


Aesculapian

Vol. 9, No. 1

A photograph of a young man with glasses, wearing a white lab coat and yellow gloves, working in a biosafety cabinet. He is using a pipette to transfer liquid into a clear microcentrifuge tube. The background shows the interior of the biosafety cabinet with various lab equipment and a window with a grid pattern.

Training the Next Generation

The Georgia Veterinary Scholars Program provides exceptional students with an interdisciplinary experience in biomedical research.



Aesculapian

Spring/Summer 2008
Vol. 9, No. 1

EDITOR
Tracy Giese

CONTRIBUTING WRITER
Lori Randall

PHOTOGRAPHY
Sue Myers Smith
Peter Frey
Mark Abdy
Lynn Reece

DESIGNER
Lindsay Bland

ADMINISTRATION
Michael F. Adams, President
Sheila W. Allen, Dean
Bruce Hollett, Acting Associate Dean for
Public Service and Outreach and
Director of Continuing Education
Douglas Allen, Director of Hospital and External Affairs
Tracy Giese, Director of Public Relations
Kathy Bangle, Director of Development

Aesculapian is published by the University of Georgia College of Veterinary Medicine, Office of Public Relations for alumni and friends.

To send story ideas, class notes or letters to the editor, please submit to:

Editor, *Aesculapian*
The University of Georgia
College of Veterinary Medicine
Athens, GA 30602-7371

or e-mail: tgiese@uga.edu
or fax: 706.583-0242

Copyright © 2008 by the University of Georgia. No part of this publication may be reproduced without permission from the editor.

The University of Georgia is committed to principles of equal opportunity and affirmative action.

UGA College of Veterinary Medicine Alumni Association Board

Tim Montgomery, President
Michael Topper, President Elect
Doris Miller-Liebl, Secretary-Treasurer
Mark Abdy
Marian Shuler Holladay
Dolores Kunze
Don McMillian, Jr.
Ruth McNeill
Mark Mosher
Mary Ann Vande Linde
Scott Westmoreland
Fred Zink
Doug Allen, ex officio
Sheila Allen, ex officio

Dear Alumni and Friends of the College,

This was an extraordinary year for the College of Veterinary Medicine, and we are entering an exciting phase of our College's history. Our talented surgical team recently performed UGA's first feline renal transplant (see page 4), our College received full AAALAC accreditation once again, and PDRC celebrated its 50th anniversary this spring (see page 14). This year also marked a \$1 million donation to establish the Marguerite Thomas Hodgson Chair of Equine Studies, the first such chair at the College. This year, donations have broken our own records and have exceeded the giving levels of all other schools and colleges at the University of Georgia. Thanks to the generosity of our loyal friends and colleagues, donations will total nearly \$7 million by the end of this fiscal year. Because of you, we are able to support much-needed faculty and teaching positions, fundamental research integral to animal and human health, and student programs that foster an exceptional learning environment, like the Georgia Veterinary Scholars Program (see page 10). Thank you!

As the next academic and fiscal year approaches, we are reminded of how much needs to be accomplished. In May we graduated 96 talented veterinary students, 26 of whom chose careers in underserved areas of biomedical research and large and mixed animal medicine. However, the demand for educating veterinarians in these areas is much greater than we have the physical space to provide, reflecting the nationwide shortage of veterinarians. To answer these needs, we are fully embarked on a \$100 million campaign (\$31.5 million in private donations, \$68.5 million from state

funding) for a new Teaching Hospital that will allow us to train up to at least 54 additional future veterinarians each year, and enhance the level of care we provide for our patients. I invite you to read about our exciting plans for a new hospital (page 2) and to help us make this dream a reality.

As always, thank you for your support and dedication to the College.

Dean Sheila Allen



UGA College of Veterinary Medicine
Class of 2008

Contents

Features

10 The GVSP Advantage

The Georgia Veterinary Scholars Program gives exceptional veterinary students an edge over the competition.

14 PDRC Turns 50

More than 200 current and former faculty, staff and students gathered recently to celebrate the milestone 50th anniversary of the Poultry Diagnostic and Research Center.



Departments

2 CVM News

- Building for the Future
- Charting new territory
- AAALAC accreditation
- World's top flu scientists gather at UGA
- Graduate degree programs expand
- Partnership seeks to promote students for food animal production practice
- Zoo Med: new name, new faces
- Hospital implements new laser technology for uroliths in canines
- CSI - vet school style
- Genie the magnificent
- College receives \$1.2 million NIH grant for rabies vaccine investigations

16 Faculty News

- UGA in Malaysia
- Faculty honors & awards
- Spencer Johnston named Edward H. Gunst Professor
- Faculty and students receive Phi Zeta honors
- New acting director named for the Athens Veterinary Diagnostic Laboratory
- Budsberg named president-elect of ACVS

18 Student News

- Canine spay day at UGA
- Pet first aid program helps students educate the community
- Class of 2011
- Taking it all in
- SCAVMA supports World Rabies Day

20 Alumni News

- CVM honors distinguished alumni
- New alumni relations director
- A stroke of generosity
- Class notes
- Abdy out of Africa

24 Development News

- Trotting ahead
- Chair of Equine Studies established
- Seeking Angel Vets!

Back Cover

- Save the date!
- Upcoming alumni events and CE schedule

Front cover: Mason Savage, a rising second-year UGA veterinary student and GVSP participant, conducts research on Chagas disease in a Southeastern Cooperative Wildlife Disease Study lab.



This issue sponsored by the U.S. Army.

Building for the Future

Since its founding in 1946, the University of Georgia College of Veterinary Medicine has become one of the leading institutions in the country for veterinary medical education. While the College stays on the leading edge of technology and research, it is encumbered by the lack of space to train new veterinarians to meet the demands of a growing population that has become accustomed to higher levels of pet care.

Anyone visiting the Teaching Hospital where faculty, students and staff are elbow-to-elbow can attest to the space deficit. Since the current Teaching Hospital opened in 1979, the annual caseload has grown 37 percent; enrollment has grown 20 percent; and the full-time staff has increased 339 percent—but the square footage has grown only four percent. We have 1,700 fewer square feet per student than our peer institutions. (See illustrations at right.)

“We treat 18,000 or more patients a year, one of the highest teaching hospital case-loads in the country, yet we do so in one-third of the space of teaching hospitals with a comparable or lower caseload,” says Dean Sheila Allen. “We also have managed to maintain the highest level of care possible in less space, but we have reached our capacity in the number of animals we can treat, and the number of veterinarians we can train.”

The Teaching Hospital serves many purposes as a vital part of the College mission. It is a teaching facility for veterinary students, interns, and residents, as well as veterinary technician students from other schools. The hospital is a referral center for veterinar-

ians throughout the state and region who refer patients for specialized care; it is also a primary care facility for animals in the local community. Finally, the Teaching Hospital serves as a center for disease surveillance among the regional populations of animals, and researchers collaborate with investigators from other colleges and institutes on studies such as the prevalence of infectious diseases among animals, and the development of diagnostic and therapeutic strategies to treat them.

“We treat 18,000 or more patients a year, one of the highest teaching hospital case-loads in the country.”

Less space not only impacts the number of animals we treat, it also affects the quality of education we provide our students. A small, crowded hospital creates a stressful learning environment. It impacts hiring and retention of top-flight faculty members. And the shortage of space prevents the hospital from adding new specialties that our clients demand and our students need to learn.

To make matters worse, there is an accelerating shortage of veterinarians. According to the Association of American Veterinary


Medical Colleges, the current national pool of 2,500 new veterinarians graduating annually is not enough to meet the demands of a growing population and the changing public health needs of society, including threats posed by animal-borne illnesses, such as avian influenza and mad cow disease. There are nine veterinary students per million Americans. Above all, if enrollment numbers do not increase, the number of vets per million Americans will drop to 6.7 students by 2050. An estimated 965 more students per year are needed to maintain the current ratio. Today there are at least three job offers for every graduate.

We would like to do our part. However, we do not have the facilities to accept more than 96 students per year. Out of approximately 500 annual applicants, we must turn down four students to each one accepted.

The solution to these issues is simple: we need a new, larger hospital for Georgia and the Southeast. It would provide improved care for clients and their animals. It would enhance the quality of education for present and future veterinary students. It would help the University of Georgia regain its position as one of the nation’s top colleges of veterinary medicine.

The total project cost estimate is \$100 million, \$31.5 million of which must be raised from private sources.

“We are currently raising private funds for this very important project,” says Dean Allen. “We also are working with our state General Assembly to fund this project, as well as with our partner, South Carolina.



COLLINS COOPER CARUSI ARCHITECTS

The College has a long legacy of commitment to our dedicated South Carolina alumni. With their help, we will increase the enrollment for South Carolina students once the new hospital is built.”

The plans for the new hospital include a larger, better designed facility that is approximately 200,000 square feet, of which 145,000 is designated for the teaching hospital—nearly three times larger than the current hospital. It also has flexibility for current needs and future expansion and more than 80 acres of green space for animals and accessible outdoor space for the safety of incoming vehicles. The site is located off of College Station Road, just 2.7 miles from the existing veterinary medicine campus. The new facility would allow us to increase enrollment to 150 students, address problems of faculty and staff retention and recruitment, facilitate patient care and expand existing specialties, and develop new programs to keep up with medical advances.

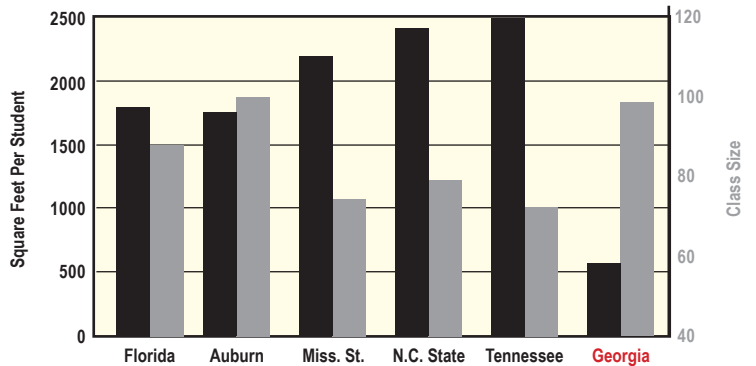
“We’ve raised about \$4 million in private funds thus far,” says Dean Allen, “but we’ve got a long road ahead to make this facility a reality.”

Our alumni and friends can help in many ways: by donating toward the hospital fund themselves and by letting regional legislators know about our need for a new hospital. Veterinarians can purchase a brick or horseshoe in honor of an animal or a person, or make a pet memorial donation in memory of a client’s animal, designating the gift for the hospital fund (www.vet.uga.edu/giving).

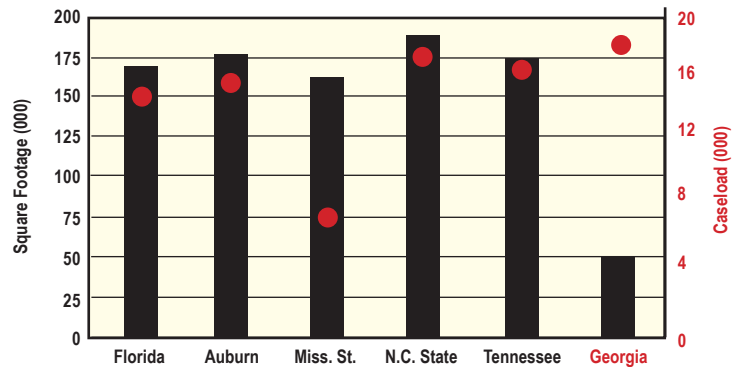
“Donations made in this way frequently lead to another gift from the clients themselves when they receive a letter from us, notifying them of the contribution their veterinarian made in memory of their beloved pet,” says Dean Allen.

If you would like to consider giving to the Veterinary Medicine Teaching Hospital Building Fund, please contact Kathy Bangle in the Development Office at (706) 542-1807 or kbangle@uga.edu.

Veterinary Hospital Square Footage per Student



Peer Comparisons—Hospital Caseload and Space





Alex (above), owned by senior veterinary student Cheryl Nguyen, is the first feline renal transplant patient at UGA's CVM. Alex underwent surgery in April to address his chronic kidney disease. Dr. Chad Schmiedt (below), performed the life-saving surgery. The kidney donor was Ponch, owned by Amanda Rainey, also a senior vet student. Photos by Lynn Reece.



Charting New Territory

CVM Alum performs UGA's first feline renal transplant

Aside from the section of hair on his stomach that is still growing back, nobody would ever know that Alex is the latest miracle to come out of the Small Animal Teaching Hospital. Thanks to the work of Dr. Chad Schmiedt (DVM '00), the hospital's newest feline renal specialist, and a team of experts—including Chief of Staff for Small Animal Surgery Dr. Karen Cornell, small animal surgeon Dr. MaryAnn Radlinksy, and anesthesiologist Erik Hofmeister, along with a team of dedicated technicians—Alex became the University of Georgia's first successful kidney transplant patient.

"Alex was diagnosed two years ago with chronic kidney disease," says his owner Cheryl Nguyen, a senior student in the College of Veterinary Medicine. "At the time of diagnosis, I was devastated. It was hard to believe that my young cat had such a terrible prognosis. Following the initial treatment and daily home care, he did well. As time progressed, however, the severity of his illness became apparent."

It wasn't until 2007, a year after his initial diagnosis, when Nguyen heard Dr. Scott Brown, head of Small Animal Surgery and Medicine, give a class lecture on feline renal transplants that she knew there was an option for her furry companion.

As luck would have it, Dr. Schmiedt was on his way back to his alma mater from the University of Wisconsin where he had the opportunity to work on feline renal transplantations. It couldn't have come at a better time for Nguyen.

"When Dr. Brown told me that Dr. Schmiedt was coming and that he was trained in renal transplantation," says Nguyen, "I was ecstatic at the news that there might be a chance for Alex to survive."

"Alex was an excellent candidate for a renal transplant," explains Dr. Schmiedt. "Other than chronic renal failure, he presented in good health."

The rest, as they say, is history. Both Alex and the donor feline, Ponch—owned by fel-

low senior student Amanda Rainey—are doing fine. However, Dr. Schmiedt does not recommend renal transplant surgery for all his patients.

"If a patient has other health issues, the risks of anesthesia and surgery may outweigh the benefits," he says. "The cat needs to be a good candidate, and a qualified donor, which is often adopted by the recipient's family, needs to be identified. Also keep in mind, the pet owner needs to be committed not only to administering medication everyday for the lifetime of the cat, but also with regular follow-up visits to their veterinarian and be financially able to care for their pet. This is a long-term and expensive commitment for a procedure that comes without guarantees."

The numbers for long-term survival are pretty intimidating, Dr. Schmiedt explains. "According to figures from two of the leading institutions with the largest caseloads of renal patients—University of Wisconsin and University of California-Davis—the six-month median survival rate is around 65%, with the three-year median survival rate around 40%. At UW, about 80% of patients survive to discharge from the hospital, and for those animals that survive to discharge, the six-month and three-year median survivals are 84% and 45% respectively. However, patients often die of conditions other than renal failure. They are at greater risk for infection, cancer, hypertension, heart disease, and diabetes in large part because of their immunosuppressive regimen; however one of my research goals is to develop a safer, but affordable, immunosuppressive regimen for cats to help prevent these problems. We have a great opportunity to improve survival times in these patients. The longest survivor I have heard of is 18 years."

Even though the survival figures should evoke caution, Nguyen believes the surgery for Alex was worth it. "He'll be on medicine for the rest of his life to prevent rejection of his new kidney, but I am optimistic. Hopefully this surgery will extend his life significantly, but even if it only helps for the next year or


two, those are years that would not have been possible without a renal transplant.”

Dr. Schmiedt also stresses the added benefit of such a procedure in the Teaching Hospital. “It exposes students and residents to vascular and ureteral surgery, transplant immunology, renal disease. It establishes a bridge to human medicine for clinical research and underscores the concept of ‘one medicine.’ Right now there are 75,970 people in this country who are waiting on a kidney transplant. Any information we gain from clinical research and our patients is very applicable to this large group of people.” He adds, “Plus, it’s cool.”

Dr. Brown says the hospital would like to conduct more transplants in the future, but it is difficult with present facilities to do so on a regular basis.

“The Teaching Hospital does not have the most appropriate equipment for this specialized surgery. We do well with what we’ve got, but to conduct renal transplants on a regular basis would require a new operating microscope, additional technical support staff—including a transplant coordinator, a full surgical staff dedicated to this procedure, and, most critically, a new ICU and operating room.”

Dr. Doug Allen, director of the Teaching Hospital and External Affairs, says that these elements would fit well into plans for the new teaching hospital (see page 2). “To establish a specialty service like this—and have the proper equipment, personnel, and space in place by the time we’ve raised enough money to build a new teaching hospital—would position the University of Georgia College of Veterinary Medicine as one of the top veterinary schools in the country. But we can’t get there without the funding.”

“Establishing a feline renal transplant program at UGA is beneficial. It helps us stand out from the crowd, exemplifies that we can offer cutting-edge treatments, and puts UGA at the forefront of veterinary care,” says Dr. Schmiedt. 

AAALAC Accreditation

The College of Veterinary Medicine’s Animal Resources Program, as part of the University of Georgia’s comprehensive biomedical research programs, has once again received full accreditation from the Association for Assessment and Accreditation of Laboratory Animal Care, International (AAALAC). University officials were notified on March 20 of the accreditation in a letter from the AAALAC that commends UGA for “a knowledgeable and dedicated animal care staff, an excellent level of documentation, a high level of sanitation, excellent veterinary care program, a fully implemented environmental enrichment program and improvements at the farms.”

Accreditation by AAALAC, a voluntary program, ensures the highest quality of animal care and use in research. Accredited institutions must meet rigorous standards to ensure the high-quality care and welfare of research animals.

“Our participation in AAALAC’s accreditation program demonstrates our deep commitment to responsible and humane animal care and use—it requires us to adhere to standards for animal care that are even higher than those required by law,” says Dr. Chris King, UGA’s assistant vice president for research and director of the Animal Care & Use Program.

The Animal Care & Use Program in the College is charged with ensuring that animals used in research laboratories and teaching situations receive the most humane, most appropriate care. A staff of about 25 professionally trained personnel is responsible for the care of approximately 1,500 animals in more than a dozen species.

World’s top flu scientists gather at UGA

More than 150 of the world’s leading influenza researchers gathered last summer at a University of Georgia College of Veterinary Medicine conference, “Immunobiology of Influenza Virus Infection: Approaches for an Emerging Zoonotic Disease,” to discuss the latest advances in understanding how the virus interacts with its host and the mechanisms that underlie immunity.

The multi-disciplinary meeting provided a forum for interchange between virologists, immunologists and vaccine researchers from academia, government and industry on aspects of basic and applied influenza research. It was organized by Georgia Research Alliance Eminent Scholar Ralph A. Tripp, S. Mark Tompkins and department head Fred Quinn in the College of Veterinary Medicine’s department of infectious diseases, as well as Harry Dickerson, associate dean for research and graduate affairs.

“This meeting served as a catalyst for the advancement of influenza research by connecting scientists,” Tripp said. “The goal was to create an environment conducive to information exchange, the generation of new ideas and the acceleration of applications of this knowledge that benefit society directly.”

The conference featured keynote speaker and Nobel Laureate Peter C. Doherty from the University of Melbourne, who discussed new developments in vaccine design.

The National Institutes of Health last year awarded the University of Georgia a \$7.4 million contract to collaborate with Emory University through its new Regional Center for Excellence for Influenza Research and Surveillance. Emory and UGA will receive a total of \$32.8 million over seven years from the NIH National Institute of Allergy and Infectious Diseases for one of six new national influenza centers.

At UGA, Dr. Tripp works with GRA Eminent Scholar and Caswell Eidson Chair in Poultry Medicine Egbert Mundt, professor Zhen Fu and assistant professors Mark Tompkins and Jeff Hogan to explore the genetic factors that allow viruses to spread from animals to humans, how the virus changes as it moves through different species and the factors that play a role in the ability of viruses to cause disease in different species. The researchers also explore the ability of current antiviral drugs to target viruses and work to develop new antivirals based on strategies that silence the gene expression of viruses. In addition, the UGA scientists study how human genes might be “silenced” to decrease or eliminate flu infections to identify new targets for antiviral medicines.

Graduate Degree Programs Expand

The College has experienced exciting growth in its graduate programs. Two new dual degree programs are offered in which veterinary students can seek advanced training in research or public health. The Veterinary Medical Scientist Training Program (VMSTP) was developed to enhance the career development of scholars who wish to pursue both the DVM and PhD degrees. The philosophy of this program is “One Medicine,” where veterinary medicine interacts with human medicine, and both interdigitate with basic research to contribute to the advancement of biomedical research. Graduates of the VMSTP will be positioned for careers as biomedical researchers in academia and industry. Currently six veterinary students are enrolled in this program and performing research in infectious diseases, toxicology, ecology, or pathology. Their education is supported by scholarships funded by the Dorothy and Thomas Morris Scholarship Endowment Fund.

Similarly, the College has also developed a Veterinary Public Health training program in which veterinary students also are dual-enrolled in the Masters in Public Health (MPH) degree program at UGA’s new College of Public Health. These students are engaged in research and training activities pertinent to the human/animal interface. Two scholarships per year are awarded for accepted students in the DVM/MPH program.

In addition, the College has expanded its animal disease research training by creating the Masters of Science in Veterinary and Biomedical Sciences. Graduate students in this MS program can work with faculty members in any discipline in the College that stimulates curriculum and program development by research groups and clinical residencies.

“Through these new programs, the students’ educational experience is enhanced by exploring biomedical research in relation to veterinary medicine,” says Dr. Margie Lee, graduate degree coordinator. “Ultimately their experience will translate to a better understanding of basic and applied research and provide more opportunities after graduation.”



Partnership seeks to promote students for food animal production practice

The College of Veterinary Medicine has partnered with the College of Agricultural and Environmental Sciences to institute the Food Animal Veterinary Incentive Program (FAVIP), an early admission program for Georgia high school students interested in entering rural practice.

“The goal of the FAVIP is to create a sustainable source of future veterinarians for underserved disciplines and geographic regions essential to the future of food animal production,” says Dr. Paige Carmichael, associate dean for academic affairs. “Many practitioners and producers have difficulty recruiting new graduates into food animal practice, especially in rural communities. Students who successfully complete the FAVIP and DVM curriculum will immediately be able to provide valuable service to modern animal agriculture, and will have a lasting impact on the industry as researchers and practitioners.”

With a growing shortage of new veterinarians with expertise in food animal species entering research, teaching, and diagnostic laboratory practice, there are many career opportunities in food animal and public practice, including food safety and inspection, communicable disease management, and regulatory veterinary medicine.

“This program will help us recruit students from rural Georgia. In addition, the loan forgiveness available through the National Veterinary Medical Services Act will help these students repay educational debt while returning to their rural communities to practice,” explains Dean Sheila Allen. “The two programs together will help meet the need for practitioners in rural Georgia.”

Students who successfully complete the FAVIP undergraduate program will be admitted into the University of Georgia College of Veterinary Medicine, subject to the review of the CVM admissions committee. FAVIP students will be eligible to fill up to five reserved positions in each CVM class.

A student accepted into the FAVIP must major in animal science, avian biology, dairy science, or poultry science at UGA, and pursue a pre-veterinary science curriculum. The student is required to complete at least two food animal experiences, which must include at least 300 hours of work and at least one must be under the supervision of a food animal veterinarian. A cumulative GPA of 3.2 as an undergraduate must be maintained to progress satisfactorily.

FAVIP students admitted to the CVM may qualify for scholarships, if available, from participating food animal producer organizations. For more information on this program, please contact the CAES Academic Affairs Office at (706) 542-1161.

Zoo Med: New name, new faces

The Teaching Hospital announces the name change of the Exotic Animal clinical service Exotics to Exotic Animal, Wildlife and Zoological Medicine (Zoo Med), which more accurately describes the exotic pet, wildlife treatment, and zoo/aquarium service.

“Exotic pets remain a focus within the field of zoological medicine and a priority at UGA,” says Dr. Stephen Hernandez-Divers, “but we are attempting to increase and improve our case load into these areas which are currently under-represented.”

More noteworthy changes include the arrival of new members to the Zoo Med team. Dr. Christine Fiorello, a full-time zoological medicine faculty member and ACZM Diplomate, brings a wealth of zoological and wildlife experience, most recently from a three-year clinical residency at the University of Florida. She has a DVM from Tufts University, a PhD in Ecology, Evolution and Environmental Biology from Columbia University, and an MS in biological sciences from the University of Cincinnati. In addition, Betsy Kurimo has come on board as the new veterinary technician. Arriving later this summer are resident David Perpinan, a native of Spain who comes directly from the Henry Doorley Zoo in Omaha, Neb., and intern Foon Seng Choy from Malaysia.

Zoo Med is dedicated to furthering the health and well-being of captive and free-ranging, non-domesticated species through excellence in teaching, clinical medicine and research. For more information, visit www.vet.uga.edu/zoo.



UGA CVM ZOO MED/GEORGIA AQUARIUM

Dr. Christine Fiorello (center) preps a penguin from the Georgia Aquarium for a diagnostic CT scan. Veterinary technician Betsy Kurimo (left) assists as Georgia Aquarium associate veterinarian Dr. Aimee Berliner looks on

Hospital implements new laser technology for uroliths in canines



TRACY GIESE

Steffen Sum, an internal medicine veterinarian specializing in nephrology and urology in the Teaching Hospital, uses the new Convergent Odyssey 30B, a minimally invasive laser technology system, to quickly and safely eradicate urinary stones in canine patients.

Uroliths in canine patients is a fairly common occurrence, with some patients successfully treated with medication. Frequently, however, enlarged stones must be removed surgically to ensure survival of the animal. Now the UGA Small Animal Teaching Hospital has technology to reduce recovery and healing time for canine patients who suffer from kidney and bladder stones.

“Laser lithotripsy is an option in cases where an animal would need immediate removal of the urolith,” says Dr. Steffan Sum, the faculty member who has been the driving force in getting the new Convergent Odyssey 30B laser system in the Teaching Hospital. “It is a very safe, effective means of treating stones within the urinary tract. Research indicates that any type of urolith can be shattered using this kind of laser.”

Laser urolithotripsy is a minimally invasive technique using a holmium: YAG laser to deliver energy to the surface of a urolith. This photothermal energy is delivered from the crystal of the laser to the urinary stone via flexible quartz fibers of different diameters, leading to the fragmentation of the urolith. The mechanism of stone fragmentation involves a thermal drilling process rather than a shock wave.

At last count, there are only seven other veterinary teaching hospitals in the nation offering this urolithotripsy technology.

CSI—Vet school style

Students in the University of Georgia College of Veterinary Medicine assisted students in UGA's marine mammal course in the Odum School of Ecology in determining the cause of the mysterious death of two stranded dolphins off the Georgia coast.

As part of their coursework, the students examined and measured two dolphins found stranded and recorded the data for a report for the Department of Natural Resources. The veterinary students were allowed to perform the necropsy of the neonate under the supervision of Drs. Dan Odell and John Schacke, an adjunct professor in the School of Ecology, who coordinates and team-teaches this popular course each May.

The first case involved a neonatal Atlantic bottlenose dolphin, estimated to be less than three weeks old, found floating in the Newport River in Liberty County. It was a male calf, 99cm in length, and approximately 50 pounds. The students observed skin lesions on the dolphin consistent with the pox virus, which is not uncommon in dolphins, according to Dr. Dan Odell of the Hubbs-Sea World Research Institute in Orlando, Fla., who was on hand for the necropsy.

When the students opened the dolphin for further examination, the cause of death was apparent: an extremely heavy lungworm infestation. The lungworms were seen to fill small airways and small airsacs throughout both lungs. This parasite crossed the placenta to infest the fetus and mature in the neonatal dolphin.

The second necropsy case, a male Atlantic Spotted Dolphin termed a sub adult based on its body length—137 cm long and 61 pounds, was found about a mile north of the northern extremity of Cumberland Island adjacent to Camden County, Ga. No gross abnormalities were



TRACY GIESE

found in the necropsy of this animal, and the cause of death could not be determined.

“This has been a great experience for our students who have an interest in marine mammals,” says Dr. Cheri Roberts, Norden Distinguished Teaching Professor in the Department of Anatomy and Radiology. “Even with our affiliation with the Georgia Aquarium and our excellent exotics service, it is not often that the vet students get a hands-on opportunity to work with marine mammals. Examining the Atlantic Spotted Dolphin is an especially unusual opportunity because it is an offshore species, and, according to Dr. Odell, is not often recovered by the DNR for post mortem analysis.”

Learning from these animals extended beyond the necropsies. The Georgia Natural History Museum at UGA processed and articulated the skeletons of the dolphins, and the UGA Archeology Department is exploring the developmental parameters from the skeletal systems.



Genie the Magnificent

Genie, a 4-year-old Percheron, visited the Large Animal Teaching Hospital recently for an abscessed tooth. The gentle giant, weighing 1900 pounds and measuring 19 hands (that's 77 inches to the withers!), is owned by Jill Glasspool-Malone and Robert Malone of Cielo Azure Farm in Jasper, Ga. The Malones show their draft horses across the U.S. each year.

College receives \$1.2 million NIH grant for rabies vaccine investigations



Zhen Fu

Dr. Zhen Fu, professor of veterinary pathology at UGA, is the principal investigator of the study, along with Ralph Tripp, GRA Eminent Scholar and professor of infectious diseases at the College of Veterinary Medicine who will investigate the immunological aspects. Dr. Fu's study is seeking a less expensive and less invasive means of vaccinating humans and animals. The proposed vaccine will use a genetically modified form of the live virus; one that will be potent enough to establish immunity with fewer doses, yet very safe because the genetic modification makes the virus unable to cause the disease.

"Current rabies vaccines are made from an inactivated (killed) virus," explained Dr. Fu. "Although they are effective, multiple vaccines are needed to induce protective immunity. Today's vaccines also are very expensive and require five doses for people bitten by rabid animals or animals suspected of being rabid, making it cost prohibitive for people

The National Institute of Allergy and Infectious Diseases at the National Institutes of Health has awarded the College of Veterinary Medicine a \$1.18 million grant to develop rabies virus vaccines. This award is the continuation of a previous four-year \$837,000 grant issued by NIAID in 2002 to initiate the study.

Dr. Zhen Fu, professor of

in developing countries where rabies vaccines are needed the most."

According to the World Health Organization, approximately 55,000 human deaths, primarily in Asia and Africa, are attributed annually to rabies. As a zoonotic viral disease that attacks the central nervous system, rabies infects both domestic and wild animals.

"We propose to develop a live form of the vaccine by incorporation of immune stimulatory molecules into the virus genome," said Dr. Fu. "By doing so, we expect to develop a vaccine with greater potency yet reduced cost, because fewer doses will be required to establish immunity. These vaccines can also be used in domestic as well as wild animals to protect them from rabies infection."

This could potentially save millions of dollars worldwide. According to the Centers for Disease Control, the estimated public health costs associated with disease detection, prevention, and control have risen to more than \$300 million annually. These costs include the vaccination of companion animals, animal control programs, maintenance of rabies laboratories, and medical costs, such as those incurred for rabies post-exposure prophylaxis. Although the cost varies, a course of rabies immune globulin and five doses of vaccine given over a four-week period typically exceeds \$1,000.

"The College of Veterinary Medicine is dedicated to improving the health of animals and humans," said Dean Sheila W. Allen. "That the National Institutes of Health has awarded another substantial grant for the study of rabies demonstrates their continued confidence in our researchers to find treatments and cures for diseases that affect both animals and people."



THE UNIVERSITY OF GEORGIA
College of Veterinary Medicine

Step by **Step,**
Brick by Brick

Honor animals and those who love them while building the future of veterinary medicine.



Honor or memorialize family members, recent graduates, family veterinarians or treasured animals and their owners with a personalized brick or horseshoe!

Each donation to this program supports the College of Veterinary Medicine Teaching Hospital. Brick tiles and horseshoes displayed prominently on the walls of the current teaching hospital will be permanently incorporated into the new hospital facilities and grounds.

To order a brick or horseshoe, please visit us online at www.vet.uga.edu/giving or call us at (706) 542-1807.



Congrats!
Jim Smith, DVM
Class of 1998

Georgia Veterinary Scholar, Ai Tsuiki, is working on stem cell research in Dr. Steven Stice's lab. Ai attends the Tuskegee School of Veterinary Medicine.



The GVSP Advantage

*The Georgia Veterinary
Scholars Program gives
exceptional veterinary
students an edge over
the competition*



SUE MYERS SMITH

Laura Reiss, class of 2011, participates in the Georgia Veterinary Scholars Program Summer 2008. She worked in the Center for Tropical and Emerging Diseases research group lab, studying a cattle disease that is closely related to African Sleeping Sickness in humans.

Laura Reiss carefully releases the contents of the pipette into the glass tube before disengaging and cleaning the tip for yet another sample. At first glance one would think that Reiss is an experienced research scientist in Dr. Roberto Docampo's lab at the Center for Tropical and Emerging Global Disease. However, Reiss, a rising sophomore at the University of Georgia College of Veterinary Medicine, is just one of fourteen students from across the nation chosen to participate in the prestigious Georgia Veterinary Scholars Program (GVSP) and to gain real applied biomedical research experience.

"I've been here three weeks now," says Reiss, "and I feel I've accomplished so much. I'm applying techniques I've learned in class, and I'm studying the processes of research. I've learned there is a lot involved in research, including failure. Without failure and the process of elimination, we can't find the answers."

The GVSP is housed at the University of Georgia College of Veterinary Medicine under the leadership of Dr. Susan Sanchez, a research faculty member in the Athens Veterinary Diagnostic Laboratory.

"The Georgia Veterinary Scholars Program gives participants the faculty and industry contacts, helps them decide future plans (such as specialization in biomedical research, comparative research, or fieldwork), provides them with a better understanding of how biomedical research is conducted and how it can be applied either in a veterinary practice or academia. They also have an advantage over other graduates as far as career opportunities are concerned."

Co-sponsored by Merck-Merial, the USDA, the NIH and the CVM to provide research experience and opportunities to rising second- and

third-year veterinary students in the U.S. and abroad, the program spans 12 weeks during the summer in which approximately 15 students are mentored by faculty who come from different disciplines (genetics, tropical and emerging diseases, microbiology, etc.). The students have the opportunity to develop a research project, attend seminars in biomedical research at faculty members' houses, visit regional facilities (such as the Yerkes Primate Center and the CDC in Atlanta), and attend summer science discussion series at the College. The students also present papers at Scholar Research Day and at the National Veterinary Scholars Symposium like the one held this year at Michigan State University.

In Dr. Docampo's lab, Reiss is studying African Trypanosomiasis—or, in layman's terms, sleeping sickness in cattle—which may have very real applications in human medicine and zoonotic disease research. African sleeping sickness is confined to 36 countries in the sub-Saharan Africa, and affects isolated populations that have limited access to healthcare services. "Our goal is to see if these isolated genes from cattle are equivalent to those in humans. Sleeping disease is transmitted through insect bites and can be fatal if untreated. If we can find a similarity in this disease between cattle and humans, we can find similar treatments."

Dr. Docampo, a professor in cellular biology, commends the GVSP for its opportunity to expose students to biomedical research.

"This experience is exposing Laura to the area of hypothesis-driven biomedical research in infectious diseases, and introducing her to scientific career opportunities," says Dr. Docampo. "One of the goals of the program is to identify and facilitate the career progression of veterinary

students who have the ability and motivation to become research scientists. Through the use of animal models, veterinary science has contributed to human health in the development of surgical procedures, in the identification of mechanisms of disease, in the identification of pathogens and toxins, and in the discovery of vaccines and therapeutics. There is an urgent need for the training of veterinary researchers, and this program fits very well with that objective.”

As another rising sophomore veterinary student from UGA, Mason Savage is thrilled to be involved with veterinary medicine beyond the traditional clinical setting that most students experience during their summer break from classes.

“The fact that I could take advantage of other opportunities outside the classroom was a big draw for me in applying for the program,” says Savage,

who is studying the comparison of Chagas disease in South America and North America under the mentorship of Dr. Michael Yabsley in the Southeastern Cooperative Wildlife Disease Study. “I’ve gotten to see the real applications of research and visit the Yerkes Primate Research Center at Emory University. You really can’t get all that in just the classroom.”

Ai Tsuiki agrees. “I really did not want to spend another summer doing small animal clinical work,” says the Tuskegee (Alabama) School of Veterinary Medicine student, who is working with world-renowned geneticist Dr. Steven Stice on stem cell research. “I feel that our summer should be spent exploring different opportunities in veterinary medicine. I’m very glad I decided to participate.”

Looking toward the future, Tsuiki sees the benefit of her experience. “Because of my clinical background in human

medicine—I was a physician assistant for eight years—I really like that veterinary medicine and human medicine are merging together. I’d like to somehow be able to contribute to both human and animal health, and I think research may be a good option!”

Indeed, GVSP alums have excelled in their careers, due in large part to their participation in this unique program. Take Stephan Singleton, for instance. Singleton (DVM ’06) is currently completing a Public Health Residency at the University of Minnesota in the Center for Animal Health and Food Safety and is also a Master’s of Public Health candidate in Food Safety and Biosecurity. She has worked with the USDA, Animal and Plant Health Inspection Service (USDA-APHIS), the National Center for Food Protection and Defense, the National Pork Board and the Department of Natural Resources in addition to teaching

UGA veterinary student Shirin Modaresi worked on the fatal cat parasite, *Cytauxzoon felis*, during her GVSP experience last summer with mentors Drs. David Peterson and Holly Brown.





GVSP students present their papers at Scholar Research Day as part of their comprehensive biomedical research experience.

Teaching Hospital.

“There is no doubt in my mind that I have benefited personally and professionally from the GVSP,” Dr. Brown explains. “The GVSP provided me the most unique and positive early experience in veterinary school and gave me a chance to experience my veterinary education from a different perspective. The research that I was involved with led to continued opportunities in research throughout my time in veterinary school and helped build a foundation of research that I feel has been a critical component in establishing my career. In addition to the opportunity of being involved with clinically-based research, the program helped me establish great relationships with clinical faculty, and I got to know them well outside of the lecture hall, clinical, and laboratory setting.”

The GVSP convinced David Wellington (DVM '07) to jump the track of traditional small animal veterinary medicine to another underserved veterinary career.


“The GVSP has helped me to excel in my career as a laboratory animal veterinarian. I worked in small animal clinical practice for one year and will be starting a lab animal residency in July at Yale University in New Haven, Conn. I will be training investigators on proper animal handling techniques, overseeing clinical cases in the facility, preparing weekly case reports, and assuring protocol compliance by researchers.”

The Georgia Veterinary Scholars Program at the University of Georgia is one of the first Merck-sponsored programs, and it was the first to host a national symposium. The next symposium UGA will host will be in 2010.

“We are very excited about this program as it continues to provide outstanding biomedical research experience to the most academically qualified students who might not otherwise consider research as a career option,” says Dr.

Sanchez. “This is a highly competitive program at UGA that, like its participants, has an exceptionally bright future. It is our hope that GVSP students might gain a better understanding of biomedical research and apply what they’ve learned here to whatever career they choose.”

“Veterinarians serve a pivotal role in preventing the spread of infectious diseases, including brucellosis, tuberculosis, rabies and influenza,” says Dean Sheila Allen. “In fact, veterinarians have always been at the forefront of protecting people from major public health threats, approximately 75% of which are zoonotic diseases. Training future veterinarians for careers in biomedical research will augment the process for finding treatments and cures for diseases that pose major health threats in this country and around the world.”

For more information on the Georgia Veterinary Scholars program, please visit www.veterinaryscholar.org. 

fourth year veterinary students. She has traveled to Brazil, Chile and Uruguay. She has also recently traveled to Austria to attend the Salzburg Global Seminar where she had the opportunity to meet with leaders in animal and human health from 15 countries.

“Dr. Susan Little was my GVSP advisor,” Dr. Singleton says. “My project was to gain a greater understanding of the phylogenetic relationship among organisms within the genus *Atoxoplasma*. The program opened my eyes to the excitement surrounding research, and it was so fulfilling that I continued to work in Dr. Little’s lab the following academic year. I believe the program has given me a competitive edge for additional internships, externships and employment opportunities. I would recommend it to any student!”

But while participation in the GVSP doesn’t necessarily lead students down the path to biomedical research, it does provide a strong basis for fundamental research skills.

James Brown (DVM '03) is a clinical assistant professor in radiology at the North Carolina State University College of Veterinary Medicine and serves as a clinical radiologist for the Veterinary



Dr. Susan Sanchez, associate professor of infectious diseases in the Athens Veterinary Diagnostic Laboratory, leads the Georgia Veterinary Scholars Program.

CVM ERIC



PDRC Turns 50

More than 200 current and former faculty, staff and students gathered recently to celebrate the milestone 50th anniversary of the Poultry Diagnostic and Research Center. Distinguished guests at the May 16 event included the directors of PDRC throughout its half-century history, including Sam Schmittle (1958-68), Dave Anderson (1969-72), Stan Kleven (1972-82 and 1990-2003), Oscar Fletcher (1982-89), and current director John Glisson (2003-present).

Dave Anderson and John Donahoe, along with a pre-recorded video and slideshow from Dr. Sam Schmittle, each served the attendees a slice of PDRC history. Dr. Anderson, who also served as CVM dean from 1975-96, provided insight and early history of the PDRC with photos from its beginnings in 1957 until 1963. Dr. Donahoe, who trained under Dr. Kleven for his doctoral degree and now works in Japan as a virologist, gave a rousing presentation about the “teen years” of the center from the mid-60s to 70s. Dr. John Glisson focused on the PDRC’s progress up to the present day.

“This truly was an historic occasion,” says Glisson. “To have so many present and former PDRC faculty and staff gathered together to celebrate the 50th anniversary was such a tribute to the dedication of those who work at this institution.”


The Poultry Diagnostic and Research Center began in 1948 as the poultry diagnostic service, started by Dr. Clifford Barer in the Department of Pathology and Parasitology. In 1955 it was


transferred to the Department of Veterinary Hygiene as the avian medicine section, and two years later the name of the Department of Veterinary Hygiene was changed to the Department of Microbiology and Preventative Medicine. Then in 1958, Poultry Disease Research Center was formally organized as a laboratory, constructed on College Station Road approximately two miles from campus. The center was built in response to the needs of the rapidly growing poultry industry in Georgia and was headed by Sam Schmittle. It was administratively placed under the auspices of the Agricultural Experiment Station of UGA’s College of Agriculture. In 1968 PDRC was transferred to the College of Veterinary Medicine where it now resides.

Today the Poultry Diagnostic and Research Center is part of the Department of Population Health, one of seven departments in the College of Veterinary Medicine. In addition to graduate programs, the PDRC offers course work for DVM-degree seeking students, courses for undergraduate students in the College of Agricultural and Environmental Sciences, and diagnostic assistance and consultation to the world’s poultry producers. The PDRC houses well-equipped laboratories for virology, bacteriology, mycoplasmaology, biotechnology, immunogenetics, histopathology, and molecular sequencing, as well as diagnostic laboratories with separate ancillary laboratories for bacteriology, serology, and PCR, and state-of-the-art animal care facilities.

For photos and video from the 50th anniversary celebration, please visit www.avian.uga.edu. 📷


This incinerator was part of the original PDRC facility in the 1950’s.





PDRC Directors (from top): Sam Schmittle, Dave Anderson, Stan Kleven, Oscar Fletcher, and John Glisson.

Below: Presentation of original acrylic painting by artist Carly Glisson in honor of the PDRC's 50th Anniversary. From left, John Glisson, Mike Giles (senior vice pres., Georgia Poultry Federation), Carly Glisson, Abit Massey (pres., Georgia Poultry Federation).



PHOTOS COURTESY PDRC

UGA in Malaysia

Ray Kaplan and two members of his research lab attended the 5th International Workshop on Novel Approaches to the Control of Helminth Parasites of Livestock on Feb 26-29, 2008, in Ipoh, Malaysia.

Dr. Kaplan, associate professor of infectious diseases and whose primary research focuses on parasitology, presented a talk and led a discussion group on "Anthelmintic Resistance." Sue Howell, graduate research assistant, presented a poster on "Testing of Parameters Used for the Larval Migration Inhibition Assay." Bob Storey, lab manager, presented a poster on "History and Summary of FAMACHA Program in the U.S."

The Novel Approaches Conference covers a range of research areas from those in the early stages of development to those applicable for immediate application to farms. The goal of the conference is to promulgate research developments to farm use. The format involves a series of invited discussion papers on topics that may show promise in delivering immediate benefits for parasite control. The poster discussions are recorded and condensed into a summary paper that is published with the invited papers.

Organized by the Veterinary Research Institute in Ipoh, Malaysia, the Novel Approaches Conference has been hosted in the U.S. only once since its origination in 1995. Louisiana State University School of Veterinary Medicine hosted the 2nd international conference in 1998 in Baton Rouge, La. Other conferences have been hosted at the University of New England in Australia, the Moredun Research Institute in the United Kingdom, and at the Universidad Autonoma de Yucatan in Mexico.



SPECIAL

From left: Bob Storey, Dr. Ray Kaplan, and Sue Howell present at a conference in Malaysia.

Faculty Honors & Awards

New Faculty 2007-08

Christine Fiorello – Asst. Prof. / Small Animal Medicine
Juliana Figueiredo – Clinical Asst. Prof. / Small Animal Medicine
Kate Creevy – Asst. Prof. / Small Animal Medicine
Guoqing Zhang – Post-Doc / Pathology
Christina Braun – Asst. Prof. / Large Animal Medicine
Justin Brown – Post-Doc / SCWDS
John Weh – Asst. Prof. / Small Animal Medicine
Karen Wells – Temp. Instr. / Physiology/Pharmacology
Honglu Diao – Post-Doc / Physiology/Pharmacology
Jeremy Driskell – Asst. Rsch. Sci. / Infectious Diseases
Richard Bruner – Adj. Asst. Prof. / Pathology
Alistair Dove – Adj. Asst. Prof. / Pathology

New Phys/Pharm Head

Dr. Gaylen Edwards has been named the new head of Veterinary Physiology and Pharmacology, following an extensive nationwide search. Dr. Edwards served as acting department head following the departure of Dr. Thomas Murray in 2006.

A graduate of Washington State University where he earned his DVM and PhD degrees, Dr. Edwards completed his postdoctoral fellowship at the University of Iowa Cardiovascular Center. He has spent the last 19 years at the University of Georgia College of Veterinary Medicine, securing nearly \$2.5 million in research grants. During this time he has served as chair of the neuroscience division of the Biomedical Health Sciences Institute, as well as interim assistant vice president for research and director of animal care.

Dr. Edwards is a member of the American Association for the Advancement of Science, the American Physiological Society, Society for Neuroscience (president of the UGA chapter), and Society for the Study of Ingestive Behavior.



CVM ERC

Spencer Johnston named Edward H. Gunst Professor

Spencer A. Johnston, Diplomate of the American College of Veterinary Surgeons and former professor of veterinary surgery at Virginia Tech, has been appointed as the Edward H. Gunst Professor in the Department of Small Animal Medicine and Surgery. Dr. Johnston, who completed an internship in small animal medicine and surgery at UGA in 1987, graduated summa cum laude with a VMD degree

from the University of Pennsylvania School of Veterinary Medicine in 1986. He completed a residency in small animal surgery at Michigan State University College of Veterinary Medicine in 1990, and served on the faculty in Small Animal Clinical Sciences at Virginia Tech for 13 years.

He is the recipient of numerous awards from Virginia Tech, including the Norden Distinguished Teaching Award, VMRCVM Teaching Award, and the Wine Award, which is a university level award for outstanding teaching. He also is a five-time recipient of the Teacher of the Year Award by the student body and Veterinarian of the Year by St. Francis of Assisi Service Dog Organization in 2000.

The Gunst Professorship was established in 1995 by Richard and Joanne Moyer of Richmond, Va., honoring a long-standing relationship the Gunsts have had with the College of Veterinary Medicine.

Faculty and students receive Phi Zeta honors

The College has awarded exceptional faculty and students with honors for excellence in teaching, research and service at the annual Phi Zeta Veterinary Honor Society Induction Ceremony on April 18, 2008. Zhen Fu, pathology professor and president of UGA's Phi Zeta chapter, conducted the ceremony.

Faculty recognized for excellence in service to the college included Drs. Charles L. Hofacre, Pauline M. Rakich, and Catherine E. Kosarek. Hofacre was awarded the Charles Dobbins Award for Excellence in Service for his work as director of clinical services for the Poultry Diagnostic and Research Center. For her 25 years of committed service to the Athens Veterinary Diagnostic Laboratory, Rakich received the Outstanding Laboratory Service Award. Kosarek, an oncologist in the Small Animal Teaching Hospital, was awarded the Outstanding Hospital Service Award for her compassionate work with clients and colleagues.

Drs. Ray M. Kaplan, Michael Yabsley and Erik Hofmeister were each awarded honors for their commitment to research. Kaplan, associate professor in infectious diseases, received the Pfizer Award for Excellence in Research for his research in parasitology. Yabsley, assistant professor in the Southeastern Cooperative Wildlife Disease Study, received the John M. Bowen Award for Excellence in Animal Research. Hofmeister, assistant professor in small animal medicine, received the Clinical Research Award. Typically awarded to a veterinary resident, the Morrow Thompson Award was given this year to senior veterinary student Heather Shepard for her exceptional work completed toward the DVM degree, awarded at graduation on May 3.

Student Leadership, Service and Outreach Awards were given to Owen Fink, Dessie Carter, Casey Neary, Vans Randell Kinsey, Shirin Modaresi, Andrew Verdin, David Dawkins, Kate Fisher, and Mason Savage. The Outstanding Sophomore Student Award was presented to Megan Branham.

New inductees into the Phi Zeta Honorary Society included veterinary students Dustin Adams, Stanley Baker, Grace Chan, Lara Collins, Diane Cross, Virginia Hall, Cecily Haught, Mitchell Kaye, Elizabeth Marlow, Jeremiah Moorer, Shelly Olin, Angela Taylor, Sarah Walter, Jena Wickman, Sarah Clay, Mara Holland, Steven Kubiski, Joel Landrum, Katherine Lott, Kelly McCarty, Casey Neary, Amanda Rainey, Andrea Smith and Jessica Stewart. Graduate student inductees were Julie Webb and Tomislav Jelesijevic.

Two faculty members also were inducted into Phi Zeta, including Dr. Steffen Sum (small animal medicine) and Dr. Susan Sanchez (infectious diseases).



2008 Phi Zeta Honor Society Inductees: (Front row, L to R) Dr. Susan Sanchez, Dr. Steffen Sum, Tomislav Jelesijevic, Amanda Rainey, Casey Neary, Mara Holland, Sara Clay; (Back row, L to R) Dr. Zhen Fu (current Phi Zeta president), Elizabeth Marlow, Cecily Haught, Virginia Hall, Lara Collins, Grace Chan, Sean Adams, Angela Taylor.

New acting director named for the Athens Diagnostic Laboratory



CVM ERC

Dr. Jeremiah Saliki, professor and head of the virology/serology section of the Athens Veterinary Diagnostic Laboratory at the University of Georgia, has been named acting director of the AVDL effective August 1, 2007.

Dr. Saliki, who has been with the University of Georgia College of Veterinary Medicine since 2005, replaces Dr. Doris Miller who has accepted an appointment as Associate Director of State Government Relations. Dr. Miller facilitates the College's efforts in communicating with the Georgia Department of Agriculture and the General Assembly, and serves as a liaison with the GVMA and the GVMA legislative action committee.

Dr. Saliki received his DVM from the University of Liège in Belgium in 1984 and a PhD in Virology from Cornell University in 1993. He is board certified with the American College of Veterinary Microbiologists. He has 23 years of post-DVM experience in diagnostic and research labs in Europe, Africa, and three states (New York, Oklahoma and Georgia).

Budberg named President-Elect of ACVS

The American College of Veterinary Surgeons (ACVS) announced the election results for a new president-elect at the ACVS Veterinary Symposium in Chicago, Ill., in October. Each year at the ACVS' Annual Business Meeting, held in conjunction with the Symposium, the new members on the Board of Regents are installed. This year the president-elect is Steven C. Budberg, DVM, MS, University of Georgia.

Dr. Budberg, specializing in small animal veterinary surgery, attended veterinary school at Washington State University and did his surgery residency at Michigan State University. He served on the ACVS Board of Regents from 2005-07; Publications Committee as Board Liaison (2005-07); Research Committee (2005 and Board Liaison 2006-07); and Symposium Committee (1993-1997).

Student News

Canine Spay Day at UGA

The Canine Club held its annual Canine Spay Day in January. Junior veterinary students performed the surgeries on 24 dogs—12 spays and 12 neuters—from the local Madison-Oglethorpe Animal Shelter (MOAS), with sophomore and freshmen students providing anesthetic services. The Canine Club provides this spay/neuter service free of charge to a local animal shelter each spring.

“Our entire club budget goes to Spay Day each year,” says club secretary Shirin Modaresi. “All of our fundraisers pay for making these animals ready for new homes.”

Once the dogs are spayed or neutered, they are taken back to the animal shelter and prepared for adoption.

“The service they provide makes such a difference,” says Cat Lindsey, director of MOAS, where animals are spayed or neutered before finding new homes. “We normally pay a veterinarian to perform the spay and neuter surgeries. By not having to pay for these 24 animals allows us to save money for other medical treatments, supplies and general upkeep of the shelter.”

Dogs of many mixed breeds and sizes received surgery, from rottweilers to shepherds to Jack Russell terriers.

According to Lindsey, two of the dogs were adopted within a week after the Canine Club’s Spay Day. “We really appreciate the work they do for us,” she says. “They do an excellent job.”



SPECIAL



SPECIAL

Pet first aid program helps students educate the community

Funded by a \$3500 Segue Grant through the Office of the Vice President for Public Service and Outreach, and guided by faculty member MaryAnn Radlinsky, the Student Chapter of the Veterinary Emergency and Critical Care Society has developed a pet first aid program to empower people to help their pets in times of crises.

“Since April 2007 we’ve presented to three different groups, including a 4-H club, a local school, and a homeschool organization,” says Radlinsky.

The grant has paid for 200 pet first aid kits, modeled after human kits, which include basic first aid supplies, surgical gloves, pet information card with poison control emergency number, and two booklets on pet CPR and first aid treatments.

As part of the program, Fort Dodge pitched in \$1500 for Jerry, a resuscitation dog that provides hands-on instruction for learning about CPR.

“Jerry allows [the students] to feel a pulse, breathe through their nose and conduct the Heimlich, just like a human CPR dummy,” says Catherine Wendt, SCVECCS co-president.

“And it has anatomically correct veins,” says treasurer Michael Kraun, “so students can practice making injections without fear of making a mistake.”

A Q&A session with Dr. Radlinsky follows each presentation. “It may not teach them everything they need to know, but it gets them excited about veterinary medicine.”

Welcome, Class of 2011!
The College welcomed 96 new veterinary students last fall at the annual White Coat Ceremony sponsored by the Georgia Veterinary Medical Association. The class consists of 69 women and 27 men. They entered with a mean GPA of 3.53.

SUE MYERS SMITH



Taking it all in

By Lori Randall

Senior veterinary student Tiffany Reed adds new meaning to the phrase “well-rounded.” Throughout her clinical year at UGA, Reed has taken full advantage of all the prospects presented to her as a student in the College of Veterinary Medicine.

From the clinic floor to the laboratory, the senior says, “We are fortunate to have opportunities to explore all aspects of veterinary medicine here at UGA. My experiences have enlightened me to the variety of opportunities available in veterinary medicine.”

Through her studies and initial interest in lab animal medicine, in addition to her participation in the Georgia Veterinary Scholars Program, Reed has discovered a profound interest in pathology. To explore her interests further, and with the guidance of Dr. Paige Carmichael, associate dean for academic affairs, Reed pursued several externships and learning opportunities across the nation. She first completed a laboratory animal and pathology externship at Eli Lilly and a lab animal externship at the University of Michigan, as well as a pathology externship at Johns Hopkins University before her junior year. Last summer she studied foreign animal disease at the Plum Island Animal Disease Center, and then spent time at the National Cancer Institute in Bethesda, Md., conducting a retrospective study

on non-human primates and carcinogenic compounds affecting them. And while in the Washington, D.C., area last summer, she lobbied with the AVMA for the Pets Evacuation and Transportation Services Act, allowing emergency preparedness groups to

to do,” says Carmichael. “I pointed her in the right direction, and she just ran with it—and succeeded. Making some key contacts with the American College of Veterinary Pathologists has allowed her to expand her experiences to other organizations and agencies, and now she can basically plan her own future in corporate veterinary policy.”

It is amazing to contemplate where all these opportunities will lead Reed. For the immediate future following graduation from the College of Veterinary Medicine, she will complete her pathology residency at Purdue University and will move to Bethesda to complete her Ph.D. at the National Institutes of Health.

Although she has enjoyed all of her instructors, she maintains a special attachment to one faculty member who has helped her the most. “Dr. Carmichael always has an open door for all students, her classes are always the most interesting, and she’s always been [available] inside and outside of school. She’s been a great mentor with advice for my career,” says Reed.

The future looks bright for Reed, whose plans include conducting research primarily in comparative medicine, likely focusing on cancer research. “I will probably stay in that arena for a time,” she says, “but I would also like to be involved in public policy as well, so that I can combine my interest in public health and public policy.”

PETER FREY



Tiffany Reed, DVM '08

set up programs in advance of emergency situations and to use resources to take care of animals. Remarkably, she received two co-sponsors for the bill, and it passed in both the House and the Senate.

“It takes a special person to pursue externships at the level Tiffany has managed



SPECIAL

SCAVMA supports World Rabies Day

SCAVMA hosted a series of events in support of the World Rabies Day organization in October.

A 5K race wound throughout the UGA campus, starting and finishing at Stegeman Coliseum. Proceeds from the race benefited the Alliance for Rabies Control, an international organization dedicated to the prevention of human rabies and eradication of rabies in dogs worldwide.

SCAVMA also held a low-cost vaccination clinic at a local pet supply store. The event, sponsored by Merial, Purina, and the Athens Area Humane Society, benefited the AAHS to support rabies vaccination.

Finally, a Spooktacular Benefit belly dancing event was presented by veterinary student and local dance instructor Vera Calpeno at the 40 Watt Club. All proceeds went to the Alliance for Rabies Control.

College of Veterinary Medicine honors distinguished alumni



The College awarded honors for distinguished alumni at the 45th Annual Veterinary Conference & Alumni Reunion held on March 28-29, 2008. The class of 1958 was given special honors for their 50th anniversary of graduation from the College, presented by current veterinary students. Drs. Walter W. "Dub" Dickson, Matthew P. Mackay-Smith, Corinne R. Sweeney, and William Thomas Riddle received distinguished alumnus awards, and Michael J. Gay received the Young Achiever Award.



Dickson (DVM '54) has been influential in working with government and higher education officials for the establishment of what is now known as North Carolina State University College of Veterinary Medicine. He served as president of the North Carolina Veterinary Medical Association and has received numerous honors for his 54 years of service to the veterinary profession and his community.



Mackay-Smith (DVM '58) is one of the most respected equine veterinary professionals in the country. The co-founder and medical editor of EQUUS Magazine has bridged the gap between veterinarians and horse owners, educating the public on equine care and management. He is a lifelong, distinguished equestrian in endurance riding, and his work with hoof and farrier education earned him an induction into American Farrier's International Veterinarian Hall of Fame.



Sweeney (DVM '77) has led a distinguished academic career at the University of Pennsylvania's School of Veterinary Medicine for the last 30 years. Sweeney, associate dean for the New Bolton Center and COO and executive hospital director for the George D. Widener Hospital for Large Animals, has established both a national and international reputation for her expertise in equine respiratory disorders, particularly the epidemiology of exercise induced pulmonary hemorrhage in racehorses and pleuropneumonia. She and her



school were thrust into the spotlight nearly two years ago as Barbaro fractured his leg during the Preakness Stakes and was taken to the New Bolton Center for treatment.

Riddle (DVM '78) is the co-founder of one of the most prestigious equine practices in the country, Rood & Riddle Equine Hospital in Lexington, Ky. Rood and Riddle employs 52 veterinarians on a 24-acre campus with nine barns and 140 stalls. More than 170 veterinarians have completed internships at the hospital, and they have recently established a residency program recognized by the American College of Veterinary Surgeons. Dr. Riddle is one of the first veterinarians to develop and perform "fetal sexing" in large numbers of pregnant mares, and also to recognize and report Mare Reproductive Loss Syndrome, one of the most devastating diseases in thoroughbred breeding in Kentucky.

Gay (DVM '97) completed an internship at Veterinary Specialists of Connecticut. He then spent two years working as an emergency veterinarian in the Atlanta area. Within three years of graduating from veterinary school, Dr. Gay started his own veterinary emergency and specialty practice, Farmington Valley Veterinary Emergency Hospital in Avon, Conn. He served as owner and chief of staff while performing the duties of the primary veterinarian. In 2005 Dr. Gay sold his practice to pursue an anesthesiology residency at UGA. In 2006 he completed externships in internal medicine at UGA and emergency and critical care at Colorado State University.

To view photos of the reunion, please visit www.vet.uga.edu/alumni/alumni/photographs.php, scroll down to "2008 Events" and click on any of the reunion links.

New Alumni Relations Director



SUE MYERS SMITH

We are pleased to announce that Marti Brick has been named the Director of Alumni Relations and Special Events Coordinator for the College of Veterinary Medicine. Marti, who started at the College in September 2007, comes to us from the Georgia Center for Continuing Education where she served as sales manager, business program developer, and conference coordinator. Marti has a BA and MPA from Piedmont College.

Many of you may have already met Marti at many of the events she has organized over the last several months, including alumni receptions at various regional veterinary conferences and the smashing success of the 45th Annual Veterinary Conference & Alumni Reunion held in March.

Marti replaces Carlton Bain as the alumni relations director, who is now the assistant director for development. Marti may be reached at (706)542-7049 or brickm@uga.edu for alumni relations questions.

Award winners (from top): "Dub" Dickson, Matthew Mackay-Smith, Corinne Sweeney, Thomas Riddle, and Michael Gay.



A Stroke of Generosity

Andy Mathis (DVM '90) didn't become interested in painting until after he graduated from UGA, but he's honed his talent as an artist, accomplished much in a short period of time, and found a unique way to give back to his alma mater.

"I began painting as something to do in an adult education, once-a-week class, through a local junior college around 1994," Dr. Mathis explains. "I had previously admired others' work at art shows and festivals, yet didn't care to try to paint. I signed up for this class, and I became excited and challenged."

He slowly started entering his vibrant watercolors—usually of cats, dogs and botanicals—into local festivals and, eventually, into national

juried watercolor exhibitions. One of his paintings was selected as the official image of the 1999 Atlanta Dogwood Festival. By 2000—just two years after entering in national shows—he had enough images accepted into Georgia Watercolor Society national and member exhibitions to obtain signature status.

Last fall Dr. Mathis, who owns Granite Hills Animal Care in Elberton, Ga., held a one-man exhibition at the State Botanical Garden of Georgia. All proceeds from the sales of his exhibition pieces are earmarked for the Sundown Surgery Fund, a fund that provides an alternative solution to pet owners who cannot afford medical treatment or surgery for their companion animals.

"Euthanasia is such a difficult decision for a pet owner to make," he says, "especially if there is something that can be done to save their pet and the owner can't afford it. I hope that my contribution to this fund can make the ultimate difference in a pet's life."

Dr. Mathis also was recently honored with his painting, "Grey Tabby Cat" (6" x 6" watercolor on Yupo paper), selected for the April 15, 2008, cover of JAVMA.

If you would like to see more of his work, go to www.andymathis.com. For more information on the Sundown Surgery Fund, please contact the Development Office at (706) 542-1807 or visit us online at www.vet.uga.edu/giving.

Andy Mathis brings together two passions to benefit the College.

Leave A Legacy...

Remember the College of Veterinary Medicine in your estate plan!

If you decide to include the College in your will, IRA, life insurance, etc., you may use this official language:

I give, devise, and bequeath to the Arch Foundation for the University of Georgia, a non-profit corporation duly existing under the laws of the state of Georgia and located at Athens, Clarke County, Georgia, _____% of estate or \$ _____ to be used for the benefit of the College of Veterinary Medicine.

If the College is included in your plan, PLEASE let us know! We'd like to personally thank you for your support.

For more information, please call us at (706) 542-1807, e-mail us at gifts@vet.uga.edu, or visit www.vet.uga.edu/giving.



THE UNIVERSITY OF GEORGIA
College of Veterinary Medicine



Faith Williams, who retired in 2007 after 32 years of service to the College, proudly designated us in her estate plan.

Class Notes

Henry E. Bohn (DVM '62) was recently appointed to the State Board of Veterinary Medicine by Governor Sonny Perdue. Bohn is an associate and veterinarian at the East Cobb Veterinary Clinic in Marietta, Ga.

Karen Bradley (DVM '96) of Montpelier, Vt., was elected the 2007-2008 AVMA alternate delegate for the Vermont VMA.

Steve Bowen (DVM '71) of El Centro, Calif., was featured in the Eagleteer, the Journal of the National Eagle Scout Association, as a trail veterinarian for the 35th Annual Iditarod Trail Sled Dog Race held in Alaska last year.

Kathleen Carr (DVM '85) recently retired from active duty in the Army and has relocated to a farm in Sharpsburg, Md., adjacent to Antietam Battlefield.

Christina Bobek Chambreau (DVM '80) of Sparks Glencoe, Md., spent last fall traveling and lecturing on homeopathic medicine to the World Small Animal Veterinary Congress in Prague, Czech Republic, and for the Academy of Veterinary Homeopathy's annual conference in Monterey, Ca.

Charles Deriso (DVM '02) of Albany, Ga., joined Security Bank as an advisory director.

Louise Dufour-Zavala (MAM '89) of Oakwood, Ga., has been named Executive Director of the Georgia Poultry Laboratory Network.

Whitney Eure (DVM '95) of Asheville, N.C., was selected by the AVMA as the 2007-2008 AVMA Congressional Science and Executive Branch Fellows.

Jose Feneque (DVM '96) of Conyers, Ga., is co-owner of Veterinary Medical Center of Clayton.

Kelly Fleming (DVM '03) of Athens, Ga., was recently named Diplomate of the American College of Veterinary Internal Medicine (ACVIM).

Christopher Hall (MS '93, PhD '00) of Acworth, Ga., was promoted to associate professor with tenure at Berry College.

Fred Hopkins (DVM '70) of Sevierville, Tenn., received the Excellence in Extension Award from Gamma Sigma Delta. Hopkins is a University of Tennessee College of Veterinary Medicine professor and Extension Veterinarian with the Department of Animal Science.


John S. Howland (DVM '97) opened White Oak Veterinary Hospital last year in Fletcher, N.C., a suburb of Asheville.

Stephen Jones (DVM '85) of Moncks Corner, S.C., has been named the 2008 South Carolina Veterinarian of the Year presented by

the SCVMA.

Kathy Jordan (DVM '06) of Piedmont, SC, is now practicing at the Cornelia Veterinary Clinic.

James Kay (DVM '69) of Douglasville, Ga., was named to the state's Consumer Advisory Board by Gov. Sonny Perdue.



Robert Kuhn, DVM '52

Robert Melvin Kuhn (DVM '52) of Stuart, Fla., was recognized with the 2006 Florida Veterinary Medical Association Lifetime Achievement Award. Kuhn owned and operated a mixed animal practice in Stuart for 26 years before retiring in 1986. He also was the veterinarian for the Ivan Tors Movie Studio which filmed the "Gentle Ben" series in South Florida. He served as the Deputy District Governor, founder and past president of the Treasure Coast Veterinary Association, and served three years on the FVMA Executive Board. He also was involved in a virus research program with Cornell University, as well as cattle vaccine research.

Julia M. Lee (PhD '62) was recently appointed to the State Board of Veterinary Medicine by Governor Perdue. Lee is the associate dean of the Dewar College of Education and a professor of special education at Valdosta State University.

Brett Levitzke (DVM '00) of Veterinary Emergency & Referral Group in New York was profiled in the Brooklyn Heights Press & Cobble Hill News.

Margaret Linnell (DVM '00) of Berwick, Maine, bought a veterinary practice, South Berwick Veterinary Hospital.

Gordon Miller (DVM '63) of Wilkesboro, N.C., retired from his position as senior vice president of veterinary services with Tyson Foods in 2004 and was recently inducted into the North Carolina Poultry Federation Hall of Fame.

Holly Mims (DVM '03) of Graham, N.C., accepted a position as Internal Medicine Doctor for the Veterinary Specialty Hospital of the Carolinas.

Lee Myers (DVM '84) of Good Hope, Ga., is serving as the first USDA State-Federal Liaison for the National Veterinary Stockpile stationed at the Centers for Disease Control and Prevention in Atlanta. She is formerly Georgia's State Veterinarian.

Ed Neal (DVM '88) of Woodruff, S.C., has been deployed to Camp Bondsteel in Kosovo as a U.S. Army veterinarian. Dr. Neal proudly serves as a captain in the U.S. Army Reserves.

Lauren E. Reid (DVM '05) of Raleigh, N.C., was hired by The Veterinary Specialty Hospital of the Carolinas to provide surgical, emergency, and critical care services.

Les Sales (DVM '73) of Crawfordville, Ga., was awarded the Commercial Cattleman of the Year by the Wilkes County Cattlemen's Association.

Leigh Sheridan (DVM '02) has been studying Traditional Chinese Veterinary Medicine and is working as a veterinary acupuncturist in Columbia, S.C., with a special interest in cats.

Shannon Sturkie Bennett (DVM '06) has been practicing behavior medicine and soft tissue surgery in Atlanta for the last year.

Laura Vaughn (PhD '07), who received her doctor of philosophy degree in medical microbiology, is currently employed by the USDA in Athens.

For a complete listing of Class Notes and Obituaries, please go to www.vet.uga.edu/alumni/classnotes.php.

We want to know what you're up to!

Your classmates want to know what's happening in your life. Have you received a promotion? Bought a practice? Retired? Had children? Or grandchildren? Drop us a line. And please include your hometown to help us keep our alumni database up to date. Vet Med Alumni Affairs, email: vetalum@uga.edu, or brickm@uga.edu. Fax: (706) 583-0242



Abdy Out of Africa

Alum leads safaris in the land of the lion

Photos by Mark Abdy

Like many UGA veterinary alums, Mark Abdy is a long way from his hometown, but he has a farther distance to travel than most. However, when Abdy (DVM '92, PhD '97), a veterinary medical officer in the Office of the Secretary, U.S. Department of Health and Human Services in Washington, gets the chance to go back to his home country of South Africa, he likes to take folks with him.

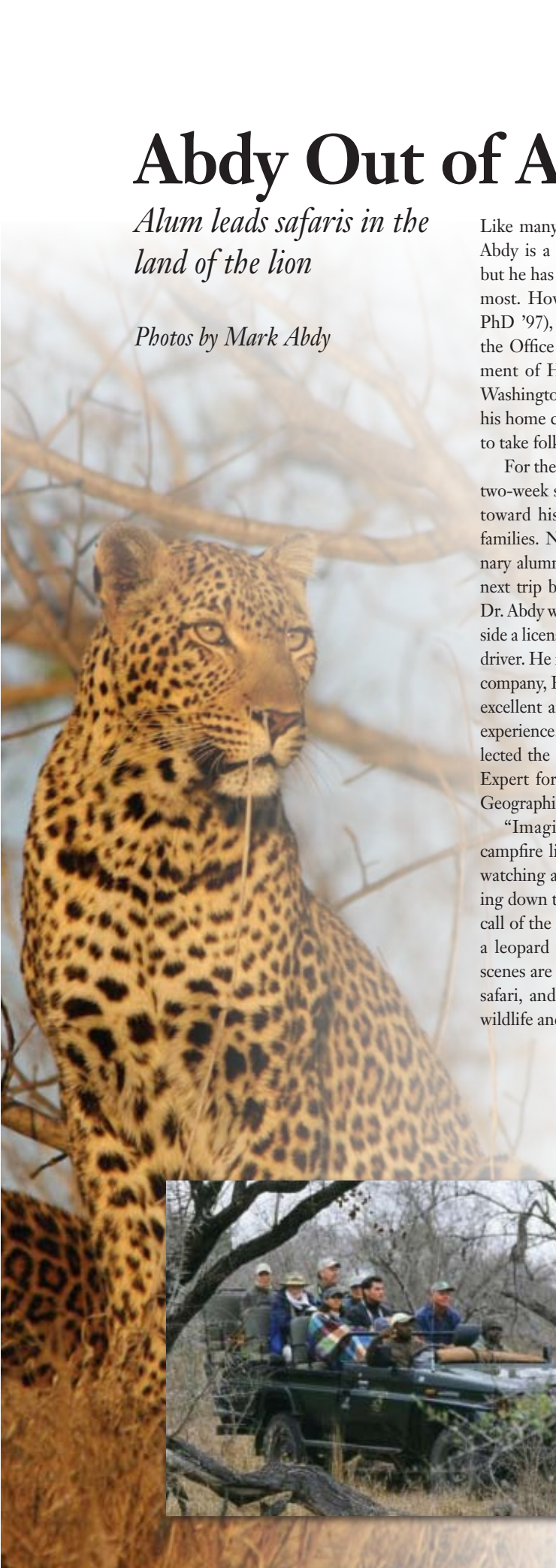
For the last eight years Dr. Abdy has led two-week safaris to southern Africa geared toward his friends, colleagues, and their families. Now he is inviting UGA veterinary alumni and faculty to join him on his next trip below the equator in June 2009. Dr. Abdy will serve as the tour leader alongside a licensed South African tour guide and driver. He is working closely with the travel company, Eyes on Africa, to develop a truly excellent and competitively priced African experience. In 2004, Eyes on Africa was selected the "Most Knowledgeable Regional Expert for Southern Africa" by National Geographic Traveler Magazine.

"Imagine yourself sitting around a campfire listening to the roar of lions, or watching a herd of thirsty elephants coming down to drink, or hearing the majestic call of the African Fish Eagle or following a leopard on the hunt," he says. "These scenes are all very real possibilities on this safari, and close encounters with African wildlife and fauna are guaranteed."

At press time, the particulars of the itinerary were still being determined, however the two-week trip will be limited to 20 participants (adults only). While the tour will focus primarily on wildlife viewing, it will also include time in Cape Town, consistently ranked in the five most beautiful cities in the world. The game viewing will incorporate different habitats and include visits to three different national parks or exclusive private game reserves. Lodging will be luxurious with most meals included. Since the tour will include stays at "high-end" private game reserves, you are ensured numerous close-up encounters with wildlife.

"During our stays at the private game reserves, we will have our own very knowledgeable trackers and rangers," explains Dr. Abdy. "A typical day in the bush includes two major activities each day—these usually are an early morning and late afternoon/evening game drive in traditional safari vehicles."

If you are interested in booking this trip or finding out more information, please go to the UGA CVM Alumni Association Web site (www.vet.uga.edu/alumni) and follow the link for more information. We anticipate that this trip will fill up quickly, and sign-up (with deposit) will be on a first-come-first-served basis. Please feel free to contact Marti Brick (brickm@uga.edu) if you have any questions.



Mark Abdy (DVM '92, PhD '97) is leading a two-week safari to South Africa, geared toward UGA veterinary alumni and faculty.

Development News



JANE HIRSCH

Trotting Ahead

Jane Hirsch of Mt. Pleasant, S.C., and her nine-year-old Australian Shepherd have much to be thankful for. Rafter was only two years old when he was diagnosed with osteosarcoma, an aggressive bone cancer. He was given only six to nine months to live—even with six months of intense radiation treatments. But, miraculously, Rafter beat the odds. After treatment at the University of Georgia College of Veterinary Medicine under the guidance of oncologist Nicole Northrup, Rafter has been in remission for five years and is now an active therapy dog for kids and adults who are suffering from the same disease he survived.

Hirsch, who was so impressed with UGA's veterinary faculty and staff who saved Rafter's life, organized "Trot for the Cure," a fundraising walk for dogs and their owners around Magnolia Gardens in Charleston.

Since 2005, Rafter and Hirsch have raised more than \$41,000 for the Cancer Research, Education and Service for Pets Fund through the "Trot for the Cure" annual event. Rafter's lively personality and obedient nature make him the perfect spokes-dog for canine cancer research!

If you would like to donate to the Georgia CaRES for Pets Fund, please contact the Development Office at (706) 542-1807 or kbangle@uga.edu.

Chair of Equine Studies established with \$1 million endowment

One of Marguerite Hodgson's earliest memories is at the age of two when her parents put her on a horse for the first time.

From there her love for horses blossomed and brought her some of the most cherished moments in childhood. Her lifelong affinity for horses is what inspired Hodgson to make a \$1 million endowed gift to the College of Veterinary Medicine to establish a chair in equine studies.

"The University of Georgia is fortunate to have such a benevolent member of our community who understands the significance of animal health in society," said UGA President Michael F. Adams. "Through Marguerite Hodgson's generosity, we are able to increase our knowledge of equine medicine and maintain our position as one of the top research universities in the nation."

The endowment, the Marguerite Thomas Hodgson Chair of Equine Studies, will provide support for a faculty member to teach students current veterinary practices and to conduct research to improve equine health.

"This chair that Miss Hodgson has established is extremely significant," said Sheila W. Allen, dean of the College of Veterinary Medicine. "This is the very first chair in equine medicine at UGA, and enables us to hire a highly qualified faculty member who can provide a concentration in equine studies and to engage residents, lab technicians and support staff to aid in that effort."

Hodgson's support will further enhance studies of diseases and conditions that affect horses, including colic and laminitis while providing an exceptional learning environment for veterinary students, residents and interns.



SPECIAL

Seeking Angel Vets!

The G.R.A.C.E. Fund, through The Grace Shearon Memorial Foundation, is supported by generous veterinarians throughout the state known as Grace's Angel Vets. Each of these caring doctors pledges \$100 to the fund to help University of Georgia College of Veterinary Medicine hospital clients who cannot afford medical treatment or routine care for their dogs.



Because of our Angel Vets, the annual Hawaii Dawg-0 benefit has raised nearly \$70,000 over the last four years for the G.R.A.C.E. Fund. Former co-hosts and celebrities, such as Kevin Butler, Coach Vince and Barbara Dooley, and Loran Smith—along with some "surprise" guests—will be invited back to help celebrate this special fifth annual luau benefit on August 2, 2008, at Ashford Manor Bed & Breakfast in Watkinsville, Ga.

"I'd like to thank all those who have become a Grace's Angel Vet or Grace's Angel over the last five years," says Dr. Flynn Nance (DVM '77), who coordinates the Hawaii Dawg-0 event each year. He stresses the importance of replenishing the fund each year, since only the interest generated by the fund can be used to help people. "That's why it is so important to continue to add to the fund. And as a University of Georgia graduate, it pleases me that my donation will stay at UGA forever."

Donations for the G.R.A.C.E. Fund may be made payable to Grace Shearon Memorial Foundation and sent to Dr. Flynn Nance, 1026 Honeycreek Rd., Conyers, GA, 30013. He may be reached at (706) 483-7225 or dawgvvet83@comcast.net. For more information please visit www.vet.uga.edu/giving/grace.php.



THE STRENGTH TO HEAL
a Soldier's best friend.

In the Army Veterinary Corps, you'll enjoy diverse duties such as treating Soldiers' pets and caring for government service animals. And you may receive more than \$114,000 from the Health Professions Loan Repayment Program to help reduce your veterinary school loans.

To learn more about the U.S. Army Health Care Team, call 877-371-3819, or visit healthcare.goarmy.com/info/vclpra1.

©2007. Paid for by the United States Army. All rights reserved.



ARMY STRONG.®



Save the Date!

For the second straight year the University of Georgia College of Veterinary Medicine has been a beneficiary of the Atlanta Steeplechase. We're still tallying the results from the 2008 Steeplechase, but our inaugural year earned us \$25,000 toward a much-needed new teaching hospital!

So mark your calendars for next year's Atlanta Steeplechase in Kingston Downs, Ga., on **April 25, 2009!**

And don't miss the Kick-off Party, hosted by India Watson, friend and client of the Teaching Hospital (and the new marketing and sales director for the Atlanta Steeplechase), on **April 23, 2009.**

All proceeds go to the College of Veterinary Medicine New Teaching Hospital Building Fund. For more information about how to give to this fund, for naming opportunities for the new teaching hospital, or for volunteering at the 2009 Atlanta Steeplechase, please contact the Development Office at (706) 542-1807 or kbangle@uga.edu, or go to www.vet.uga.edu/giving.

Upcoming Events

July 19 – 22	145th Annual AVMA Convention (New Orleans, La.) (Vet Med Reception, July 21, 6:30 - 8:30 p.m., Hilton New Orleans Riverside)
August 2	Hawaii Dawg-0 (Ashford Manor, Watkinsville, Ga.)
August 13–15	Freshman Orientation
August 17	Freshman White Coat Ceremony
August 18	Classes Begin
August 27	GVMA BBQ
September 21	Grace's Birthday Party (Ashford Manor)
September 24	Vet School for a Day (College of Vet Med, Athens, Ga.)
October 11	Dean's Fall Tailgate (Athens, Ga.) 2 hours before kickoff
December 6–10	AAEP Convention (San Diego, Ca.)
January 11, 2009	Trot for the Cure (Charleston, SC)
January 17–21	NAVC (Orlando, Fla.)
March 27–28	46th Annual Veterinary Conference & Alumni Reunion (Classic Center, Athens, Ga.)
April 25	Atlanta Steeplechase

Continuing Education Schedule

August 5–6	Basic Small Animal Gastro-Intestinal Endoscopy
August 7–8	Basic Soft Tissue Rigid Endoscopy
August 9–10	Advanced Laparoscopy/Thoracoscopy
September 20–21	Small Animal Surgery
October 4–5	Small Animal Behavior
November 7	Fourth Annual Equine Encore
November 8	Equine Lab
December 5–6	Exotic Animal Diagnostic Endoscopy
December 7–8	Advanced Laparoscopy/Thoracoscopy
December 13–14	Urology

To register for Continuing Education courses, please contact Melissa Kilpatrick at (706) 542-1451 or melissak@uga.edu.

For a current listing of events go to www.vet.uga.edu/alumni.



The University of Georgia

College of Veterinary Medicine
Athens, GA 30602-7371

Return Service Requested

Nonprofit Org.
U.S. Postage
PAID
Athens, Georgia
Permit #49