

The Poultry Informed Professional

Published by the Department
of Avian Medicine, University of Georgia
Editors: Charles Hofacre and Pedro Villegas,
Department of Avian Medicine

Phone (706) 542-5645 Fax (706) 542-0249
e-mail: sclanton@uga.edu

YEAR IN REVIEW

December 2003 — December 2004

Following is a summary of the past year's
Broiler Performance and Condemnation
Data by Region and Company.

Broiler Performance Data (Region) Live Production Cost					
	SW	Midwest	Southeast	Mid-Atlantic	S-Central
Feed cost/ton w/o color (\$)	140.08	137.97	129.88	138.03	142.53
Feed cost/lb meat (¢)	13.12	13.06	12.09	13.42	13.58
Days to 4.6 lbs	42	43	41	42	42
Chick cost/lb (¢)	4.06	3.96	4.04	3.59	3.73
Vac-Med cost/lb (¢)	0.07	0.08	0.04	0.09	0.06
WB & 1/2 parts condemn. cost/lb	0.13	0.21	0.22	0.20	0.24
% mortality	4.67	5.74	5.40	4.95	5.00
Sq. Ft. @ placement	0.80	0.75	0.76	0.81	0.84
Lbs./Sq. Ft.	6.87	7.77	7.05	7.60	7.03
Down time (days)	13	14	17	13	15

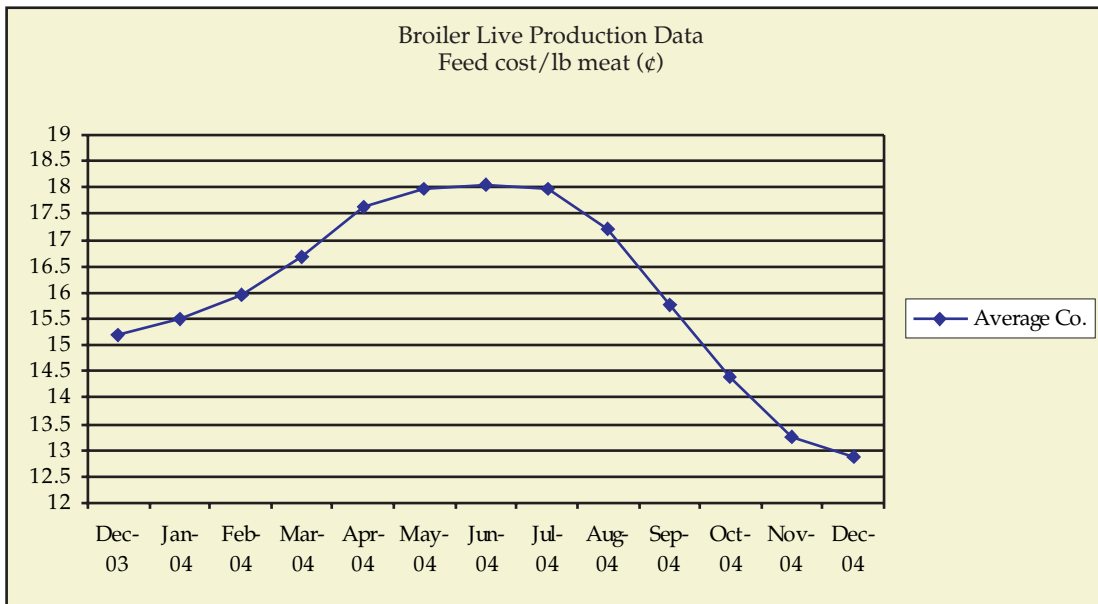
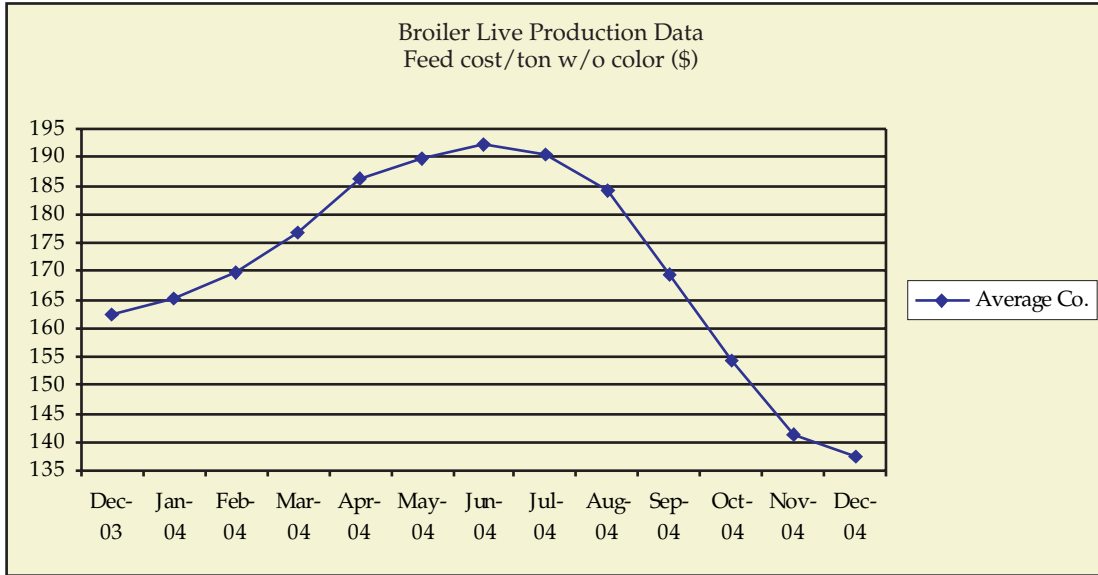
Data for week ending January 29, 2005

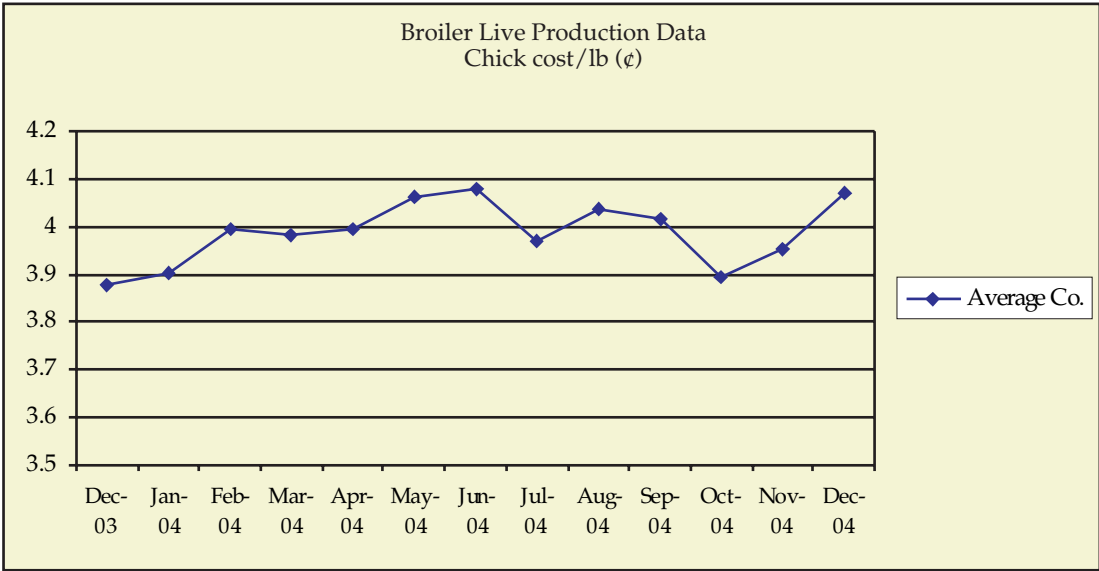
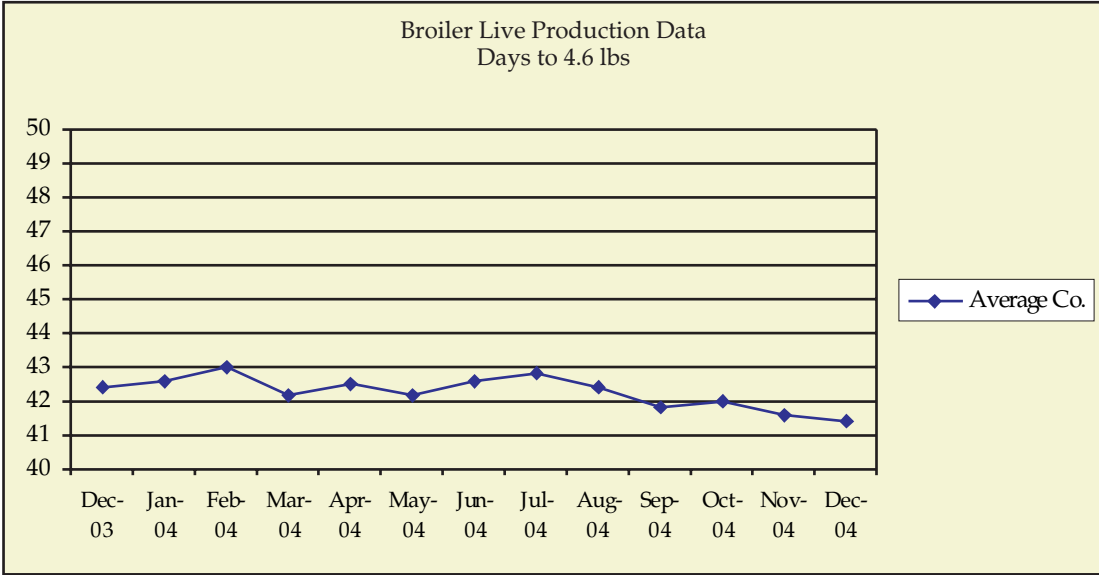
Contents

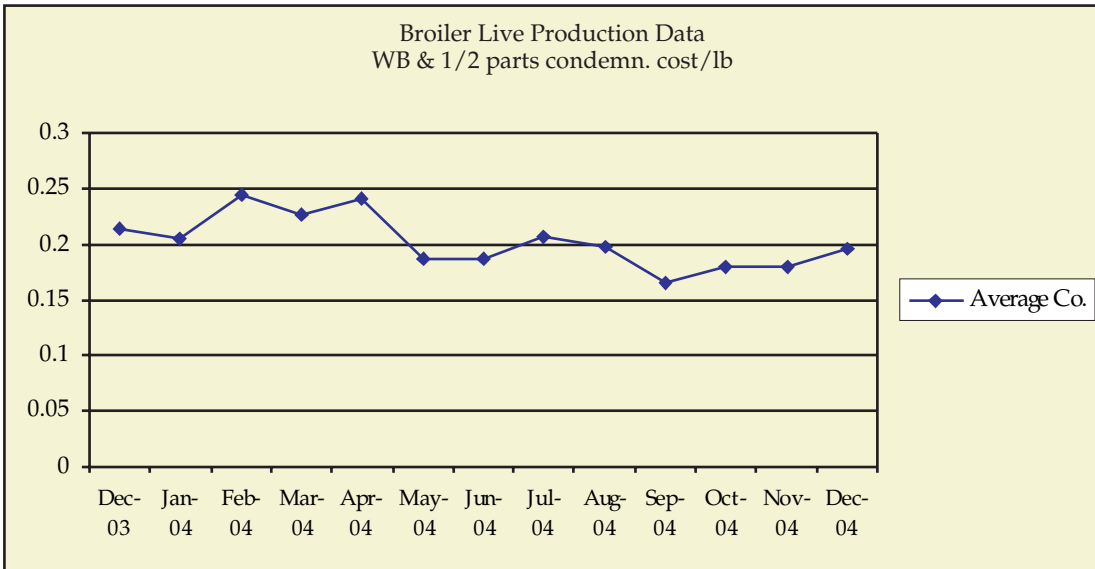
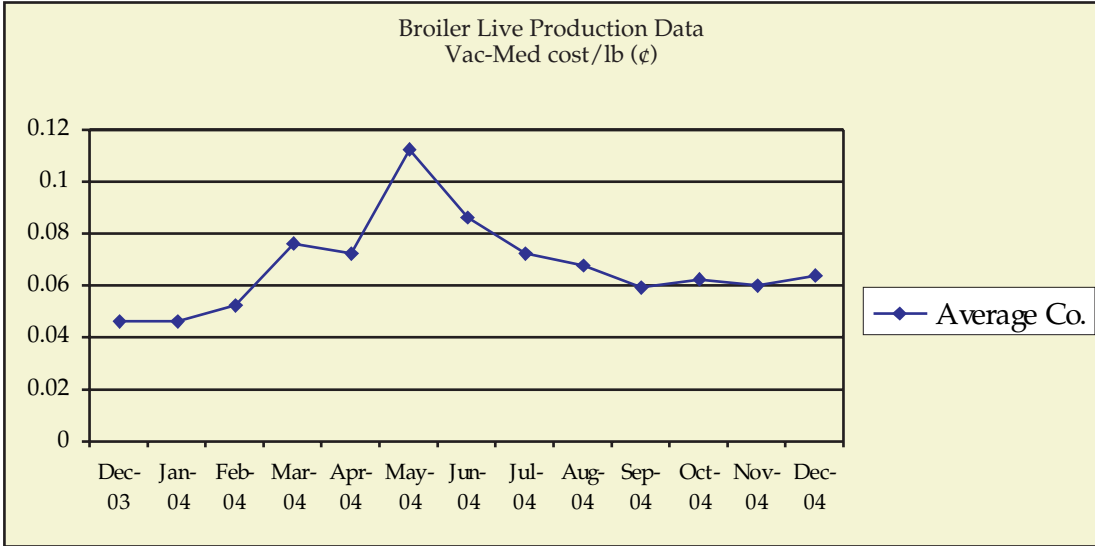
Year in Review...
 Pages 1-10
 Broiler Performance Data
 (Region) Page 1
 Broiler Performance Data
 (Company) Page 11
 Broiler Whole Bird
 Condemnations (Region)
 Page 11
 Broiler Whole Bird
 Condemnations (Company)
 Page 11
 Excerpts, "Broiler Hatchery"
 "Chicken and Eggs" and
 "Turkey Hatchery, ...
 Pages 12-13
 Meetings, Seminars and
 Conventions
 Pages 14-15
 December 2004 Charts
 Page 16

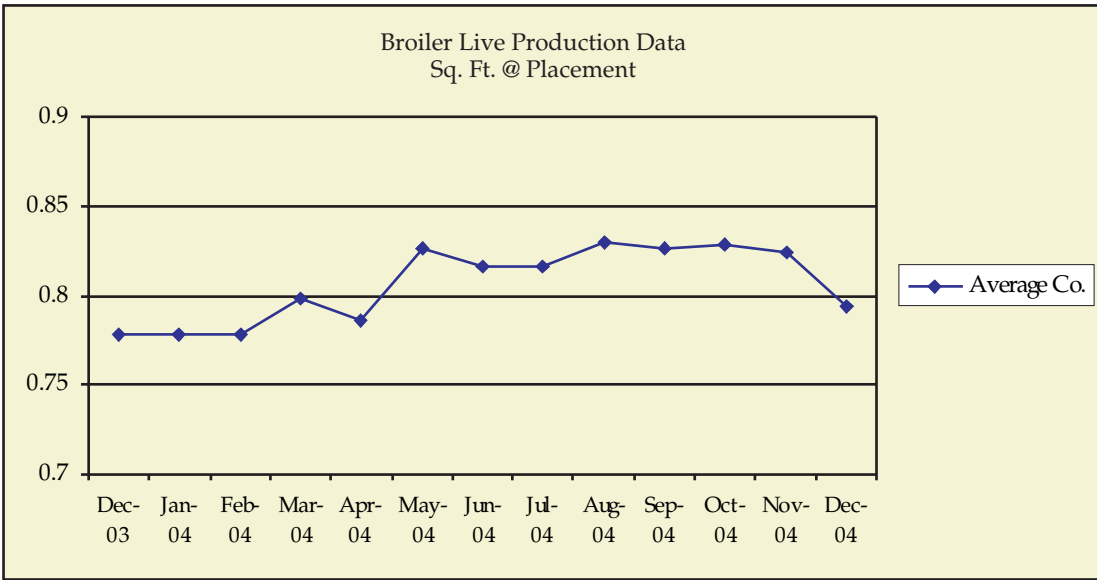
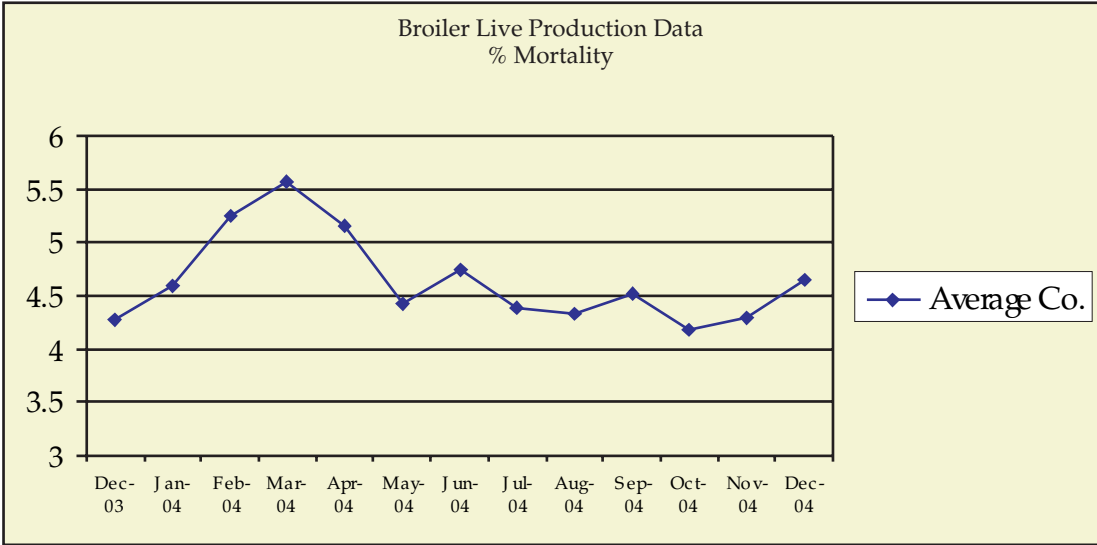
Year In Review

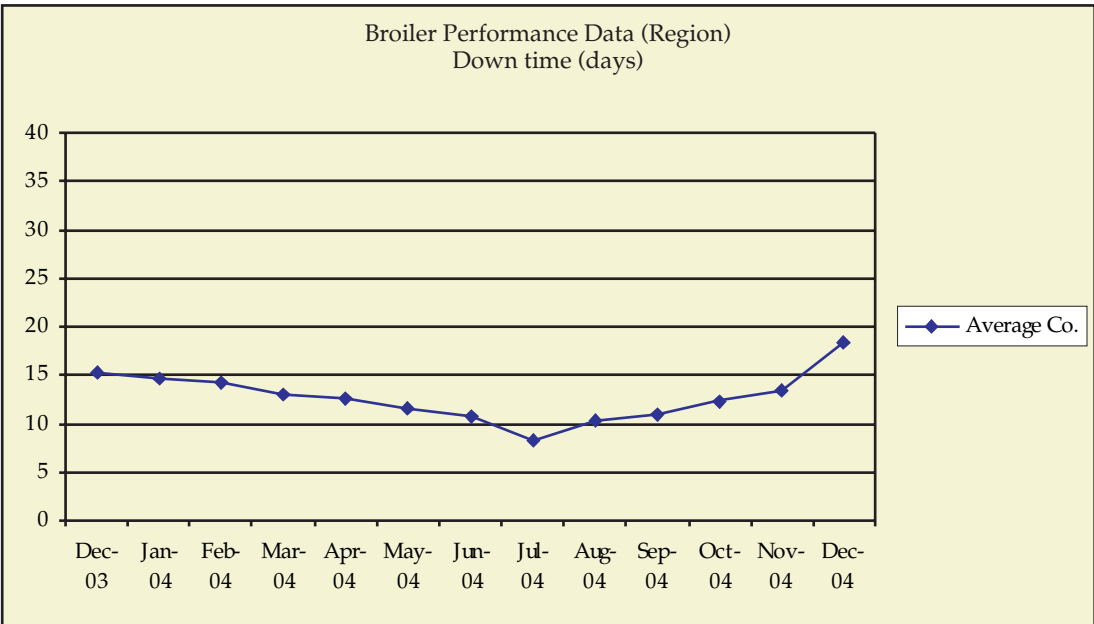
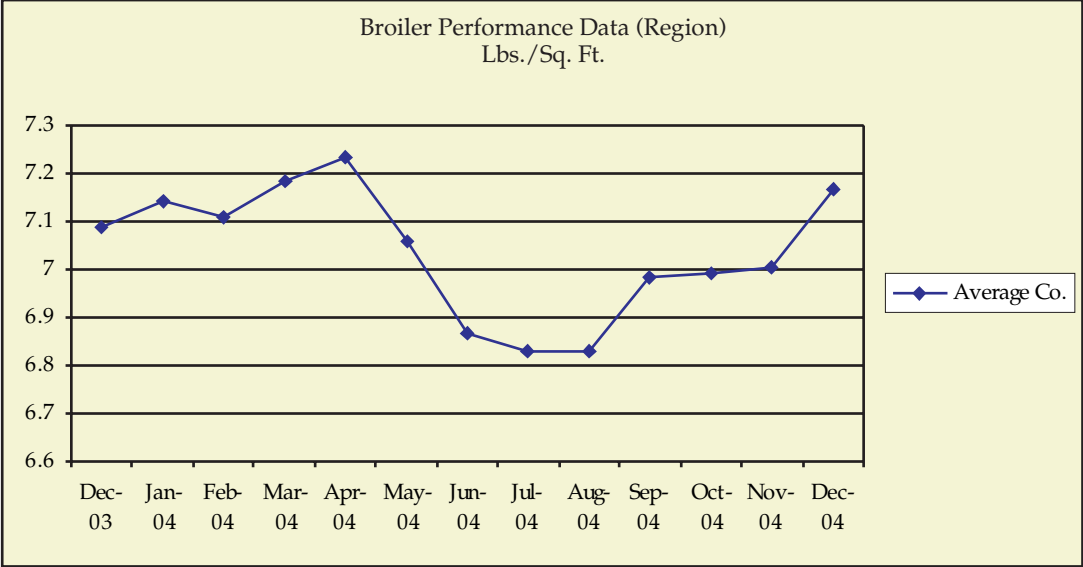
December 2003 — December 2004

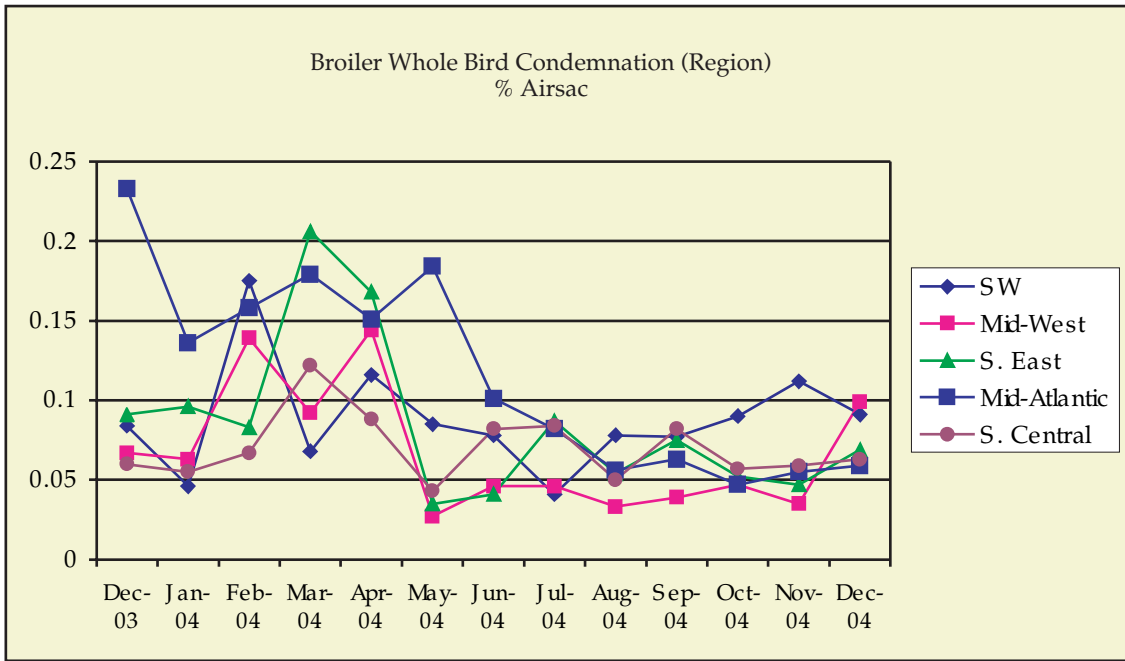
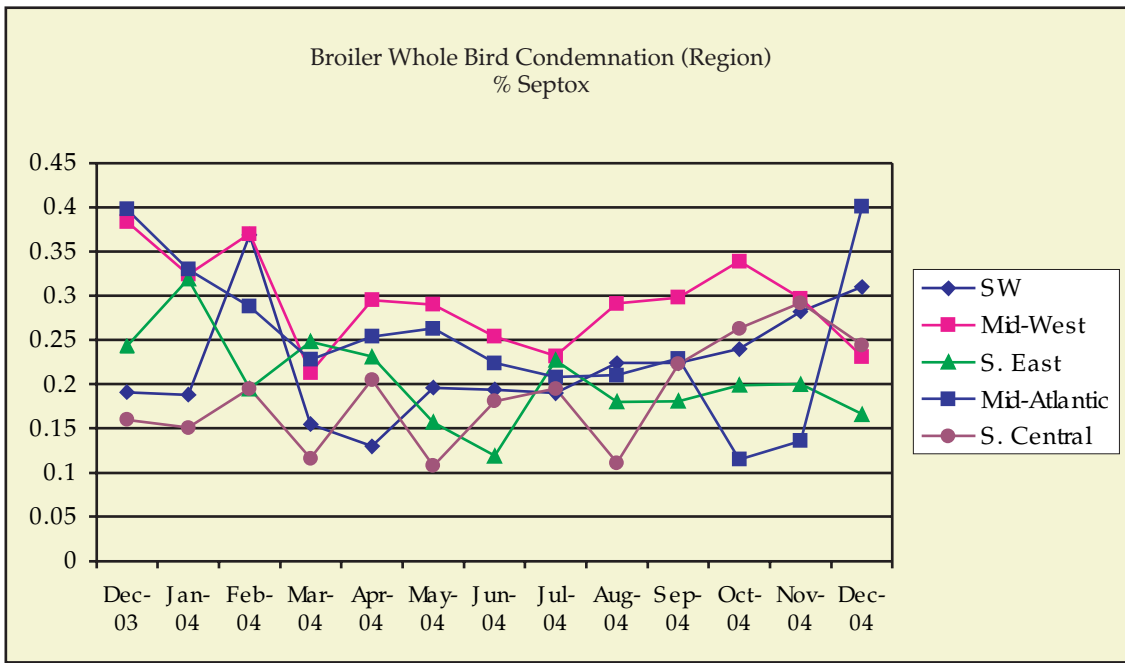


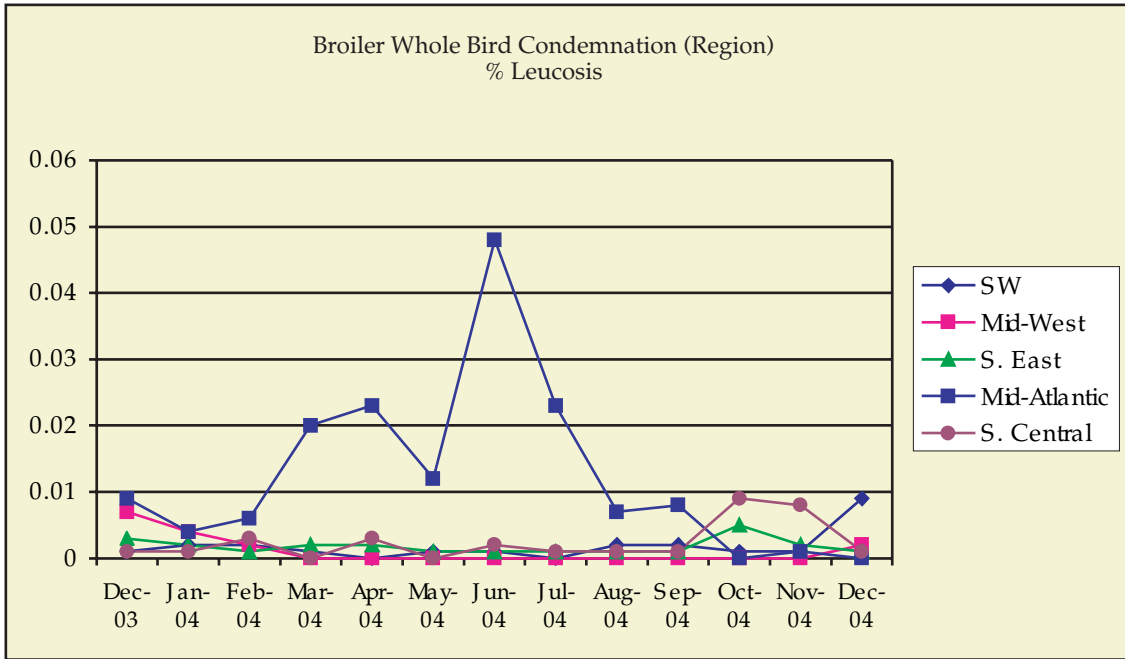
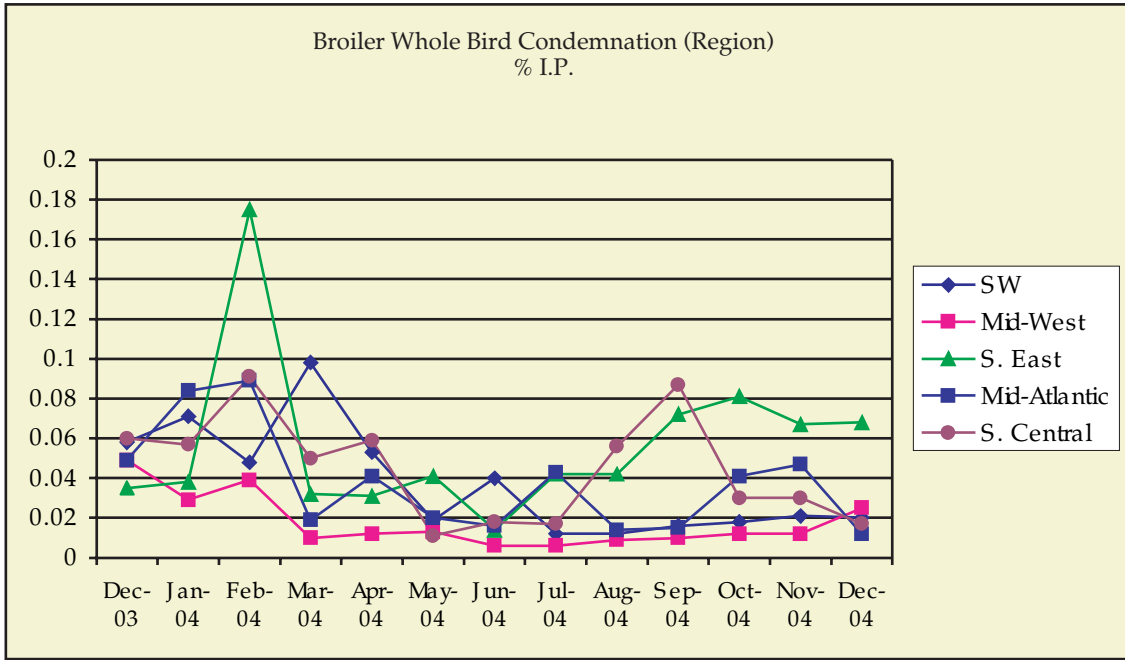


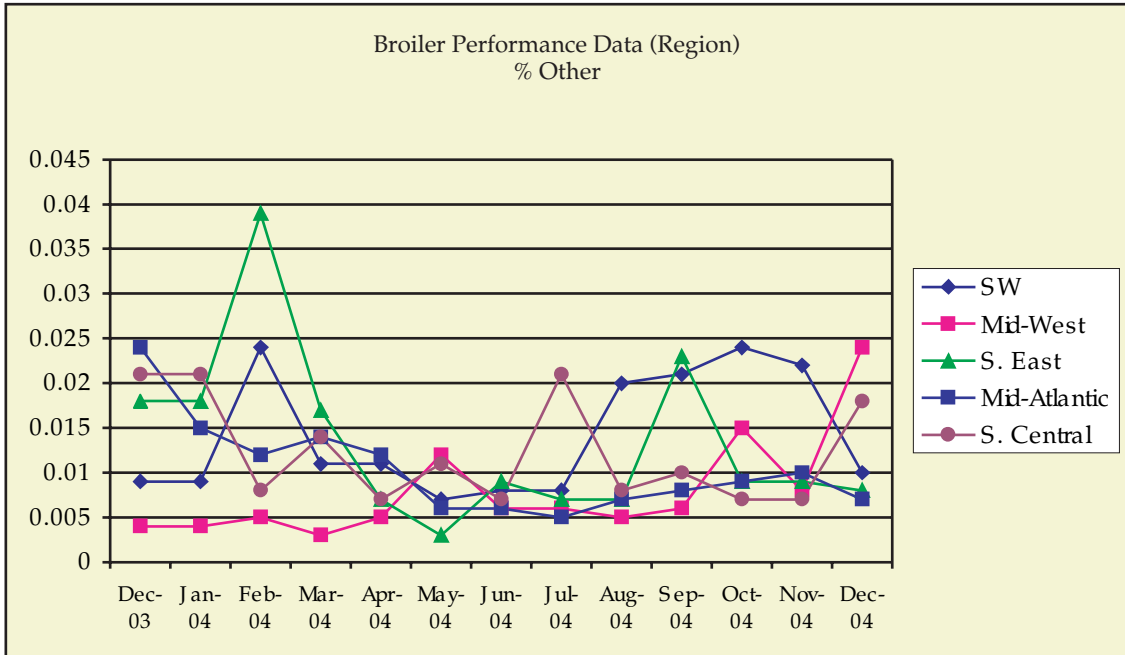
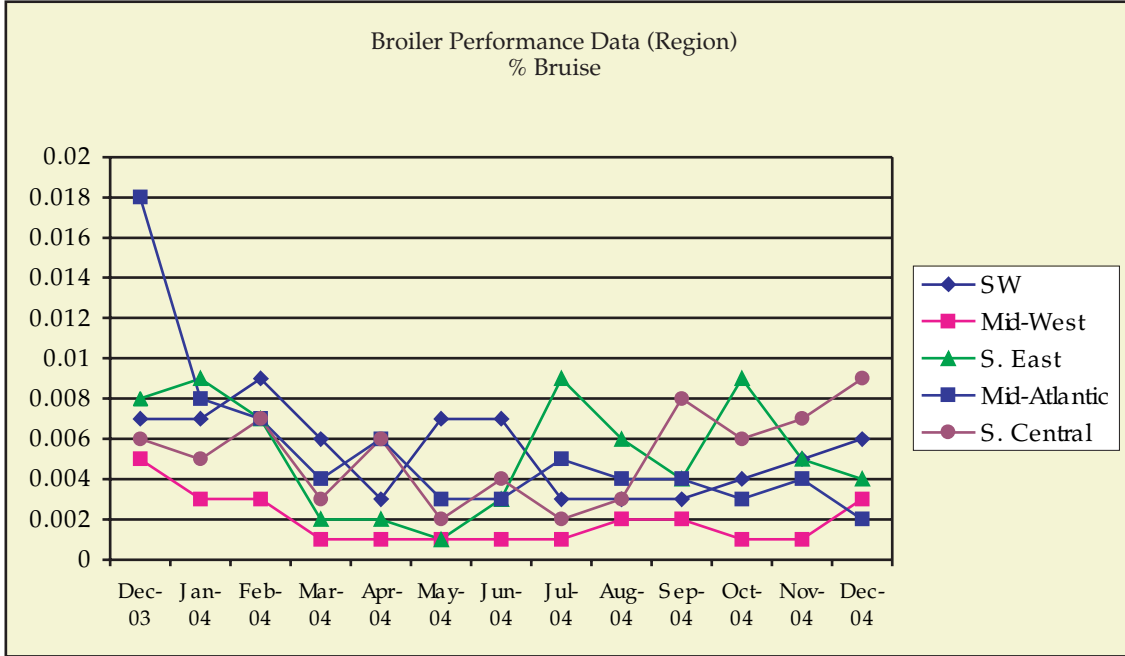


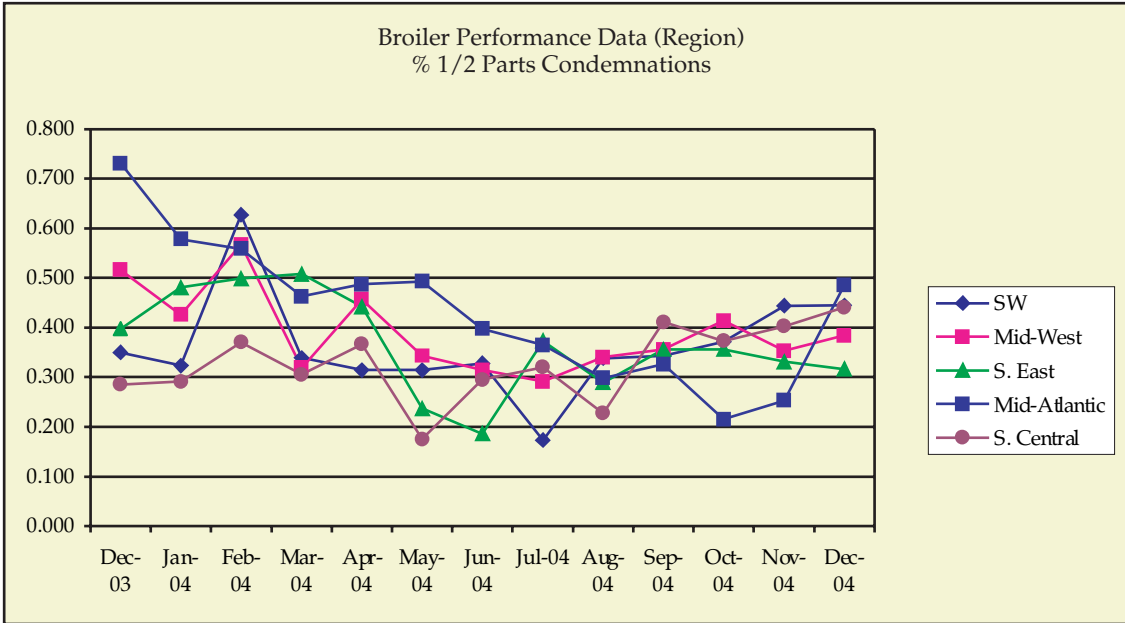
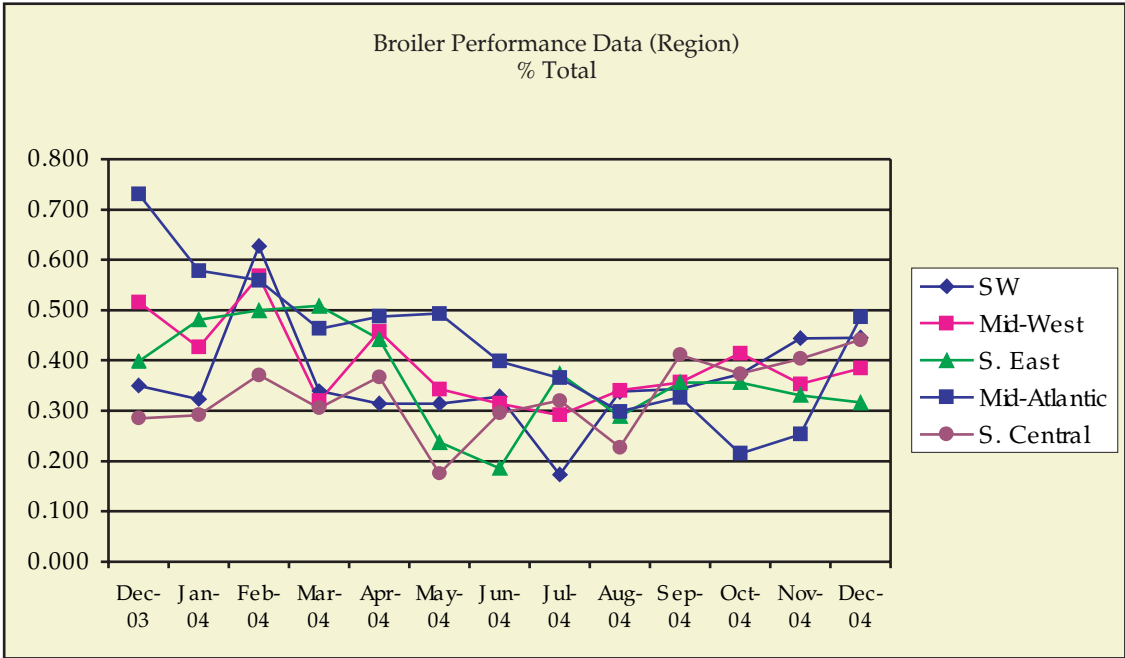












Broiler Whole Bird Condemnation (Region)

	SW	Mid-West	S. East	Mid-Atlantic	S. Central
% Septox	0.130	0.270	0.339	0.260	0.280
% Airsac	0.063	0.119	0.074	0.118	0.133
% I.P.	0.035	0.016	0.016	0.045	0.119
% Leukosis	0.001	0.001	0.000	0.029	0.001
% Bruise	0.004	0.002	0.002	0.005	0.009
% Other	0.011	0.023	0.006	0.014	0.013
% Total	0.243	0.432	0.436	0.471	0.554
% 1/2 parts condemnations	0.303	0.433	0.567	0.347	0.435

Data for week ending January 29, 2005

**Broiler Performance Data (Company)
Live Production Cost**

	Average Co.	Top 25%	Top Co.'s
Feed cost/ton w/o color (\$)	138.79	132.92	127.89
Feed cost/lb meat (¢)	13.12	12.45	11.55
Days to 4.6 lbs	42	42	42
Chick cost/lb (¢)	3.96	3.62	3.76
Vac-Med cost/lb (¢)	0.08	0.05	0.02
WB & 1/2 parts condemn. cost/lb	0.19	0.13	0.09
% mortality	5.05	4.52	4.17
Sq. Ft. @ placement	0.80	0.81	0.82
Lbs./Sq. Ft.	7.17	7.14	6.41
Down time (days)	14	14	14

Data for week ending January 29, 2005

REMINDER

All previous issues of the Poultry Informed Professional are archived on our website www.avian.uga.edu under the Online Documents and The Poultry Informed Professional links.

Broiler Whole Bird Condemnation (Company)

	Average Co.	Top 25%	Top 5 Co.'s
% Septox	0.235	0.194	0.205
% Airsac	0.099	0.068	0.058
% I.P.	0.050	0.026	0.020
% Leukosis	0.006	0.001	0.001
% Bruise	0.004	0.004	0.006
% Other	0.013	0.011	0.003
% Total	0.407	0.305	0.293
% 1/2 parts condemnations	0.401	0.288	0.294

Data for week ending January 29, 2005



The University of Georgia is committed to the principle of affirmative action and shall not discriminate against otherwise qualified persons on the basis of race, color, religion, national origin, sex, age, physical or mental handicap, disability, or veteran's status in its recruitment, admissions, employment, facility and program accessibility, or services.

The Poultry Informed Professional Newsletter is published with support from The Primary Breeder Veterinarians Association.

Excerpts from the latest USDA National Agricultural Statistics Service (NASS) "Broiler Hatchery," "Chicken and Eggs" and "Turkey Hatchery" Reports and Economic Research Service (ERS) "Livestock, Dairy and Poultry Situation Outlook"

Broiler Eggs Set In 19 Selected States Up 2 Percent

According to the latest National Agricultural Statistics Service (NASS) reports, commercial hatcheries in the 19-State weekly program set 213 million eggs in incubators during the week ending February 19, 2005. This was up 2 percent from the eggs set the corresponding week a year earlier. Average hatchability for chicks hatched during the week was 84 percent. Average hatchability is calculated by dividing chicks hatched during the week by eggs set three weeks earlier.

Broiler Chicks Placed Up 5 Percent

Broiler growers in the 19-State weekly program placed 176 million chicks for meat production during the week ending February 19, 2005. Placements were up 5 percent from the comparable week a year earlier. Cumulative placements from January 2, 2005 through February 19, 2005 were 1.22 billion, up 4 percent from the same period a year earlier.

December Egg Production Up 2 Percent

U.S. egg production totaled 7.70 billion during December 2004, up 2 percent from last year. Production included 6.62 billion table eggs, and 1.08 billion hatching eggs, of which 1.02 billion were broiler-type and 62 million were egg-type. The total number of layers during December 2004 averaged 345 million, up 2 percent from a year earlier. December egg production per 100 layers was 2,235 eggs, up 1 percent from December 2003.

All layers in the U.S. on January 1, 2005, totaled 346 million, up 3 percent from a year ago. The 346 million layers consisted of 287 million layers producing table or market type eggs, 56.2 million layers producing broiler-type hatching eggs, and 2.72 million layers producing egg-type hatching eggs. Rate of lay per day on January 1, 2005, averaged 71.3 eggs per 100 layers, up slightly from a year ago.

Egg-Type Chicks Hatched Up 10 Percent

Egg-type chicks hatched during December totaled 37.0 million, up 10 percent from December 2003. Eggs in incubators totaled 34.4 million on January 1, 2005, up 9 percent from a year ago.

Domestic placements of egg-type pullet chicks for future hatchery supply flocks by leading breeders totaled 235,000 during December 2004, down 4 percent from December 2003.

Broiler Hatch Up 2 Percent

The December 2004 hatch of broiler-type chicks, at 793 mil-

lion, was up 2 percent from December of the previous year. There were 651 million eggs in incubators on January 1, 2005, up 2 percent from a year earlier.

Leading breeders placed 6.08 million broiler-type pullet chicks for future domestic hatchery supply flocks during December 2004, down 13 percent from December 2003.

Turkey Eggs in Incubators on February 1 Down 6 Percent

Turkey eggs in incubators on February 1, 2005, in the United States totaled 27.1 million, 6 percent below February 1 a year ago. Eggs in incubators were 3 percent below the January 1, 2005 total of 28.0 million eggs. Regional changes from the previous year were: East North Central up 8 percent, West North Central down 13 percent, North and South Atlantic up slightly, South Central down 10 percent, and West down 14 percent.

Poults Placed During January Down 6 Percent From Last Year

The 21.9 million poults placed during January 2005 in the United States were down 6 percent from the number placed during the same month a year ago. Placements were down 1 percent from December 2004. Regional changes from the previous year were: East North Central down 1 percent, West North Central down 4 percent, North and South Atlantic down 11 percent, South Central down 16 percent, and West up 7 percent.

Fourth-Quarter 2004 Broiler Production at 8.53 Billion Pounds

According to the latest Economic Research Service (ERS) reports, the first estimate of broiler production for fourth-quarter 2004 is 8.53 billion pounds, up 3.5 percent from the same quarter in 2003. The increase was the result of a higher number of broilers being slaughtered (up 2.6 percent) and an increase in their average live weight (up 1.5 percent). With the fourth-quarter estimate, production for 2004 is 34.06 billion pounds, up 4 percent from the previous year. The outlook for 2005 is for continued growth, up at a slightly lower rate.

Broiler exports in fourth-quarter 2004 reached 1.485 billion pounds, the highest exported in any one quarter. With the strengthening of exports in the fourth quarter of 2004, the estimate for the first quarter of 2005 was increased by 90 million pounds to 1.25 billion pounds. This increases the overall export forecast for 2005 to 5.03 billion pounds, the highest quantity exported since the record 5.56 billion pounds in 2001. With the exception

of wings, prices for most broiler products are still lower than what they were at the start of February 2004. As of the beginning of February 2005, whole wing prices in the southern market were approximately \$1.21 per pound, up about 3 cents per pound from the same time in 2004.

Total exports for 2004 were 4.767 billion pounds, down 3 percent from the previous year. The decline in exports occurred mostly in the first-half of 2004 due to a combination of high domestic prices and export restrictions due to Avian Influenza (AI) in the United States. Countering lower exports to such key markets as Russia (down 3 percent) and China/Hong Kong (down 56 percent), exports to Canada, Mexico, and the New Independent States (NIS) rose strongly. At the present time broiler exports are free of most disease-related restrictions. So far in 2005 there has been a number of AI outbreaks in Southeast Asia, with the most serious in Vietnam where millions of broilers and ducks have been culled. Vietnam has also suffered a number of human deaths among people disposing of dead or infected birds.

Even with slightly lower exports in terms of volume, the broiler industry enjoyed a strong year in terms of overall export value. While the volume of broiler products was down 3 percent, the value of these exports rose to \$1.734 billion, up 16 percent from the previous year.

Turkey Meat Production Falls in 2004, Weights Increase

The number of turkeys slaughtered in 2004 was 254 million birds, down 5 percent from the previous year and meat production was down by 3.6 percent. The reason that turkey meat was not down more was that average turkey live weight at slaughter rose to just over 27 pounds, up 1.1 percent from the previous year. Due to the slightly stronger-than-expected production and hatchery data in fourth-quarter 2004, the estimates for the first two quarters of 2005 were increased. The estimate for the first quarter of 2005 was moved higher by 40 million pounds to 1.33 billion pounds, and the estimate for the second quarter of 2005 was increased by 20 million pounds to 1.4 billion.

Turkey exports in 2004 were 443 million pounds, down 8.5 percent from the previous year. Most of the decline was due to reduced shipments to a number of Asian countries. Shipments to China/Hong Kong, Japan, and Korea were all down over 30 percent from the previous year. Partially offsetting these declines were higher exports to Canada, Mexico, Russia, and the NIS countries. Turkey exports followed much the same pattern as broiler exports in that the quantity of shipments was down but the value of shipments was up strongly. During 2004 shipments of turkey meat and products totaled \$300 million, up almost 13 percent from the previous year.

Meetings, Seminars and Conventions

2005 March

March 7-9: Pacific Egg & Poultry Association Annual Convention, Napa, California USA. Contact: PEPA, 1521 I Street, Sacramento, California 95814 USA. Phone: +1 916 441 0801; Fax: +1 916 446 1063; Email: info@pacificegg.org; Website: www.pacificegg.org

March 9-10: Nebraska Poultry Industries Annual Convention, New World Inn & Conference Center, Columbus, Nebraska. Contact: Nebraska Poultry Industries, Inc., University of Nebraska, A103 Animal Sciences, P.O. Box 830908, Lincoln, NE 68583-0908. Phone: 402-472-2051

March 10-12: 4th International Poultry Show and Seminar 2005, Dhaka, Bangladesh. Contact: Dr. Q.M.E. Huque. Phone: +880-2-7708326; Fax: +880-2-7708325; Email: dgblri@bangla.net or techcomm@wpsa-bb.com

March 15-17: Midwest Poultry Federation Convention, St. Paul, Minnesota USA. Contact: Lara Durben, Phone: +1 763 682 2171; Email: lara@midwestpoultry.com

March 16-18: VIV Asia, BITEC (Bangkok International Trade & Exhibition Centre), Bangkok, Thailand. Contact: Organisation: VNU Exhibitions Europe BV, PO Box 8800, 3503 RV Utrecht, The Netherlands. Phone: +31 30 295 2772; Fax: +31 30 295 2809; Email: viv.asia@vnuexhibitions.com; Website: www.viv.net. Visitors: NCC Management & Development Co. Ltd. 60 New Rachadapisek Road, Klongtoey, Bangkok 10110 Thailand. Phone: +66 2 229 3000; Fax: +66 2 229 3191; Email: viv@gsncc.co.th; Website: www.qsncc.co.th

2005 April

April 4-7: 3rd International Poultry Conference, Hurghada, Egypt. Contact: Prof. M. Kosba, Alexandria University, Faculty of Agriculture 'El-Shatby', Poultry Production Department, Aflaton Street, 21545 Alexandria, Egypt. Phone: +20 10 644 6339; Email: mkosba@hotmail.com

April 13-14: Poultry Industry Conference and Exhibition, London, Ontario, Canada. Email: traciadixon@poultryindustryCouncil.ca

April 18-21: Middle East Poultry Show 2005, Dubai International Centre, Dubai, United Arab Emirates. Contact: Mediac Communications & Exhibitions LLC, PO Box 5196, Dubai, United Arab Emirates. Phone: +971 4 269 2004; Fax: +971 4 269 1296; Email: mediac@emirates.net.ae; Website: www.mediacom.com

April 25-27: 54th Western Poultry Disease Conference, The Fairmont Hotel Vancouver, Vancouver, BC, Canada. Contact: Dr. R.P. Chin. Email: rpchin@ucdavis.edu

2005 May

May 23-26: XVII European Symposium on the Quality of Poultry Meat and the XI European Symposium on the Quality of Eggs and Egg Products, Golden Tulip Parkhotel Doorwerth, Doorwerth, The Netherlands. Contact: Dorien Kleverwal, Symposium Secretariat, Wolterinkhoofstraat 39, 7437 AX Bathmen, The Netherlands. Phone: +31 570 541948; Fax: +31 570541948 or +31 55 506 4858; Email: info@eggmeat2005.nl; Website: www.eggmeat2005.nl

2005 June

June 1-3: Meat & Poultry Industry 2005, IVth international forum, Crocus City Exhibition Centre, Moscow, Russia. Contact: Elizaveta Melnikova, Asti Group. Phone: +7 095 797 6914; Fax: +7 095 797 6915; Email: info@meatindustry.ru

June 1-3: VIV Russia, Moscow, Russia. Contact: Website: sites.vnuexhibitions.com/sites/viv

June 3-4: Georgia Veterinary Medical Association Annual Convention, Sandestin Resort, Florida. Contact: Beth Monte, GVMA. Phone: 678-309-9800; Email: gvma@gvma.net; Website: www.GVMA.net

June 9-11: Turkey Production: Prospects for the Future, (WPSA Working Group 10, Turkeys), Berlin, Germany. Contact: Prof. H.M. Hafez, Institute of Poultry Diseases, Free University Berlin, Konigsweag 63, 14163 Berlin, Germany. Phone: +49 30 838 62 677; Fax: +49 30 838 62 690; Email: hafez@vetmed.fu-berlin.de

June 22-24: Georgia Egg Association's 44th Annual Meeting, St. Simons Island, GA. Contact: Robert Howell, Executive Director, Georgia Egg Association, 16 Forrest Parkway, Forest Park, GA 30297. Phone: 404-363-7661; Fax: 404-363-7664; Email: goodeggs@bellsouth.net

June 30-July 2: Agrena 2005, 7th International Exhibition for the Administration & Production of Poultry & Livestock, International Conference Centre, Cairo, Egypt. Contact: Crose Fairs Organisers. Phone/Fax: +1 202 30 38 994; Email: crose@access.com.eg

2005 July

July 16-20: AVMA/AAAP Meeting, Minneapolis, MN. Contact: AVMA (800) 248-2862, Ext. 268, or www.avma.org

July 16-20: 94th Annual Meeting of the Poultry Science Association, Auburn University, Auburn, Alabama. Contact: James W. Kessler, Executive Director, Poultry Science Association, 1111 North Dunlap Avenue, Savoy, IL 61874. Phone: 909-677-0069; Fax: 909-677-2420. Email: jamesk@assoq.org

2005 August

August 22-26: 14th World Veterinary Poultry Congress & Exhibition, Istanbul, Turkey. Contact: Congress organiser: IT Consortium, Mete Cad. 16/11, 34437 Taksim, Istanbul, Turkey. Phone: +90 212 244 71 71; Fax: +90 212 244 71 81; Email: info@wvpc2005.org.

Website: www.wvpc2005.org. Scientific matters: Ankara University Veterinary Faculty, Department of Animal Nutrition, 06110 Ankara, Turkey. Phone: +90 312 517 25 65; Fax: +90 312 517 25 65; Email: akan@veterinary.ankara.edu.tr; Website: www.veterinertavukculuk.org

August 25-27: VIV Turkey 2005, (Postponed from June 2005), World Trade Center Yesilkoy, Istanbul, Turkey. Contact: HKF Fuarcilik AS, Barbaros Bulvarı 135/2, Besiktas, 80700 Istanbul, Turkey. Phone: +90 212 216 4010; Fax: +90 212 216 3360; Email: hkf@hkf-fairs.com; Website: www.hkf-fairs.com

August 25-27: 14th World Veterinary Poultry Congress Fair, Istanbul, Turkey. Contact: Mr. Levent Akdogan. Phone: +90 212 244 7171; Email: levent@ikontour.com

2005 September

September 15-17: Avian Gut Function, Health and Disease, 28th Poultry Science Symposium, Bristol, UK. Contact: Langford Continuing Education Unit. Phone: +44 117 928 9502; Fax: +44 1934 852170; Email: Langford-CE@bristol.ac

September 19-23: IX International Coccidiosis Conference, Hotel Mabu, Iguazu Falls, Brazil. Contact: FACTA, Av. Andrade Neves, 2501, Castelo, Campinas, SP 13070-001, Brazil. Phone: +55 19 3243 6555; Fax: +55 19 3243 8542; Email: facta@facta.org.br

Meetings, Seminars and Conventions

September 24-29: 15th European Symposium on Poultry Nutrition, Balatonfüred, Hungary. Contact: Dr K Dublec, University of Veszprem, Georgikon Faculty of Agriculture, Hungary. Tel: +36 83 312 330; Fax: +36 83 315; Email: dublec@georgikon.hu, Website: growcare.katki.hu/wpsa2005

2005 October

October 4-7: XIX Latin American Poultry Congress, Atlapa Convention Center, Panama City, Panama. Contact: ANA VIP, PO Box 6-3994, El Dorado, Panama. Phone: +1 507 226 3941; Fax: +1 507 226 9905; Email: anavip@anavip.com; Website: www.anavip.com/congreso

October 5-8: 44th Fieravicola, Forli, Italy. Contact: Fiera di Forli, Via Punta de Ferro, 47100 Forli, Italy. Phone: +39 0543 793511; Fax: +39 0543 724488; Email: info@fieravicola.com; Website: www.fieravicola.com

October 6-8: 4th European Poultry Genetics Symposium, (WPSA Working Group 3, Breeding and Genetics), Dubrovnik, Croatia. Contact: Helga Medic, Phone: +385 1 4605126; Email: hmedic@pdf.hr

2005 November

November 1-4: VIV Europe 2005, Jaarbeurs, Utrecht, The Netherlands. Contact: VNU Exhibitions Europe BV, PO Box 880, 3503 RV Utrecht, The Netherlands, Phone: +31 30 295 2772; Fax: +31 30 295 2809; Email: viv.europe@vnuexhibitions.com, Website: www.viv.net

2006 January

January 25-27: 2006 International Poultry Exposition, Georgia World Congress Center, Atlanta, Georgia USA. Contact: US Poultry & Egg Assn., 1530 Cooledge Road, Tucker, Georgia 30084 USA, Phone: +1 770 403 0401; Fax: +1 770 403 9257, Website: www.poultryegg.com

2006 April

April 3-6: 6th International Symposium on Avian Influenza, St. John's College, Cambridge, UK. Contact: Dr. I. Capua. Fax: +39 49 8084360; Email: icapua@izsvenezie.it or Dr. D. Swayne. Fax: +1 706 5463161; Email: dswayne@sepri.usda.gov

2006 May

May 16-18: VIV Europe, (Postponed from November 2-4, 2005), Jaarbeurs, Utrecht, The Netherlands. Contact: VNU Exhibitions Europe BV, PO Box 8800, 3503 RV Utrecht, The Netherlands. Phone: +31 30 295 2788; Fax: +31 30 295 2809; Email: viv.europe@vnuexhibitions.com; Website: sites.vnuexhibitions.com/sites/viv
May 24-26: VIV Russia 2006, Moscow, Russia. Contact: Website: sites.vnuexhibitions.com/sites/viv

2006 June

June 21-23: VIV China 2006, Beijing, P.R. China. Contact: VNU Exhibitions Europe B.V., PO Box 8800, 3503 RV Utrecht, The Netherlands. Phone: +31 30 295 2772; Fax: +31 30 295 2809; Email: viv.china@vnuexhibitions.com; Website: sites.vnuexhibitions.com/sites/viv or Mr. Rui Feng Xu, CNAVS Trade Fair Office. Phone: +86 10 649 50 373; Fax: +86 10 649 50 374; Email: rfxu@china-av.net

2006 September

Sept. 10-14: 12th European Poultry Conference, Veronafiere Congress Centre, Verona, Italy. Contact: Secretariat XII WPSA European Conference, Department of Food Science, Via San Giacomina 9, 40126 Bologna, Italy. Phone: +39 051 209 4221; Fax: +39 051 251 936; Email: wpsa@alma.unibo.it; Website: www.epc2006.veronafiere.it

2006 November

November 14-17: EuroTier 2006, Hanover, Germany. Contact: DLG (Deutsche Landwirtschafts-Gesellschaft e.V.), Eschborner-Landstrasse 122, 60489 Frankfurt-am-Main, Germany. Phone: +49 69 24788 265; Fax: +49 69 24788 113; Email: eurotier@DLG-Frankfurt.de; Website: www.eurotier.de

2007 January

Jan. 31-Feb. 2: 2007 International Poultry Exposition, Georgia World Congress Center, Atlanta, Georgia, USA. Contact: US Poultry & Egg Association, 1530 Cooledge Road, Tucker, Georgia 30084 USA. Phone: +1 770 493 9401; Fax: +1 770 493 9257; Website: www.poultryegg.org

2008 August

August 10-15: XXIII World's Poultry Congress, Convention and Exhibition Centre, Brisbane, Australia. Contact: WPC 2008 Congress, Intermedia Convention & Event Management, PO Box 1280, Milton, Queensland 4064, Australia. Phone: +61 7 3858 5594; Fax: +61 7 3858 5510; Email: wpc2008@im.com.au; Website: www.wpsa.info

Broiler Performance Data (Region) Live Production Cost					
	SW	Midwest	Southeast	Mid-Atlantic	S-Central
Feed cost/ton w/o color (\$)	136.17	134.00	140.00	134.38	142.42
Feed cost/lb meat (¢)	13.16	12.49	12.98	12.20	13.45
Days to 4.6 lbs	41	43	42	40	41
Chick cost/lb (¢)	3.65	4.28	4.27	4.33	3.83
Vac-Med cost/lb (¢)	0.10	0.05	0.06	0.06	0.05
WB & 1/2 parts condemn. cost/lb	0.19	0.18	0.16	0.24	0.21
% mortality	5.28	4.83	4.18	4.98	3.98
Sq. Ft. @ placement	0.84	0.75	0.79	0.75	0.84
Lbs./Sq. Ft.	7.66	7.52	6.81	6.82	7.03
Down time (days)	16	17	14	30	15

Data for week ending December 25, 2004

Broiler Performance Data (Company) Live Production Cost

	Average Co.	Top 25%	Top Co.'s
Feed cost/ton w/o color (\$)	138.65	130.39	127.00
Feed cost/lb meat (¢)	12.96	12.04	11.42
Days to 4.6 lbs	42	41	43
Chick cost/lb (¢)	4.10	3.84	3.85
Vac-Med cost/lb (¢)	0.06	0.05	0.02
WB & 1/2 parts condemn. cost/lb	0.18	0.15	0.09
% mortality	4.43	4.20	3.80
Sq. Ft. @ placement	0.79	0.81	0.82
Lbs./Sq. Ft.	7.13	7.13	6.43
Down time (days)	15	16	15

Data for week ending December 25, 2004

Broiler Whole Bird Condemnation (Region)

	SW	Mid-West	S. East	Mid-Atlantic	S. Central
% Septox	0.310	0.231	0.166	0.401	0.244
% Airsac	0.091	0.099	0.069	0.059	0.063
% I.P.	0.020	0.025	0.068	0.018	0.017
% Leukosis	0.009	0.002	0.001	0.000	0.001
% Bruise	0.006	0.003	0.004	0.002	0.009
% Other	0.010	0.024	0.008	0.007	0.018
% Total	0.445	0.384	0.316	0.486	0.441
% 1/2 parts condemnations	0.375	0.404	0.328	0.699	0.428

Data for week ending December 25, 2004

Broiler Whole Bird Condemnation (Company)

	Average Co.	Top 25%	Top 5 Co.'s
% Septox	0.233	0.248	0.179
% Airsac	0.074	0.062	0.041
% I.P.	0.047	0.057	0.016
% Leukosis	0.002	0.003	0.001
% Bruise	0.005	0.006	0.006
% Other	0.011	0.007	0.006
% Total	0.372	0.383	0.249
% 1/2 parts condemnations	0.385	0.306	0.322

Data for week ending December 25, 2004