



The University of Georgia

Center for Agribusiness and Economic Development

College of Agricultural and Environmental Sciences

2009 Georgia Farm Gate Fruits and Nuts Report

**Compiled by Susan R. Boatright and John C. McKissick
from information reported by
Georgia Cooperative Extension County Agents**

**AR 10-04
June, 2010**



www.caed.uga.edu

Table of Contents

Introduction 1

Fruits & Nuts State Data:

Farm Gate Fruits & Nuts Value, Total by County, map 2

Farm Gate Fruits & Nuts Value, GA Percentage by Commodity, graph..... 2

Table 1: Acreage Comparisons by Commodity: 2000-2009..... 3

Table 2: Value Comparisons by Commodity: 2000-2009 4

Fruits & Nuts County/State Data:

Acreage, Yield, Price and Value by commodity

Apples 5-6

Blackberries 7-11

Blueberries 12-20

Grapes 21-26

Peaches 27-30

Pecans 31-39

Strawberries..... 40-44

Other fruits & nuts 45

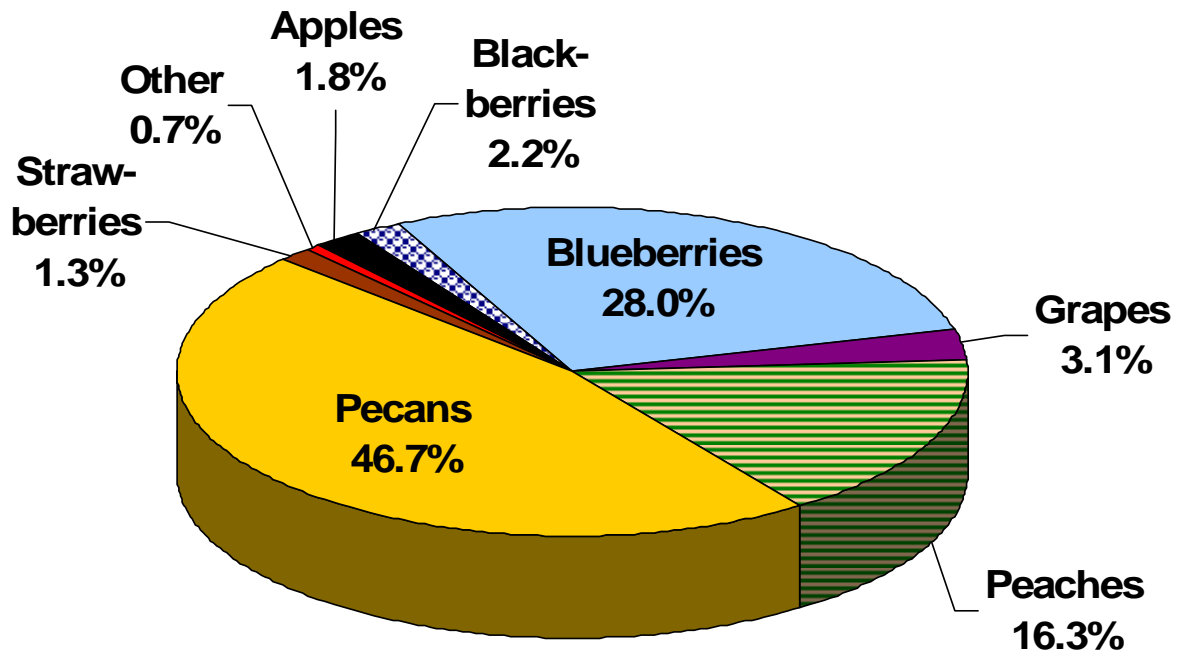
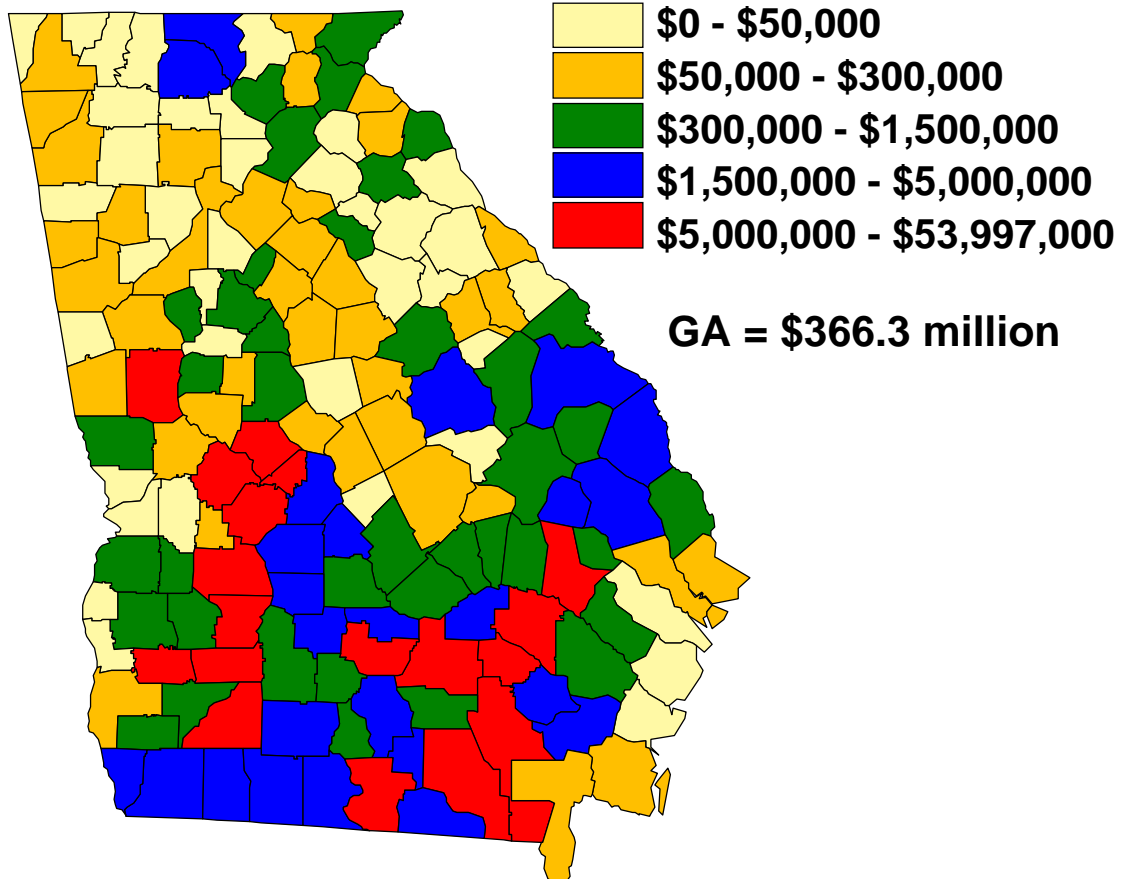
Map of Georgia Cooperative Extension Districts..... 46

2009 Georgia Fruits & Nuts Report Introduction

The Center for Agribusiness and Economic Development has published the Georgia Farm Gate Value Report annually since 1999. As the depth and breadth of the survey has continued to grow, it has become evident that in order to properly value fruits and nuts grown in the State of Georgia, it is necessary to collect more in-depth information. Due to space restraints this detailed information cannot be published in the main annual publication.

The 2009 Georgia Farm Gate Fruits & Nuts Report highlights uses for which the fruit and nut commodities are grown. For instance, blueberries are grown for fresh or frozen use and are offered to the public as U-Pick, often commanding different prices and yields for each use. This report will detail the various acreage, yields, prices and values by county. The collected data is used extensively by Cooperative Extension as well as by agencies and companies that support the fruit and nut commodities in Georgia.

Fruits & Nuts Farm Gate Value: 2009



2009 Georgia Farm Gate Fruits and Nuts Report

Table 1: Georgia Fruits/Nuts Farm Gate Acreage Comparisons: 2000-2009

<i>Crop</i>	<i>2000</i>	<i>2001</i>	<i>2002</i>	<i>2003</i>	<i>2004</i>
Apples	1,528	1,474	1,125	980	658
Blackberries	--	--	--	--	313
Blueberries	5,607	6,639	8,054	7,994	8,452
Grapes	1,609	1,876	1,724	1,812	1,903
Peaches	15,795	15,971	16,473	16,743	17,109
Pecans	140,231	144,138	143,564	142,533	139,255
Strawberries	200	227	281	269	258
Other fruits & nuts	510	198	250	489	173
Total	165,480	170,523	171,471	170,820	168,121

<i>Crop</i>	<i>2005</i>	<i>2006</i>	<i>2007</i>	<i>2008</i>	<i>2009</i>
Apples	653	668	622	619	670
Blackberries	369	384	433	558	630
Blueberries	9,042	10,278	10,664	14,126	16,346
Grapes	1,834	1,996	1,908	2,299	2,464
Peaches	16,412	15,310	11,063	10,713	10,212
Pecans	142,477	137,901	131,306	140,339	144,407
Strawberries	271	261	277	242	288
Other fruits & nuts	189	161	125	154	117
Total	171,247	166,959	156,397	169,049	175,134

<i>Crop</i>	<i>Change in Acreage</i>			
	<i>2000-2009</i>		<i>2008-2009</i>	
	<i># acres</i>	<i>%</i>	<i># acres</i>	<i>%</i>
Apples	-858	-56%	51	8%
Blackberries	--	--	125	13%
Blueberries	10,739	192%	3,462	16%
Grapes	855	53%	391	7%
Peaches	-5,583	-35%	-350	-5%
Pecans	4,176	3%	9,033	3%
Strawberries	88	44%	-35	19%
Other fruits & nuts	--	-77%	29	-24%
Total	9,653	6%	-10,562	4%

2009 Georgia Farm Gate Fruits and Nuts Report

Table 2: Georgia Fruits/Nuts Farm Gate Value Comparisons: 2000-2009

<i>Crop</i>	<i>2000</i>	<i>2001</i>	<i>2002</i>	<i>2003</i>	<i>2004</i>
Apples	\$6,866,602	\$5,394,546	\$5,658,128	\$5,805,792	\$4,350,947
Blackberries	--	--	--	--	\$3,407,798
Blueberries	\$22,024,044	\$23,124,258	\$29,627,829	\$26,697,575	\$48,568,600
Grapes	\$6,890,378	\$6,198,274	\$6,241,945	\$6,355,525	\$7,378,613
Peaches	\$39,864,643	\$47,200,222	\$49,852,368	\$48,366,895	\$36,307,471
Pecans	\$129,204,166	\$75,870,855	\$45,814,273	\$69,246,230	\$121,145,069
Strawberries	\$3,797,133	\$4,023,330	\$4,492,716	\$3,839,020	\$3,915,302
Other Fruits/Nuts	\$1,407,245	\$2,281,495	\$2,312,412	\$5,131,901	\$2,333,089
Total Fruits & Nuts	\$210,054,210	\$164,102,980	\$143,999,672	\$165,442,938	\$227,406,888

<i>Crop</i>	<i>2005</i>	<i>2006</i>	<i>2007</i>	<i>2008</i>	<i>2009</i>
Apples	\$4,084,600	\$4,061,133	\$752,510	\$5,916,644	\$6,758,360
Blackberries	\$4,658,861	\$5,857,070	\$6,600,864	\$7,573,532	\$7,904,058
Blueberries	\$59,387,913	\$75,771,240	\$44,822,632	\$60,921,843	\$102,465,202
Grapes	\$7,150,995	\$9,620,272	\$9,822,132	\$10,455,349	\$11,329,411
Peaches	\$24,406,425	\$60,562,061	\$45,169,822	\$48,998,097	\$59,538,382
Pecans	\$161,202,875	\$143,243,088	\$128,499,337	\$125,932,662	\$170,979,661
Strawberries	\$5,548,358	\$4,952,994	\$5,118,430	\$4,820,431	\$4,920,533
Other Fruits/Nuts	\$1,457,230	\$2,061,742	\$817,875	\$3,110,780	\$2,404,064
Total Fruits & Nuts	\$267,897,257	\$306,129,599	\$241,603,601	\$267,729,337	\$366,299,671

<i>Crop</i>	<i>2000-2009 Value Change</i>		<i>2008-2009 Value Change</i>	
	<i>Dollars</i>	<i>%</i>	<i>Dollars</i>	<i>%</i>
Apples	-\$108,242	-2%	\$841,717	14%
Blackberries	--	--	\$330,526	4%
Blueberries	\$80,441,158	365%	\$41,543,359	68%
Grapes	\$4,439,033	64%	\$874,062	8%
Peaches	\$19,673,739	49%	\$10,540,286	22%
Pecans	\$41,775,495	32%	\$45,046,999	36%
Strawberries	\$1,123,400	30%	\$100,102	2%
Other Fruits/Nuts	\$996,819	71%	-\$706,716	-23%
Total Fruits & Nuts	\$156,245,461	74%	\$98,570,334	37%

Apples

	Commercial	U-Pick	Total
Decatur	0 0 \$0.00 \$0	4 150 \$26.00 \$17,160	4 150 \$26.00 \$17,160
Fannin	185 530 \$26.00 \$2,549,300	30 400 \$26.00 \$312,000	215 512 \$26.00 \$2,861,300
Fayette	1 30 \$26.00 \$780	1 70 \$26.00 \$1,820	2 50 \$26.00 \$2,600
Fulton	0 0 \$0.00 \$0	10 250 \$26.00 \$65,000	10 250 \$26.00 \$65,000
Gilmer	240 400 \$26.00 \$2,496,000	10 200 \$26.00 \$52,000	250 392 \$26.00 \$2,548,000
Habersham	0 0 \$0.00 \$0	20 150 \$26.00 \$78,000	20 150 \$26.00 \$78,000
Hall	30 250 \$30.00 \$225,000	0 0 \$0.00 \$0	30 250 \$30.00 \$225,000
Haralson	4 900 \$50.00 \$180,000	0 0 \$0.00 \$0	4 900 \$50.00 \$180,000
Hart	7 185 \$26.00 \$33,670	0 0 \$0.00 \$0	7 185 \$26.00 \$33,670
Lincoln	0 0 \$0.00 \$0	6 145 \$26.00 \$22,620	6 145 \$26.00 \$22,620
Lumpkin	2 200 \$26.00 \$10,400	0 0 \$0.00 \$0	2 200 \$26.00 \$10,400
Madison	0 0 \$0.00 \$0	6 180 \$26.00 \$28,080	6 180 \$26.00 \$28,080
Meriwether	0 0 \$0.00 \$0	10 250 \$26.00 \$65,000	10 250 \$26.00 \$65,000
Paulding	0 0 \$0.00 \$0	25 160 \$26.00 \$104,000	25 160 \$26.00 \$104,000

Acres
Yield--bushels (avg 45lbs)
Price/Bushel
Value

Apples

	Commercial	U-Pick	Total
Rabun	60 275 \$26.00 \$429,000	0 0 \$0.00 \$0	60 275 \$26.00 \$429,000
Troup	0 0 \$0.00 \$0	15 200 \$26.00 \$78,000	15 200 \$26.00 \$78,000
Upson	1 45 \$26.00 \$1,170	0 0 \$0.00 \$0	1 45 \$26.00 \$1,170
Wilcox	3 120 \$26.00 \$9,360	0 0 \$0.00 \$0	3 120 \$26.00 \$9,360
Georgia Total	533 420 \$26.41 \$5,934,680	137 231 \$26.00 \$823,680	670 381 \$26.32 \$6,758,360

Acres
Yield--bushels (avg 45lbs)
Price/Bushel
Value

Blackberries

	Commercial	U-Pick	Total
Appling	50.0 5,000 \$2.60 \$650,000	0.0 0 \$0.00 \$0	50.0 5,000 \$2.60 \$650,000
Atkinson	0.0 0 \$0.00 \$0	13.0 5,000 \$1.75 \$113,750	13.0 5,000 \$1.75 \$113,750
Bibb	0.0 0 \$0.00 \$0	0.5 5,000 \$1.75 \$4,375	0.5 5,000 \$1.75 \$4,375
Butts	0.0 0 \$0.00 \$0	10.0 4,500 \$1.75 \$78,750	10.0 4,500 \$1.75 \$78,750
Candler	1.0 3,000 \$2.60 \$7,800	2.0 2,000 \$1.75 \$7,000	3.0 2,333 \$2.03 \$14,800
Catoosa	0.0 0 \$0.00 \$0	0.2 500 \$1.75 \$175	0.2 500 \$1.75 \$175
Charlton	0.0 0 \$0.00 \$0	4.0 4,100 \$1.75 \$28,700	4.0 4,100 \$1.75 \$28,700
Chatham	0.0 0 \$0.00 \$0	0.5 5,400 \$1.75 \$4,725	0.5 5,400 \$1.75 \$4,725
Cherokee	0.0 0 \$0.00 \$0	5.0 2,000 \$1.75 \$17,500	5.0 2,000 \$1.75 \$17,500
Clarke	0.3 120 \$2.60 \$78	0.0 0 \$0.00 \$0	0.3 120 \$2.60 \$78
Clinch	20.0 4,000 \$2.60 \$208,000	0.0 0 \$0.00 \$0	20.0 4,000 \$2.60 \$208,000

Acres
Yield (bounds)
Price/Pound
Value

Blackberries

	Commercial	U-Pick	Total	
Coffee	25.0 6,000 \$2.60 \$390,000	0.0 0 \$0.00 \$0	25.0 6,000 \$2.60 \$390,000	Acres Yield (pounds) Price/Pound Value
Dodge	0.0 0 \$0.00 \$0	1.0 3,000 \$1.75 \$5,250	1.0 3,000 \$1.75 \$5,250	
Echols	60.0 10,500 \$2.60 \$1,638,000	0.0 0 \$0.00 \$0	60.0 10,500 \$2.60 \$1,638,000	
Effingham	0.0 0 \$0.00 \$0	0.5 5,000 \$1.75 \$4,375	0.5 5,000 \$1.75 \$4,375	
Emanuel	1.0 3,000 \$2.60 \$7,800	0.0 0 \$0.00 \$0	1.0 3,000 \$2.60 \$7,800	
Fannin	1.0 3,750 \$2.60 \$9,750	0.0 0 \$0.00 \$0	1.0 3,750 \$2.60 \$9,750	
Fayette	0.0 0 \$0.00 \$0	6.0 3,200 \$1.75 \$33,600	6.0 3,200 \$1.75 \$33,600	
Fulton	0.0 0 \$0.00 \$0	10.0 4,000 \$1.75 \$70,000	10.0 4,000 \$1.75 \$70,000	
Hall	5.0 5,000 \$3.00 \$75,000	0.0 0 \$0.00 \$0	5.0 5,000 \$3.00 \$75,000	
Hancock	40.0 4,000 \$2.60 \$416,000	0.0 0 \$0.00 \$0	40.0 4,000 \$2.60 \$416,000	
Hart	2.0 700 \$2.60 \$3,640	0.0 0 \$0.00 \$0	2.0 700 \$2.60 \$3,640	

Blackberries

	Commercial	U-Pick	Total	
Irwin	194.0 5,000 \$2.60 \$2,522,000	0.0 0 \$0.00 \$0	194.0 5,000 \$2.60 \$2,522,000	Acres Yield (pounds) Price/Pound Value
Jasper	0.0 0 \$0.00 \$0	1.0 6,720 \$1.75 \$11,760	1.0 6,720 \$1.75 \$11,760	
Jeff Davis	5.0 5,000 \$2.60 \$65,000	0.0 0 \$0.00 \$0	5.0 5,000 \$2.60 \$65,000	
Jones	0.0 0 \$0.00 \$0	1.0 3,800 \$1.75 \$6,650	1.0 3,800 \$1.75 \$6,650	
Lamar	0.0 0 \$0.00 \$0	2.0 2,500 \$1.75 \$8,750	2.0 2,500 \$1.75 \$8,750	
Lanier	110.0 3,675 \$2.60 \$1,051,050	0.0 0 \$0.00 \$0	110.0 3,675 \$2.60 \$1,051,050	
Long	0.0 0 \$0.00 \$0	2.0 4,000 \$1.75 \$14,000	2.0 4,000 \$1.75 \$14,000	
Madison	0.0 0 \$0.00 \$0	2.0 5,000 \$1.75 \$17,500	2.0 5,000 \$1.75 \$17,500	
Meriwether	0.0 0 \$0.00 \$0	8.0 4,100 \$1.75 \$57,400	8.0 4,100 \$1.75 \$57,400	
Mitchell	0.0 0 \$0.00 \$0	0.5 240 \$1.75 \$210	0.5 240 \$1.75 \$210	
Newton	3.0 5,000 \$2.60 \$39,000	1.0 2,000 \$1.75 \$3,500	4.0 4,250 \$2.39 \$42,500	

Blackberries

	Commercial	U-Pick	Total	
Oconee	0.0 0 \$0.00 \$0	0.5 5,000 \$1.75 \$4,375	0.5 5,000 \$1.75 \$4,375	Acres Yield (pounds) Price/Pound Value
Pickens	1.0 200 \$2.60 \$520	0.0 0 \$0.00 \$0	1.0 200 \$2.60 \$520	
Pike	0.0 0 \$0.00 \$0	3.0 4,500 \$1.75 \$23,625	3.0 4,500 \$1.75 \$23,625	
Putnam	0.0 0 \$0.00 \$0	2.0 5,000 \$1.75 \$17,500	2.0 5,000 \$1.75 \$17,500	
Rabun	0.0 0 \$0.00 \$0	5.0 1,000 \$1.75 \$8,750	5.0 1,000 \$1.75 \$8,750	
Screven	0.0 0 \$0.00 \$0	1.0 4,100 \$1.75 \$7,175	1.0 4,100 \$1.75 \$7,175	
Stephens	0.0 0 \$0.00 \$0	3.0 2,500 \$1.75 \$13,125	3.0 2,500 \$1.75 \$13,125	
Tattnall	14.0 4,000 \$2.60 \$145,600	0.0 0 \$0.00 \$0	14.0 4,000 \$2.60 \$145,600	
Union	1.0 5,000 \$2.60 \$13,000	0.0 0 \$0.00 \$0	1.0 5,000 \$2.60 \$13,000	
Upson	1.0 5,000 \$2.60 \$13,000	0.0 0 \$0.00 \$0	1.0 5,000 \$2.60 \$13,000	
Ware	3.0 3,000 \$2.60 \$23,400	0.0 0 \$0.00 \$0	3.0 3,000 \$2.60 \$23,400	

Blackberries

	Commercial	U-Pick	Total
Wayne	2.0 2,000 \$2.60 \$10,400	0.0 0 \$0.00 \$0	2.0 2,000 \$2.60 \$10,400
Wilcox	0.0 0 \$0.00 \$0	1.0 5,000 \$1.75 \$8,750	1.0 5,000 \$1.75 \$8,750
Worth	0.0 0 \$0.00 \$0	5.0 5,000 \$1.75 \$43,750	5.0 5,000 \$1.75 \$43,750
Georgia Total	539.3 5,192 \$2.60 \$7,289,038	90.7 3,875 \$1.75 \$615,020	630.0 5,002 \$2.48 \$7,904,058

Acres
Yield (pounds)
Price/Pound
Value

Blueberries

	Fresh highbush	Rabbiteye	U-Pick	Total
Appling	300	2,000	0	2,300
	5,500	4,000	0	4,196
	\$2.65	\$1.25	\$0.00	\$1.43
	\$4,372,500	\$10,000,000	\$0	\$14,372,500
Atkinson	30	194	0	224
	2,500	3,000	0	2,933
	\$2.65	\$1.25	\$0.00	\$1.44
	\$198,750	\$727,500	\$0	\$926,250
Bacon	1,625	4,875	0	6,500
	4,000	6,000	0	5,500
	\$2.65	\$1.25	\$0.00	\$1.60
	\$17,225,000	\$36,562,500	\$0	\$53,787,500
Baldwin	0	0	12	12
	0	0	4,300	4,300
	\$0.00	\$0.00	\$1.25	\$1.25
	\$0	\$0	\$64,500	\$64,500
Barrow	0	0	3	3
	0	0	3,500	3,500
	\$0.00	\$0.00	\$2.00	\$2.00
	\$0	\$0	\$21,000	\$21,000
Berrien	12	108	0	120
	5,604	1,855	0	2,230
	\$2.90	\$1.25	\$0.00	\$1.42
	\$195,019	\$250,425	\$0	\$445,444
Brantley	60	400	0	460
	3,500	3,500	0	3,500
	\$2.65	\$1.25	\$0.00	\$1.43
	\$556,500	\$1,750,000	\$0	\$2,306,500
Brooks	0	10	0	10
	0	1,200	0	1,200
	\$0.00	\$1.25	\$0.00	\$1.25
	\$0	\$15,000	\$0	\$15,000
Bulloch	0	0	14	14
	0	0	3,600	3,600
	\$0.00	\$0.00	\$1.60	\$1.60
	\$0	\$0	\$80,640	\$80,640
Burke	0	23	0	23
	0	4,100	0	4,100
	\$0.00	\$1.25	\$0.00	\$1.25
	\$0	\$117,875	\$0	\$117,875
Butts	0	0	25	25
	0	0	2,500	2,500
	\$0.00	\$0.00	\$2.00	\$2.00
	\$0	\$0	\$125,000	\$125,000

Acres
Yield (pounds)
Price/Pound
Value

Blueberries

	Fresh highbush	Rabbiteye	U-Pick	Total
Camden	4 12,500 \$2.65 \$132,500	15 2,200 \$1.25 \$41,250	0 0 \$0.00 \$0	19 4,368 \$1.54 \$173,750
Candler	0 0 \$0.00 \$0	20 1,500 \$0.80 \$24,000	0 0 \$0.00 \$0	20 1,500 \$0.80 \$24,000
Carroll	0 0 \$0.00 \$0	8 4,100 \$1.25 \$41,000	6 4,100 \$1.25 \$30,750	14 4,100 \$1.25 \$71,750
Charlton	10 2,000 \$2.65 \$53,000	8 3,000 \$1.25 \$30,000	0 0 \$0.00 \$0	18 2,444 \$2.03 \$83,000
Chatham	0 0 \$0.00 \$0	0 0 \$0.00 \$0	5 2,000 \$2.00 \$20,000	5 2,000 \$2.00 \$20,000
Cherokee	0 0 \$0.00 \$0	0 0 \$0.00 \$0	11 4,100 \$1.25 \$56,375	11 4,100 \$1.25 \$56,375
Clarke	0 0 \$0.00 \$0	5 900 \$1.25 \$5,625	0 0 \$0.00 \$0	5 900 \$1.25 \$5,625
Clinch	400 4,000 \$2.65 \$4,240,000	2,000 2,250 \$0.69 \$3,105,000	0 0 \$0.00 \$0	2,400 2,542 \$1.02 \$7,345,000
Coffee	125 12,000 \$2.65 \$3,975,000	130 7,000 \$1.25 \$1,137,500	0 0 \$0.00 \$0	255 9,451 \$1.94 \$5,112,500
Colquitt	9 10,808 \$2.80 \$257,230	65 815 \$1.75 \$93,134	0 0 \$0.00 \$0	74 1,966 \$1.87 \$350,365
Columbia	0 0 \$0.00 \$0	0 0 \$0.00 \$0	5 3,500 \$1.40 \$24,500	5 3,500 \$1.40 \$24,500

Acres
Yield (pounds)
Price/Pound
Value

Blueberries

	Fresh highbush	Rabbiteye	U-Pick	Total
Cook	0 0 \$0.00 \$0	28 1,800 \$1.25 \$63,000	0 0 \$0.00 \$0	28 1,800 \$1.25 \$63,000
Coweta	0 0 \$0.00 \$0	0 0 \$0.00 \$0	7 2,000 \$2.50 \$35,000	7 2,000 \$2.50 \$35,000
Dade	0 0 \$0.00 \$0	0 0 \$0.00 \$0	4 2,000 \$2.00 \$16,000	4 2,000 \$2.00 \$16,000
Decatur	25 1,500 \$2.65 \$100,568	0 0 \$0.00 \$0	0 0 \$0.00 \$0	25 1,500 \$2.65 \$100,568
Effingham	0 0 \$0.00 \$0	35 4,100 \$1.25 \$179,375	5 4,100 \$1.00 \$20,500	40 4,100 \$1.22 \$199,875
Emanuel	0 0 \$0.00 \$0	0 0 \$0.00 \$0	14 4,260 \$1.45 \$88,949	14 4,260 \$1.45 \$88,949
Evans	0 0 \$0.00 \$0	5 4,000 \$1.25 \$25,000	0 0 \$0.00 \$0	5 4,000 \$1.25 \$25,000
Fannin	2 3,000 \$2.65 \$15,900	8 3,500 \$1.25 \$35,000	4 3,000 \$1.50 \$18,000	14 3,286 \$1.52 \$68,900
Fayette	0 0 \$0.00 \$0	0 0 \$0.00 \$0	12 3,950 \$1.87 \$88,638	12 3,950 \$1.87 \$88,638
Floyd	0 0 \$0.00 \$0	0 0 \$0.00 \$0	10 4,100 \$2.00 \$82,000	10 4,100 \$2.00 \$82,000
Gilmer	0 0 \$0.00 \$0	5 4,100 \$1.25 \$25,625	0 0 \$0.00 \$0	5 4,100 \$1.25 \$25,625

Acres
Yield (pounds)
Price/Pound
Value

Blueberries

	Fresh highbush	Rabbiteye	U-Pick	Total
Glynn	6 40 \$2.65 \$636	0 0 \$0.00 \$0	0 0 \$0.00 \$0	6 40 \$2.65 \$636
Gordon	0 0 \$0.00 \$0	1 4,100 \$1.25 \$5,125	0 0 \$0.00 \$0	1 4,100 \$1.25 \$5,125
Grady	0 0 \$0.00 \$0	28 4,100 \$1.25 \$143,500	3 3,700 \$1.35 \$14,985	31 4,061 \$1.26 \$158,485
Greene	0 0 \$0.00 \$0	3 2,000 \$1.25 \$7,500	0 0 \$0.00 \$0	3 2,000 \$1.25 \$7,500
Gwinnett	0 0 \$0.00 \$0	10 2,500 \$1.25 \$31,250	0 0 \$0.00 \$0	10 2,500 \$1.25 \$31,250
Habersham	0 0 \$0.00 \$0	25 2,000 \$1.25 \$62,500	15 2,000 \$1.00 \$30,000	40 2,000 \$1.16 \$92,500
Hall	0 0 \$0.00 \$0	15 4,500 \$2.00 \$135,000	0 0 \$0.00 \$0	15 4,500 \$2.00 \$135,000
Haralson	0 0 \$0.00 \$0	4 500 \$1.25 \$2,500	0 0 \$0.00 \$0	4 500 \$1.25 \$2,500
Harris	0 0 \$0.00 \$0	35 3,300 \$2.50 \$288,750	12 3,300 \$1.50 \$59,400	47 3,300 \$2.24 \$348,150
Hart	0 0 \$0.00 \$0	2 700 \$1.25 \$1,750	6 1,500 \$1.00 \$9,000	8 1,300 \$1.06 \$10,750
Henry	0 0 \$0.00 \$0	4 2,000 \$1.25 \$10,000	4 2,000 \$3.00 \$24,000	8 2,000 \$2.13 \$34,000

Acres
Yield (pounds)
Price/Pound
Value

Blueberries

	Fresh highbush	Rabbiteye	U-Pick	Total
Houston	0 0 \$0.00 \$0	0 0 \$0.00 \$0	6 200 \$1.25 \$1,500	6 200 \$1.25 \$1,500
Irwin	0 0 \$0.00 \$0	192 4,100 \$1.25 \$984,000	0 0 \$0.00 \$0	192 4,100 \$1.25 \$984,000
Jeff Davis	88 4,100 \$2.65 \$956,120	108 4,100 \$1.25 \$553,500	0 0 \$0.00 \$0	196 4,100 \$1.88 \$1,509,620
Johnson	0 0 \$0.00 \$0	14 430 \$1.25 \$7,525	0 0 \$0.00 \$0	14 430 \$1.25 \$7,525
Lamar	0 0 \$0.00 \$0	0 0 \$0.00 \$0	5 3,000 \$1.50 \$22,500	5 3,000 \$1.50 \$22,500
Lanier	18 500 \$2.65 \$23,850	151 749 \$0.69 \$77,586	0 0 \$0.00 \$0	169 722 \$0.90 \$101,436
Laurens	0 0 \$0.00 \$0	15 3,000 \$1.25 \$56,250	0 0 \$0.00 \$0	15 3,000 \$1.25 \$56,250
Lee	0 0 \$0.00 \$0	0 0 \$0.00 \$0	28 400 \$1.50 \$16,800	28 400 \$1.50 \$16,800
Liberty	0 0 \$0.00 \$0	0 0 \$0.00 \$0	2 2,000 \$1.50 \$6,000	2 2,000 \$1.50 \$6,000
Long	0 0 \$0.00 \$0	149 5,000 \$1.25 \$931,250	1 3,000 \$1.00 \$3,000	150 4,987 \$1.25 \$934,250
Lowndes	25 5,000 \$2.65 \$331,250	50 5,000 \$1.25 \$312,500	5 3,000 \$1.25 \$18,750	80 4,875 \$1.69 \$662,500

Acres
Yield (pounds)
Price/Pound
Value

Blueberries

	Fresh highbush	Rabbiteye	U-Pick	Total
Lumpkin	0 0 \$0.00 \$0	0 0 \$0.00 \$0	2 3,500 \$1.25 \$8,750	2 3,500 \$1.25 \$8,750
Macon	0 0 \$0.00 \$0	52 4,000 \$1.25 \$260,000	2 2,000 \$1.00 \$4,000	54 3,926 \$1.24 \$264,000
Madison	0 0 \$0.00 \$0	0 0 \$0.00 \$0	8 3,600 \$2.75 \$79,200	8 3,600 \$2.75 \$79,200
Marion	0 0 \$0.00 \$0	1 2,500 \$2.00 \$5,000	0 0 \$0.00 \$0	1 2,500 \$2.00 \$5,000
McDuffie	0 0 \$0.00 \$0	0 0 \$0.00 \$0	4 10,000 \$2.65 \$106,000	4 10,000 \$2.65 \$106,000
McIntosh	0 0 \$0.00 \$0	12 3,700 \$0.85 \$37,740	0 0 \$0.00 \$0	12 3,700 \$0.85 \$37,740
Meriwether	0 0 \$0.00 \$0	25 3,200 \$1.25 \$100,000	25 2,500 \$2.00 \$125,000	50 2,850 \$1.63 \$225,000
Monroe	0 0 \$0.00 \$0	0 0 \$0.00 \$0	4 1,100 \$2.50 \$11,000	4 1,100 \$2.50 \$11,000
Montgomery	0 0 \$0.00 \$0	26 2,000 \$1.25 \$65,000	0 0 \$0.00 \$0	26 2,000 \$1.25 \$65,000
Morgan	0 0 \$0.00 \$0	30 1,000 \$1.05 \$31,500	0 0 \$0.00 \$0	30 1,000 \$1.05 \$31,500
Murray	0 0 \$0.00 \$0	14 200 \$1.25 \$3,500	0 0 \$0.00 \$0	14 200 \$1.25 \$3,500

Acres
Yield (pounds)
Price/Pound
Value

Blueberries

	Fresh highbush	Rabbiteye	U-Pick	Total
Newton	0 0 \$0.00 \$0	0 0 \$0.00 \$0	3 4,100 \$1.25 \$15,375	3 4,100 \$1.25 \$15,375
Oconee	0 0 \$0.00 \$0	4 4,400 \$1.25 \$23,100	0 0 \$0.00 \$0	4 4,400 \$1.25 \$23,100
Peach	0 0 \$0.00 \$0	2 4,000 \$1.25 \$10,000	0 0 \$0.00 \$0	2 4,000 \$1.25 \$10,000
Pickens	0 0 \$0.00 \$0	2 1,750 \$2.25 \$7,875	0 0 \$0.00 \$0	2 1,750 \$2.25 \$7,875
Pierce	20 3,500 \$2.65 \$185,500	839 2,500 \$1.25 \$2,621,875	0 0 \$0.00 \$0	859 2,523 \$1.28 \$2,807,375
Pike	0 0 \$0.00 \$0	1 1,000 \$1.25 \$1,250	2 2,500 \$1.40 \$7,000	3 2,000 \$1.35 \$8,250
Polk	0 0 \$0.00 \$0	1 500 \$1.25 \$625	0 0 \$0.00 \$0	1 500 \$1.25 \$625
Pulaski	0 0 \$0.00 \$0	2 4,777 \$1.25 \$11,943	0 0 \$0.00 \$0	2 4,777 \$1.25 \$11,943
Putnam	0 0 \$0.00 \$0	0 0 \$0.00 \$0	4 6,400 \$2.00 \$44,800	4 6,400 \$2.00 \$44,800
Rabun	0 0 \$0.00 \$0	0 0 \$0.00 \$0	2 3,000 \$2.00 \$12,000	2 3,000 \$2.00 \$12,000
Richmond	0 0 \$0.00 \$0	0 0 \$0.00 \$0	2 4,000 \$1.25 \$10,000	2 4,000 \$1.25 \$10,000

Acres
Yield (pounds)
Price/Pound
Value

Blueberries

	Fresh highbush	Rabbiteye	U-Pick	Total
Rockdale	0 0 \$0.00 \$0	0 0 \$0.00 \$0	5 4,350 \$1.25 \$27,188	5 4,350 \$1.25 \$27,188
Stephens	0 0 \$0.00 \$0	0 0 \$0.00 \$0	6 2,500 \$2.75 \$41,250	6 2,500 \$2.75 \$41,250
Tattnall	4 4,100 \$2.65 \$43,460	0 0 \$0.00 \$0	0 0 \$0.00 \$0	4 4,100 \$2.65 \$43,460
Terrell	0 0 \$0.00 \$0	2 3,000 \$1.25 \$7,500	0 0 \$0.00 \$0	2 3,000 \$1.25 \$7,500
Thomas	0 0 \$0.00 \$0	55 4,500 \$1.25 \$309,375	3 4,000 \$1.25 \$15,000	58 4,474 \$1.25 \$324,375
Toombs	15 4,100 \$2.65 \$157,543	0 0 \$0.00 \$0	0 0 \$0.00 \$0	15 4,100 \$2.65 \$157,543
Towns	0 0 \$0.00 \$0	0 0 \$0.00 \$0	4 300 \$8.00 \$9,600	4 300 \$8.00 \$9,600
Troup	0 0 \$0.00 \$0	15 3,500 \$1.25 \$65,625	0 0 \$0.00 \$0	15 3,500 \$1.25 \$65,625
Turner	0 0 \$0.00 \$0	37 4,000 \$1.25 \$185,000	0 0 \$0.00 \$0	37 4,000 \$1.25 \$185,000
Union	1 4,000 \$2.65 \$10,600	2 4,100 \$1.25 \$10,250	0 0 \$0.00 \$0	3 4,067 \$1.72 \$20,850
Upson	0 0 \$0.00 \$0	4 4,100 \$1.25 \$20,500	0 0 \$0.00 \$0	4 4,100 \$1.25 \$20,500

Acres
Yield (pounds)
Price/Pound
Value

Blueberries

	Fresh highbush	Rabbiteye	U-Pick	Total
Walker	0 0 \$0.00 \$0	0 0 \$0.00 \$0	6 7,500 \$2.00 \$90,000	6 7,500 \$2.00 \$90,000
Walton	0 0 \$0.00 \$0	2 1,400 \$1.25 \$3,500	4 1,000 \$6.00 \$24,000	6 1,133 \$4.42 \$27,500
Ware	45 3,500 \$2.65 \$417,375	959 4,000 \$1.25 \$4,795,000	0 0 \$0.00 \$0	1,004 3,978 \$1.31 \$5,212,375
Washington	0 0 \$0.00 \$0	1 3,000 \$1.25 \$3,750	0 0 \$0.00 \$0	1 3,000 \$1.25 \$3,750
Wayne	5 2,500 \$2.65 \$33,125	350 2,000 \$1.25 \$875,000	10 2,000 \$1.25 \$25,000	365 2,007 \$1.27 \$933,125
Wilcox	0 0 \$0.00 \$0	6 2,300 \$1.25 \$17,250	0 0 \$0.00 \$0	6 2,300 \$1.25 \$17,250
Worth	0 0 \$0.00 \$0	0 0 \$0.00 \$0	5 3,500 \$2.25 \$39,375	5 3,500 \$2.25 \$39,375
Georgia Total	2,828 4,463 \$2.65 \$33,481,426	13,193 4,227 \$1.16 \$67,311,453	325 2,956 \$1.81 \$1,672,324	16,346 4,243 \$1.43 \$102,465,202

Acres
Yield (pounds)
Price/Pound
Value

Grapes	Table	U-Pick	Wine/Juice	Total
Appling	5 4,800 \$0.80 \$19,200	5 4,800 \$0.80 \$19,200	5 5,000 \$0.65 \$16,250	15 4,867 \$0.75 \$54,650
Baldwin	0 0 \$0.00 \$0	3 5,800 \$0.80 \$13,920	0 0 \$0.00 \$0	3 5,800 \$0.80 \$13,920
Barrow	0 0 \$0.00 \$0	0 0 \$0.00 \$0	50 1,300 \$0.65 \$42,250	50 1,300 \$0.65 \$42,250
Brooks	0 0 \$0.00 \$0	5 3,000 \$0.80 \$12,000	0 0 \$0.00 \$0	5 3,000 \$0.80 \$12,000
Bryan	0 0 \$0.00 \$0	180 350 \$0.80 \$50,400	0 0 \$0.00 \$0	180 350 \$0.80 \$50,400
Bulloch	0 0 \$0.00 \$0	25 5,800 \$0.80 \$116,000	16 6,500 \$0.65 \$67,600	41 6,073 \$0.74 \$183,600
Butts	10 6,500 \$0.80 \$52,000	0 0 \$0.00 \$0	0 0 \$0.00 \$0	10 6,500 \$0.80 \$52,000
Calhoun	0 0 \$0.00 \$0	0 0 \$0.00 \$0	205 7,500 \$0.65 \$999,375	205 7,500 \$0.65 \$999,375
Camden	0 0 \$0.00 \$0	4 5,500 \$0.80 \$17,600	0 0 \$0.00 \$0	4 5,500 \$0.80 \$17,600
Carroll	0 0 \$0.00 \$0	10 6,420 \$0.80 \$51,360	0 0 \$0.00 \$0	10 6,420 \$0.80 \$51,360
Catoosa	0 0 \$0.00 \$0	0 0 \$0.00 \$0	2 3,000 \$0.65 \$3,900	2 3,000 \$0.65 \$3,900
Charlton	0 0 \$0.00 \$0	0 0 \$0.00 \$0	10 6,000 \$0.65 \$39,000	10 6,000 \$0.65 \$39,000

Acres
Yield (pounds)
Price/Pound
Value

Grapes

	Table	U-Pick	Wine/Juice	Total
Clarke	0 0 \$0.00 \$0	0 0 \$0.00 \$0	2 3,000 \$0.65 \$2,925	2 3,000 \$0.65 \$2,925
Coffee	100 10,000 \$0.80 \$800,000	3 3,000 \$0.80 \$7,200	0 0 \$0.00 \$0	103 9,796 \$0.80 \$807,200
Cook	10 5,000 \$0.80 \$40,000	0 0 \$0.00 \$0	0 0 \$0.00 \$0	10 5,000 \$0.80 \$40,000
Coweta	0 0 \$0.00 \$0	10 5,280 \$0.80 \$42,240	0 0 \$0.00 \$0	10 5,280 \$0.80 \$42,240
Dougherty	1 750 \$0.80 \$600	0 0 \$0.00 \$0	0 0 \$0.00 \$0	1 750 \$0.80 \$600
Emanuel	0 0 \$0.00 \$0	22 5,300 \$0.80 \$93,280	0 0 \$0.00 \$0	22 5,300 \$0.80 \$93,280
Fannin	0 0 \$0.00 \$0	0 0 \$0.00 \$0	4 5,500 \$0.65 \$14,300	4 5,500 \$0.65 \$14,300
Fayette	0 0 \$0.00 \$0	14 5,500 \$0.80 \$61,600	0 0 \$0.00 \$0	14 5,500 \$0.80 \$61,600
Floyd	0 0 \$0.00 \$0	4 6,000 \$0.80 \$19,200	1 6,000 \$0.65 \$3,900	5 6,000 \$0.77 \$23,100
Fulton	0 0 \$0.00 \$0	22 4,500 \$0.80 \$79,200	0 0 \$0.00 \$0	22 4,500 \$0.80 \$79,200
Gilmer	0 0 \$0.00 \$0	0 0 \$0.00 \$0	2 2,000 \$0.65 \$2,600	2 2,000 \$0.65 \$2,600
Gordon	0 0 \$0.00 \$0	0 0 \$0.00 \$0	1 6,120 \$0.65 \$3,978	1 6,120 \$0.65 \$3,978

Acres
Yield (pounds)
Price/Pound
Value

Grapes

	Table	U-Pick	Wine/Juice	Total
Grady	0 0 \$0.00 \$0	7 5,800 \$0.80 \$32,480	5 5,800 \$0.65 \$18,850	12 5,800 \$0.74 \$51,330
Habersham	40 5,000 \$0.80 \$160,000	0 0 \$0.00 \$0	52 8,000 \$0.65 \$270,400	92 6,696 \$0.72 \$430,400
Hall	30 6,000 \$1.25 \$225,000	0 0 \$0.00 \$0	0 0 \$0.00 \$0	30 6,000 \$1.25 \$225,000
Hancock	0 0 \$0.00 \$0	40 4,500 \$0.80 \$144,000	40 2,600 \$0.65 \$67,600	80 3,550 \$0.73 \$211,600
Hart	2 600 \$0.80 \$960	0 0 \$0.00 \$0	0 0 \$0.00 \$0	2 600 \$0.80 \$960
Henry	0 0 \$0.00 \$0	4 2,500 \$0.80 \$8,000	0 0 \$0.00 \$0	4 2,500 \$0.80 \$8,000
Irwin	430 6,420 \$0.80 \$2,208,480	0 0 \$0.00 \$0	100 6,420 \$0.65 \$417,300	530 6,420 \$0.77 \$2,625,780
Jasper	0 0 \$0.00 \$0	10 6,000 \$0.80 \$48,000	0 0 \$0.00 \$0	10 6,000 \$0.80 \$48,000
Jefferson	0 0 \$0.00 \$0	2 3,100 \$0.80 \$4,216	0 0 \$0.00 \$0	2 3,100 \$0.80 \$4,216
Lamar	3 4,500 \$0.80 \$10,800	5 4,500 \$0.80 \$18,000	0 0 \$0.00 \$0	8 4,500 \$0.80 \$28,800
Liberty	0 0 \$0.00 \$0	1 3,000 \$0.80 \$1,200	0 0 \$0.00 \$0	1 3,000 \$0.80 \$1,200
Long	0 0 \$0.00 \$0	3 4,000 \$0.80 \$9,600	0 0 \$0.00 \$0	3 4,000 \$0.80 \$9,600

Acres
Yield (pounds)
Price/Pound
Value

Grapes

	Table	U-Pick	Wine/Juice	Total
Lowndes	35 13,000 \$1.28 \$582,400	10 14,000 \$1.00 \$140,000	10 8,000 \$0.65 \$52,000	55 12,273 \$1.11 \$774,400
Lumpkin	0 0 \$0.00 \$0	0 0 \$0.00 \$0	58 7,000 \$0.65 \$263,900	58 7,000 \$0.65 \$263,900
Madison	0 0 \$0.00 \$0	5 6,000 \$0.80 \$24,000	16 5,690 \$0.65 \$59,176	21 5,764 \$0.69 \$83,176
Monroe	0 0 \$0.00 \$0	4 4,500 \$0.80 \$14,400	0 0 \$0.00 \$0	4 4,500 \$0.80 \$14,400
Newton	0 0 \$0.00 \$0	2 6,420 \$0.80 \$10,272	3 6,420 \$0.65 \$12,519	5 6,420 \$0.71 \$22,791
Oconee	1 6,000 \$0.80 \$5,760	0 0 \$0.00 \$0	0 0 \$0.00 \$0	1 6,000 \$0.80 \$5,760
Oglethorpe	0 0 \$0.00 \$0	8 2,800 \$0.80 \$17,920	0 0 \$0.00 \$0	8 2,800 \$0.80 \$17,920
Paulding	0 0 \$0.00 \$0	8 3,600 \$0.80 \$23,040	0 0 \$0.00 \$0	8 3,600 \$0.80 \$23,040
Pierce	0 0 \$0.00 \$0	2 5,000 \$0.80 \$8,000	0 0 \$0.00 \$0	2 5,000 \$0.80 \$8,000
Pike	7 4,500 \$0.80 \$25,200	4 4,500 \$0.65 \$11,700	0 0 \$0.00 \$0	11 4,500 \$0.75 \$36,900
Rabun	0 0 \$0.00 \$0	0 0 \$0.00 \$0	37 7,000 \$0.65 \$168,350	37 7,000 \$0.65 \$168,350
Screven	300 6,420 \$0.80 \$1,540,800	150 6,420 \$0.80 \$770,400	150 6,420 \$0.65 \$625,950	600 6,420 \$0.76 \$2,937,150

Acres
Yield (pounds)
Price/Pound
Value

Grapes

	Table	U-Pick	Wine/Juice	Total
Seminole	0 0 \$0.00 \$0	2 3,000 \$0.80 \$4,800	0 0 \$0.00 \$0	2 3,000 \$0.80 \$4,800
Stephens	0 0 \$0.00 \$0	1 2,800 \$0.80 \$1,120	0 0 \$0.00 \$0	1 2,800 \$0.80 \$1,120
Tattnall	0 0 \$0.00 \$0	2 4,000 \$0.80 \$6,400	3 6,000 \$0.65 \$11,700	5 5,200 \$0.71 \$18,100
Taylor	0 0 \$0.00 \$0	2 3,500 \$0.80 \$5,600	0 0 \$0.00 \$0	2 3,500 \$0.80 \$5,600
Thomas	4 6,200 \$0.80 \$19,840	0 0 \$0.00 \$0	12 6,100 \$0.65 \$47,580	16 6,125 \$0.69 \$67,420
Toombs	0 0 \$0.00 \$0	5 3,000 \$0.80 \$12,000	0 0 \$0.00 \$0	5 3,000 \$0.80 \$12,000
Towns	0 0 \$0.00 \$0	0 0 \$0.00 \$0	17 20,000 \$0.65 \$221,000	17 20,000 \$0.65 \$221,000
Treutlen	0 0 \$0.00 \$0	8 4,000 \$0.80 \$25,600	0 0 \$0.00 \$0	8 4,000 \$0.80 \$25,600
Union	2 6,400 \$0.80 \$10,240	0 0 \$0.00 \$0	0 0 \$0.00 \$0	2 6,400 \$0.80 \$10,240
Walker	0 0 \$0.00 \$0	0 0 \$0.00 \$0	20 3,500 \$0.65 \$45,500	20 3,500 \$0.65 \$45,500
Washington	0 0 \$0.00 \$0	2 5,000 \$0.80 \$8,000	0 0 \$0.00 \$0	2 5,000 \$0.80 \$8,000
Wayne	8 1,200 \$0.80 \$7,680	0 0 \$0.00 \$0	0 0 \$0.00 \$0	8 1,200 \$0.80 \$7,680

Acres
Yield (pounds)
Price/Pound
Value

Grapes

	Table	U-Pick	Wine/Juice	Total
White	0 0 \$0.00 \$0	0 0 \$0.00 \$0	60 5,000 \$0.65 \$195,000	60 5,000 \$0.65 \$195,000
Worth	0 0 \$0.00 \$0	3 6,500 \$0.80 \$15,600	0 0 \$0.00 \$0	3 6,500 \$0.80 \$15,600
Georgia Total	988 6,843 \$0.83 \$5,708,960	596 4,034 \$0.80 \$1,947,548	881 6,418 \$0.65 \$3,672,903	2,464 6,012 \$0.76 \$11,329,411

Acres
Yield (pounds)
Price/Pound
Value

Peaches

	Commercial	U-Pick	Total
Atkinson	0 0 \$0.00 \$0	4 6,100 \$0.74 \$18,056	4 6,100 \$0.74 \$18,056
Brooks	990 1,400 \$0.74 \$1,025,640	0 0 \$0.00 \$0	990 1,400 \$0.74 \$1,025,640
Bulloch	0 0 \$0.00 \$0	20 4,000 \$1.00 \$80,000	20 4,000 \$1.00 \$80,000
Clarke	4 150 \$0.74 \$444	0 0 \$0.00 \$0	4 150 \$0.74 \$444
Coffee	5 2,200 \$0.74 \$8,140	0 0 \$0.00 \$0	5 2,200 \$0.74 \$8,140
Colquitt	0 0 \$0.00 \$0	1 10,025 \$0.68 \$6,817	1 10,025 \$0.68 \$6,817
Coweta	0 0 \$0.00 \$0	2 2,160 \$0.75 \$3,240	2 2,160 \$0.75 \$3,240
Crawford	1,261 9,000 \$0.74 \$8,398,260	0 0 \$0.00 \$0	1,261 9,000 \$0.74 \$8,398,260
Decatur	0 0 \$0.00 \$0	23 700 \$0.25 \$4,043	23 700 \$0.25 \$4,043
Dodge	0 0 \$0.00 \$0	80 5,000 \$1.00 \$400,000	80 5,000 \$1.00 \$400,000
Dooly	79 7,000 \$0.74 \$409,220	0 0 \$0.00 \$0	79 7,000 \$0.74 \$409,220
Dougherty	1 2,000 \$0.74 \$740	0 0 \$0.00 \$0	1 2,000 \$0.74 \$740

Acres
Yield (pounds)
Price/Pound
Value

Peaches

	Commercial	U-Pick	Total
Fannin	15 6,250 \$0.74 \$69,375	5 6,250 \$1.00 \$31,250	20 6,250 \$0.81 \$100,625
Fayette	0 0 \$0.00 \$0	2 6,800 \$0.50 \$6,800	2 6,800 \$0.50 \$6,800
Franklin	15 2,000 \$0.74 \$22,200	0 0 \$0.00 \$0	15 2,000 \$0.74 \$22,200
Gilmer	30 6,100 \$0.74 \$135,420	0 0 \$0.00 \$0	30 6,100 \$0.74 \$135,420
Habersham	50 2,160 \$0.74 \$79,920	50 7,000 \$1.00 \$350,000	100 4,580 \$0.87 \$429,920
Hall	70 6,500 \$1.25 \$568,750	0 0 \$0.00 \$0	70 6,500 \$1.25 \$568,750
Hancock	25 600 \$0.74 \$11,100	0 0 \$0.00 \$0	25 600 \$0.74 \$11,100
Haralson	1 6,000 \$2.00 \$12,000	0 0 \$0.00 \$0	1 6,000 \$2.00 \$12,000
Hart	28 7,440 \$0.74 \$154,157	0 0 \$0.00 \$0	28 7,440 \$0.74 \$154,157
Henry	0 0 \$0.00 \$0	100 4,500 \$3.00 \$1,350,000	100 4,500 \$3.00 \$1,350,000
Irwin	2 6,100 \$0.74 \$9,028	0 0 \$0.00 \$0	2 6,100 \$0.74 \$9,028
Lincoln	0 0 \$0.00 \$0	15 50 \$2.00 \$1,500	15 50 \$2.00 \$1,500

Acres
Yield (pounds)
Price/Pound
Value

Peaches

	Commercial	U-Pick	Total
Long	0 0 \$0.00 \$0	1 350 \$0.74 \$259	1 350 \$0.74 \$259
Macon	2,020 9,500 \$0.74 \$14,200,600	0 0 \$0.00 \$0	2,020 9,500 \$0.74 \$14,200,600
Madison	8 5,900 \$0.74 \$34,928	5 5,600 \$1.00 \$28,000	13 5,785 \$0.84 \$62,928
Meriwether	860 8,000 \$0.74 \$5,091,200	200 7,000 \$0.35 \$490,000	1,060 7,811 \$0.67 \$5,581,200
Mitchell	7 8,400 \$0.74 \$43,512	0 0 \$0.00 \$0	7 8,400 \$0.74 \$43,512
Monroe	246 5,800 \$0.74 \$1,055,832	0 0 \$0.00 \$0	246 5,800 \$0.74 \$1,055,832
Morgan	12 2,700 \$0.60 \$19,440	0 0 \$0.00 \$0	12 2,700 \$0.60 \$19,440
Oconee	0 0 \$0.00 \$0	120 4,500 \$0.80 \$432,000	120 4,500 \$0.80 \$432,000
Paulding	0 0 \$0.00 \$0	7 2,500 \$0.25 \$4,375	7 2,500 \$0.25 \$4,375
Peach	2,700 9,500 \$0.74 \$18,981,000	1 5,000 \$1.25 \$6,250	2,701 9,498 \$0.74 \$18,987,250
Pierce	50 150 \$0.74 \$5,550	0 0 \$0.00 \$0	50 150 \$0.74 \$5,550
Pike	70 3,500 \$0.74 \$181,300	30 3,500 \$0.74 \$77,700	100 3,500 \$0.74 \$259,000

Acres
Yield (pounds)
Price/Pound
Value

Peaches

	Commercial	U-Pick	Total
Seminole	28 7,000 \$0.74 \$145,040	5 5,000 \$0.40 \$10,000	33 6,697 \$0.69 \$155,040
Stephens	0 0 \$0.00 \$0	1 4,500 \$0.74 \$1,665	1 4,500 \$0.74 \$1,665
Sumter	7 4,500 \$0.74 \$22,644	0 0 \$0.00 \$0	7 4,500 \$0.74 \$22,644
Talbot	1 4,500 \$0.74 \$3,330	0 0 \$0.00 \$0	1 4,500 \$0.74 \$3,330
Tattnall	0 0 \$0.00 \$0	30 4,500 \$0.50 \$67,500	30 4,500 \$0.50 \$67,500
Taylor	900 8,000 \$0.75 \$5,400,000	0 0 \$0.00 \$0	900 8,000 \$0.75 \$5,400,000
Terrell	5 300 \$0.74 \$1,110	0 0 \$0.00 \$0	5 300 \$0.74 \$1,110
Tift	0 0 \$0.00 \$0	5 4,000 \$0.70 \$14,000	5 4,000 \$0.70 \$14,000
Upson	2 6,100 \$0.74 \$9,028	0 0 \$0.00 \$0	2 6,100 \$0.74 \$9,028
Washington	0 0 \$0.00 \$0	3 5,000 \$0.75 \$11,250	3 5,000 \$0.75 \$11,250
Wilcox	0 0 \$0.00 \$0	11 5,500 \$0.74 \$44,770	11 5,500 \$0.74 \$44,770
Georgia Total	9,491 7,944 \$0.74 \$56,098,908	721 5,182 \$1.01 \$3,439,475	10,212 7,749 \$0.76 \$59,538,382

Acres
Yield (pounds)
Price/Pound
Value

Pecans	Total
Appling	904 800 \$1.34 \$969,088
Atkinson	209 750 \$1.34 \$210,045
Bacon	250 625 \$1.34 \$209,375
Baker	500 500 \$1.34 \$335,000
Baldwin	95 200 \$1.34 \$25,460
Barrow	12 300 \$1.75 \$6,300
Ben Hill	2,000 1,050 \$1.34 \$2,814,000
Berrien	2,600 720 \$1.34 \$2,508,480
Bibb	115 650 \$1.34 \$100,165
Brantley	300 150 \$1.34 \$60,300
Brooks	2,000 900 \$1.34 \$2,412,000
Bryan	25 900 \$1.34 \$30,150

Acres
Yield (pounds)
Price/Pound
Value

Pecans

	Total
Bulloch	2,800 1,200 \$1.34 \$4,502,400
Burke	3,700 500 \$1.34 \$2,479,000
Butts	50 1,500 \$1.34 \$100,500
Calhoun	3,603 900 \$1.34 \$4,345,218
Candler	1,900 1,000 \$1.34 \$2,546,000
Charlton	50 450 \$1.34 \$30,150
Chatham	50 1,200 \$1.34 \$80,400
Chattooga	100 500 \$1.34 \$67,000
Clay	45 300 \$1.34 \$18,090
Coffee	138 600 \$1.34 \$110,952
Colquitt	789 1,200 \$1.34 \$1,268,712
Cook	1,038 725 \$1.34 \$1,008,417

Acres
Yield (pounds)
Price/Pound
Value

Pecans		Total	
Coweta		20 75 \$1.34 \$2,010	Acres Yield (pounds) Price/Pound Value
Crawford		1,885 750 \$1.34 \$1,894,425	
Crisp		3,520 750 \$1.34 \$3,537,600	
Decatur		1,174 2,000 \$1.44 \$3,379,968	
Dodge		750 1,000 \$1.34 \$1,005,000	
Dooly		3,273 450 \$1.34 \$1,973,619	
Dougherty		15,700 1,050 \$1.34 \$22,089,900	
Early		426 375 \$1.34 \$214,065	
Effingham		200 1,200 \$1.34 \$321,600	
Elbert		100 200 \$1.34 \$26,800	
Emanuel		619 525 \$1.34 \$435,467	
Evans		725 900 \$1.34 \$874,350	

Pecans	Total	
Fayette	1 220 \$1.34 \$295	Acres Yield (pounds) Price/Pound Value
Franklin	20 70 \$1.34 \$1,876	
Glascock	40 180 \$1.34 \$9,648	
Grady	2,935 850 \$1.34 \$3,342,965	
Hancock	500 500 \$1.34 \$335,000	
Haralson	15 150 \$1.34 \$3,015	
Harris	150 300 \$1.34 \$60,300	
Hart	155 800 \$1.34 \$166,160	
Houston	3,746 420 \$1.34 \$2,108,249	
Irwin	1,400 600 \$1.34 \$1,125,600	
Jasper	80 500 \$1.34 \$53,600	
Jeff Davis	35 1,000 \$1.34 \$46,900	

Pecans

	Total	
Jefferson	1,280 710 \$1.50 \$1,363,200	Acres Yield (pounds) Price/Pound Value
Jenkins	450 750 \$1.34 \$452,250	
Lamar	114 700 \$1.34 \$106,932	
Lanier	1,501 900 \$1.34 \$1,810,206	
Laurens	469 300 \$1.34 \$188,538	
Lee	9,000 900 \$1.34 \$10,854,000	
Lincoln	50 750 \$1.34 \$50,250	
Long	42 1,200 \$1.34 \$67,536	
Lowndes	4,000 1,100 \$1.74 \$7,656,000	
Macon	5,637 750 \$1.34 \$5,665,185	
Madison	60 2,800 \$1.34 \$225,120	
McDuffie	80 600 \$1.34 \$64,320	

Pecans

	Total
Meriwether	200 320 \$1.34 \$85,760
Miller	282 800 \$1.34 \$302,304
Mitchell	14,360 1,150 \$1.34 \$22,128,760
Monroe	42 1,300 \$1.34 \$73,164
Montgomery	894 921 \$1.34 \$1,103,198
Morgan	230 440 \$1.04 \$105,248
Newton	75 350 \$1.34 \$35,175
Oconee	25 500 \$1.34 \$16,750
Paulding	6 1,200 \$1.34 \$9,648
Peach	7,800 900 \$1.34 \$9,406,800
Pierce	1,321 585 \$1.34 \$1,035,532
Pike	110 300 \$1.34 \$44,220

Acres
Yield (pounds)
Price/Pound
Value

Pecans

	Total
Pulaski	1,300 880 \$1.34 \$1,532,960
Putnam	130 230 \$1.34 \$40,066
Quitman	12 400 \$1.34 \$6,432
Randolph	870 750 \$1.34 \$874,350
Richmond	250 1,500 \$1.34 \$502,500
Schley	261 600 \$1.34 \$210,005
Screven	2,100 300 \$1.34 \$844,200
Seminole	1,025 1,050 \$1.34 \$1,442,175
Stephens	3 5,400 \$1.34 \$21,708
Stewart	444 1,000 \$1.34 \$594,960
Sumter	5,400 1,500 \$1.34 \$10,854,000
Talbot	200 1,000 \$1.34 \$268,000

Acres
Yield (pounds)
Price/Pound
Value

Pecans

	Total	
Tattnall	6,000 800 \$1.34 \$6,432,000	Acres Yield (pounds) Price/Pound Value
Taylor	104 350 \$1.34 \$48,776	
Telfair	1,011 250 \$1.34 \$338,685	
Terrell	1,155 600 \$1.34 \$928,620	
Thomas	3,796 500 \$1.34 \$2,543,320	
Tift	800 975 \$1.34 \$1,045,200	
Toombs	900 700 \$1.34 \$844,200	
Treutlen	61 350 \$1.34 \$28,609	
Turner	1,229 800 \$1.34 \$1,317,488	
Twiggs	305 500 \$1.34 \$204,350	
Upson	69 1,000 \$1.34 \$92,460	
Walton	10 2,000 \$1.34 \$26,800	

Pecans	Total	
Ware	1,185 500 \$1.34 \$793,950	Acres Yield (pounds) Price/Pound Value
Warren	340 185 \$1.34 \$84,286	
Washington	2,400 875 \$1.34 \$2,814,000	
Wayne	350 600 \$1.34 \$281,400	
Webster	580 1,000 \$1.34 \$777,200	
Wheeler	785 880 \$1.34 \$925,672	
Wilcox	1,500 450 \$1.10 \$742,500	
Wilkinson	200 1,000 \$1.34 \$268,000	
Worth	862 1,000 \$1.34 \$1,155,080	
Georgia Total	144,407 874 \$1.35 \$170,979,661	

Strawberries

	Commercial	U-Pick	Total
Appling	12 17,000 \$1.42 \$289,680	0 0 \$0.00 \$0	12 17,000 \$1.42 \$289,680
Banks	0 0 \$0.00 \$0	2 8,000 \$1.53 \$24,480	2 8,000 \$1.53 \$24,480
Bibb	0 0 \$0.00 \$0	6 9,000 \$1.53 \$82,620	6 9,000 \$1.53 \$82,620
Bryan	0 0 \$0.00 \$0	2 14,000 \$1.53 \$42,840	2 14,000 \$1.53 \$42,840
Bulloch	0 0 \$0.00 \$0	3 12,000 \$1.53 \$55,080	3 12,000 \$1.53 \$55,080
Butts	0 0 \$0.00 \$0	12 18,500 \$1.53 \$339,660	12 18,500 \$1.53 \$339,660
Camden	0 4,000 \$1.42 \$1,874	1 100 \$1.53 \$153	1 1,068 \$1.50 \$2,027
Candler	4 15,000 \$1.42 \$85,200	2 10,000 \$1.53 \$30,600	6 13,333 \$1.46 \$115,800
Catoosa	1 1,000 \$1.42 \$710	0 0 \$0.00 \$0	1 1,000 \$1.42 \$710
Chatham	0 0 \$0.00 \$0	5 10,500 \$1.53 \$72,293	5 10,500 \$1.53 \$72,293
Chattooga	0 0 \$0.00 \$0	5 400 \$1.53 \$3,060	5 400 \$1.53 \$3,060
Clarke	5 200 \$1.42 \$1,420	0 0 \$0.00 \$0	5 200 \$1.42 \$1,420
Clayton	0 0 \$0.00 \$0	4 510 \$1.53 \$3,121	4 510 \$1.53 \$3,121

Acres
Yield (pounds)
Price/Pound
Value

Strawberries

	Commercial	U-Pick	Total
Cobb	0 0 \$0.00 \$0	1 8,000 \$1.53 \$12,240	1 8,000 \$1.53 \$12,240
Coffee	0 0 \$0.00 \$0	0 15,000 \$1.53 \$5,738	0 15,000 \$1.53 \$5,738
Colquitt	1 14,500 \$1.04 \$19,604	1 9,961 \$1.50 \$10,459	2 12,911 \$1.20 \$30,063
Dodge	0 0 \$0.00 \$0	2 15,000 \$1.53 \$45,900	2 15,000 \$1.53 \$45,900
Effingham	0 0 \$0.00 \$0	2 17,000 \$1.53 \$52,020	2 17,000 \$1.53 \$52,020
Evans	1 15,000 \$1.42 \$21,300	0 0 \$0.00 \$0	1 15,000 \$1.42 \$21,300
Fayette	0 0 \$0.00 \$0	23 3,600 \$1.53 \$126,684	23 3,600 \$1.53 \$126,684
Floyd	0 0 \$0.00 \$0	3 12,080 \$2.00 \$72,480	3 12,080 \$2.00 \$72,480
Franklin	0 0 \$0.00 \$0	2 15,000 \$1.53 \$45,900	2 15,000 \$1.53 \$45,900
Fulton	0 0 \$0.00 \$0	3 15,000 \$1.53 \$68,850	3 15,000 \$1.53 \$68,850
Gilmer	5 17,000 \$1.42 \$120,700	0 0 \$0.00 \$0	5 17,000 \$1.42 \$120,700
Gordon	0 0 \$0.00 \$0	2 13,200 \$1.53 \$30,294	2 13,200 \$1.53 \$30,294
Grady	2 17,000 \$1.42 \$36,210	1 14,500 \$1.53 \$22,185	3 16,000 \$1.46 \$58,395

Acres
Yield (pounds)
Price/Pound
Value

Strawberries

	Commercial	U-Pick	Total
Gwinnett	4 3,980 \$1.42 \$22,606	0 0 \$0.00 \$0	4 3,980 \$1.42 \$22,606
Habersham	0 0 \$0.00 \$0	5 17,000 \$1.53 \$130,050	5 17,000 \$1.53 \$130,050
Hall	6 17,000 \$2.00 \$204,000	0 0 \$0.00 \$0	6 17,000 \$2.00 \$204,000
Hancock	25 500 \$1.42 \$17,750	0 0 \$0.00 \$0	25 500 \$1.42 \$17,750
Harris	0 0 \$0.00 \$0	5 13,000 \$1.53 \$99,450	5 13,000 \$1.53 \$99,450
Henry	0 0 \$0.00 \$0	1 2,500 \$1.53 \$3,825	1 2,500 \$1.53 \$3,825
Irwin	0 0 \$0.00 \$0	1 17,000 \$1.53 \$26,010	1 17,000 \$1.53 \$26,010
Jasper	0 0 \$0.00 \$0	3 800 \$1.53 \$3,672	3 800 \$1.53 \$3,672
Jefferson	0 0 \$0.00 \$0	2 20,150 \$1.53 \$61,659	2 20,150 \$1.53 \$61,659
Lamar	0 0 \$0.00 \$0	2 12,500 \$1.53 \$38,250	2 12,500 \$1.53 \$38,250
Laurens	0 0 \$0.00 \$0	1 15,000 \$1.53 \$22,950	1 15,000 \$1.53 \$22,950
Lowndes	0 0 \$0.00 \$0	4 10,000 \$1.53 \$61,200	4 10,000 \$1.53 \$61,200
Lumpkin	0 0 \$0.00 \$0	7 17,000 \$1.53 \$182,070	7 17,000 \$1.53 \$182,070

Acres
Yield (pounds)
Price/Pound
Value

Strawberries

	Commercial	U-Pick	Total
Macon	0 0 \$0.00 \$0	4 15,000 \$1.53 \$91,800	4 15,000 \$1.53 \$91,800
Meriwether	0 0 \$0.00 \$0	10 1,000 \$1.53 \$15,300	10 1,000 \$1.53 \$15,300
Miller	3 14,000 \$1.42 \$49,700	0 0 \$0.00 \$0	3 14,000 \$1.42 \$49,700
Monroe	0 0 \$0.00 \$0	1 15,000 \$1.53 \$22,950	1 15,000 \$1.53 \$22,950
Newton	0 0 \$0.00 \$0	2 17,000 \$1.60 \$54,400	2 17,000 \$1.60 \$54,400
Oconee	0 0 \$0.00 \$0	6 17,000 \$1.80 \$183,600	6 17,000 \$1.80 \$183,600
Paulding	0 0 \$0.00 \$0	2 800 \$1.53 \$2,448	2 800 \$1.53 \$2,448
Peach	2 12,000 \$1.42 \$25,560	3 12,000 \$1.53 \$55,080	5 12,000 \$1.49 \$80,640
Pickens	1 300 \$1.42 \$213	0 0 \$0.00 \$0	1 300 \$1.42 \$213
Pike	0 0 \$0.00 \$0	2 12,000 \$1.53 \$36,720	2 12,000 \$1.53 \$36,720
Rabun	9 18,000 \$1.42 \$230,040	4 1,400 \$1.53 \$8,568	13 12,892 \$1.45 \$238,608
Rockdale	0 0 \$0.00 \$0	10 18,000 \$1.53 \$275,400	10 18,000 \$1.53 \$275,400
Screven	0 0 \$0.00 \$0	10 17,000 \$1.53 \$260,100	10 17,000 \$1.53 \$260,100

Acres
Yield (pounds)
Price/Pound
Value

Strawberries

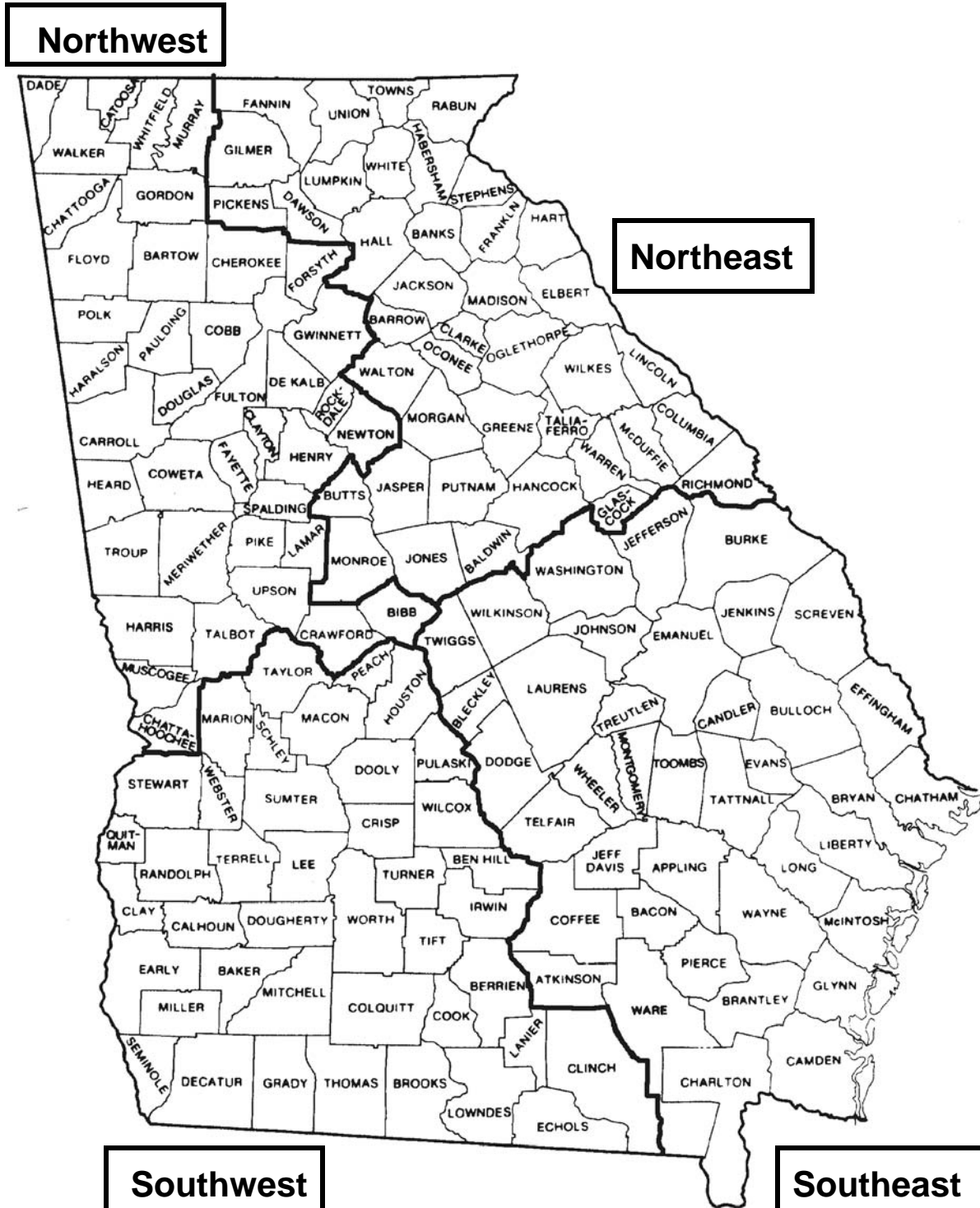
	Commercial	U-Pick	Total
Seminole	3 15,000 \$1.42 \$63,900	0 0 \$0.00 \$0	3 15,000 \$1.42 \$63,900
Talbot	1 15,000 \$1.42 \$21,300	0 0 \$0.00 \$0	1 15,000 \$1.42 \$21,300
Tattnall	0 0 \$0.00 \$0	5 15,000 \$1.53 \$114,750	5 15,000 \$1.53 \$114,750
Taylor	0 0 \$0.00 \$0	4 9,500 \$1.53 \$58,140	4 9,500 \$1.53 \$58,140
Tift	4 15,000 \$1.42 \$85,200	5 15,000 \$1.53 \$114,750	9 15,000 \$1.48 \$199,950
Toombs	0 0 \$0.00 \$0	2 17,000 \$1.53 \$44,217	2 17,000 \$1.53 \$44,217
Turner	0 0 \$0.00 \$0	2 18,000 \$1.53 \$55,080	2 18,000 \$1.53 \$55,080
Walton	0 0 \$0.00 \$0	1 10,000 \$1.53 \$15,300	1 10,000 \$1.53 \$15,300
Ware	1 15,000 \$1.42 \$21,300	1 15,000 \$1.53 \$22,950	2 15,000 \$1.48 \$44,250
Wayne	0 0 \$0.00 \$0	1 12,000 \$1.53 \$18,360	1 12,000 \$1.53 \$18,360
Wilcox	0 0 \$0.00 \$0	7 18,000 \$1.75 \$220,500	7 18,000 \$1.75 \$220,500
Worth	0 0 \$0.00 \$0	6 17,000 \$1.53 \$156,060	6 17,000 \$1.53 \$156,060
Georgia Total	88 10,118 \$1.45 \$1,318,268	200 11,549 \$1.55 \$3,602,265	288 11,111 \$1.52 \$4,920,533

Acres
Yield (pounds)
Price/Pound
Value

Other	Asian pears	Blueberry plants	Cherries	Figs	Nectarines	
Crawford					5	Acres Value
					\$12,500	
Clinch		35				
		\$437,500				
Fannin			2			
			\$12,000			
Lanier		5				
		\$62,500				
Pierce	23.7					
	\$4,029					
Rockdale				1		
				\$200		
Georgia Total	23.7	40	2	1	5	
	\$4,029	\$500,000	\$12,000	\$200	\$12,500	

	Pears	Pecan Nursery	Plums	Misc.	Total Other Fruits & Nuts	
Berrien				--	--	Acres Value
				\$1,450,000	\$1,450,000	
Candler	2				2	
	\$10,000				\$10,000	
Clinch					35	
					\$437,500	
Crawford			17		22	
			\$68,000		\$80,500	
Fannin					2	
					\$12,000	
Lanier		5			10	
		\$228,000			\$290,500	
Pierce					23.7	
					\$4,029	
Rockdale				2	3	
				\$4,960	\$5,160	
Taylor			7.0		7.0	
			\$60,375		\$60,375	
Toombs	12				12	
	\$54,000				\$54,000	
Georgia Total	14	5	24	2	116.7	
	\$64,000	\$228,000	\$128,375	\$1,454,960	\$2,404,064	

Georgia Cooperative Extension Districts



The Center for Agribusiness and Economic Development is a unit of the College of Agricultural and Environmental Sciences, combining the missions of research and extension.



The Center for Agribusiness and Economic Development

The Center for Agribusiness and Economic Development is a unit of the College of Agricultural and Environmental Sciences of the University of Georgia, combining the missions of research and extension. The Center has among its objectives:

- ▶ To provide feasibility and other short term studies for current or potential Georgia agribusiness firms and/or emerging food and fiber industries.
- ▶ To provide agricultural, natural resource, and demographic data for private and public decision makers.

To find out more, visit our Web site at: <http://www.caed.uga.edu/>

Or contact:

John McKissick, Director
Center for Agribusiness and Economic Development
301 Lumpkin House
The University of Georgia
Athens, Georgia 30602-7509
Phone (706)542-0760
caed@uga.edu

The University of Georgia and Fort Valley State University, and the U.S. Department of Agriculture and counties of the state cooperating. Cooperative Extension offers educational programs, assistance and materials to all people without regard to race, color, national origin, age, gender or disability.

An equal opportunity/affirmative action organization committed to a diverse work force.

Annual Report

AR 10-04

June, 2010

Issued in furtherance of Cooperation Extension Acts of May 8 and June 30, 1914, the University of Georgia College of Agricultural and Environmental Sciences, and the U.S. Department of Agriculture cooperating.

J. Scott Angle
Dean and Director