

# The Economic Importance of Food and Fiber

---

**A Spotlight on Brantley County, Georgia**

Prepared for:  
**Brantley County Cooperative Extension**  
July, 2006

by:  
**The Center for Agribusiness and Economic Development  
College of Agricultural and Environmental Sciences  
The University of Georgia**

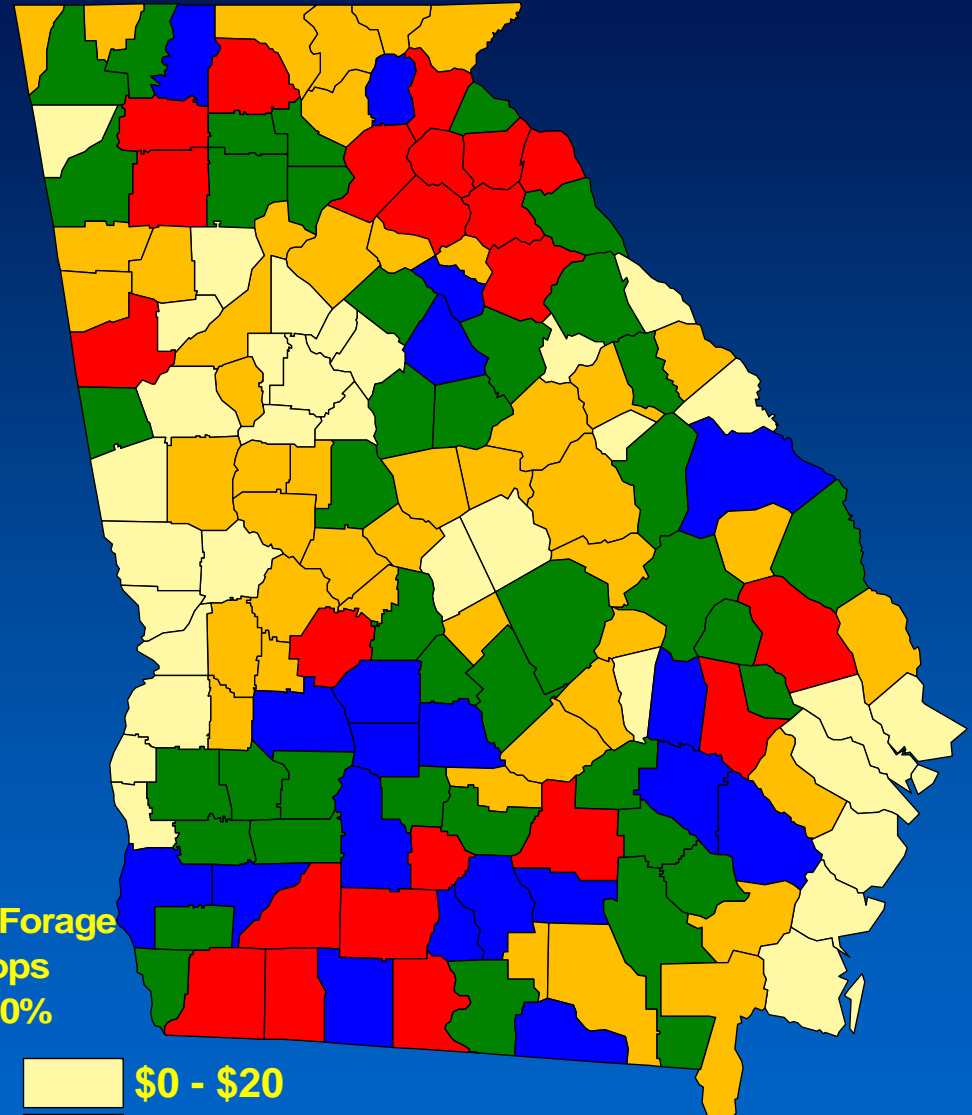
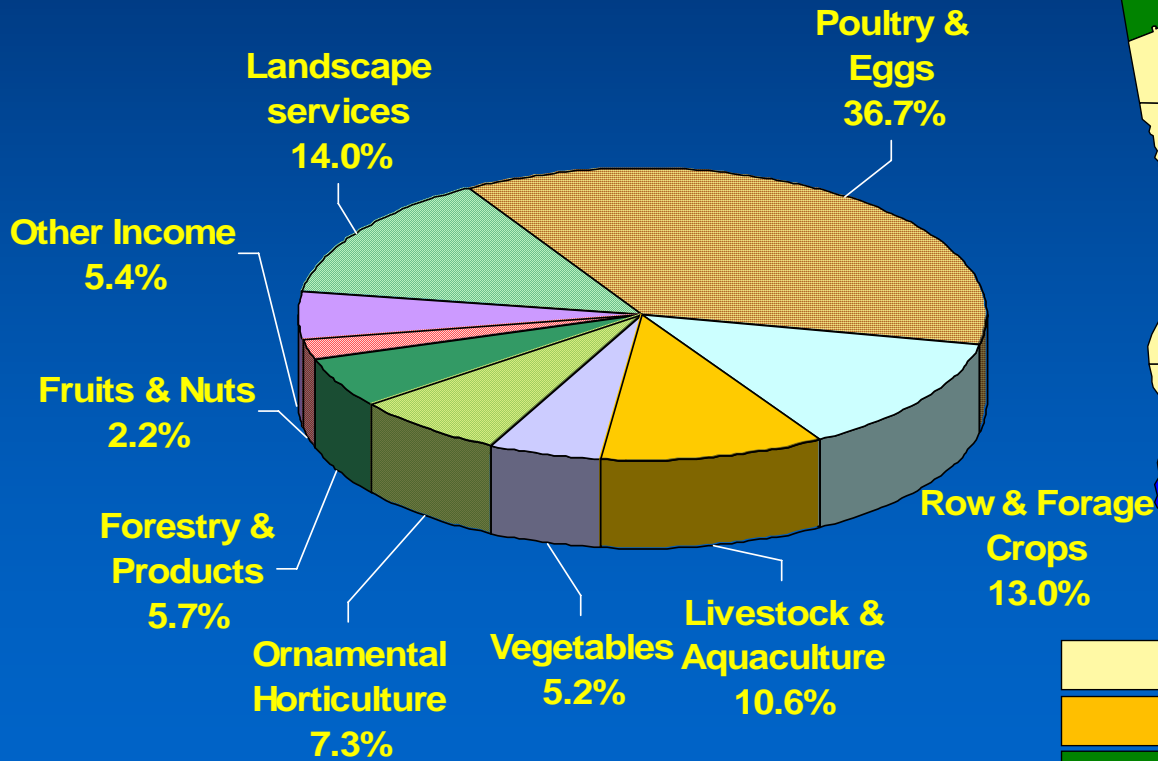
# Agriculture in Georgia

---

- Georgia's 2005 Farm Gate Value was \$10.6 billion. Adding the value of landscape services increased the total agricultural production value to \$12.3 billion.
- Total food and fiber production and directly related businesses account for a \$52.7 billion *output impact* on Georgia's \$614 billion economy.

# Production Agriculture: 2005

Georgia Total  
Agricultural  
Production Value  
\$12.3 Billion



2005 Farm Gate Value by County in Millions of Dollars

# What We Know about Brantley County

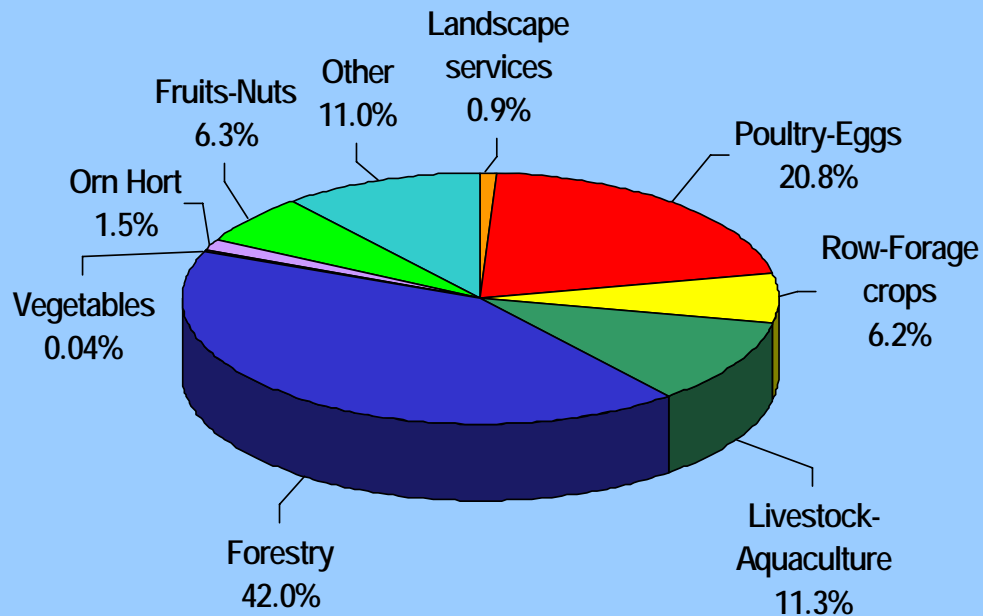
---

- 2005 Farm Gate Value in Brantley Co. was \$25.3 million. Adding \$232 thousand of landscape services increased the total agricultural production value to \$25.5 million.
- The highest value commodity group was Forestry, representing 42% of the total agricultural production value.

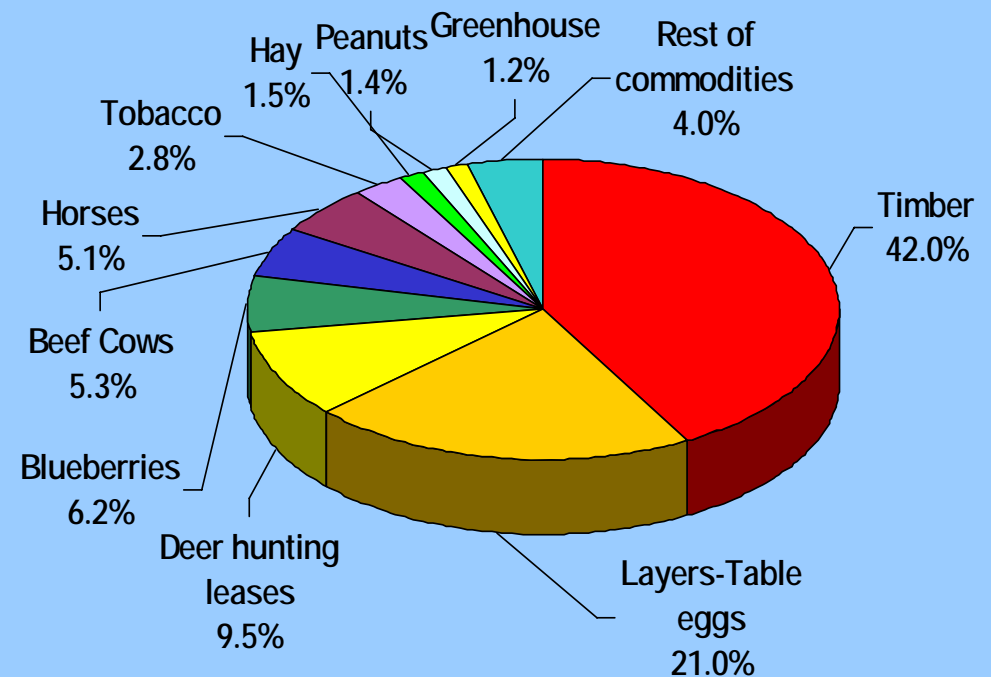
# Brantley County

## 2005 Agricultural Production Value

### 2005 Agricultural Production



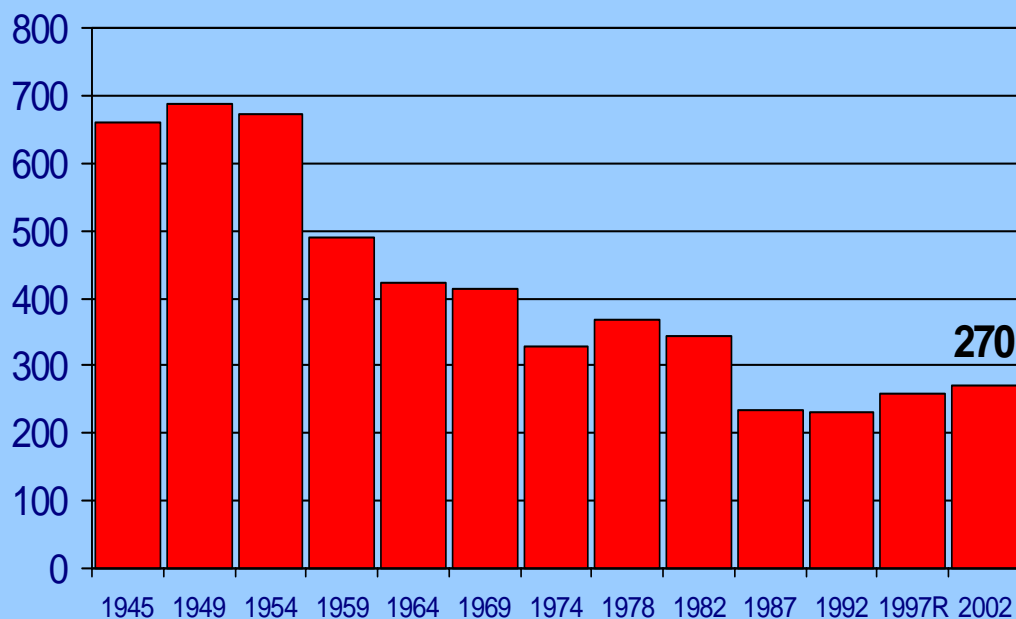
### 2005 Top Farm Gate Commodities



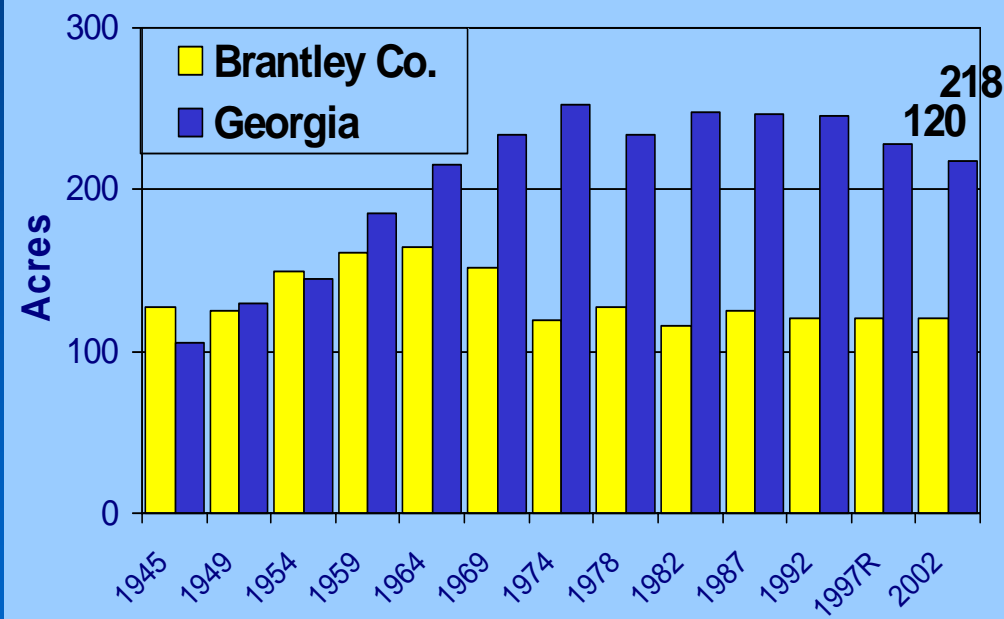
**Total AG Value = \$25.5 million**

# Trends in Brantley County: Number of Farms & Average Farm Size

Number of Farms, Brantley County

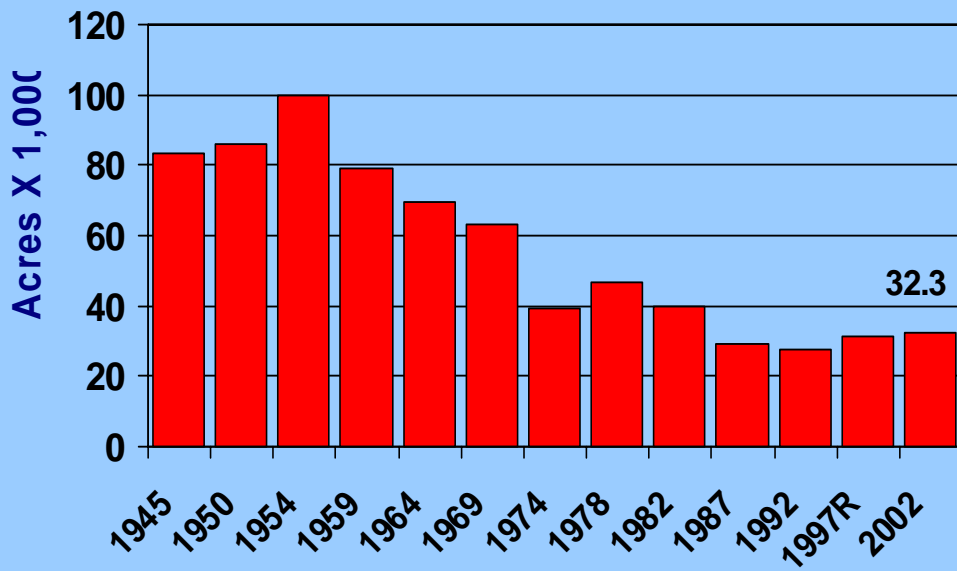


Average Farm Size

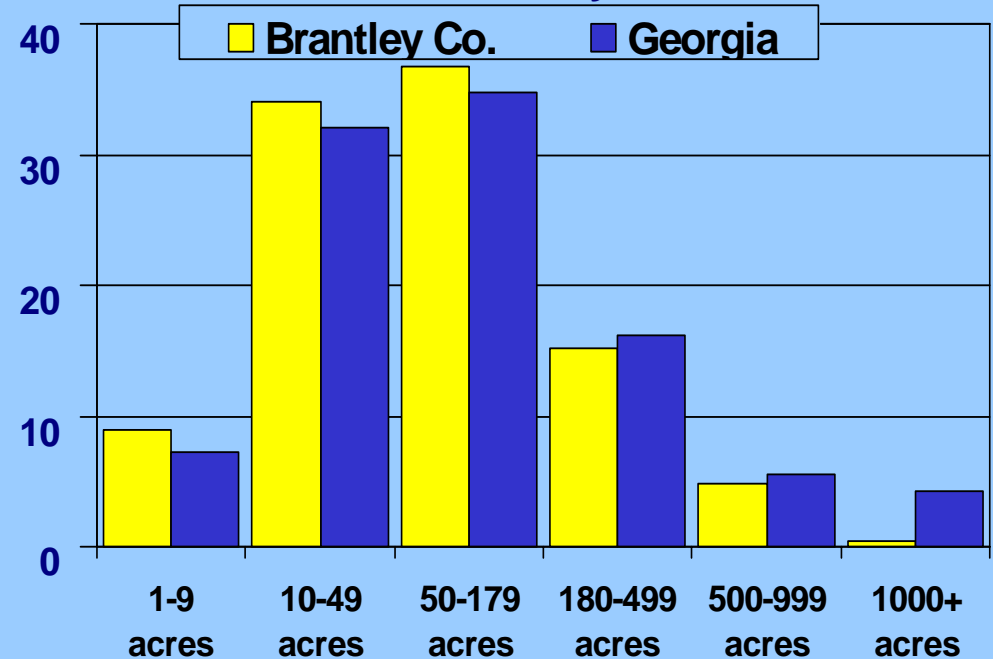


# Trends in Brantley County: Land in Farms & Farms by Size

Land in Farms  
Brantley County

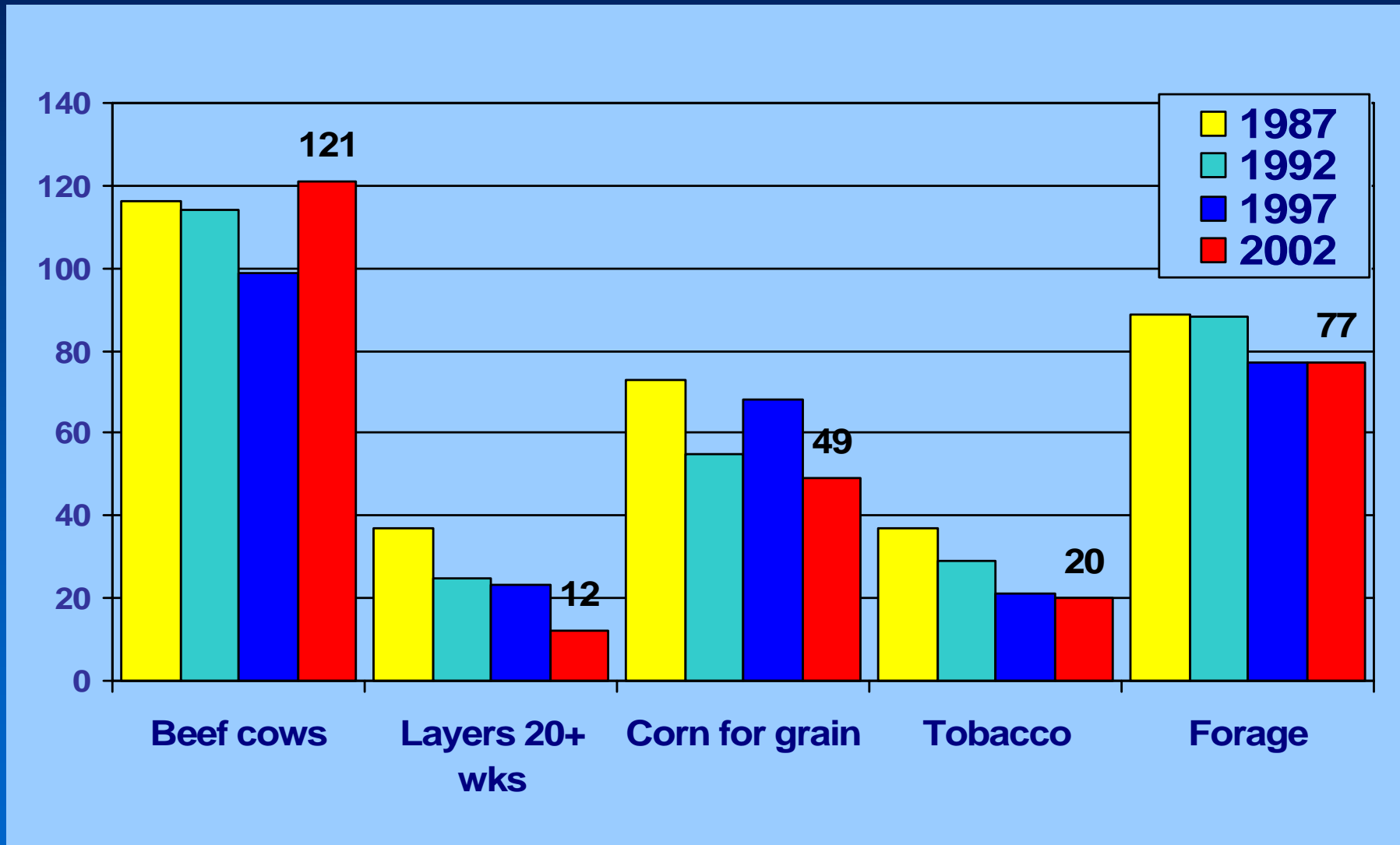


Percent of Farms by Size, 2002



# Trends in Brantley County

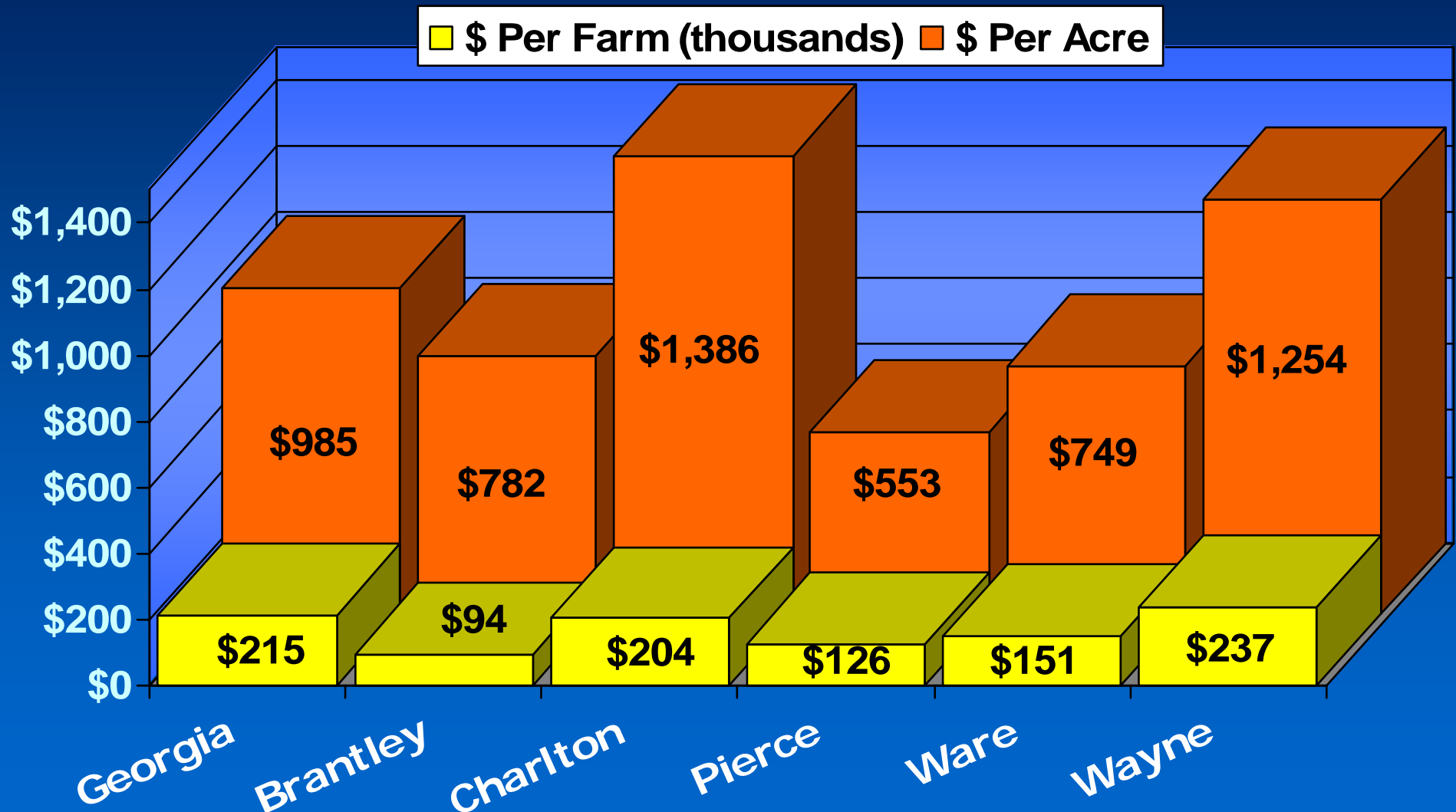
## Number of Farms by Commodity



Source: 1987-2002 (quinquennial) Censuses of Agriculture

# How Do We Compare ?

## Georgia, Brantley and Surrounding Counties Farm Gate Value



# What We Did

---

- The Center for Agribusiness and Economic Development performed an analysis of the county's economy, focusing on the role of food and fiber.



# What We Asked

## County Economy Modeled

---

- How much of the county's total current economic output comes from food and fiber production and directly related processing? (A Snapshot of the Economy)
- What is the total (direct and indirect) *Impact* of food and fiber production and directly related industries?

# Brantley County Economy

## Agriculture *OUTPUT*

	Output in \$ Millions	Percent
Agriculture	25.516	9.1
Mining	4.624	1.7
Construction	42.223	15.1
Manufacturing	56.530	20.2
Trans-Utilities-Info	46.748	16.7
Trade	19.261	6.9
Finance-Ins-RE	4.252	1.5
Services	18.301	6.5
Government	62.071	22.2

Total County Economic Output = \$279.5 million

# Brantley County Economy

## Agriculture + Directly Related Businesses *OUTPUT*

	Output in \$ Millions	Percent
<i>Agriculture + Direct</i>	64.143	22.9
Mining	4.624	1.7
Construction	42.223	15.1
Manufacturing	17.903	6.4
Trans-Utilities-Info	46.748	16.7
Trade	19.261	6.9
Finance-Ins-RE	4.252	1.5
Services	18.301	6.5
Government	62.071	22.2

Total County Economic Output = \$279.5 million

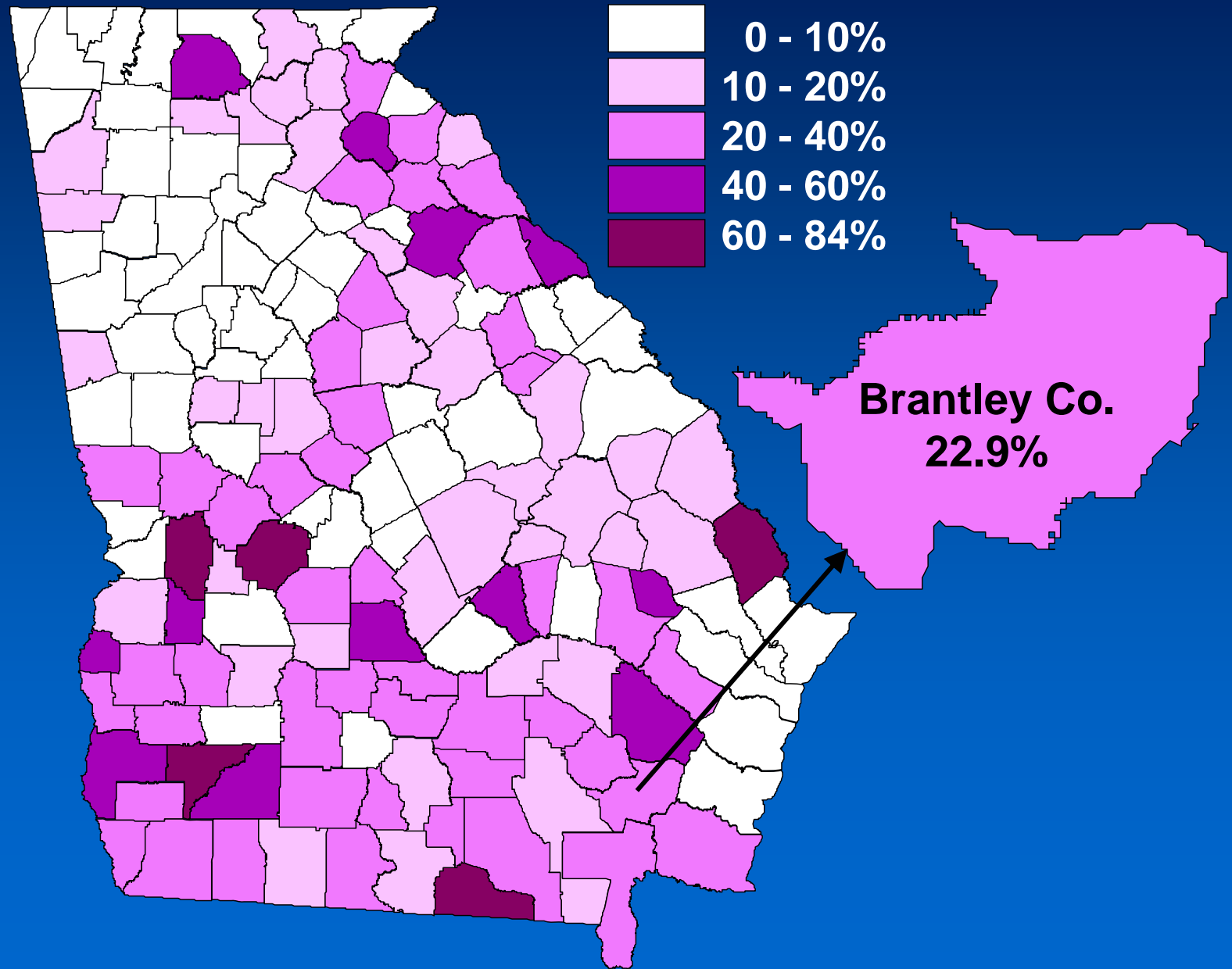
# An Economic Snapshot of Brantley County

---

- How much of Brantley County's total economic output comes from food and fiber production?
- AG value alone of \$25.5 million consisting of Farm Gate Value and landscape services comprises 9.1% of the county's economy.
- AG plus directly related businesses (ex. logging, sawmills, etc.) comprise 22.9% of the county's economy.

# Food and Fiber Production, Processing and Direct Manufacturing as % of Total Output

---



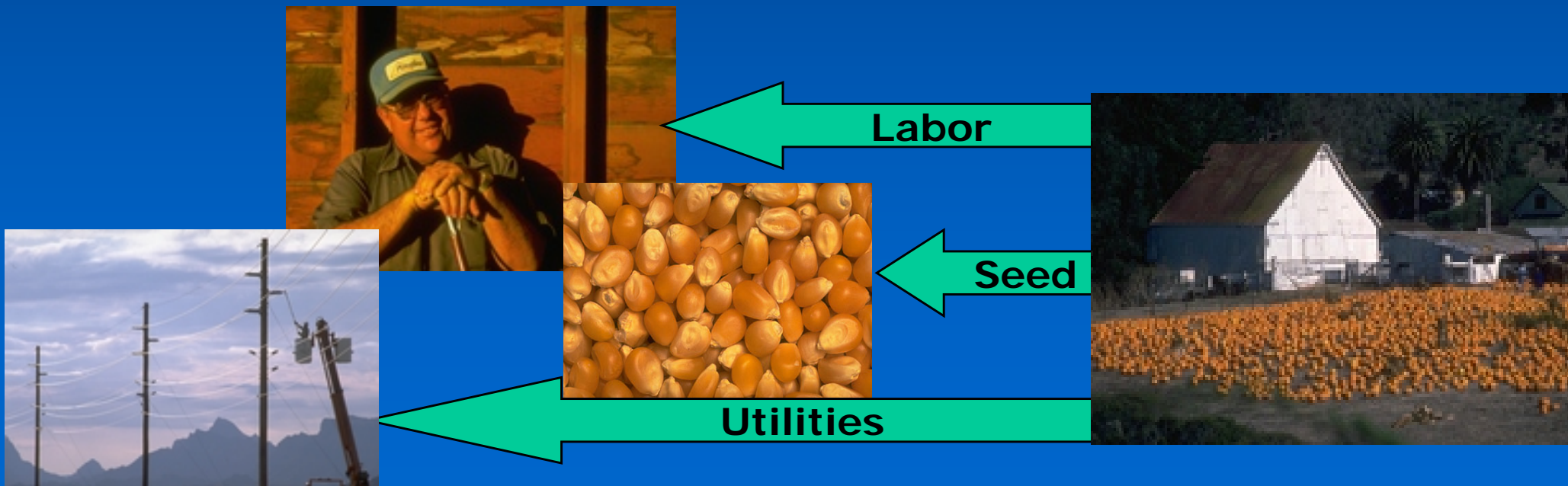
# What is the Impact?

---

- What is the total (direct and indirect) *impact* of food and fiber production and directly related industries?
- This scenario illustrates how other industries are affected by the presence of food and fiber in the county. The indirect impacts measure output created due to food and fiber production and processing in the county.

# What Impact Means: A Brief Explanation

- The *impact* numbers capture the ripple effects that food and fiber create in the county's economy. Many other sectors rely in part on the existence of food and fiber for sales.



# Brantley County

## Agriculture *IMPACT*

	Direct \$ Millions	Indirect \$ Millions
Agriculture	25.516	0
Mining	0	0.081
Construction	0	0.084
Manufacturing	0	0.723
Trans-Utilities-Info	0	0.467
Trade	0	0.074
Finance-Ins-RE	0	0.396
Services	0	0.675
Government	0	0.000
<b>Total</b>	<b>25.516</b>	<b>2.500</b>

Total Impact of Production AG=\$28.016 million--10% of total economy

# Brantley County

## Production Agriculture + Directly Related Businesses *IMPACT*

	Direct \$ Millions	Indirect \$ Millions
Agriculture + Direct	64.143	0
Mining	0	0.000
Construction	0	0.155
Manufacturing	0	1.339
Trans-Utilities-Info	0	2.094
Trade	0	1.400
Finance-Ins-RE	0	0.237
Services	0	1.364
Government	0	1.700
Total	64.143	8.290

Total Impact of AG + Directly Related=\$72.4 million—25.9% of total economy

# Brantley County

## Production Agriculture + Directly Related Industries

### Employment *IMPACT*

	Direct	Indirect
Agriculture + Direct	413	0
Mining	0	0
Construction	0	2
Manufacturing	0	6
Trans-Utilities-Info	0	15
Trade	0	17
Finance-Ins-RE	0	2
Services	0	30
Government	0	3

Total Impact of AG + Directly Related Employment = 487 Jobs

# What These Numbers Mean: A Brief Explanation

---

- *Direct* economic impact is \$64.1 million. This includes food and fiber production, processing and directly related manufacturing.
- *Indirect* economic impact from the Trade sector is \$1.4 million. This captures the effects of farmers (direct source) buying supplies (seed, fertilizer, work boots) from local stores. These stores must increase their output to meet farmer demand.

# What These Numbers Mean:

## A Brief Explanation (continued)

---

- As local stores increase their output, they may demand more stock from local wholesalers (also in the Trade sector). Local wholesalers demand more from local manufacturers, thus increasing activity in the Manufacturing sector.
- Local stores also hire employees to assist farmers. They take home wages and buy groceries at the local store which increases demand there.

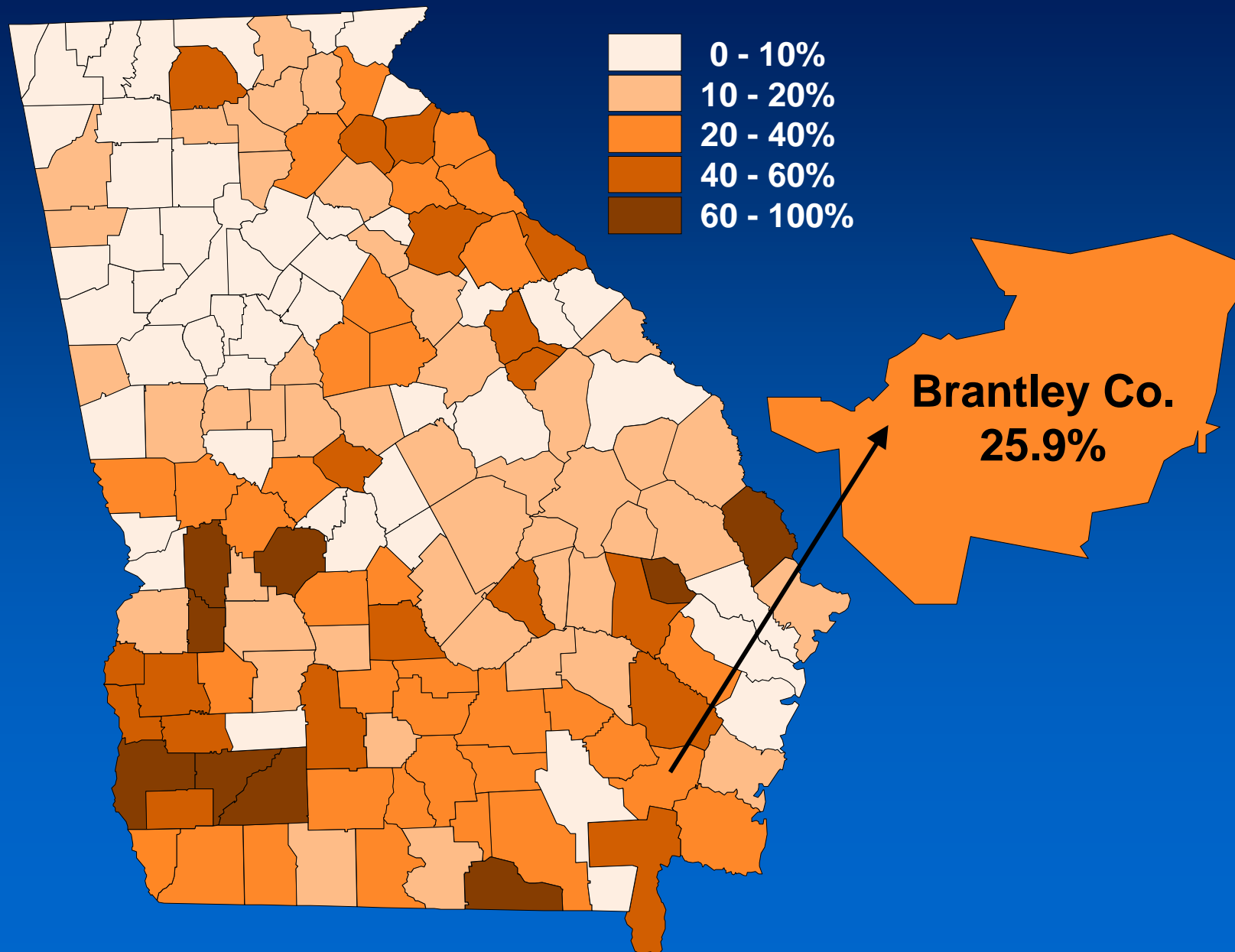
# Brantley County Food and Fiber Impact Conclusions

---

- The total economic *impact* of food and fiber production, processing and direct manufacturing is \$72.4 million.
- The total *output* is \$279.5 million.
- Thus, food and fiber (directly and indirectly) account for 25.9% of the total output.

# Food and Fiber Production, Processing and Direct Manufacturing Impact as % of Total Output

---



# Contact Information

---

Prepared by:

Sue Boatright and Archie Flanders

Center for Agribusiness & Economic Development

*“Adding Value to Georgia's Agricultural Economy  
Through Research and Extension“*

*To learn more about your county, go to:*

*<http://www.caed.uga.edu/>*

*...click on “Georgia Statistics System”*

**Special County Area Report**

**#06\_18A**

**July, 2006**

