

Economic Status & Benefits of the Georgia Forestry and Biomass Industries

May 2003

D. Davis Waters, Kent L. Wolfe, Ph.D., and John C. McKissick, Ph.D.
Graduate Research Assistant, Financial/Marketing Specialist, and Coordinator/Professor

Center for Agribusiness and Economic Development
College of Agricultural and Environmental Sciences
The University of Georgia



Table of Contents

Executive Summary & Introductory Remarks

Section One: Georgia Forestry Industry Groups:

Forest Products Industry Group Profile

Wood Preservation & Sawmills Industry Group Profile

Millwork Industry Group Profile

Wood Kitchen Cabinets Industry Group Profile

Plywood Manufacturing & Veneer Industry Group Profile

Structural & Reconstituted Wood Products Industry Group Profile

Wood Containers Industry Group Profile

Prefabricated Wood Buildings Industry Group Profile

Wood Household Industry Group Profile

Pulp Mills Industry Group Profile

Paper Mills (Non-Paper Building) Industry Group Profile

Paperboard Mills Industry Group Profile

Paperboard Containers & Boxes Industry Group Profile

Stationery Industry Group Profile

Other Converted Papers Industry Group Profile

Wood Office Furniture Industry Group Profile

Section Two: Georgia Biomass

Executive Summary & Introductory Remarks

In Georgia, forestry is a large, complex and multi-faceted economic engine, which contributes to the state economy on several significant and quantifiable levels. The purpose of this analysis is threefold. Firstly, though forestry in Georgia can be defined in a variety of ways, this analysis brings together various forestry-related sectors into a number of "industry groups". These groups are constructed by appropriately bridging NAICS and SIC classification systems. This analysis uses these "industry groups" to report on the current economic status of the Georgia forestry industry.

Table A depicts the level of economic activity with respect to output (sales revenue), employment, and paid income (employee compensation and proprietors income) for each "industry group" included in this study. In 2002, the Wood Preservation and Sawmills Industry Group recorded the largest output at more than \$2.4 billion, while employing nearly 8,000 people in Georgia. However, the Plywood Manufacturing and Veneer Industry Group recorded the largest paid income at more than \$430 million. In terms of all three categories, the smallest group was the Prefabricated Wood Buildings Industry Group.

Table A. Georgia Forestry Industry Activity by Industry Group			
<i>Adjusted to Reflect 2002 Dollars</i>			
	Output	Employment	Paid Income
Forest Products	\$280,514,176	1,939	\$91,527,778
Wood Preservation & Sawmills	\$2,415,111,946	7,908	\$322,090,188.00
Millwork	\$906,239,392	5,174	\$179,049,401
Wood Kitchen Cabinets	\$327,858,816	3,095	\$87,885,502
Plywood Manufacturing & Veneer	\$1,190,493,056	5,892	\$431,151,519
Structural & Reconstituted Wood Products	\$723,217,360	3,540	\$143,920,852
Wood Containers	\$496,730,208	3,353	\$84,763,068
Prefabricated Wood Buildings	\$83,680,080	643	\$14,655,700
Wood Household Furniture	\$284,546,808	2,632	\$67,279,320
Pulp Mills	\$944,454,720	2,153	\$175,070,115
Paper Mills, Non-Paper Building	\$2,094,056,064	5,564	\$413,238,812
Paperboard Mills	\$1,644,002,048	3,862	\$279,121,131
Paperboard Containers & Boxes	\$1,998,669,440	8,184	\$421,092,767
Stationery	\$439,741,248	1,769	\$76,423,218
Other Converted Papers	\$2,290,339,584	4,842	\$285,891,101
Wood Office Furniture	\$460,626,520	2,740	\$100,132,057
TOTAL	\$16,580,281,466	63,290	\$3,173,292,529

Secondly, by leveraging the current economic status of the forestry industry, its economic benefits (economic impact) are then derived using IMPLAN, a commonly-used input/output economic modeling program. The direct impact is appropriately less than the economic activity because it has been adjusted to prevent otherwise inevitable double-counting of "industry groups". This occurs by the output of one "industry group" being used as an input of another "industry group". However, this output is already accounted for in the multiplier effect of the input/output model. By not accounting for the said multiplier effect, one would imply a level of production which is falsely too high.

Table B shows the direct impacts of the aforementioned economic activity in Table A. Now that the economic activity has been rightfully adjusted to reflect a more accurate direct impact, the Other Converted Papers Industry Group records the highest direct impact in terms of output at nearly \$2.3 billion. However, in terms of employment and paid income, the Paperboard Containers and Boxes Industry Group direct impact is more than 8,000 jobs and \$416 million, respectively.

Table B. Georgia Forestry Industry Direct Impacts by Industry Group			
<i>Adjusted to Reflect 2002 Dollars</i>			
	Output	Employment	Paid Income
Forest Products	\$213,942,451	1,479	\$69,806,373
Wood Preservation & Sawmills	\$1,750,660,510	5,732	\$233,475,957
Millwork	\$864,287,968	4,934	\$170,760,887
Wood Kitchen Cabinets	\$314,359,365	2,968	\$84,266,853
Plywood Manufacturing & Veneer	\$975,531,187	4,828	\$353,300,467
Structural & Reconstituted Wood Products	\$612,685,043	2,999	\$121,924,830
Wood Containers	\$474,875,484	3,205	\$81,033,733
Prefabricated Wood Buildings	\$83,396,669	641	\$14,616,029
Wood Household Furniture	\$259,868,081	2,404	\$61,444,189
Pulp Mills	\$941,344,685	2,146	\$174,493,619
Paper Mills, Non-Paper Building	\$2,087,857,079	5,548	\$412,015,511
Paperboard Mills	\$1,640,378,995	3,853	\$278,506,004
Paperboard Containers & Boxes	\$1,976,369,440	8,092	\$416,394,457
Stationery	\$438,785,702	1,766	\$76,257,152
Other Converted Papers	\$2,288,562,748	4,838	\$285,669,308
Wood Office Furniture	\$453,078,164	2,696	\$98,491,178
TOTAL	\$15,375,983,571	58,129	\$2,932,456,547

Now that direct impacts have been correctly calculated for the Georgia Forestry Industry, the total economic impact can be measured. Using the output direct impacts in the preceding table, the input/output model can estimate Georgia forestry's economic benefits to the rest of the state economy.

On the following page, Table C shows these economic benefits to all major industries (1-digit SIC level) in the Georgia economy. Not surprisingly, in all three categories, the manufacturing sector of the Georgia economy enjoys the largest economic benefits. In terms of output, the manufacturing sector saw an economic benefit of more than \$18 billion, while enjoying an impact of nearly 90,000 jobs and a paid income of just over \$4.3 billion. As a whole, the Georgia economy saw an economic benefit of nearly \$27 billion, an employment of more than 180,000 jobs, and a paid income of more than \$7.6 billion.

Table C. Total Economic Impact to Major Georgia Sectors by Georgia Forestry Industry			
<i>Adjusted to Reflect 2002 Dollars</i>			
	Output	Employment	Paid Income
Agriculture	\$284,252,640	4,971	\$106,190,136
Mining	\$14,531,487	114	\$4,499,503
Construction	\$352,856,512	4,687	\$183,141,520
Manufacturing	\$18,248,693,760	89,303	\$4,300,496,896
Transportation & Utilities	\$1,790,246,528	11,081	\$535,994,688
Retail & Wholesale Trade	\$2,234,873,344	28,783	\$960,419,456
Finance, Insurance & Real Estate (FIRE)	\$1,516,496,768	7,162	\$322,793,184
Services	\$2,219,119,616	33,320	\$1,175,519,872
Government	\$210,619,296	1,431	\$70,677,952
Other	\$10,889,271	998	\$10,889,271
TOTAL	\$26,882,579,222	181,850	\$7,670,622,478

Finally, the economic value and impact of biomass used by forestry businesses (i.e. pulp and paper mills) in Georgia is collected and analyzed, using the most current employment data available.

However, any analysis of biomass and its economic impacts would be remiss to not include in its supporting research a conclusive survey of those Georgia forestry businesses which use biomass to generate power that would normally be purchased from a local power cooperative grid. In this analysis, and in the place of a comprehensive industry survey, assumptions based on a company listing, provided by the UGA Engineering Outreach Service, have been made to derive an estimate of the value of biomass and its related economic impacts on the state economy.

Section One:

Georgia Forestry Industry

Georgia Forest Products Industry Group

Georgia Forest Products Industry Group

In Georgia, the Forest Products Industry Group generated an output of more than \$280 million in 2002, creating a value-added on the order of nearly \$129 million. This level of output employed 1,939 people in the Forest Products Industry Group. This level of employment commanded an annual payroll of more than \$91 million, averaging just over \$47,000 per employee.

Activity in the Forest Products Industry Group contributed more than \$30 million in state sales and use taxes.

Large employers in the industry group include International Paper, Co., Land Management Associates, and TC Logging Inc.

Georgia Forest Products Industry Group

- C Forest Products Industry Group generated an output of more than \$280 million in 2002.
- C This level of output employed 1,939 people in the forest products industry group.
- C Activity in the Georgia Forest Products Industry Group contributed more than \$30 million in state sales and uses taxes.
- C Large employers in the industry group include and International Paper, Co., Land Management Associates, Inc., and TC Logging, Inc.

Baseline Data for the Georgia Forest Products Industry Group, 2002 (SIC: 0811, 0813, 0851)			
	2002	% of Forestry Manufacturing 2002	% of All Manufacturing 2002
All Employees	1,939	3.06%	0.36%
Salary and Wages - Payroll (All Employees)	\$91,527,778	2.88%	0.51%
Average Income in (Payroll/Employment)	\$47,204		
Value Added by Manufacturers	\$103,758,651		
State Sales and Use Taxes	\$30,317,668		
Value of Shipments	N/A		
Kilowatt hours used annually (1,000 kws)			
<i>Source: Annual Survey of Manufacturers, U.S. Census Bureau and Authors Calculations</i>			

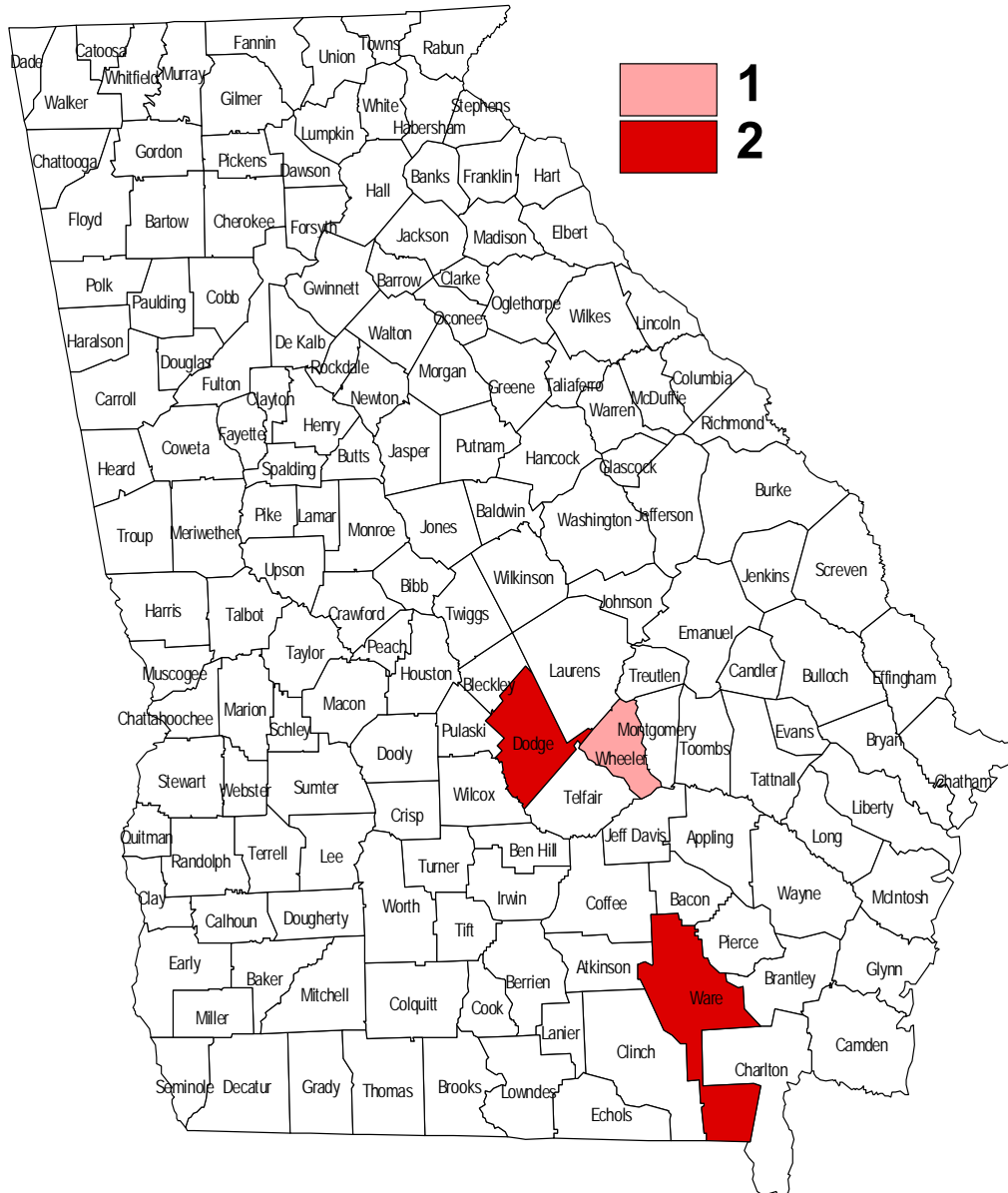
Large Employers in Georgia Forest Products Industry Group

- C International Paper, Co.
- C Land Management Associates, Inc.
- C TC Logging, Co.

Georgia Forest Products Industry Group (SICS 0811, 0813, 0851)				
Company Name	Employment	Mail Address	City	Zip
Land Management Associates	22	PO Box 667	Eastman	31023
T.C. Logging Inc.	32	RR 1 Box 91A	Alamo	30411
International Paper	20	3131 Brown Dr	Waycross	31503

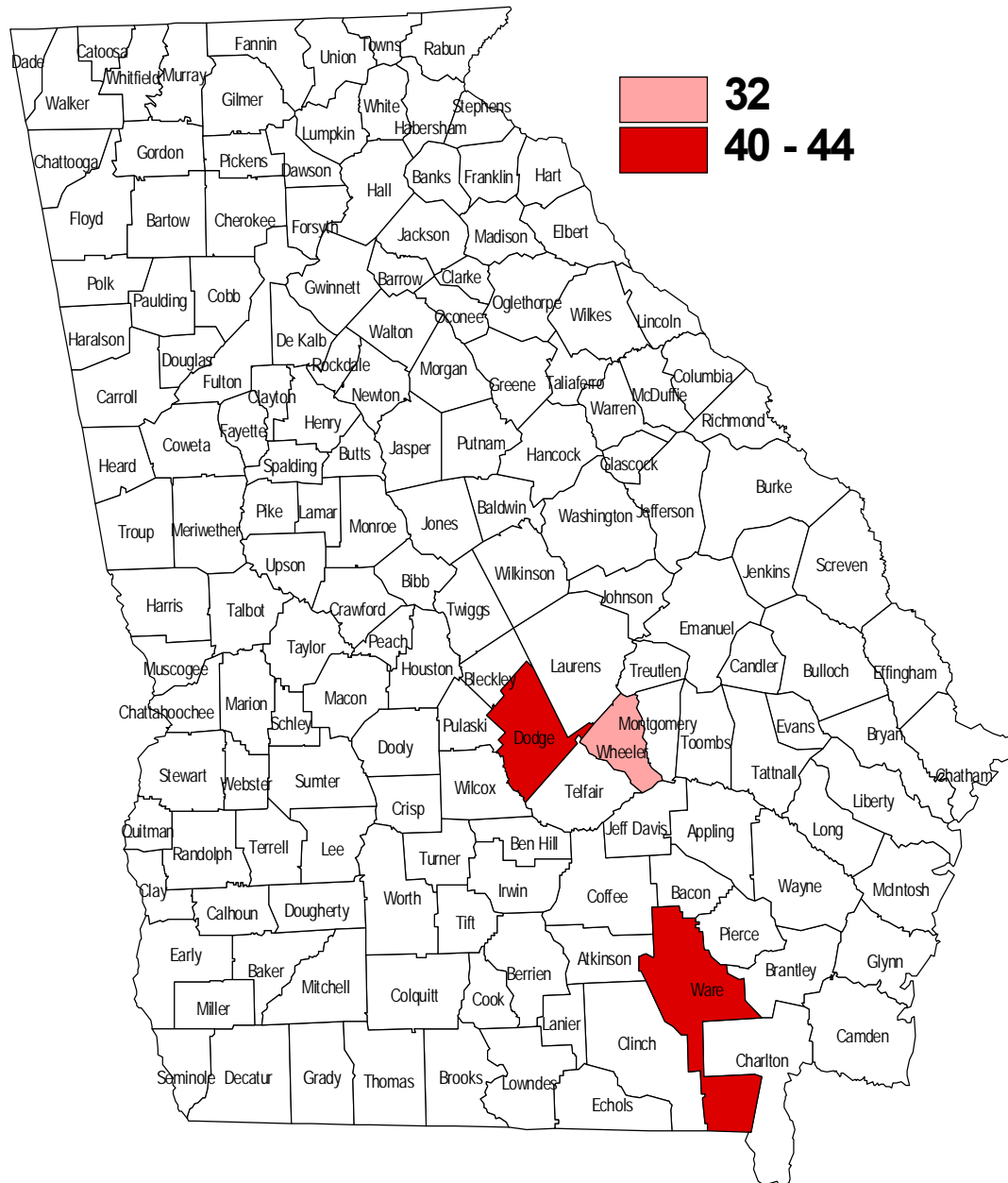
Forest Products Industry Group

Number of Establishments



Forest Products Industry Group

Number of Employees



Georgia Wood Preservation & Sawmills Industry Group

Georgia Wood Preservation and Sawmills Industry Group

In Georgia, the Wood Preservation and Sawmills Industry Group generated an output of more than \$2.4 billion in 2002, creating a value-added on the order of nearly \$427 million. This level of output employed 7,908 people in the Wood Preservation and Sawmill Industry Group. This level of employment commanded an annual payroll of more than \$322 million, averaging just over \$40,000 per employee. The *Census of Manufacturers* recorded a value of shipments worth more than \$2 billion.

Activity in the Georgia Wood Preservation and Sawmills Industry Group contributed nearly \$150 million in state sales and use taxes.

Large employers in the industry group include Georgia-Pacific Corp., Langdale Forest Products, Co., International Paper Co., Battle Lumber Co. Inc., Rayonier Inc., Del-Cook Lumber Co., and Tolleson Lumber Co. Inc. Common products of the industry group include treated lumber and fence posts, sawing and planning mills, pre-cut log home kits, kiln-dried hardwood lumber, and pallets and crates.

Georgia Wood Preservation and Sawmills Industry Group

- C Wood Preservation and Sawmills Group generated an output of more than \$2.4 billion in 2002.
- C This level of output employed 7,908 people in the wood preservation and sawmill industry group.
- C Activity in the Georgia Wood Preservation and Sawmills Industry Group contributed nearly \$150 million in state sales and use taxes.
- C Large employers in the industry include Georgia-Pacific Corp., Langdale Forest Products, Co., International Paper Co., Battle Lumber Co. Inc., Rayonier Inc., Del-Cook Lumber Co., and Tolleson Lumber Co. Inc.
- C The industry group produces goods such as treated lumber and fence posts, sawing and planning mills, pre-cut log home kits, kiln-dried hardwood lumber, and pallets and crates.

Baseline Data for the Georgia Wood Preservation & Sawmills Industry Group, 2002 (SIC: 2421, 2491)			
	2002	% of Forestry Manufacturing 2002	% of All Manufacturing 2002
All Employees	7,908	12.49%	1.29%
Salary and Wages - Payroll (All Employees)	\$332,090,188	10.15%	1.80%
Average Income in (Payroll/Employment)	\$40,730		
Value Added by Manufacturers	\$426,675,391		
State Sales and Use Taxes	\$149,661,508		
Value of Shipments	\$2,007,234,000		
Kilowatt hours used annually (1,000 kws)			
<i>Source: Annual Survey of Manufacturers, U.S. Census Bureau and Authors Calculations</i>			

Large Employers in Georgia Wood Preservation and Sawmills Industry Group

- C Georgia-Pacific Corp.
- C Langdale Forest Products, Co.
- C International Paper Co.
- C Battle Lumber Co. Inc.
- C Rayonier Inc.
- C Del-Cook Lumber Co.
- C Tolleson Lumber Co. Inc.

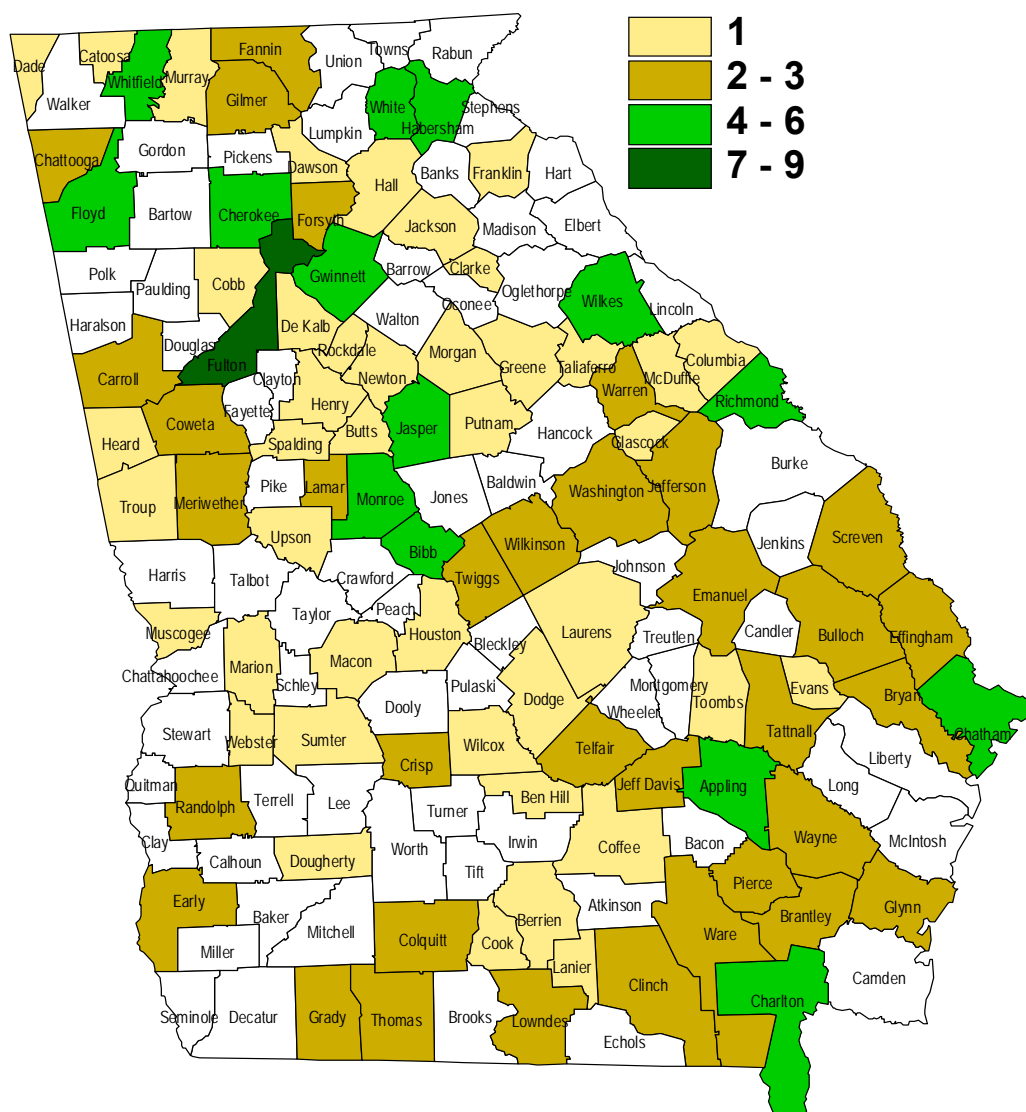
Major Georgia Wood Preservation and Sawmill Industry Group Products

- C Treated Lumber and Fence Posts
- C Sawing and Planning Mills
- C Pre-cut Log Home Kits
- C Kiln-dried Hardwood Lumber
- C Pallets and Crates

Georgia Wood Preservation and Sawmills Industry Group (SIC 2421, 2491)				
Company Name	Employment	Mail Address	Mail City	Zip
Georgia-Pacific Corp	360	901 Georgia Pacific Rd	Monticello	31064
Langdale Forest Products Co	340	PO Box 1088	Valdosta	31603
Georgia-Pacific Corp	300	5875 Chipley Hwy	Warm Springs	31830
International Paper Co	300	PO Box 1299	Waycross	31502
Battle Lumber Co Inc	290	PO Box 1147	Wadley	30477
Rayonier Inc	200	PO Box 2130	Baxley	31515
Del-Cook Lumber Co	200	PO Box 618	Adel	31620
Tolleson Lumber Co Inc	200	PO Box E	Perry	31069
International Paper Co	196	PO Box 670	Washington	30673
Thompson Hardwoods Inc	170	PO Box 646	Hazlehurst	31539
International Paper Co	170	PO Box 1437	Augusta	30903
Timbermen Inc	170	PO Box 107	Camak	30807
Inland Paperboard & Packaging	130	PO Box 1551	Rome	30162
Georgia-Pacific Corp	130	5101 Ga Highway 99	Brunswick	31525
Metcalf Lumber Co Inc	130	1033 S Reynolds St	Thomasville	31792
Universal Forest Products Inc	130	PO Box 3068	Moultrie	31776
Blackshear LLC	128	PO Box 388	Blackshear	31516
International Paper Co	125	PO Box A	Meldrim	31318
Balfour Lumber Co Inc	125	PO Box 1337	Thomasville	31799
Dudley Sawmill LLC	120	PO Box 127	Dudley	31022
International Paper Co	120	103 Mays Blvd	Folkston	31537
Marvil Package Co	111	PO Box 367	Baxley	31515
Randall Brothers Inc	110	PO Box 1678	Atlanta	30371
Smith Garden Products Inc	108	4200 Dr Bramblett Rd	Cumming	30040
Keadle Lumber Enterprises Inc	105	889 Railroad St	Thomaston	30286
Fitzgerald LLC	100	PO Box 310	Fitzgerald	31750
W M Sheppard Lumber Co Inc	100	PO Box 38	Brooklet	30415
Georgia-Pacific Corp	100	PO Box 349	Warrenton	30828
Claude Howard Lumber Co Inc	100	PO Box 1669	Statesboro	30459
Lamb Brothers Lumber Co	100	PO Box 428	Wrens	30833
Hyponex Corp	100	2057 Highway 42 N	Jackson	30233

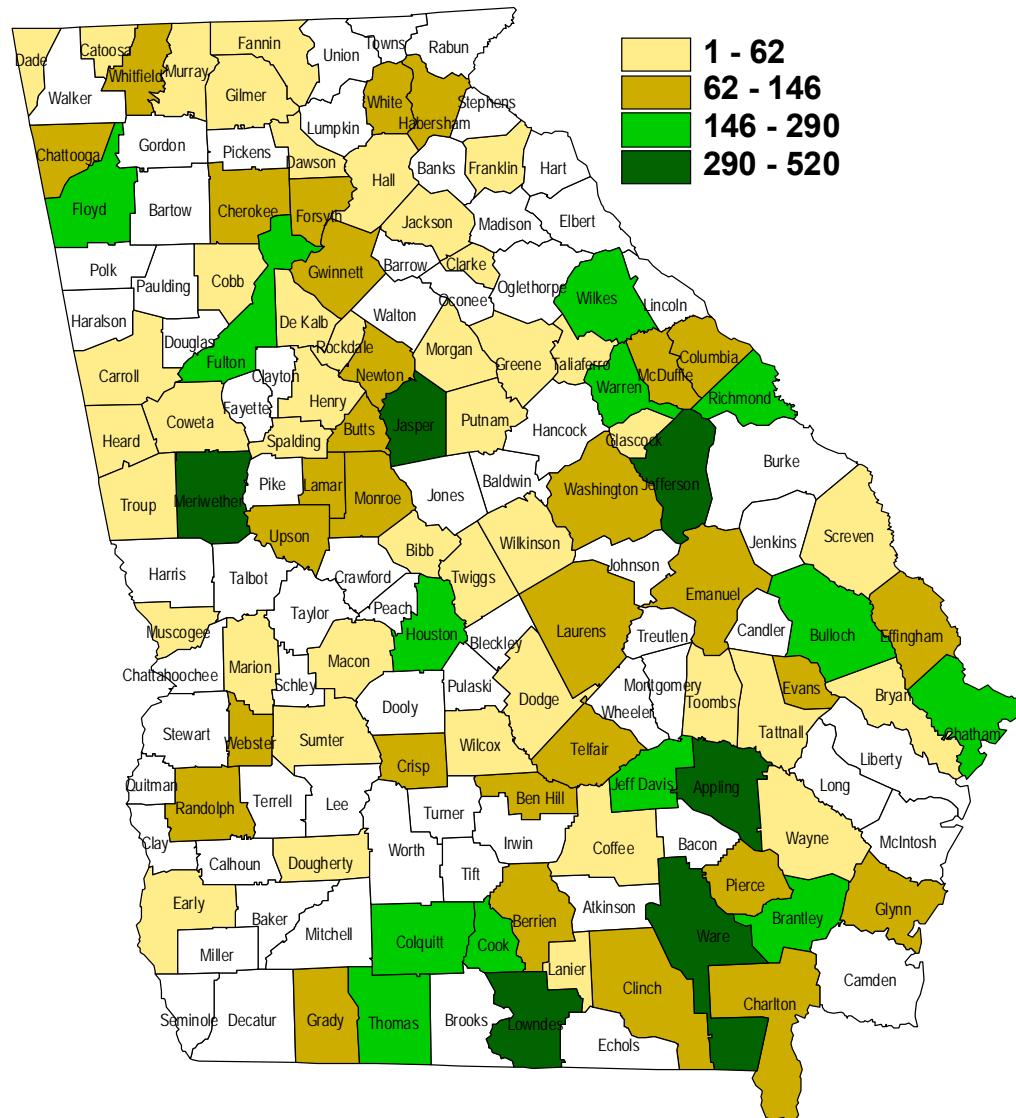
Wood Preservation and Sawmills Industry Group

Number of Establishments



Wood Preservation and Sawmills Industry Group

Number of Employees



Georgia Millwork Industry Group

Georgia Millwork Industry Group

In Georgia, the Millwork Group generated an output of more than \$900 million in 2002, creating a value-added on the order of \$432 million. This level of output employed 5,174 people in the Millwork Industry Group. This level of employment commanded an annual payroll of more than \$179 million, averaging just over \$34,000 per employee. The *Census of Manufacturers* for this group recorded a value of shipments worth nearly \$693 million.

Activity in the Georgia Millwork Industry Group contributed close to \$60 million in state sales and use taxes.

Large employers in the industry include Georgia-Pacific Corp., Peachtree Doors and Windows, Carolina Builders Corp., Woodgrain Millwork, Inc., Battle Lumber Co. Inc., Plains Products Inc., Tolleson Lumber Co. Inc. Common products of the industry include hardwood dimension and flooring mills, wood products, frames, moldings and trim.

Georgia Millwork Industry Group

- C Millwork Group generated an output of more than \$900 million in 2002, creating a value-added on the order of \$432 million
- C This level of output employed 5,174 in the millwork industry.
- C This level of employment commanded an annual payroll of more than \$179 million averaging just over \$34,000 per employee.
- C Activity in the Georgia Millwork Group contributed close to \$60 million in state sales and taxes.
- C Large employers in the industry include Georgia-Pacific Corp., Peachtree Doors and Windows, Carolina Builders Corp., Woodgrain Millwork, Inc., Battle Lumber Co. Inc., Plains Products Inc., Tolleson Lumber Co. Inc.
- C Common products of the industry include hardwood dimension and flooring mills, wood products, frames, moldings and trim.

**Baseline Data for the Georgia Millwork Industry Group, 2002
(SIC: 2431, 2426, 2429)**

	2002	% of Forestry Manufacturing 2002	% of All Manufacturing 2002
All Employees	5,174	8.18%	0.84%
Salary and Wages - Payroll (All Employees)	\$179,049,401	5.64%	1.00%
Average Income in (Payroll/Employment)	\$34,606		
Value Added by Manufacturers	\$432,201,081		
State Sales and Use Taxes	\$59,286,899		
Value of Shipments	\$692,912,000		
Kilowatt hours used annually (1,000 kws)			

Source: Annual Survey of Manufacturers, U.S. Census Bureau and Authors Calculations

Large Employers in Georgia Millwork Industry Group

- C Georgia-Pacific Corp.
- C Peachtree Doors and Windows
- C Carolina Builders Corp.
- C Woodgrain Millwork, Inc.
- C Battle Lumber Co. Inc.
- C Plains Products Inc.
- C Tolleson Lumber Co. Inc.

Major Millwork Industry Group Products

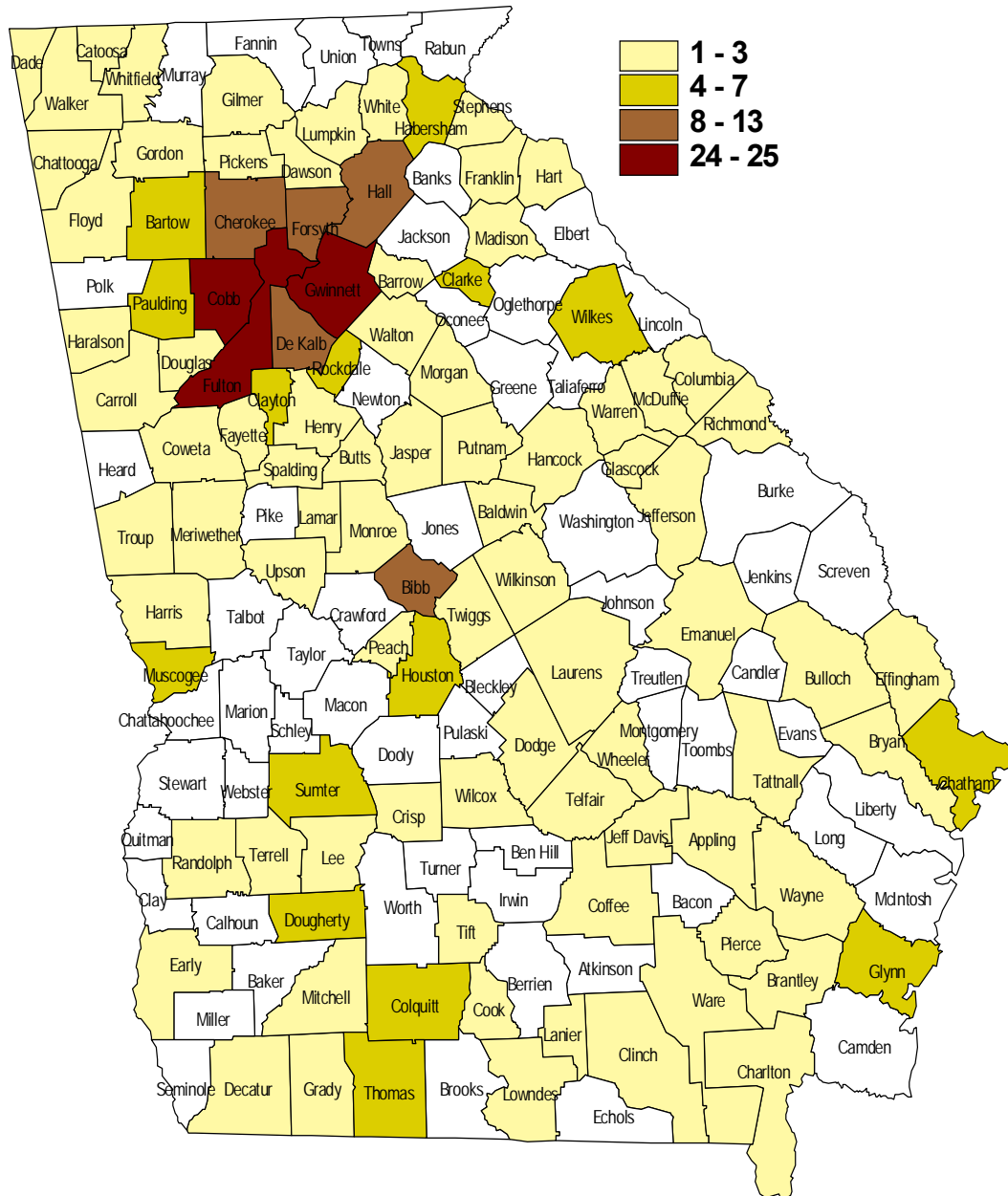
- C Hardwood dimension and Flooring mills
- C Wood products
- C Frames
- C Moldings
- C Trim

Georgia Millwork Industry Group (SIC 2431,2426,2429)				
Company Name	Employment	Mail Address	Mail City	Zip
Georgia-Pacific Corp	1600	PO Box 105606	Atlanta	30348
Peachtree Doors & Windows	550	PO Box 720	Gainesville	30503
Georgia-Pacific Corp	360	901 Georgia Pacific Rd	Monticello	31064
Carolina Builders Corp	343	1039 Northpoint Pkwy SE	Acworth	30102
Woodgrain Millwork Inc	300	471 US Highway 82 W	Leesburg	31763
Battle Lumber Co Inc	290	PO Box 1147	Wadley	30477
Georgia-Pacific Corp	250	PO Box 367	Savannah	31402
Plains Products Inc	200	PO Box 248	Plains	31780
Tolleson Lumber Co Inc	200	PO Box E	Perry	31069
Larson-Juhl US L L C	180	PO Box 2728	Norcross	30091
Columbia Forest Products Inc	180	PO Box 429	Cuthbert	31740
Timbermen Inc	170	PO Box 107	Camak	30807
Thompson Hardwoods Inc	170	PO Box 646	Hazlehurst	31539
Moultrie Post Form Inc	170	PO Box 459	Moultrie	31776
Georgia-Pacific Corp	150	200 Hosea Rd	Lawrenceville	30045
Southern Staircase Inc	144	6025 Shiloh Rd	Alpharetta	30005
Georgia-Pacific Corp	130	5101 Ga Highway 99	Brunswick	31525
Metcalf Lumber Co Inc	130	1033 S Reynolds St	Thomasville	31792
Universal Forest Products Inc	130	PO Box 3068	Moultrie	31776
Blackshear LLC	128	PO Box 388	Blackshear	31516
Door Fabrication Services	125	200 Hosea Rd	Lawrenceville	30045
Georgia Flush Door Sales Inc	123	PO Box 43008	Atlanta	30336
Dudley Sawmill LLC	120	PO Box 127	Dudley	31022
Warner Robins Supply Co Inc	120	PO Box 2268	Warner Robins	31099
International Paper Co	120	103 Mays Blvd	Folkston	31537
Piedmont Hardwood Flooring LLC	115	PO Box 3070	Macon	31205
Randall Brothers Inc	110	PO Box 1678	Atlanta	30371
Smith Garden Products Inc	108	4200 Dr Bramblett Rd	Cumming	30040
Keadle Lumber Enterprises Inc	105	889 Railroad St	Thomaston	30286
Thomson Oak Flooring Co	104	946 Mesena Rd	Thomson	30824
American Testing Laboratories	104	PO Box 4230	Eatonton	31024
Tucker Mill Works Inc	102	PO Box 835	Lithonia	30058
Carolina Builders Corp	100	1666 Roswell Rd	Marietta	30062
Florida Furniture Industries	100	PO Box 400	Sparta	31087
Merchandising Equipment Inc	100	820 Fairburn Rd SW	Atlanta	30331
Lamb Brothers Lumber Co	100	PO Box 428	Wrens	30833
Hyponex Corp	100	2057 Highway 42 N	Jackson	30233
Beadles Lumber Co Inc	100	PO Box 3457	Moultrie	31776
K W McAvoy & Son Inc	100	3540 Greensboro Rd	Washington	30673
Leeman Construction Co	100	605 Stonehill Dr SW	Atlanta	30336
Southeast Specialty Millwork	100	1040 Marietta Industrial Dr	Marietta	30062
Peachtree Doors & Windows	90	PO Box 5700	Norcross	30091
T & S Hardwood Inc	90	PO Box 1233	Milledgeville	31059
Cana Inc	75	304 Swett Ave	Americus	31709
Shutter Shoppe LLC	75	9345 Industrial Tree	Alpharetta	30004
Weyerhaeuser Co	74	PO Box 420	Barnesville	30204
Pallet One	70	PO Box 712	Hazlehurst	31539
J O Barber Lumber Co Inc	70	PO Box 110	Luthersville	30251

Georgia Millwork Industry Group (SIC 2431,2426,2429)				
Wood Tech Mfg & Sply Co	70	PO Box 858	Rochelle	31079
ESCO Industries Inc	70	PO Box 1026	Douglas	31534
T & S Hardwood Inc	70	PO Box 626	Mc Rae	31055
Stair Parts Inc	70	200 Princeton Blvd	Adairsville	30103
Schnadig Corp	68	160 Furniture Dr	Cornelia	30531
Varns Wood Shop	65	106 N Brantley St	Hoboken	31542
J P Smith Lumber Co Inc	65	PO Box 238	Menlo	30731
American Millwork Inc	65	PO Box 288	Cumming	30028
Varn Wood Products	65	PO Box 128	Hoboken	31542
Atlanta Hardwood Corp	60	PO Box 548	Cleveland	30528
Precision Millworks Inc	58	PO Box 241	Cumming	30028
Millwood Specialty Flooring	57	PO Box F	Ellijay	30540
CertainTeed Corp	56	200 Sierra Dr	Peachtree City	30269
Murphy & Orr Co	50	564 Main St	Forest Park	30297
Pulliam Lumber Co Inc	50	PO Box 15	Mitchell	30820
Lott Builders Supply Co Inc	50	PO Box 439	Douglas	31534
Basic American Medical Pds	50	362 Industrial Park Dr	Lawrenceville	30045
Mulherin Lumber Co	50	PO Box 204089	Augusta	30917
Spec-Line Laminated Products I	50	3140 Northwoods Pkwy # 100	Norcross	30071
Southern Structural Inc	50	595 Commerce Park Dr SE	Marietta	30060

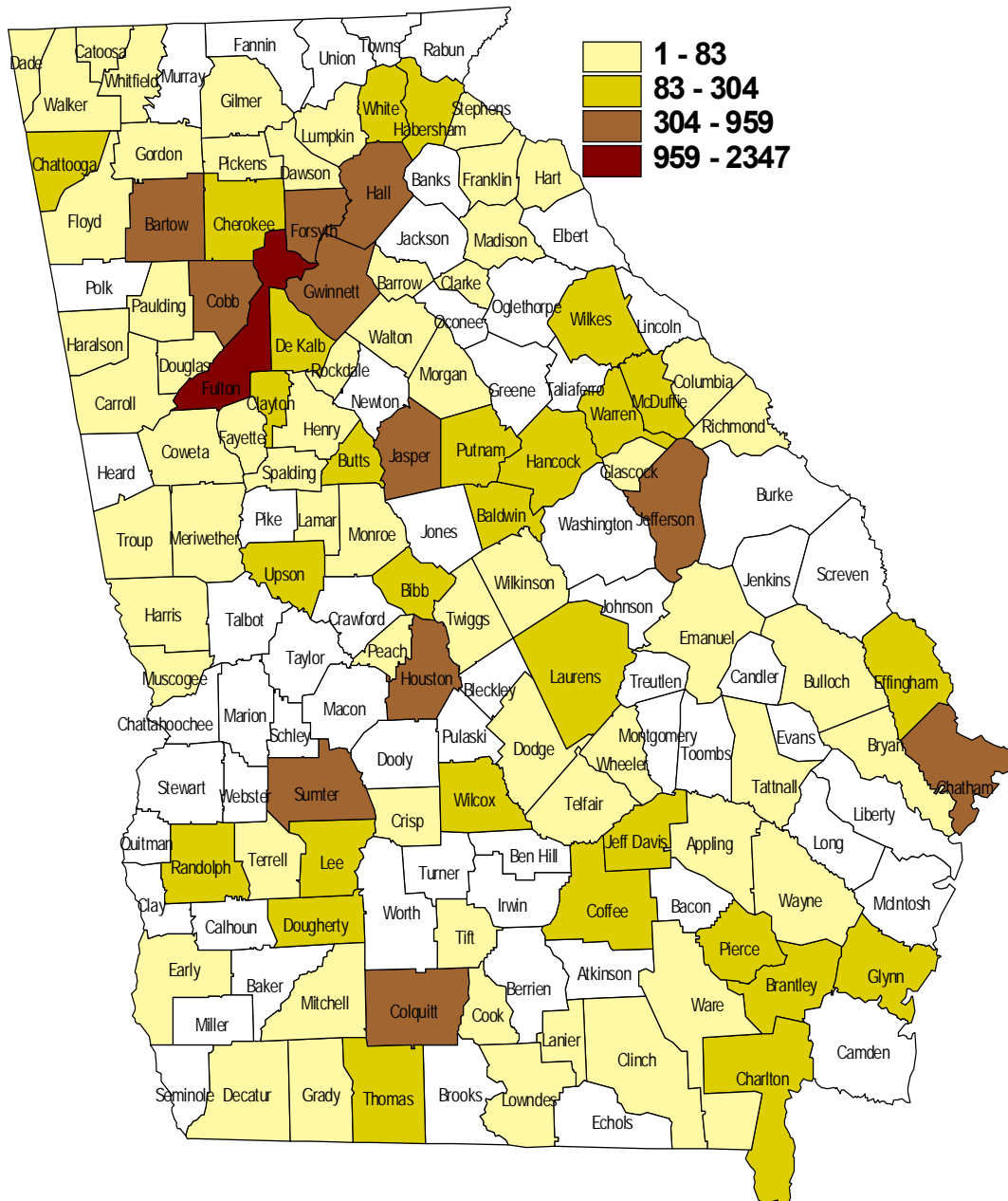
Millwork Industry Group

Number of Establishments



Millwork Industry Group

Number of Employees



Georgia Wood Kitchen Cabinets Industry Group

Georgia Wood Kitchen Cabinets Industry Group

In Georgia, the Wood Kitchen Cabinets Industry Group generated an output of more than \$327 billion in 2002, creating a value-added on the order of \$150 million. This level of output employed 3,095 in the Wood Kitchen Cabinets Industry Group. This level of employment commanded an annual payroll of more than \$87 million, averaging just over \$28,000 per employee.

Activity in the Georgia Wood Kitchen Cabinets Industry Group contributed over \$21 million in state sales and taxes.

Large employers in the industry include American Woodmark Corp., Plains Products, Inc., Rentz Cabinet Co., Inc., Custom Woodwork and Plastics LLC, Mincey Marble Mfg. Inc. Common products of the industry include wood kitchen cabinets and office and store fixtures.

Georgia Wood Kitchen Cabinets Industry Group

- C Wood Kitchen Cabinets Group generated an output of more than \$327 billion in 2002.
- C This level of output employed 3,095 in the wood kitchen cabinets industry.
- C This level of employment commanded an annual payroll of more than \$87 million averaging just over \$28,000 per employee.
- C Activity in the Georgia Wood Kitchen Cabinets Group contributed over \$21 million in state sales and use taxes.
- C Large employers in the industry include American Woodmark Corp., Plains Products, Inc., Rentz Cabinet Co., Inc., Custom Woodwork and Plastics LLC, Mincey Marble Mfg. Inc.
- C Common products of the industry include wood kitchen cabinets and office and store fixtures.

**Baseline Data for the Georgia Wood Kitchen Cabinets Industry Group, 2002
(SIC: 2434)**

	2001	% of Forestry Manufacturing 2001	% of All Manufacturing 2001
All Employees	3,095	4.89%	0.5%
Salary and Wages - Payroll (All Employees)	\$87,885,503	2.77%	0.49%
Average Income in (Payroll/Employment)	\$28,396		
Value Added by Manufacturers	\$150,200,471		
State Sales and Use Taxes	\$21,387,215		
Value of Shipments	N/A		
Kilowatt hours used annually (1,000 kws)			

Source: Annual Survey of Manufacturers, U.S. Census Bureau and Authors Calculations

Large Employers in Georgia Wood Kitchen Cabinets Industry Group

- C American Woodmark Corp.
- C Plains Products, Inc.
- C Rentz Cabinet Co., Inc.
- C Custom Woodwork and Plastics LLC
- C Mincey Marble Mfg. Inc.

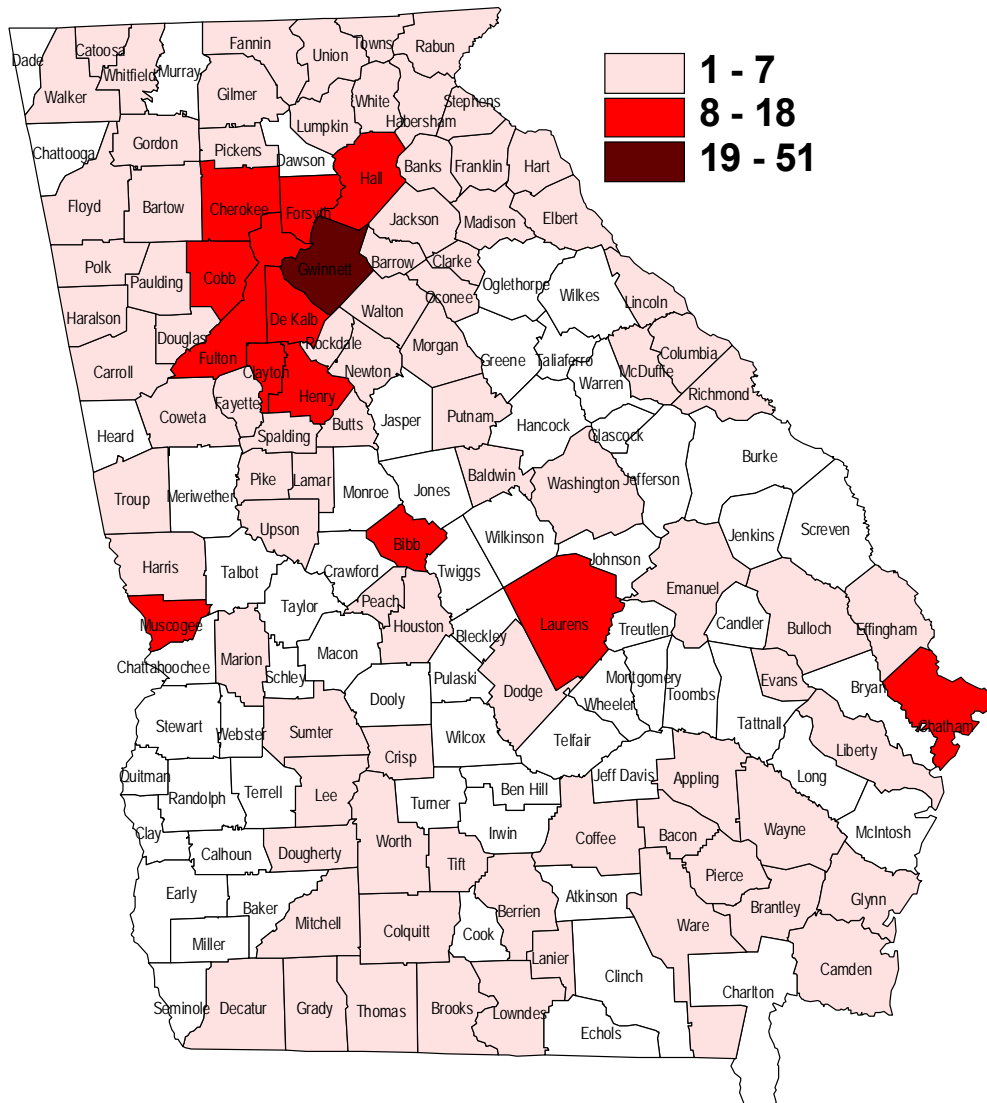
Major Georgia Wood Kitchen Cabinets Industry Group Products

- C Wood Kitchen Cabinets
- C Office and Store Fixtures

Georgia Wood Kitchen Cabinets Industry Group (SIC 2434)				
Company Name	Employment	Mail Address	City	Zip
American Woodmark Corp	308	1017 Highway 42 S	Jackson	30233
Plains Products Inc	200	PO Box 248	Plains	31780
American Woodmark Corp	175	RR 2 Box 358	Eastanollee	30538
Rentz Cabinet Co Inc	120	PO Box 267	Rentz	31075
Custom Woodwork & Plastics LLC	108	PO Box 745	Pooler	31322
Mincey Marble Mfg Inc	105	PO Box 2381	Gainesville	30503
Evans Cabinet Corp	100	1321 N Franklin St	Dublin	31021
Specialty Fixtures Inc	100	755 Raco Dr Ste E	Lawrenceville	30045
Introsul Inc	100	PO Box 1393	Perry	31069
Marcraft Inc	100	PO Box 1739	Douglas	31534
Monolith Construction Co Inc	100	2066 W Park Pl	St Mountain	30087
Top South Inc	100	1135 Atlanta Industrial Dr	Marietta	30066
American Heritage Furniture	70	PO Box 805	Toccoa	30577
Rembrandt Remodeling Inc	70	2270 Northwest Pkwy SE # 120	Marietta	30067
Fowler Cabinet Co Inc	60	6065 Boat Rock Blvd SW	Atlanta	30336
Lifetime Cabinet Inc	60	601 Kellam Rd	Dublin	31021
Bailey Cabinet Co Inc	59	5000 Bailey Ave	Buford	30518
Columbus Cabinet Co Inc	51	PO Box 7696	Columbus	31908
Cabinets By Design Inc	50	2650C Button Gwinnett Dr	Atlanta	30340
Reliable Custom Cabinets Inc	50	PO Box 664	Winston	30187
Centennial Kitchens Inc	50	PO Box 1627	Kennesaw	30156
Crawford Kitchens Inc	45	3831 Oak Dr	Martinez	30907
Brigman & Brigman Cabinets	43	PO Box 607	Hahira	31632
Atlanta Marble Mfg Inc	40	PO Box 1325	Decatur	30031
John Wieland Homes & Neighbor	40	4850 Massachusetts Blvd	Atlanta	30337
Phoenix Fixturing Inc	38	556 Cleburne Pkwy	Hiram	30141
Marble Masters of Middle Georg	36	1105 N Davis Dr	Warner Robins	31093
Connell Cabinet & Millworks	35	PO Box 156	Lakeland	31635
Looper Cabinet Co Inc	35	418 Columbia Ind'l Blvd	Evans	30809
Merillat Industries Inc	35	1200 Northbrook Pkwy # 100	Suwanee	30024
Wilmington Cabinet Co	34	PO Box 30100	Savannah	31410
Clayton Fixtures Co Inc	32	PO Box 157	Ellenwood	30294
Hudson Cabinet Co Inc	30	175 Arcado Rd NW	Lilburn	30047
Commercial Cabinetry Inc	30	3299 Highway 78	Loganville	30052
Savannah Marble Co Inc	30	PO Box 24267	Savannah	31403
Wood Hollow Cabinets Inc	30	1018 S Thornton Ave	Dalton	30720
Craftmark Solid Surfaces Inc	30	2782 Simpson Cir	Norcross	30071
Woodlen Cabinets	30	215 Andrew Dr	Stockbridge	30281
Apex Supply Co Inc	28	6555 Jimmy Carter Blvd	Norcross	30071
Cleghorn Cabinets Inc	28	108 Constitution Dr	Warner Robins	31088
Screven Cabinet Shop Inc	27	PO Box 425	Screven	31560
Kellam Cabinet Inc	25	PO Box 1425	Dublin	31040
Castleberry's Interiors Inc	25	259 Pine Grove Rd Ste A	Roswell	30075
Custom Cabinets Inc	25	7 Aviation Ct	Savannah	31408
Woodcraft By Macdonald Inc	25	1430 Jacqueline Dr	Columbus	31907
Tour Du Lac Enterprises Inc	25	616 Atlanta Hwy NW	Winder	30680
John Wieland Homes/Neighbor	25	2933 Pleasant Hill Rd	Duluth	30096

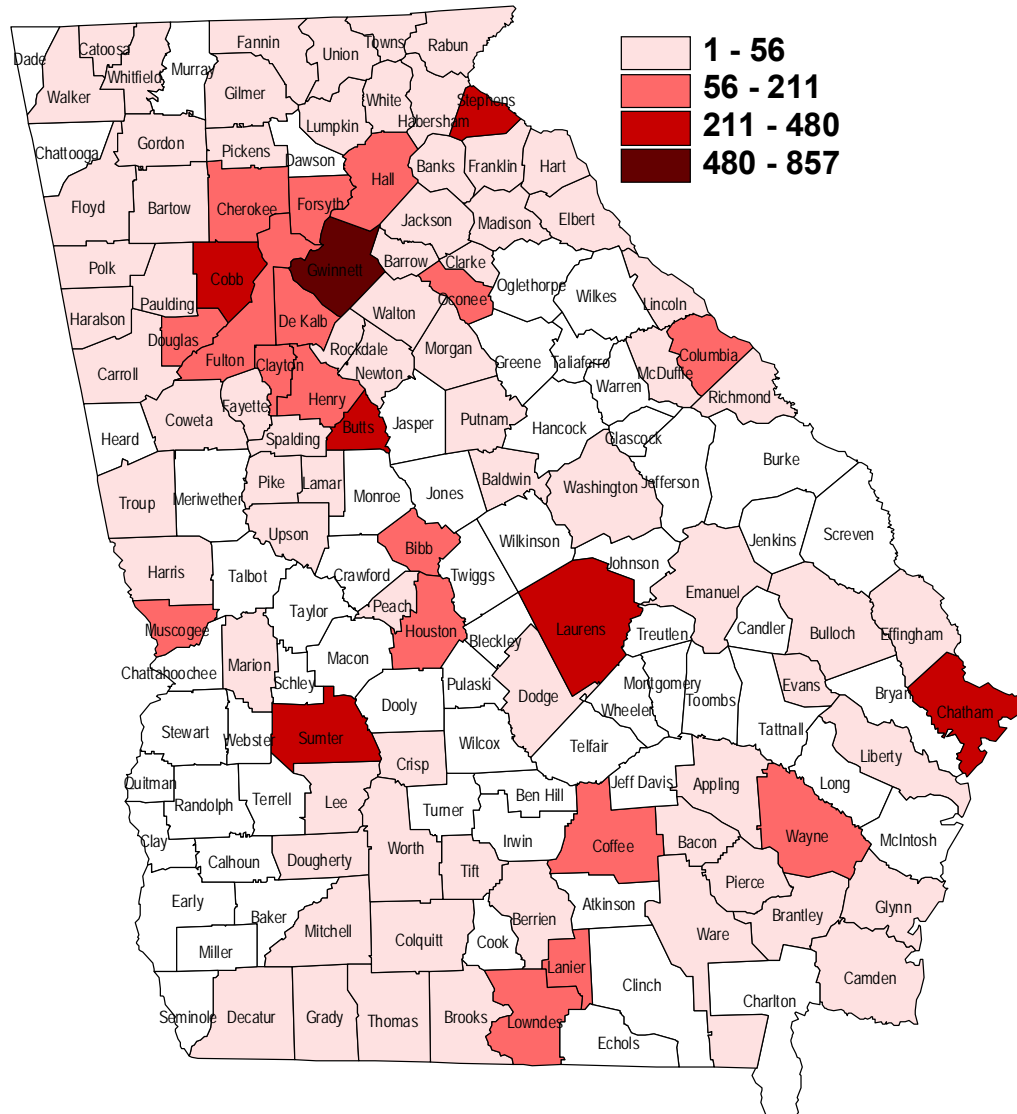
Wood Kitchen Cabinets Industry Group

Number of Establishments



Wood Kitchen Cabinets Industry Group

Number of Employees



Georgia Plywood Manufacturing & Veneer Industry Group

Georgia Plywood Manufacturing & Veneer Industry Group

In Georgia, the Plywood Manufacturing and Veneer Industry Group generated an output of more than \$1.1 billion in 2002, creating a value-added on the order of \$529 million. This level of output employed 5,892 in the Plywood Manufacturing and Veneer Industry Group. This level of employment commanded an annual payroll of more than \$431 million, averaging just over \$73,000 per employee. The *Census of Manufacturers* for this industry group recorded a value of shipments worth more than \$337 million.

Activity in the Georgia Plywood Manufacturing and Veneer Industry Group contributed over \$75 million in state sales and use taxes.

Large employers in the industry group include Georgia-Pacific Corp., International Paper Co., Weyerhaeuser Trust Joist, Sticky Pitch Corp., Columbia Forest Products and J.M. Huber Corp. Common products of the industry include hardwood veneer and plywood and softwood veneer and plywood.

Georgia Plywood Manufacturing & Veneer Industry Group

- C Plywood Manufacturing and Veneer Group generated an output of more than \$1.1 billion in 2002.
- C This level of output employed 5,892 in the plywood manufacturing and veneer industry group.
- C Activity in the Georgia Plywood Manufacturing and Veneer Industry Group contributed over \$75 million in state sales and use taxes.
- C Large employers in the industry include Georgia-Pacific Corp., International Paper Co., Weyerhaeuser Trust Joist, Sticky Pitch Corp., Columbia Forest Products and J.M. Huber Corp.
- C Common products of the industry include hardwood veneer and plywood and softwood veneer and plywood.

Baseline Data for the Georgia Plywood Manufacturing and Veneer Industry Group, 2002 (SIC:2435, 2436)			
	2002	% of Forestry Manufacturing 2002	% of All Manufacturing 2002
All Employees	5,892	9.31%	0.96%
Salary and Wages - Payroll (All Employees)	\$431,151,519	13.59%	2.41%
Average Income in (Payroll/Employment)	\$73,176		
Value Added by Manufacturers	\$528,854,598		
State Sales and Use Taxes	\$75,538,266		
Value of Shipments	\$337,971,000		
Kilowatt hours used annually (1,000 kws)			
<i>Source: Annual Survey of Manufacturers, U.S. Census Bureau and Authors Calculations</i>			

Large Employers in Georgia Plywood Manufacturing & Veneer Industry Group

- C Georgia-Pacific Corp.
- C International Paper Co.
- C Weyerhaeuser Trust Joist
- C Sticky Pitch Corp.
- C Columbia Forest Products
- C J.M. Huber Corp.

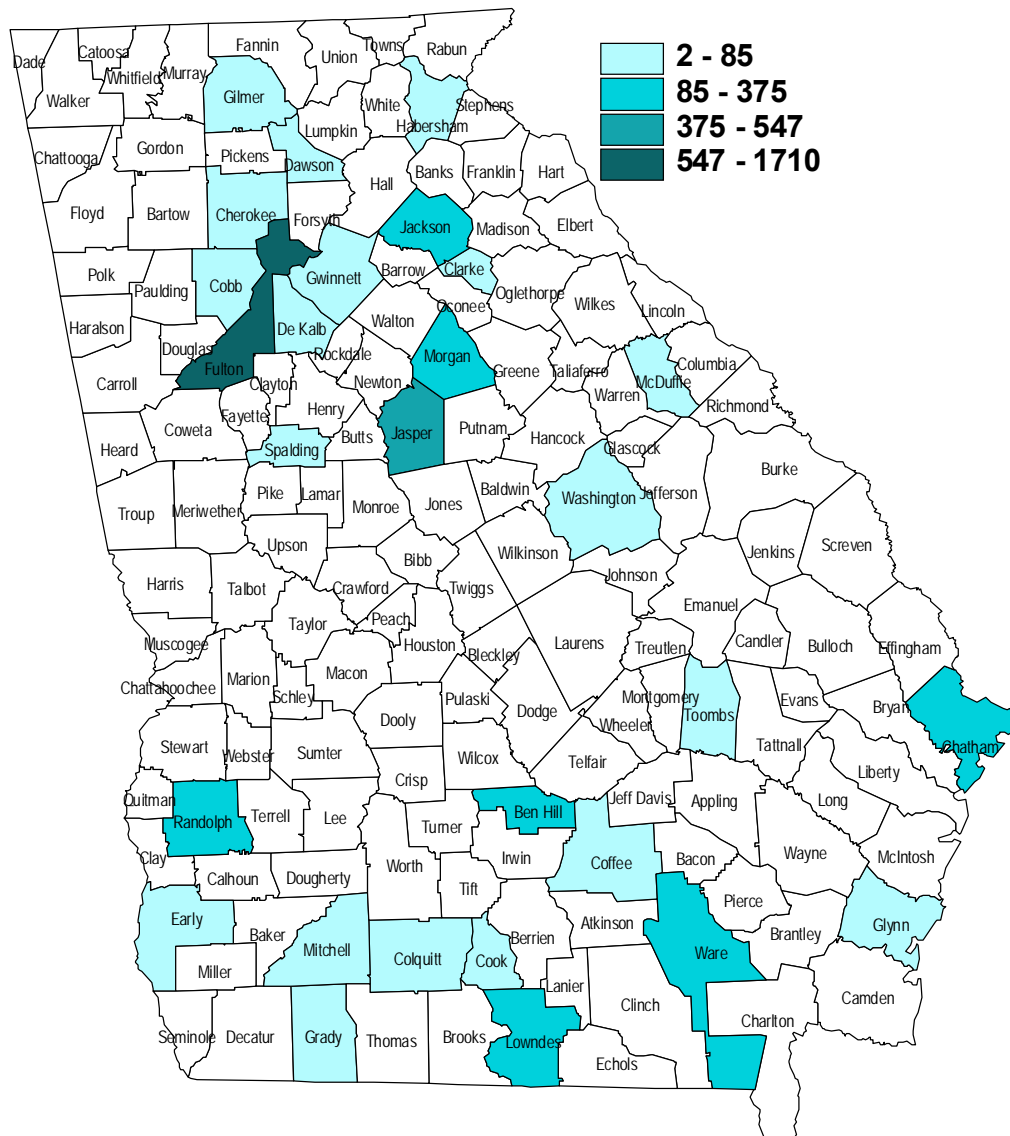
Major Georgia Plywood Manufacturing & Veneer Industry Group Products

- C Hardwood Veneer and Plywood
- C Softwood Veneer and Plywood

Georgia Plywood Manufacturing & Veneer Industry Group (SIC 24325, 2436)				
Company Name	Employment	Address	City	Zip
Georgia-Pacific Corp	300	5875 Chipley Hwy	Warm Springs	31830
International Paper Co	300	PO Box 1299	Waycross	31502
Georgia-Pacific Corp	250	PO Box 367	Savannah	31402
Weyerhaeuser Trus Joist	250	PO Box 5326	Valdosta	31603
Sticky Pitch Corp	200	PO Box 278	Fitzgerald	31750
Georgia-Pacific Corp	187	791 Georgia Pacific Rd	Monticello	31064
Columbia Forest Products Inc	180	PO Box 429	Cuthbert	31740
J M Huber Corp	150	PO Box 670	Commerce	30529
Louisiana-Pacific Corp	125	10910 Commerce Rd	Athens	30607
Randall Brothers Inc	110	PO Box 1678	Atlanta	30371
Hoover Treated Wood Products	75	PO Box 746	Thomson	30824
ESCO Industries Inc	70	PO Box 1026	Douglas	31534
Interior Products Inc	50	2630 Sidney Lanier Dr	Brunswick	31525
Southern Structural Inc	50	595 Commerce Park Dr SE	Marietta	30060
C & B LLC	48	PO Box 98	Tennille	31089
Alexander Harris Co Inc	45	PO Box 381	Pelham	31779
AVT Inc	40	PO Box 228	Lyons	30436
Armstrong & Dobbs Inc	40	PO Box 8027	Athens	30603
Kevco Inc	40	410 Old Quitman Rd	Adel	31620
Decor Gravure Corp	38	500 Highland Dr	Valdosta	31601
Advanced Composite Technology	36	PO Box 2250	Woodstock	30188
Atlanta Hardwood Corp	35	5596 Riverview Rd SE	Mableton	30126
Spacewall Inc	25	PO Box 659	Stone Mountain	30086
C Paten & Associates Inc	18	PO Box 5739	Athens	30604
Georgia Door Manufacturing	16	1149 Uniform Rd	Griffin	30224
Irvin Lumber Co	15	PO Box 426	Cornelia	30531
L & L Cypress & Millwork Inc	15	PO Box 522	Cairo	31728
International Paper Co	15	PO Box 570	Savannah	31402
R R Horne & Co Inc	12	PO Box 422	Stone Mountain	30086

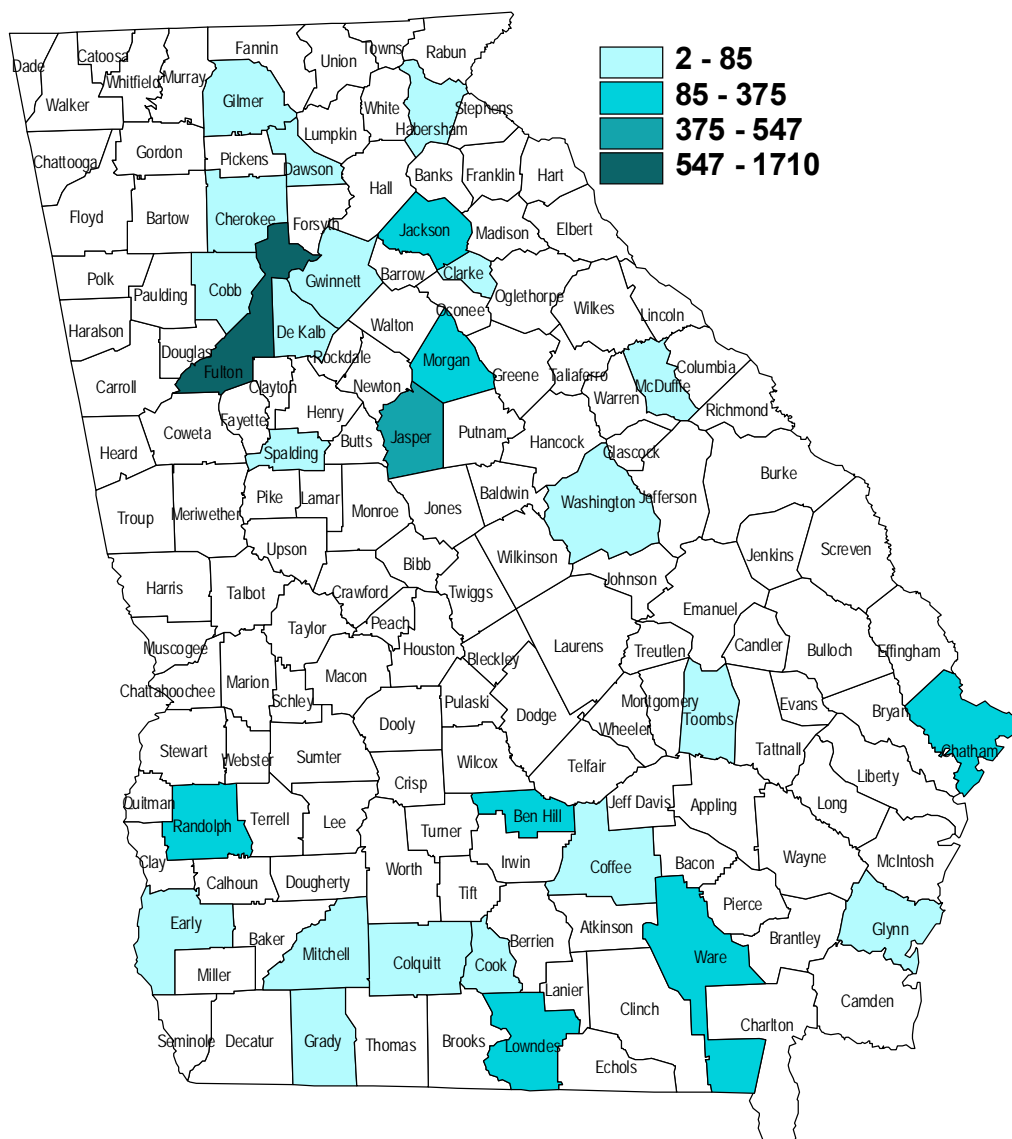
Plywood Manufacturing and Veneer Industry Group

Number of Establishments



Plywood Manufacturing and Veneer Industry Group

Number of Employees



Georgia Structural & Reconstituted Wood Products Industry Group

Georgia Structural and Reconstituted Wood Products Industry Group

In Georgia, the Structural and Reconstituted Wood Products Industry Group generated an output of more than \$723 million in 2002, creating a value-added on the order of nearly \$216 million. This level of output employed 3,540 in the Structural and Reconstituted Wood Products Industry Group. And, this level of employment commanded an annual payroll of more than \$143 million, averaging just over \$40,000 per employee. The *Census of Manufacturers* for this industry group recorded a value of shipments worth more than \$423 million.

Activity in the Georgia Structural and Reconstituted Wood Products Industry Group contributed nearly \$43 million in state sales and use taxes.

Large employers in the industry include T.J. International, Inc., Weyerhaeuser Trust Joist, Georgia-Pacific Corp., Truss Tech Industries Inc., Sierra Pine A Cal, LP. Common products of the industry include structural wood members and reconstituted wood products.

Georgia Structural and Reconstituted Wood Products Industry Group

- C Structural and Reconstituted Wood Products Industry Group generated an output of more than \$723 million in 2002.
- C This level of output employed 3,540 in the structural and reconstituted wood products industry group.
- C Activity in the Georgia Structural and Reconstituted Wood Products Industry Group contributed nearly \$43 million in state sales and use taxes.
- C Large employers in the industry include T.J. International, Inc., Weyerhaeuser Trust Joist, Georgia-Pacific Corp., Trus Tech Industries Inc., Sierra Pine A Cal, LP.
- C Common products of the industry include structural wood members and reconstituted wood products.

**Baseline Data for the Georgia Structural and Reconstituted Wood Products
Industry Group, 2002
(SIC: 2439,2493)**

	2002	% of Forestry Manufacturing 2002	% of All Manufacturing 2002
All Employees	3,540	5.59%	0.58%
Salary and Wages - Payroll (All Employees)	\$143,920,852	4.54%	0.81%
Average Income in (Payroll/Employment)	\$40,656		
Value Added by Manufacturers	\$216,115,091		
State Sales and Use Taxes	\$42,501,737		
Value of Shipments	\$423,050,000		
Kilowatt hours used annually (1,000 kws)			

Source: Annual Survey of Manufacturers, U.S. Census Bureau and Authors Calculations

Large Employers in Georgia Structural and Reconstituted Wood Products Industry Group

- C T.J. International, Inc.
- C Weyerhaeuser Trust Joist
- C Georgia-Pacific Corp.
- C Trus Tech Industries Inc.
- C Sierra Pine A Cal.

Major Georgia Structural and Reconstituted Wood Products Industry Group Products

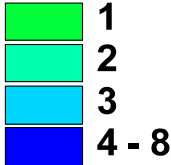
- C Structural Wood Members
- C Reconstituted Wood Products

**Georgia Structural and Reconstituted Wood Products Industry Group
(SIC 2439, 2493)**

Company Name	Employment	Mail Address	Mail City	Zip
T J International Inc	276	268 Office Dr	Colbert	30628
Weyerhaeuser Trus Joist	250	PO Box 5326	Valdosta	31603
Georgia-Pacific Corp	187	791 Georgia Pacific Rd	Monticello	31064
Truss Tech Industries Inc	180	4883 Roy Carlson Blvd B	Buford	30518
Sierra Pine A Cal LP	145	801 Cook St	Adel	31620
Langboard Inc	136	1000 Springhead Rd	Willacoochee	31650
Magbee Brothers Lumber & Sply	135	PO Box 956967	Duluth	30095
Jasper Lumber Co Inc	130	PO Box 1418	Kennesaw	30156
Georgia-Pacific Corp	130	PO Box 187	Vienna	31092
Universal Forest Products Inc	130	PO Box 3068	Moultrie	31776
Warner Robins Supply Co Inc	120	PO Box 2268	Warner Robins	31099
Temple-Inland Forest Pds Corp	113	PO Box 369	Thomson	30824
Anthony Forest Products Co	100	PO Box 676	Washington	30673
Truss Systems Inc	100	PO Box 1327	Oxford	30054
Universal Forest Products Inc	100	PO Box 2507	Ashburn	31714
Trussway Ltd	100	4220 McEver Ind. Dr NW	Acworth	30101
Wood Tech Mfg & Sply Co	70	PO Box 858	Rochelle	31079
Shoffner Industries LLC	70	80 Martin Luther King Jr Dr	Jefferson	30549
A & A Truss Co Inc	60	PO Box 1418	Kennesaw	30156
Lake Shore Truss Inc	60	PO Box 536	Lavonia	30553
Panolam Industries Inc	55	6300 Atlantic Blvd	Norcross	30071
Atlanta Structural Pds Corp	50	PO Box 2824	Norcross	30091
Harbin Lumber Co Inc	50	11388 Highway 17	Lavonia	30553
Mulherin Lumber Co	50	PO Box 204089	Augusta	30917
Southern Structural Inc	50	595 Commerce Park Dr SE	Marietta	30060
Reese Building Components Inc	45	207 Dexter Wilson Blvd	Sylvester	31791
Universal Forest Products	45	PO Box 3550	Eatonton	31024
Warner Robins Supply Co Inc	40	441 Dunbar Rd	Warner Robins	31093
Structural Wood Systems Of GA	40	PO Box 1658	Kennesaw	30156
Heritage Roof Truss Inc	40	525E Woodall Rd	Woodstock	30188
Trus Joist	40	2400 Commerce Ave	Duluth	30096
Cowart Iron Works Inc	38	PO Box 237	Midville	30441
Mullinax Truss Co Inc	35	PO Box 670	Jasper	30143
R Parker Construction Co	28	PO Box 1508	Lagrange	30241
Georgia Mountain Components	28	PO Box 318	Oakwood	30566
Wrapit Inc	27	RR 2 Box 1J	Ellaville	31806
Truss Specialties Inc	22	2445 Old Covington Hwy SW	Conyers	30012
Double D Truss Inc	20	PO Box 443	Jefferson	30549
Melton Classics Inc	20	PO Box 465020	Lawrenceville	30042
Bath Fitters of Atlanta	20	1165 Allgood Rd Ste 18	Marietta	30062
Specialty Forest Products Inc	17	1518 Industrial Dr	Griffin	30224
Mouldings Unlmted Inc	17	PO Box 595	Cartersville	30120
Quality-Bilt Trusses Inc	16	PO Box 575	Carrollton	30117
Austin Roof-Floor Truss Syst	15	PO Box 526	Dallas	30132

Georgia Structural and Reconstituted Wood Products Industry Group (SIC 2439, 2493)				
Company Name	Employment	Mail Address	Mail City	Zip
Roof Truss Co Inc	14	PO Box 883	Gray	31032
Pro Truss Inc	14	PO Box 1970	Jonesboro	30237
Valley Components Inc	14	PO Box 6100	Columbus	31917
Taylor Truss Inc	13	90 N Industrial	Palmetto	30268
Pittman Forest Products	13	473 Shade Murphy Rd	Moultrie	31768
Eldridge Hardware Inc	12	PO Box 1968	Waycross	31502
Dixie Precast Inc	12	2950 Angellette Dr	Austell	30106
Southeastern Truss Inc	12	PO Box 493	Camilla	31730
Bracey Lumber Co Inc	11	PO Box 960	Thomasville	31799
Strickland Truss Inc	11	PO Box 33	Buford	30515
Superior Roof & Floor Systems	10	PO Box 700	Winston	30187
P A E Inc	10	PO Box 1154	Woodstock	30188
Gwinnett Lumber Industries	10	440 Sawmill Ct	Suwanee	30024

Number of Establishments



Industry Group

Number of Employees



Georgia Wood Containers Industry Group

Georgia Wood Containers Industry Group

In Georgia, the Georgia Wood Containers Industry Group generated an output of more than \$496 million in 2002, creating a value-added on the order of \$215 million. This level of output employed 3,353 in the Georgia Wood Containers Industry Group. Further, this level of employment commanded an annual payroll of more than \$84 million, averaging just over \$25,280 per employee. The *Census of Manufacturers* recorded a value of shipments worth more than \$218 million.

Activity in the Georgia Wood Containers Industry Group contributed over \$35 million in state sales and taxes.

Large employers in the industry include Elberta Crate and Box Co., Battle Lumber Co., Inc., Keller Ladders, Inc., Larson-Juhl Us LLC, Timbermen, Inc., and Rehrig Pacific Co. Common products of the industry include wood pallets and skids and wood boxes.

Georgia Wood Containers Industry Group

- C Georgia Wood Containers Industry Group generated an output of more than \$496 million in 2002.
- C This level of output employed 3,353 in the Georgia Wood Containers Industry Group.
- C Activity in the Georgia Wood Containers Industry Group contributed over \$35 million in state sales and use taxes.
- C Large employers in the industry include Elberta Crate and Box Co., Battle Lumber Co., Inc., Keller Ladders, Inc., Larson-Juhl Us LLC, Timbermen, Inc., and Rehrig Pacific Co.
- C Common products of the industry include wood pallets and skids and wood boxes.

**Baseline Data for the Georgia Wood Containers Industry Group, 2002
(SIC: 2448,2499,2441,2449)**

	2002	% of Forestry Manufacturing 2002	% of All Manufacturing 2002
All Employees	3,353	5.30%	0.55%
Salary and Wages - Payroll (All Employees)	\$84,763,068	2.67%	0.47%
Average Income (Payroll/Employment)	\$25,280		
Value Added by Manufacturers	\$215,419,743		
State Sales and Use Taxes	\$35,337,785		
Value of Shipments	\$218,629,000		
Kilowatt hours used annually (1,000 kws)			
<i>Source: Annual Survey of Manufacturers, U.S. Census Bureau and Authors Calculations</i>			

Large Employers Georgia Wood Containers Industry Group

- C Elberta Crate and Box Co.
- C Battle Lumber Co., Inc.
- C Keller Ladders, Inc.
- C Larson-Juhl US LLC
- C Timbermen, Inc.
- C Rehrig Pacific Co.

Major Georgia Wood Containers Industry Group Products

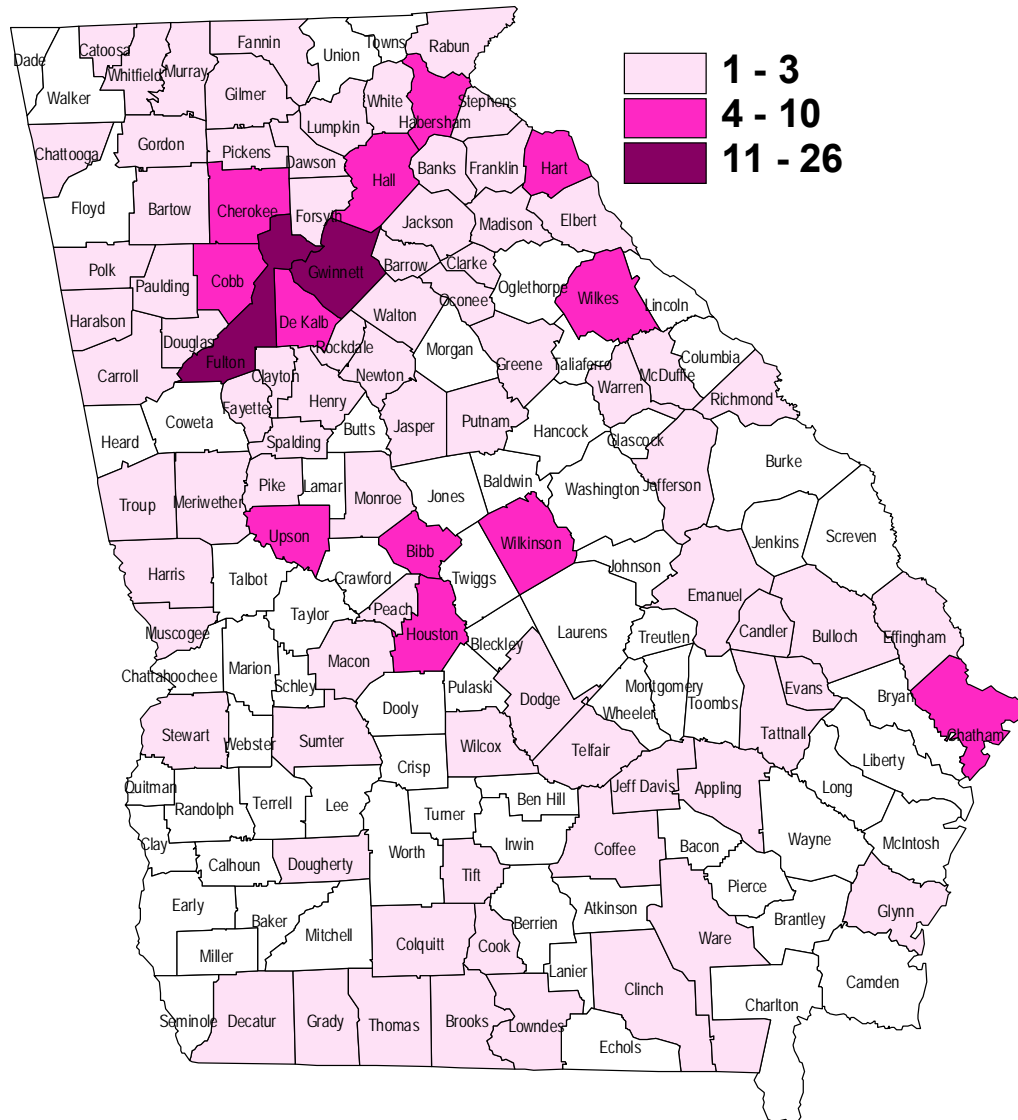
- C Wood Pallets and Skids
- C Wood Boxes

Georgia Wood Containers Industry Group (SIC 2448,2499,2441,2449)				
Company Name	Employment	Mail Address	City	Zip
Elberta Crate & Box Co	450	PO Box 760	Bainbridge	31718
Battle Lumber Co Inc	290	PO Box 1147	Wadley	30477
Keller Ladders Inc	200	PO Box 849	Swainsboro	30401
Larson-Juhl US L L C	180	PO Box 2728	Norcross	30091
Timbermen Inc	170	PO Box 107	Camak	30807
Rehrig Pacific Co	160	1000 Raco Ct	Lawrenceville	30045
Georgia Crate & Basket Co	140	PO Box 46	Thomasville	31799
International Paper Co	125	PO Box A	Meldrim	31318
Langboard Inc	120	PO Box 837	Quitman	31643
Warner Robins Supply Co Inc	120	PO Box 2268	Warner Robins	31099
Demis Products Inc	110	PO Box 348	Lithonia	30058
Keadle Lumber Enterprises Inc	105	889 Railroad St	Thomaston	30286
American Testing Lab.	104	PO Box 4230	Eatonton	31024
Beadles Lumber Co Inc	100	PO Box 3457	Moultrie	31776
Corbett Plywood Corp	100	PO Box 367	Baxley	31515
Georgia-Pacific Corp	100	PO Box 608	Claxton	30417
Ifco Systems North Amer.	100	1080 S River Ind. Blvd SE	Atlanta	30315
K W McAvoy & Son Inc	100	3540 Greensboro Rd	Washington	30673
Lamb Brothers Lumber Co	100	PO Box 428	Wrens	30833
Talley-Corbett Box Co	100	PO Box 309	Adel	31620
Pallet One	70	PO Box 712	Hazlehurst	31539
Peach State Pallet Co	70	2444 Forrest Park Rd SE	Atlanta	30315
Wood Tech Mfg & Sply Co	70	PO Box 858	Rochelle	31079
J P Smith Lumber Co Inc	65	PO Box 238	Menlo	30731
Pallets South A GA Corp	60	PO Box 710	Cairo	31728
Wilco Wood Works Inc	60	PO Box 286	Irwinton	31042
Ace Pole Co Inc	52	PO Box 1323	Waycross	31502
Brown Industries Inc	50	PO Box 847	Dalton	30722
North Amer. Container Corp	50	5851 Riverview Rd SE	Mableton	30126
OSI Sealants Inc	50	1600 Executive Dr	Lagrange	30240
Southern Structural Inc	50	595 Commerce Park Dr SE	Marietta	30060
Woodbury Box Co Inc	50	PO Box 191	Thomaston	30286
Atlanta Hardwood Corp	45	PO Box 548	Cleveland	30528
Blue Ridge Mnt Woodcrafts	45	PO Box 566	Ellijay	30540
IFCO Systems	45	PO Box 188	Pine Mountain	31823
Night Forest Products	45	PO Box 490	Cartersville	30120
Deljou Art Group	43	1616 Huber St NW	Atlanta	30318

Georgia Wood Containers Industry Group (SIC 2448,2499,2441,2449)				
Company Name	Employment	Mail Address	City	Zip
Louver Shop Inc	43	62 Industrial Park Rd	Dawsonville	30534
Bo's Pallets Inc	42	2427 Highway 140 NW	Adairsville	30103
Pallet Express Inc	42	3131 Aero Ct	Atlanta	30344
Scroggs Corp	42	PO Box 219	Cornelia	30531
Kevco Inc	40	410 Old Quitman Rd	Adel	31620
Martin Fireproofing Georgia	40	PO Box 768	Elberton	30635
R & L Distributors Inc	40	980A Jefferson St NW	Atlanta	30318
Mark Wilkinson Lumber	38	4260 Highway 184	Toccoa	30577
Piedmont Moulding Co Inc	36	2203 Old Covington Hwy	Conyers	30012
Dudley Pallet & Box Co Inc	35	PO Box 156	Richland	31825
Pallet Factory	35	128 Farrar St	Shady Dale	31085
Southern Forest Industries	35	PO Box 373	Smarr	31086
American Excelsior Co	34	385 Hudson Rd	Griffin	30224
Erwin Industries Inc	30	9252 Highway 142	Newborn	30056
International Paper Co	30	2300 Windy Ridge Pkwy SE	Atlanta	30339
Lanier Pallet Recycling Inc	30	2410 Highway 334	Commerce	30530
Pallet Acquisitions LLC	30	PO Box 16642	Atlanta	30321
Sonoco Products Co	30	109 Stewart Pkwy	Greensboro	30642
Triple S Pallet Co	30	RR 1 Box 121	Adel	31620
U S Customized Finishes Inc	30	1175 Highway 23 NW Ste 8	Suwanee	30024
Van Leer Containers Inc	30	1030 Raco Ct	Lawrenceville	30045
Cleghorn Cabinets Inc	28	108 Constitution Dr	Warner Robins	31088
Closets & More Inc	27	1146 King Industrial Dr	Marietta	30062
Devenco Products Inc	25	PO Box 700	Decatur	30031
Dixieland Wood Products Inc	25	PO Box 8	Louisville	30434
Mallard Frame Inc	25	PO Box 154	Whitesburg	30185
Menlo Lumber & Pallet Co	25	PO Box 201	Menlo	30731
Mock Pallet Co Inc	25	175 Cook Rd	Covington	30014
Sawtooth Wood Products Inc	25	PO Box 118	Alto	30510
Smurfit Stone Container Corp	25	PO Box 58	Homerville	31634
Southern Pine Mfg Inc	25	PO Box 1065	Washington	30673
William C Meredith Co Inc	25	PO Box 90730	Atlanta	30364

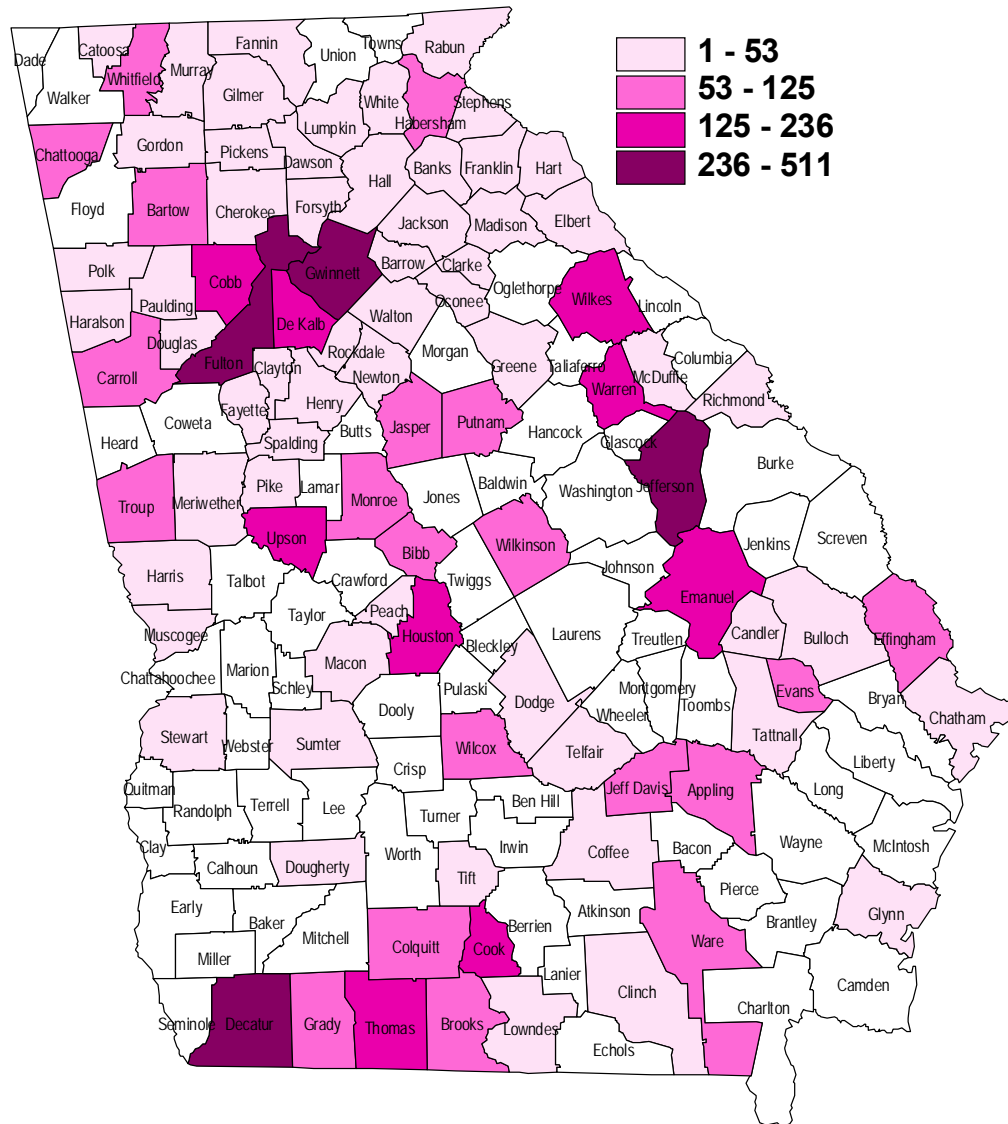
Wood Containers Industry Group

Number of Establishments



Wood Containers Industry Group

Number of Employees



Georgia Prefabricated Wood Buildings Industry Group

Georgia Prefabricated Wood Buildings Industry Group

In Georgia, the Prefabricated Wood Buildings Industry Group generated an output of more than \$83 billion in 2002, creating a value-added on the order of \$26 million. This level of output employed 643 people in the Georgia Prefabricated Wood Buildings Industry Group. This level of employment commanded an annual payroll of more than \$14 million, averaging nearly \$23,000 per employee. The *Census of Manufacturers* recorded a value of shipments worth more than \$49 million.

Activity in the Georgia Prefabricated Wood Buildings Industry Group contributed nearly \$6 million in state sales and use taxes.

Large employers in the industry include Horton Homes Inc., Alliance Homes, Inc., Southern Structural Inc., Sisson Dupont and Carder Mfg., Inc., Triple A Modular Buildings, Nationwide Homes Inc., and International Housing Ind. Common products of the industry include prefabricated wood buildings and wood mobile home frames.

Georgia Prefabricated Wood Buildings Industry Group

- C Georgia Prefabricated Wood Buildings Industry Group generated an output of more than \$83 billion in 2002.
- C This level of output employed 643 people in the Georgia Prefabricated Wood Buildings Industry Group.
- C Activity in the Georgia Prefabricated Wood Buildings Industry Group contributed nearly \$6 million in state sales and use taxes.
- C Large employers in the industry include Horton Homes Inc., Alliance Homes, Inc., Southern Structural Inc., Sisson Dupont and Carder Mfg., Inc., Triple A Modular Buildings, Nationwide Homes Inc., and International Housing Ind.
- C Common products of the industry include prefabricated wood buildings and wood mobile home frames.

Baseline Data for the Georgia Prefabricated Wood Buildings Industry Group, 2002 (SIC: 2452)			
	2002	% of Forestry Manufacturing 2002	% of All Manufacturing 2002
All Employees	643	1.02%	0.10%
Salary and Wages - Payroll (All Employees)	\$14,655,700	4.62%	0.08%
Average Income in (Payroll/Employment)	\$22,793		
Value Added by Manufacturers	\$26,199,087		
State Sales and Use Taxes	\$5,611,017		
Value of Shipments	\$49,414,000		
Kilowatt hours used annually (1,000 kws)			
<i>Source: Annual Survey of Manufacturers, U.S. Census Bureau and Authors Calculations</i>			

Large Employers in Georgia Prefabricated Wood Buildings Industry Group

- C Horton Homes Inc.
- C Alliance Homes, Inc.⁷
- C Southern Structural Inc.
- C Sisson Dupont and Carder Mfg., Inc.
- C Triple A Modular Buildings
- C Nationwide Homes Inc.
- C International Housing Ind.

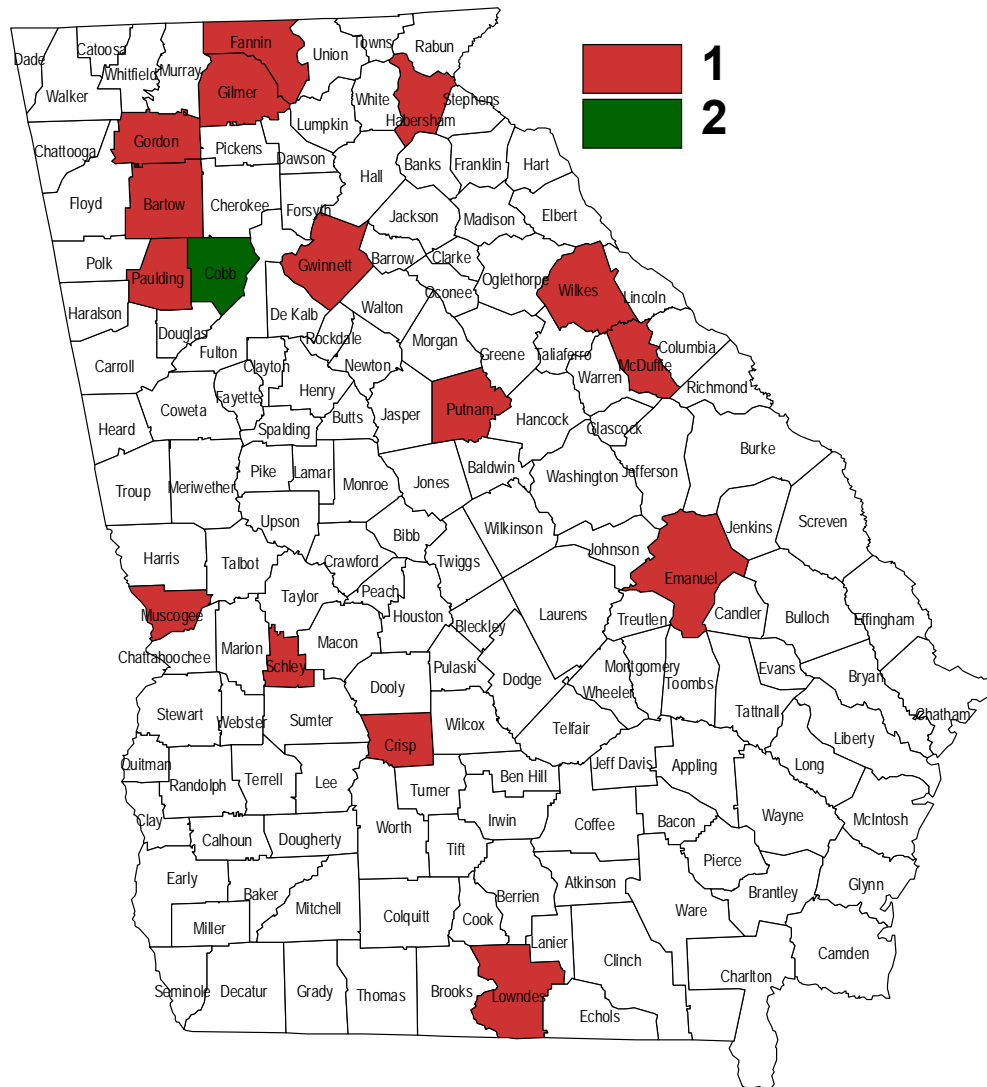
Major Georgia Prefabricated Wood Buildings Industry Group Products

- C Prefabricated wood buildings
- C Wood mobile home frames

Georgia Prefabricated Wood Buildings Industry Group (SIC 2452)				
Company Name	Employment	Mail Address	City	Zip
Horton Homes Inc	1450	PO Box 4410	Eatonton	31024
Alliance Homes Inc	125	PO Box 266	Adrian	31002
Southern Structural Inc	50	595 Commerce Park Dr SE	Marietta	30060
Sisson Dupont & Carder Mfg Inc	48	PO Box 965	Blue Ridge	30513
Triple A Modular Buildings	43	PO Box 587	Ellaville	31806
Nationwide Homes Inc	40	PO Box 70	Arabi	31712
International Housing Inds	30	PO Box 428	Thomson	30824
Esprit Log Timber Frame Homes	25	PO Box 1136	Ellijay	30540

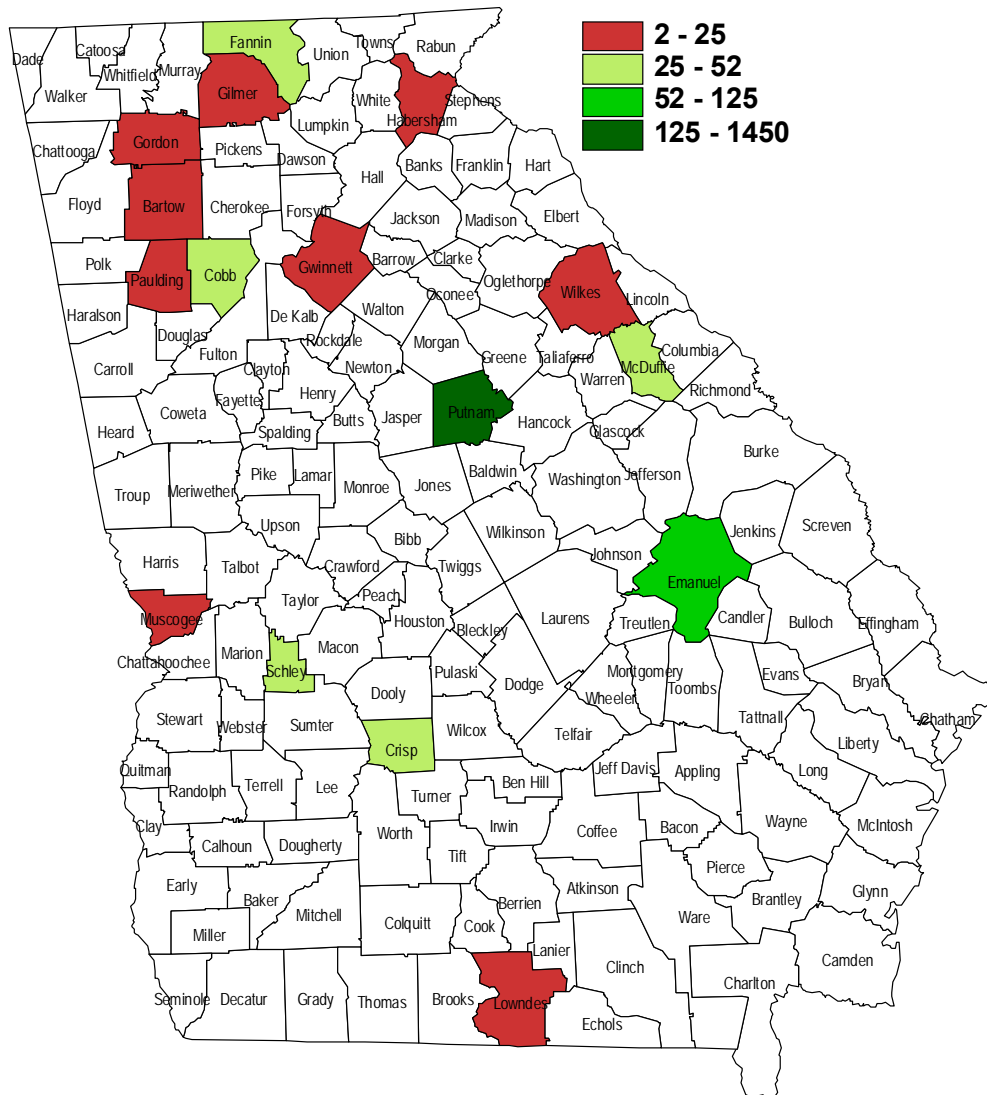
Prefabricated Wood Buildings Industry Group

Number of Establishments



Prefabricated Wood Buildings Industry Group

Number of Employees



Georgia Wood Household Furniture Industry Group

Georgia Wood Household Furniture Industry Group

In Georgia, the Wood Household Furniture Industry Group generated an output of more than \$284 million in 2002, creating a value-added on the order of nearly \$92 million. This level of output employed 2,632 people in the Georgia Wood Household Furniture Industry Group. This level of employment commanded an annual payroll of more than \$67 million, averaging just over \$25,000 per employee. The *Census of Manufacturers* recorded a value of shipments worth more than \$267 million.

Activity in the Georgia Wood Household Furniture Industry Group contributed nearly \$17 million in state sales and use taxes.

Large employers in the industry include Hon Industries Inc., Geiger International Inc., Basset Furniture Industries, Leggett and Platt Inc., Aaron Rents Inc., Flexsteel Industries Inc., Church Chair Industries Inc., and Baby's Dream Furniture Inc. Common products of the industry include upholstered household furniture, wood household furniture, and wood household furnishings and fixtures.

Georgia Wood Household Furniture Industry

- C Georgia Wood Household Furniture Industry Group generated an output of more than \$284 million in 2002.
- C This level of output employed 2,632 in the Georgia Wood Household Furniture Industry Group.
- C Activity in the Georgia Wood Household Furniture Industry Group contributed nearly \$17 million in state sales and use taxes.
- C Large employers in the industry include Hon Industries Inc., Geiger International Inc., Basset Furniture Industries, Leggett and Platt Inc., Aaron Rents Inc., Flexsteel Industries Inc., Church Chair Industries Inc., and Baby's Dream Furniture Inc.
- C Common products of the industry include upholstered household furniture, wood household furniture, and wood household furnishings and fixtures.

**Baseline Data for the Georgia Wood Household Furniture Industry
Group, 2002
(SIC: 2512, 2511)**

	2002	% of Forestry Manufacturing 2002	% of All Manufacturing 2002
All Employees	2,632	4.16%	0.43%
Salary and Wages - Payroll (All Employees)	\$67,279,320	2.12%	0.38%
Average Income (Payroll/Employment)	\$25,562		
Value Added by Manufacturers	\$91,968,272		
State Sales and Use Taxes	\$16,630,197		
Value of Shipments	\$266,925,000		
Kilowatt hours used annually (1,000 kws)			

Source: Annual Survey of Manufacturers, U.S. Census Bureau and Authors Calculations

Large Employers in the Georgia Wood Household Furniture Industry Group

- C Hon Industries Inc.
- C Geiger International Inc.
- C Basset Furniture Industries
- C Leggett and Platt Inc.
- C Aaron Rents Inc.
- C Flexsteel Industries Inc.
- C Church Chair Industries Inc.
- C Baby's Dream Furniture Inc.

Major Georgia Wood Household Furniture Industry Group Products

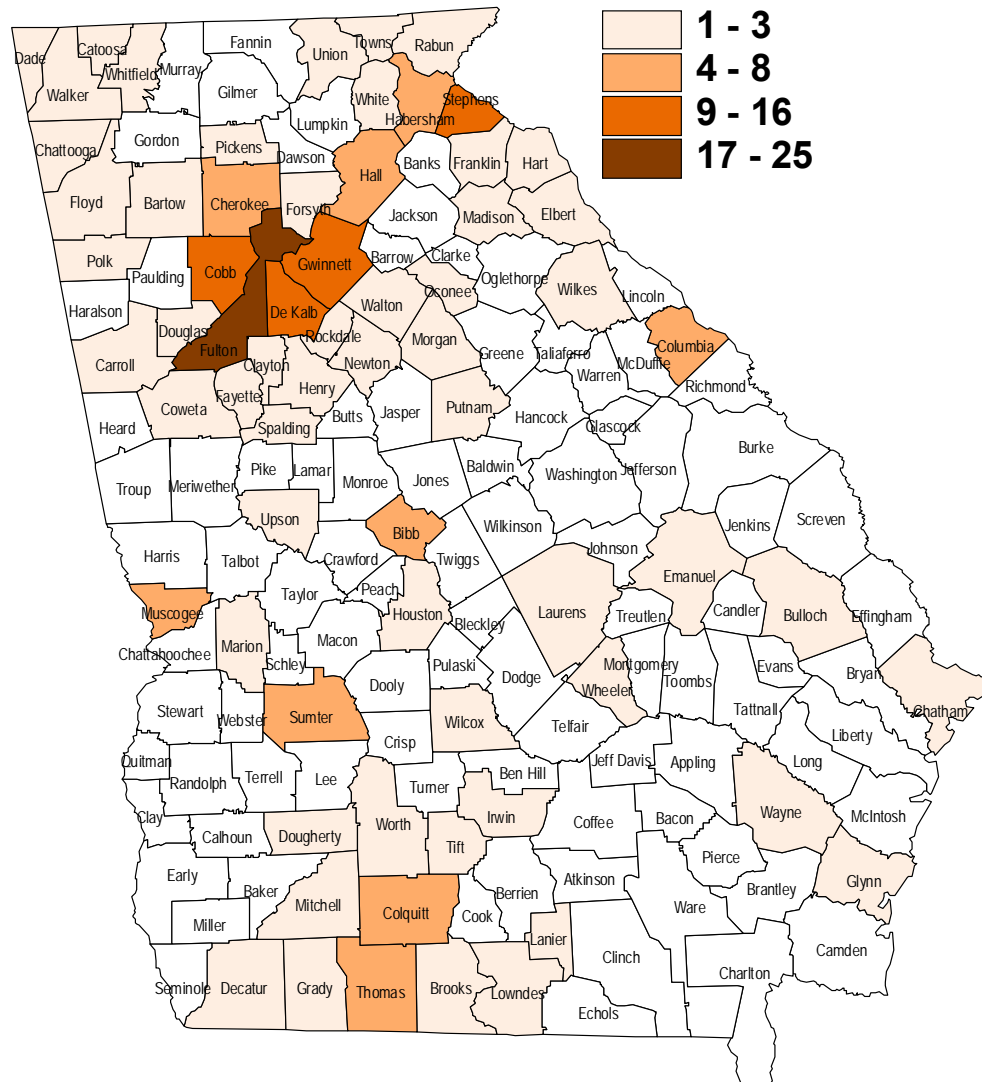
- C Upholstered Household Furniture
- C Wood Household Furniture
- C Wood Household Furnishings and Fixtures
- C

Georgia Wood Household Furniture Industry Group SIC 2512,2511,2515)				
Company Name	Employment	Mail Address	City	Zip
Hon Industries Inc	500	PO Box 1000	Cedartown	30125
Geiger International Inc	450	PO Box 43068	Atlanta	30336
Bassett Furniture Industries	450	PO Box 1267	Dublin	31040
Leggett & Platt Inc	350	1000 L & P Pkwy	Monroe	30655
Aaron Rents Inc	300	PO Box 459	Coolidge	31738
Flexsteel Industries Inc	286	PO Box 1067	Dublin	31040
Church Chair Industries Inc	240	7007 New Calhoun Hwy NE	Rome	30161
Baby's Dream Furniture Inc	230	PO Box 579	Buena Vista	31803
Moultrie Post Form Inc	170	PO Box 459	Moultrie	31776
Sealy Mattress Co	150	1705 Rockdale Ind'l Blvd NW	Conyers	30012
Simmons Co	150	7131 Discovery Blvd	Mableton	30126
Gem Industries Inc	150	PO Box 610	Toccoa	30577
Habersham Plantation Corp	135	PO Box 1209	Toccoa	30577
Simmons Co	115	1 Concourse Pkwy NE # 600	Atlanta	30328
Spears Mattress Co	110	PO Box 5504	Rome	30162
Levent Inc	100	1130 Bankhead Ave NW	Atlanta	30318
Southern Craftsmens Guild	100	465 Toccoa Hwy	Mount Airy	30563
Crescent Sleep Products Co	100	701 Horizon South Pkwy	Grovetown	30813
Georgia Chair Co Inc	90	PO Box 935	Gainesville	30503
Robertson Furniture Co Inc	75	PO Box 847	Toccoa	30577
Wood Tech Mfg & Sply Co	70	PO Box 858	Rochelle	31079
American Heritage Furniture	70	PO Box 805	Toccoa	30577
2 Day Design Inc	70	RR 1	Eastanollee	30538
Jamison Bedding Inc	60	PO Box 3126	Albany	31706
Williams Furniture Industries	60	PO Box 1549	Americus	31709
Leather Creations Inc	60	3270 Summit Ridge Pkwy	Duluth	30096
Spring Air Mattress Co	54	PO Box 43645	Atlanta	30336
Crawford Kitchens Inc	45	3831 Oak Dr	Martinez	30907
Southland Furniture Inc	42	PO Box 565	Ocilla	31774
Autrey Furniture Mfg Inc	42	PO Box 1821	Moultrie	31776
GA Correctional Industries	40	2984 Clifton Springs Rd	Decatur	30034
Thomasville Office Furniture	37	PO Box 260	Thomasville	31799
Healthier Choice Carpets/Cushn	35	401 Jones St	Dalton	30720
Designs Unlimited Inc	35	PO Box 830277	Stn Mountain	30083
Colgate Mattress Atlanta Corp	35	779 Fulton Ter SE	Atlanta	30316
American Bedding Co Inc	35	PO Box 2336	Gainesville	30503
Southeast Bedding Co	35	PO Box 6249	Columbus	31917

Georgia Wood Household Furniture Industry Group SIC 2512,2511,2515)				
Company Name	Employment	Mail Address	City	Zip
Continental Specialty Co Inc	35	PO Box 10	Ty Ty	31795
Simmons Co Inc	35	1900 Beaver Ridge Cir	Norcross	30071
Janic Manufacturing Inc	34	70 Riverside Dr SW	Cartersville	30120
Oconee Woodworks Inc	34	PO Box 175	Glenwood	30428
Hudson Cabinet Co Inc	30	175 Arcado Rd NW	Lilburn	30047
Country Craft Furniture Inc	30	PO Box 760	Flowery Branch	30542
Associated Sleep Industries	30	PO Box 71577	Newnan	30271
Cleghorn Cabinets Inc	28	108 Constitution Dr	Warner Robins	31088
North American Seating Inc	26	541 Industrial Dr	Woodstock	30189
Southern Manor Furniture Corp	25	PO Box 1247	Thomasville	31799
Spinalight Inc	25	1620 Cobb Pkwy NW	Kennesaw	30152
Creative Financial Solutions	25	1899D Metropolitan Pkwy SW	Atlanta	30315
Scott Bedding Co	24	PO Box 687	Americus	31709
Universal Cabinets Inc	23	320 S Belair Rd	Martinez	30907
A & J Mattress Co Inc	21	PO Box 5710	Thomasville	31758
Rex Manufacturing Co Inc	20	PO Box 548	Rex	30273
Furniture Guild Inc	20	PO Box 1647	Canton	30114
Mooney Manufacturing Co	20	PO Box 28	Flowery Branch	30542
Coleman Furniture Co Inc	20	PO Box 3057	Eatonton	31024
Design Manufacturing Group	20	821 Damar Rd	Marietta	30062
DRMF Inc	20	1335 Capital Cir SE Ste A	Marietta	30067
Cody Road Workshops Inc	20	2195 Cody Rd	Mount Airy	30563

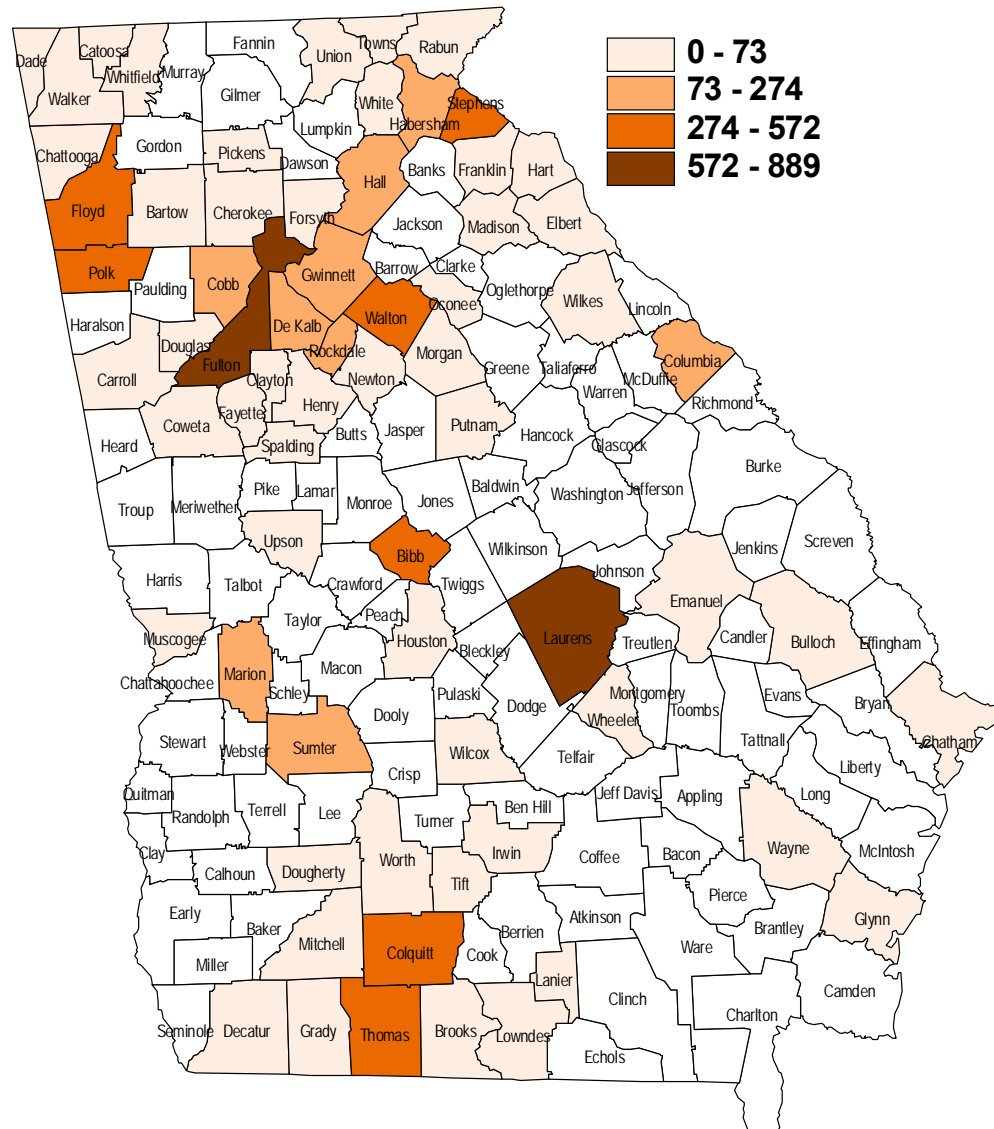
Wood Household Furniture Industry Group

Number of Establishments



Wood Household Furniture Industry Group

Number of Employees



Georgia Pulp Mills Industry Group

Georgia Pulp Mills Industry Group

In Georgia, the Pulp Mill Industry Group generated an output of more than \$944 million in 2002, creating a value-added on the order of nearly \$421 million. This level of output employed 2,153 people in the Georgia Pulp Mill Industry Group. This level of employment commanded an annual payroll of more than \$175 million, averaging just over \$81,000 per employee.

Activity in the Georgia Pulp Mill Industry Group contributed nearly \$55 million in state sales and use taxes.

Large employers in the industry include Georgia-Pacific Inc., Rayonier Inc., Brunswick Pulp and Paper Co., Weyerhaeuser Co., SP Newsprint Co., Sonoco Products Co., and Beadles Lumber Co., Inc. Common products of the industry include pulp used in the manufacturing of paper products.

Georgia Pulp Mills Industry Group

- C Georgia Pulp Mill Industry Group generated an output of more than \$944 million in 2002.
- C This level of output employed 2,153 people in the Georgia Pulp Mill Industry Group.
- C Activity in the Georgia Pulp Mill Industry Group contributed nearly \$55 million in state sales and use taxes.
- C Large employers in the industry include Georgia-Pacific Inc., Rayonier Inc., Brunswick Pulp and Paper Co., Weyerhaeuser Co., SP Newsprint Co., Sonoco Products Co., and Beadles Lumber Co., Inc.
- C Common products of the industry include pulp used for the manufacturing of paper products.

Baseline Data for the Georgia Pulp Mills Industry Group, 2002 (SIC: 2611)			
	2002	% of Forestry Manufacturing 2002	% of All Manufacturing 2002
All Employees	2,153	3.40%	0.35%
Salary and Wages - Payroll (All Employees)	\$175,070,115	5.52%	0.98%
Average Income (Payroll/Employment)	\$81,314		
Value Added by Manufacturers	\$420,737,708		
State Sales and Use Taxes	\$54,934,484		
Value of Shipments	N/A		
Kilowatt hours used annually (1,000 kws)			
<i>Source: Annual Survey of Manufacturers, U.S. Census Bureau and Authors Calculations</i>			

Large Employers in the Georgia Pulp Mills Industry Group

- C Georgia-Pacific Inc.
- C Rayonier Inc.
- C Brunswick Pulp and Paper Co.
- C Weyerhaeuser Co.
- C SP Newsprint Co.
- C Sonoco Products Co.
- C Beadles Lumber Co., Inc.

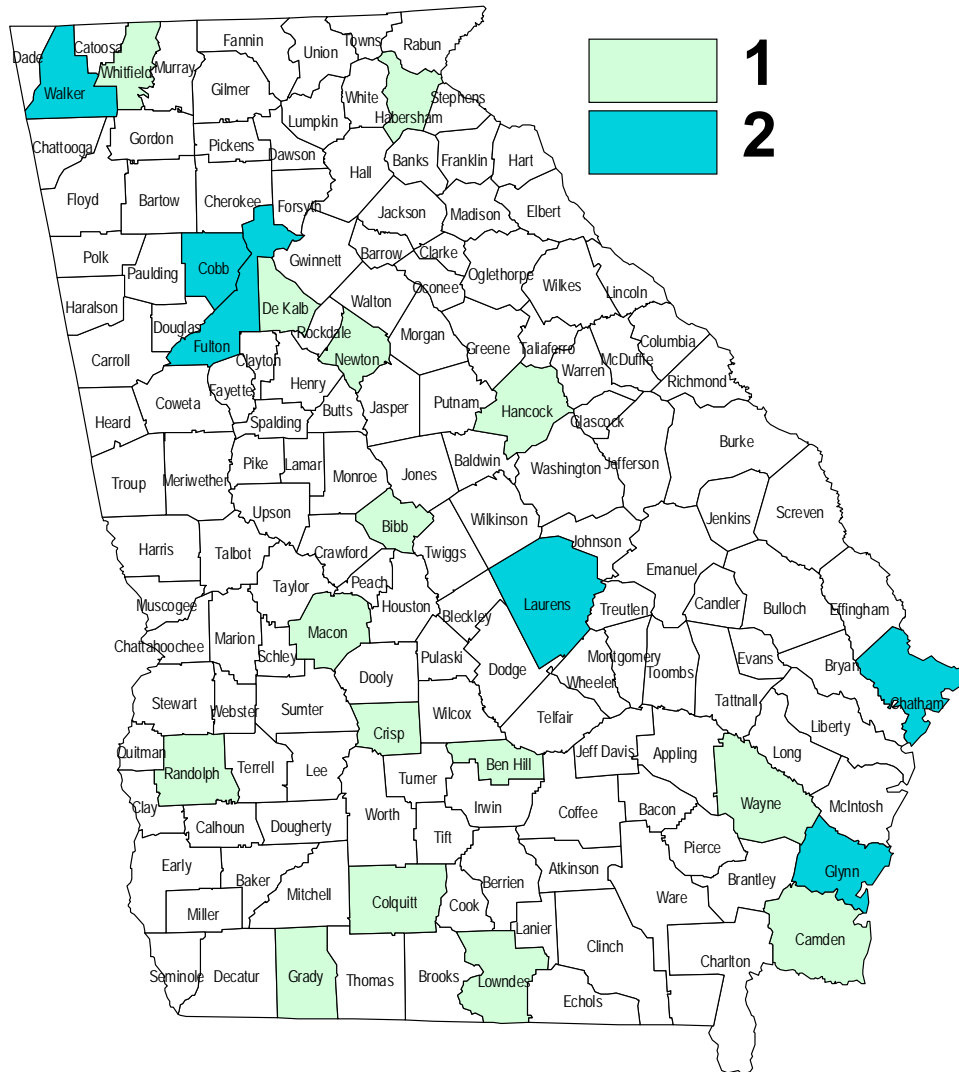
Major Georgia Pulp Mills Industry Group Products

- C Pulp used in the manufacturing of paper products.

Georgia Pulp Mills Industry Group (SIC 2611)				
Company Name	Employment	Mail Address	City	Zip
Georgia-Pacific Corp	1600	PO Box 105606	Atlanta	30348
Rayonier Inc	800	PO Box 2070	Jesup	31598
Brunswick Pulp & Paper Co	782	PO Box 1438	Brunswick	31521
Georgia-Pacific Corp	775	PO Box 1438	Brunswick	31521
Weyerhaeuser Co	450	PO Box 238	Oglethorpe	31068
Sp Newsprint Co	380	PO Box 1169	Dublin	31040
Weyerhaeuser Co	190	PO Box 668	Savannah	31402
Sonoco Products Co	103	2490 Marietta Rd NW	Atlanta	30318
Beadles Lumber Co Inc	100	PO Box 3457	Moultrie	31776
Macon Iron & Paper Stock Co In	60	PO Box 506	Macon	31202
Applegate Insulation Mfg LLC	30	762 Stonecypher St	Cornelia	30531
Evergreen Timber Inc	30	PO Box 277	Cuthbert	31740
Caraustar Recovered	30	145 Phelps Rd SE	Dalton	30720
Southern Paper Recovery Inc	22	PO Box 1482	Savannah	31402
C & C Recycle Inc	20	PO Box 1688	La Fayette	30728
LINPAC Inc	13	3391 Town Point Dr NW	Kennesaw	30144
Ponderosa Fibres of America In	12	PO Box 2080	Kennesaw	30156
Timber Energy Resources Inc	12	241 Singletary Rd	Cairo	31728
Rocktenn Co	12	3434B Montreal Industrial Way	Tucker	30084

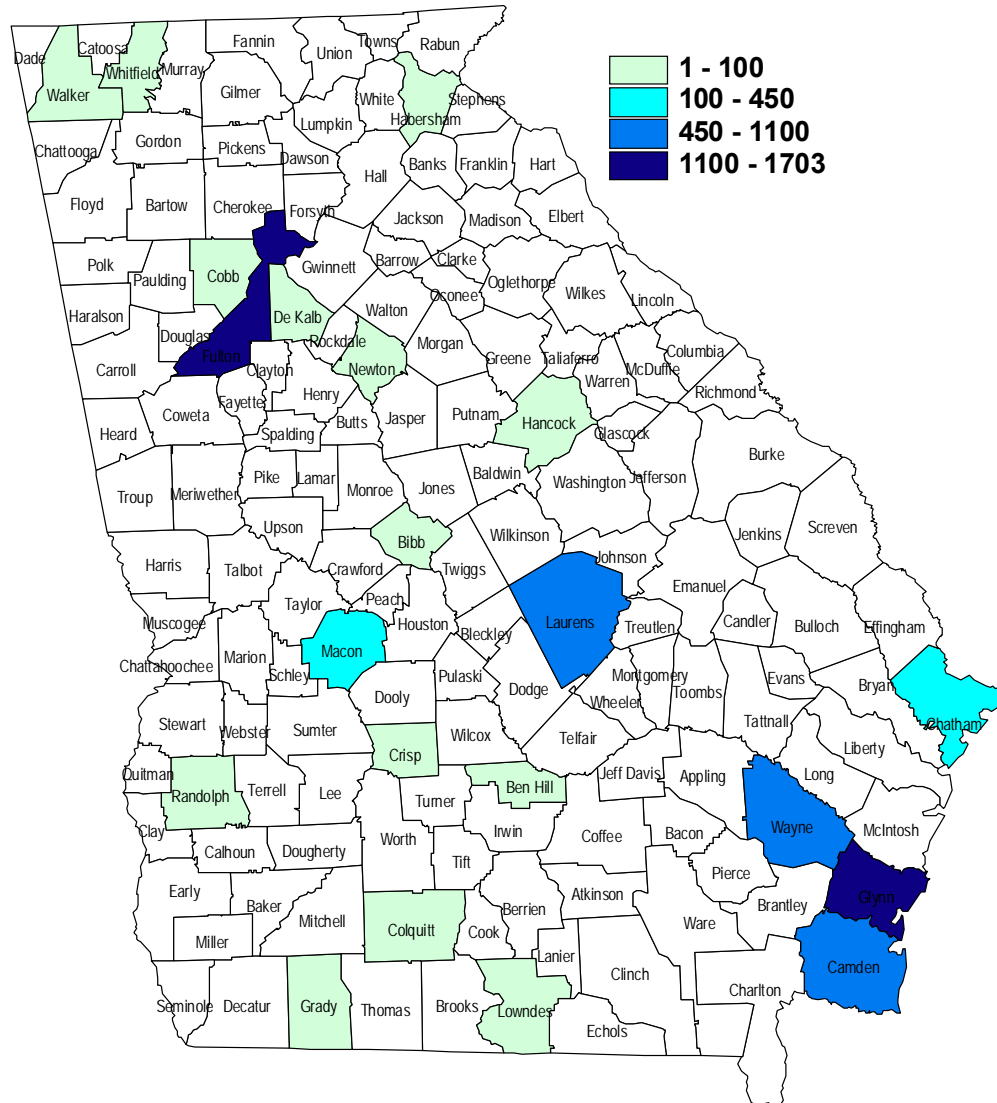
Pulp Mills Industry Group

Number of Establishments



Pulp Mills Industry Group

Number of Employees



Georgia Paper Mills, Non-Paper Building Industry Group

Georgia Paper Mills, Non-Paper Building Industry Group

In Georgia, the Paper Mills, Non-Paper Building Industry Group generated an output of more than \$2 billion in 2002, creating a value-added on the order of nearly \$768 million. This level of output employed 5,564 people in the Georgia Paper Mills, Non-Paper Building Industry Group. This level of employment commanded an annual payroll of more than \$413 million, averaging just over \$74,000 per employee.

Activity in the Georgia Paper Mills, Non-Paper Building Industry Group contributed nearly \$134 million in state sales and use taxes.

Large employers in the industry include Georgia-Pacific Corp., Augusta Newsprint Co., Sp Newsprint Co., International Paper Co., Toppan InterAmerica Inc. Common products of the industry include newsprint products.

Georgia Paper Mills, Non-Paper Building Industry Group

- C Georgia Paper Mills, Non-Paper Building Industry Group generated an output of more than \$2 billion in 2002.
- C This level of output employed 5,564 people in the Georgia Paper Mills, Non-Paper Building Industry Group.
- C Activity in the Georgia Paper Mills, Non-Paper Building Industry Group contributed nearly \$134 million in state sales and use taxes.
- C Large employers in the industry include Georgia-Pacific Corp., Augusta Newsprint Co., Sp Newsprint Co., International Paper Co., Toppan InterAmerica Inc.
- C Common products of the industry include newsprint products.

**Baseline Data for the Georgia Paper Mills, Non-Paper Building Industry Group,
2002
(SIC: 2621)**

	2002	% of Forestry Manufacturing 2002	% of All Manufacturing 2002
All Employees	5,564	8.79%	0.91%
Salary and Wages - Payroll (All Employees)	\$413,238,872	13.02%	2.31%
Average Income (Payroll/Employment)	\$74,270		
Value Added by Manufacturers	\$767,896,131		
State Sales and Use Taxes	\$133,832,361		
Value of Shipments	N/A		
Kilowatt hours used annually (1,000 kws)			

Source: Annual Survey of Manufacturers, U.S. Census Bureau and Authors Calculations

Large Employers in the Georgia Paper Mills, Non-Paper Building Industry Group

- C Georgia-Pacific Corp.
- C Augusta Newsprint Co.
- C Sp Newsprint Co.
- C International Paper Co.
- C Toppan InterAmerica Inc.

Major Georgia Paper Mills, Non-Paper Building Product Industry

- C Newsprint products

Georgia Paper Mills, Non-Paper Building Industry Group (SIC 2621)				
Company Name	Employment	Mail Address	City	Zip
Georgia-Pacific Corp	1600	PO Box 105606	Atlanta	30348
Georgia-Pacific Corp	830	PO Box 44	Cedar Springs	31732
Augusta Newsprint Co Empl	396	PO Box 1647	Augusta	30903
Sp Newsprint Co	380	PO Box 1169	Dublin	31040
Toppan InterAmerica Inc	150	1131 Highway 155 S	McDonough	30253
Deerfield Specialty Papers	104	4302 Mike Padgett Hwy	Augusta	30906
Frances Meyer Inc	100	PO Box 3088	Savannah	31402
Schweitzer-Mauduit Intl	90	100 N Point Ctr E Ste 600	Alpharetta	30022
Pratt Industries Inc	45	1800C Sarasota Busines Pkwy NE	Conyers	30013
International Paper Co	30	2300 Windy Ridge Pkwy SE	Atlanta	30339
Sabin Robbins Paper Co	24	4601 Welcome All Rd SW # 1	Atlanta	30349
Seapac Inc	20	4601 Welcome All Rd SW # 6	Atlanta	30349
Harper Engraving & Printing GA	11	2485 Park Central Blvd	Decatur	30035
Donald C Warren	5	PO Box 216	Carrollton	30117
Unimate	5	1225 Johnson Ferry Rd # 125	Marietta	30068

[illegible]

5 - 45
45 - 150
150 - 500
500 - 1734

Georgia Paperboard Mills Industry Group

Georgia Paperboard Mills Industry Group

In Georgia, the Paperboard Mills Industry Group generated an output of more than \$1.6 billion in 2002, creating a value-added on the order of nearly \$500 million. This level of output employed 5,564 people in the Georgia Paperboard Mills Industry Group. This level of employment commanded an annual payroll of nearly \$280 million, averaging just over \$72,000 per employee. The *Census of Manufacturers* recorded a value of shipments worth more than \$2.6 billion.

Activity in the Georgia Paperboard Mills Industry Group contributed nearly \$100 million in state sales and use taxes.

Large employers in the industry include Georgia-Pacific Corp., International Paper Co., Brunswick Pulp and Paper Co., Inland Paperboard and Packaging, Riverwood International Corp., Packaging Corp of America, and Interstate Paper LLC. Common products of the industry include paperboard.

Georgia Paperboard Mills Industry Group

- C Georgia Paperboard Mills Industry Group generated an output of more than \$1.6 billion in 2002.
- C This level of output employed 3,862 people in the paperboard mills industry group.
- C Activity in the Georgia Paperboard Mills Industry Group contributed nearly \$100 million in state sales and use taxes.
- C Large employers include Georgia-Pacific Corp., International Paper Co., Brunswick Pulp and Paper Co., Inland Paperboard and Packaging, Riverwood International Corp., Packaging Corp of America, and Interstate Paper LLC.
- C The industry produces goods paperboard products.

**Baseline Data for the Georgia Paperboard Mills Industry Group, 2002
(SIC: 2631)**

	2002	% of Forestry Manufacturing 2002	% of All Manufacturing 2002
All Employees	3,862	6.10%	0.63%
Salary and Wages - Payroll (All Employees)	\$279,121,131	8.80%	
Average Income (Payroll/Employment)	\$72,274		
Value Added by Manufacturers	\$494,389,600		
State Sales and Use Taxes	\$98,172,459		
Value of Shipments	\$2,627,264,000		
Kilowatt hours used annually (1,000 kws)			
<i>Source: Annual Survey of Manufacturers, U.S. Census Bureau and Authors Calculations</i>			

Large Employers in Georgia Paperboard Mills Industry Group

- C Georgia-Pacific Corp.
- C International Paper Co.
- C Brunswick Pulp and Paper Co.
- C Inland Paperboard and Packaging
- C Riverwood International Corp.
- C Packaging Corp of America
- C Interstate Paper LLC.

Major Georgia Paperboard Mills Industry Group Product

- C Paperboard products

Georgia Paperboard Mills Industry Group (SIC 2631)				
Company Name	Employment	Mail Address	City	Zip
Georgia-Pacific Corp	1600	PO Box 105606	Atlanta	30348
International Paper Co	937	PO Box 1425	Augusta	30903
Georgia-Pacific Corp	830	PO Box 44	Cedar Springs	31732
Brunswick Pulp & Paper Co	782	PO Box 1438	Brunswick	31521
Inland Paperboard & Packaging	639	PO Box 1551	Rome	30162
Riverwood International Corp	500	PO Box 3215	Macon	31205
Packaging Corp Of America	438	PO Box 1048	Valdosta	31603
Interstate Paper LLC	312	2366 Interstate Rd	Riceboro	31323
Firstline Corp	272	PO Box 1128	Valdosta	31603
MeadWestvaco Corp	250	810 Lake Ave NE	Atlanta	30307
Rock-Tenn Co	175	PO Box 4098	Norcross	30091
Blue Ridge Paper Products Inc	159	600 Dairy Pak Rd	Athens	30607
IVEX Packaging Corp	153	PO Box 508	Madison	30650
Caraustar Industrial & Consume	124	PO Box 8	Austell	30168
LINPAC Inc	105	655 Selig Dr SW	Atlanta	30336
Visy Paper Inc	105	1800 Sarasota Business Pkwy NE	Conyers	30013
Riverwood International Corp	100	3350 Riverwood Pkwy SE # 1400	Atlanta	30339
MeadWestvaco Corp	100	6180 Jersey Alcovy Rd NE	Covington	30014
Dimac Marketing Partners Inc	100	PO Box 458	Austell	30168
Sweetwater Paper Board Corp	100	PO Box 665	Austell	30168
Georgia-Pacific Corp	100	PO Box 350	Saint Marys	31558
R T S Packaging LLC	100	PO Box 220	Hartwell	30643
Riverwood International Corp	64	835 Franklin Ct SE	Marietta	30067
National Packaging Solutions	58	612 Callahan Rd SE	Dalton	30721
Multicell Packaging Inc	53	191 Victor St	Lawrenceville	30045
Caraustar Industries Inc	45	PO Box 115	Austell	30168
Smurfit-Stone Container Corp	42	101 Pine St	Cedartown	30125
Interbake Foods Inc	35	1116 Industry Ave	Albany	31707
General Packaging Products	35	PO Box 1843	Waycross	31502
Sonoco Products Co	34	PO Box 1766	Norcross	30091
Dalton Paper Products Inc	30	PO Box 1144	Dalton	30722
Syntrex Inc	27	PO Box 3746	Dalton	30719
Capitol USA LLC	25	1907 US 41 S	Dalton	30720
Georgia Paper Tube Inc	25	PO Box 2557	Cartersville	30120
Smurfit Stone Container Corp	25	1750 Century Cir NE # 16	Atlanta	30345
Southern Fabricators Inc	20	980 Hull Ave	Carnesville	30521
Williams Scotsman Inc	20	2310 Alcovy Rd	Dacula	30019
St Marys Paper Board Corp	18	2431B Osborne Rd	Saint Marys	31558
Avon Corrugated Inc	15	6780 Green Industrial Way	Morrow	30260
LINPAC Inc	13	3391 Town Point Dr NW	Kennesaw	30144
Smurfit-Stone Container Corp	10	10157 Industrial Dr NE	Covington	30014

Map of Georgia showing the number of U.S. Representatives per county. The legend indicates the following ranges:

- 1 (Lightest Green)
- 2 - 3 (Light Green)
- 4 - 5 (Medium Green)
- 6 - 7 (Darkest Green)

Counties in the 4-5 range (Medium Green): Whitfield, Gwinnett, Newton.

County in the 6-7 range (Darkest Green): Cobb.

5 - 159
159 - 546
546 - 937
937 - 1955

Georgia Paperboard Containers & Boxes Industry Group

Georgia Paperboard Containers and Boxes Industry Group

In Georgia, the Paperboard Containers and Boxes Industry Group generated an output of nearly \$2 billion in 2002, creating a value-added on the order of nearly \$600 million. This level of output employed 8,184 people in the Georgia Paperboard Containers and Boxes Industry Group. This level of employment commanded an annual payroll of more than \$421 million, averaging nearly \$52,000 per employee. The *Census of Manufacturers* recorded a value of shipments worth nearly \$2 billion.

Activity in the Georgia Paperboard Containers and Boxes Industry Group contributed nearly \$133 million in state sales and taxes.

Large employers in the industry include International Paper, Georgia-Pacific Corp., BWAY Corp., Smurfit-Stone Container Crop, Austell Box Board Corp., Graphic Packaging Corp., Inland Paperboard and Packaging Inc., Weyerhaeuser Co., and Pactiv Corp. Common products of the industry include corrugated and solid fiber boxes, folding paperboard boxes, setup paperboard boxes, and non-folding sanitary food containers.

Georgia Paperboard Containers and Boxes Industry Group

- C Georgia Paperboard Containers and Boxes Industry Group generated an output of nearly \$2 billion in 2002.
- C This level of output employed 8,184 people in the Georgia Paperboard Containers and Boxes Industry Group.
- C Activity in the Georgia Paperboard Containers and Boxes Industry Group contributed nearly \$133 million in state sales and use taxes.
- C Large employers in the industry include International Paper, Georgia-Pacific Corp., BWAY Corp., Smurfit-Stone Container Crop, Austell Box Board Corp., Graphic Packaging Corp., Inland Paperboard and Packaging Inc., Weyerhaeuser Co., and Pactiv Corp.
- C Common products of the industry include corrugated and solid fiber boxes, folding paperboard boxes, setup paperboard boxes, and non-folding sanitary food containers.

Baseline Data for the Georgia Paperboard Containers and Boxes Industry Group, 2002 (SIC: 2650)			
	2002	% of Forestry Manufacturing 2002	% of All Manufacturing 2002
All Employees	8,184	12.93%	1.33%
Salary and Wages - Payroll (All Employees)	\$421,092,767	13.27%	2.36%
Average Income (Payroll/Employment)	\$51,453		
Value Added by Manufacturers	\$575,965,251		
State Sales and Use Taxes	\$132,762,446		
Value of Shipments	\$1,723,977,000		
Kilowatt hours used annually (1,000 kws)			
<i>Source: Annual Survey of Manufacturers, U.S. Census Bureau and Authors Calculations</i>			

Large Employers in the Georgia Paperboard Containers and Boxes Industry Group

- C International Paper
- C Georgia-Pacific Corp.
- C BWAY Corp.
- C Smurfit-Stone Container Corp.
- C Austell Box Board Corp.
- C Graphic Packaging Corp.
- C Inland Paperboard and Packaging Inc.
- C Weyerhaeuser Co.
- C Pactiv Corp.

Major Georgia Paperboard Containers and Boxes Industry Group Products

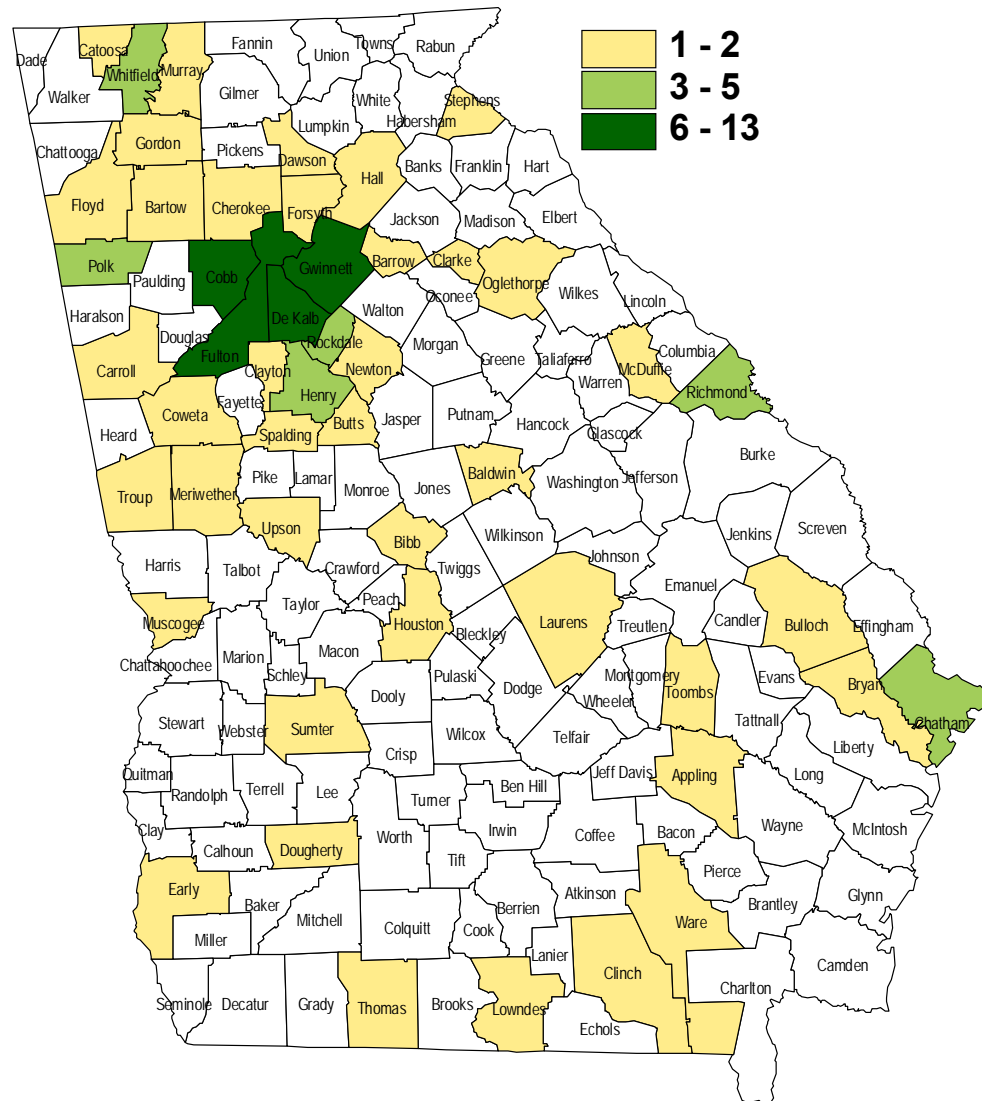
- C corrugated and solid fiber boxes
- C folding paperboard boxes
- C setup paperboard boxes
- C non-folding sanitary food containers

Georgia Paperboard Containers and Boxes Industry Group (SIC 2650)				
Company Name	Employment	Mail Address	City	Zip
International Paper	1800	PO Box 570	Savannah	31402
Georgia-Pacific Corp	830	PO Box 44	Cedar Springs	31732
BWAY Corp	450	PO Box 336	Homerville	31634
Smurfit-Stone Container Corp	288	PO Box 1225	Stone Mountain	30086
Austell Box Board Corp	281	PO Box 157	Austell	30168
Graphic Packaging Corp	235	76 Sprayberry Rd	Newnan	30263
Inland Paperboard & Pkg Inc	221	PO Box 5463	Rome	30162
Weyerhaeuser Co	204	PO Box 248	Lithonia	30058
Pactiv Corp	200	PO Box 10187	Macon	31297
Georgia-Pacific Corp	200	405 Maxwell Dr	Albany	31701
North American Container Corp	200	270 Johnson Lake Rd SE	Adairsville	30103
Georgia-Pacific Corp	178	PO Box 841	Augusta	30903
Rock-Tenn Co	175	PO Box 4098	Norcross	30091
Rehrig Pacific Co	160	1000 Raco Ct	Lawrenceville	30045
Blue Ridge Paper Products Inc	159	600 Dairy Pak Rd	Athens	30607
International Paper Co	150	5115 Pinetree St	Forest Park	30297
Smurfit Stone Container Corp	150	PO Box 759	Lithonia	30058
Advanced Design & Packaging	150	PO Box 43548	Atlanta	30336
Peachtree Packaging Inc	150	770 Marathon Pkwy	Lawrenceville	30045
Gaylord Container Corp	148	4351 Pleasantdale Rd	Atlanta	30340
Stone Container Corp	143	1235 Chattahoochee Ave NW	Atlanta	30318
Georgia-Pacific Corp	140	4600 Northeast Expy	Atlanta	30340
Georgia Crate & Basket Co	140	PO Box 46	Thomasville	31799
Weyerhaeuser Co	138	PO Box 800	Griffin	30224
Jet Corr Inc	130	1975 Sarasota Business Pkwy NE	Conyers	30013
Caraustar Industrial & Consume	124	PO Box 8	Austell	30168
Weyerhaeuser Co	120	PO Box 8787	Columbus	31908
Rock-Tenn Converting Co	120	4464 S Old Peachtree Rd	Norcross	30071
Wil-Mac Container Corp	120	PO Box 479	Conyers	30012
Riverwood International Corp	120	905 W Perry Pkwy	Perry	31069
Rock-Tenn Converting Co	120	PO Box 366	Stone Mountain	30086
Savannah Manufacturing Co	110	11 Artley Rd	Savannah	31408
Design Packaging Inc	107	PO Box 677	Lithonia	30058
Rock-Tenn Converting Co	105	PO Box 2146	Augusta	30903
Packaging Corp of America	103	3200 Lakewood Ave	Atlanta	30344
Sonoco Products Co	103	2490 Marietta Rd NW	Atlanta	30318
Riverwood International Corp	100	3350 Riverwood Pkwy SE # 1400	Atlanta	30339

Georgia Paperboard Containers and Boxes Industry Group (SIC 2650)				
Company Name	Employment	Mail Address	City	Zip
General Cooperage Co Inc	100	875 Raco Dr	Lawrenceville	30045
Container Service Corp	100	PO Box 70	Ringgold	30736
Simkins Industries Inc	100	1069 Atlanta Industrial Dr	Marietta	30066
Greif Bros Corp	100	2000 Lithonia Industrial Blvd	Lithonia	30058
MeadWestvaco Corp	100	6180 Jersey Alcovy Rd NE	Covington	30014
Acco Brands Inc	100	4175 Boulder Ridge Dr SW	Atlanta	30336
General Box Co	100	710 Haines Ave	Waycross	31501
Progress Container Corp	100	635 Patrick Mill Rd SW	Winder	30680
Chief Container Co Inc	100	PO Box 7958	Marietta	30065
LINPAC Inc	100	655A Selig Dr SW	Atlanta	30336
Toccoa Packaging Inc	79	501 W Doyle St	Toccoa	30577
Newark Paperboard Products	75	PO Box 227	Cedartown	30125
Weyerhaeuser Co Inc	75	5099 N Royal Atlanta Dr	Tucker	30084
Capital Packaging Inc	65	PO Box 1000	Thomasville	31799
Meadwestvaco Corp	60	1100 Cir 75 Pkwy Ste 500	Atlanta	30339
Target Container Corp	60	PO Box 3567	Albany	31706
Sonoco Products Co	58	4858 Old Dixie Hwy	Forest Park	30297
National Packaging Solutions	58	612 Callahan Rd SE	Dalton	30721
Multec Industrial Packaging	53	17 Augusta Dr	Newnan	30263
Gulf States Paper Corp	51	3961 Cusseta Rd	Columbus	31903
North American Container Corp	50	5851 Riverview Rd SE	Mableton	30126
Target Container Corp	50	3610 Atlanta Industrial Dr NW	Atlanta	30331
North American Container Corp	50	1355 Highlands Ridge Rd SE	Smyrna	30082

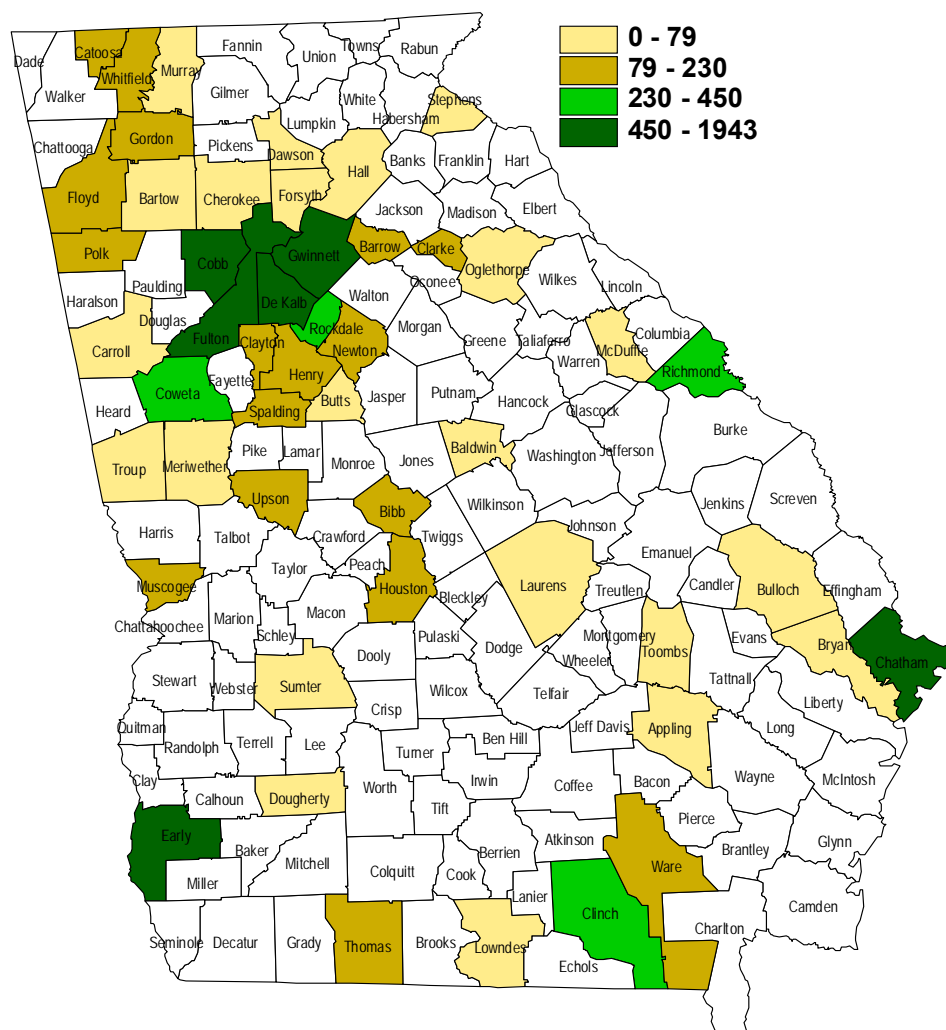
Paperboard Containers and Boxes Industry Group

Number of Establishments



Paperboard Containers and Boxes Industry Group

Number of Employees



Georgia Stationery Industry Group

Georgia Stationery Industry Group

In Georgia, the Stationery Industry Group generated an output of nearly \$440 million in 2002, creating a value-added on the order of nearly \$135 million. This level of output employed 1,769 people in the Georgia Stationery Industry Group. This level of employment commanded an annual payroll of more than \$76 million, averaging just over \$43,000 per employee. The *Census of Manufacturers* recorded a value of shipments worth more than \$137 million.

Activity in the Georgia Stationery Industry Group contributed more than \$33 million in state sales and use taxes.

Large employers in the industry include Georgia-Pacific Corp., National Service Industries, National Envelope Corp., Curtis 1000 Inc., MedWestvaco Corp., Sealed Air Corp., and Mail-Well I Corp. Common products of the industry include envelopes, tablets, and related office supply goods.

Georgia Stationery Industry Group

- C Georgia Stationery Industry Group generated an output of more than \$439 million in 2002.
- C This level of output employed 1,769 people in the Georgia Stationery Industry.
- C Activity in the Georgia Stationery Industry Group contributed nearly \$33 million in state sales and use taxes.
- C Large employers in the industry include Georgia-Pacific Corp., National Service Industries, National Envelope Corp., Curtis 1000 Inc., MedWestvaco Corp., Sealed Air Corp., and Mail-Well I Corp.
- C Common products of the industry include envelopes, tablets, and related office supply goods.

**Baseline Data for the Georgia Stationery Industry Group, 2002
(SIC: 2675, 2677, 2678)**

	2002	% of Forestry Manufacturing 2002	% of All Manufacturing 2002
All Employees	1,769	2.80%	0.29%
Salary and Wages - Payroll (All Employees)	\$76,423,218	2.41%	0.43%
Average Income (Payroll/Employment)	\$43,201		
Value Added by Manufacturers	\$134,738,442		
State Sales and Use Taxes	\$33,026,228		
Value of Shipments	\$137,280,000		
Kilowatt hours used annually (1,000 kws)			

Source: Annual Survey of Manufacturers, U.S. Census Bureau and Authors Calculations

Large Employers in the Georgia Stationery Industry Group

- C Georgia-Pacific Corp.
- C National Service Industries
- C National Envelope Corp.
- C Curtis 1000 Inc.
- C MedWestvaco Corp.
- C Sealed Air Corp.
- C Mail-Well I Corp.

Major Georgia Stationery Industry Group Products

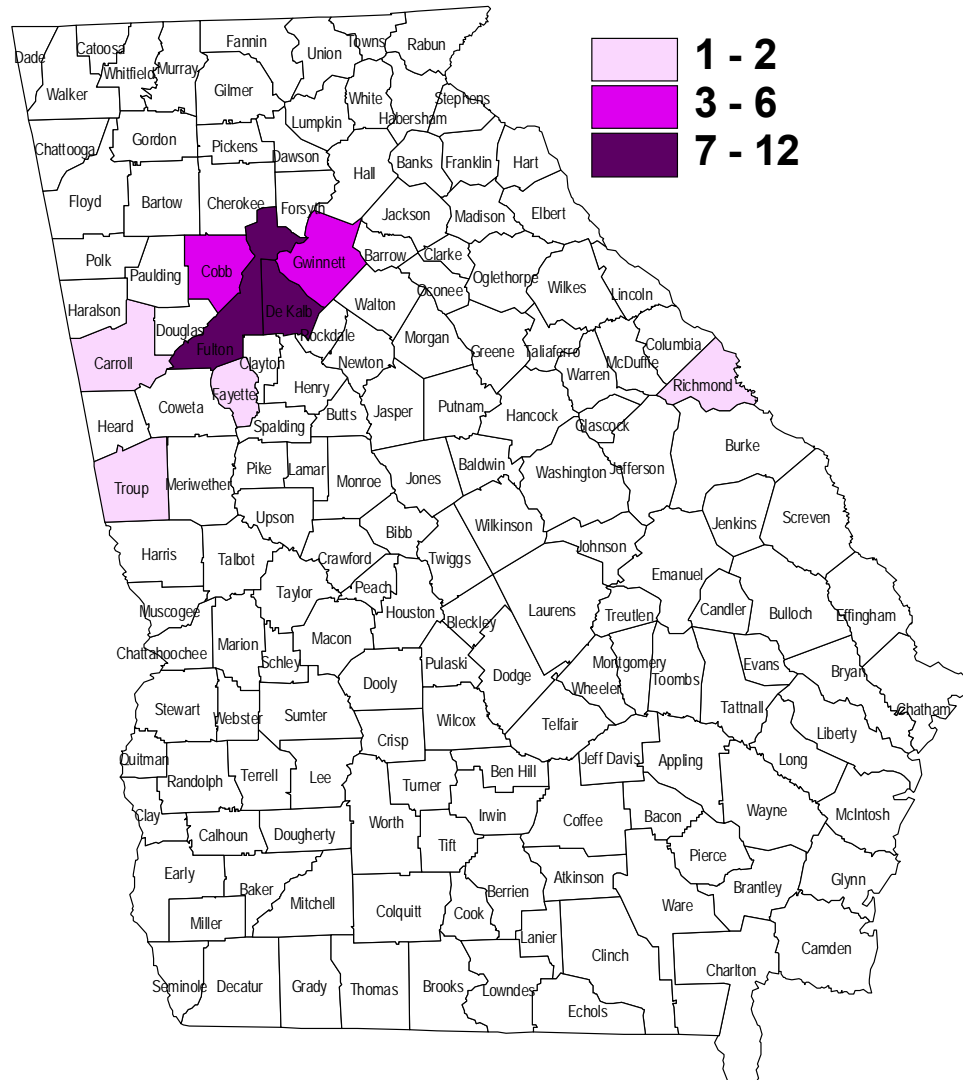
- C Envelopes
- C Tablets
- C Related office supply goods

Georgia Stationery Industry Group (SIC 2675,2677,2678)				
Company Name	Employment	Mail Address	City	Zip
Georgia-Pacific Corp	1600	PO Box 105606	Atlanta	30348
National Service Industries	400	PO Box 7158	Atlanta	30357
National Envelope Corp-South	230	PO Box 725	Austell	30168
Curtis 1000 Inc	200	PO Box 102347	Atlanta	30368
MeadWestvaco Corp	175	5625 New Peachtree Rd	Atlanta	30341
Sealed Air Corp	150	PO Box 2113	Peachtree City	30269
Mail-Well I Corp	130	3350 Hamilton Blvd SW	Atlanta	30354
Seiz Printing Inc	125	4525 Acworth Ind'l Dr NW	Acworth	30101
Art Laminating & Finishing	100	PO Box 94006	Atlanta	30377
WestPoint Stevens Inc	68	901 3rd Ave	West Point	31833
National Service Industries	50	1420 Peachtree St NE	Atlanta	30309
Letterpress Atlanta Inc	45	5693 New Peachtree Rd	Atlanta	30341
Cote Enterprises Inc	43	5999 Goshen Springs Rd A	Norcross	30071
Sewell Printing Service Inc	35	2697 Apple Valley Rd NE	Atlanta	30319
Dupree & Phillips Enterprises	30	3160 Marjan Dr	Atlanta	30340
Specialty Mailers Inc	28	PO Box 80126	Atlanta	30366
Envelopes & Forms Inc	28	6650 Best Friend Rd	Norcross	30071
Triad Container Inc	25	6543 Chupp Rd	Lithonia	30058
Thomco Specialty Products Inc	25	1350 Capital Cir	Lawrenceville	30043
Southern Index Inc	22	5202 Brook Hollow Pkwy	Norcross	30071
Atenco Filing Systems	20	5080 Highlands Pkwy SE A1	Smyrna	30082
Creative South Inc	20	PO Box 95	Fayetteville	30214
Perfect Neckband Corp	20	2189 Flintstone Dr	Tucker	30084
W B Smith Enterprises Inc	15	1720 Cumberland Pt. Dr SE #3	Marietta	30067
Leisure Enterprises Inc	15	7055A Amwiler Industrial Dr	Atlanta	30360
Kentex Industries Inc	14	5304 Panola Industrial Blvd	Decatur	30035
Family Folder Inc	13	3244 Oakcliff Industrial St	Atlanta	30340
DIMAC Corp	12	1010 Huntcliff # 1350	Atlanta	30350
ViaTech Publishing Solutions	12	3800 Camp Crk Pkwy SW # 102	Atlanta	30331
Impact Specialties Inc	12	3129 Presidential Dr	Atlanta	30340
Henry & Co Inc	10	2292 Chamblee Tucker Rd B	Atlanta	30341
Nalmac Embossing Inc	9	700 Edgewood Ave NE	Atlanta	30307
Binderpak Inc	4	114 Kingsbridge Dr	Carrollton	30117
Barkentine Inc	4	4367 Shallowford Rd	Marietta	30062
Hutchin's Printing Co	3	17 N Avondale Plz	Avondale Estates	30002
Georgia-Pacific Corp	1600	PO Box 105606	Atlanta	30348
National Service Industries	400	PO Box 7158	Atlanta	30357
National Envelope Corp-South	230	PO Box 725	Austell	30168
Curtis 1000 Inc	200	PO Box 102347	Atlanta	30368
MeadWestvaco Corp	175	5625 New Peachtree Rd	Atlanta	30341
Sealed Air Corp	150	PO Box 2113	Peachtree City	30269
Mail-Well I Corp	130	3350 Hamilton Blvd SW	Atlanta	30354
Seiz Printing Inc	125	4525 Acworth Industrial Dr NW	Acworth	30101

Georgia Stationery Industry Group (SIC 2675,2677,2678)				
Company Name	Employment	Mail Address	City	Zip
WestPoint Stevens Inc	68	901 3rd Ave	West Point	31833
National Service Industries	50	1420 Peachtree St NE	Atlanta	30309
Letterpress Atlanta Inc	45	5693 New Peachtree Rd	Atlanta	30341
Cote Enterprises Inc	43	5999 Goshen Springs Rd A	Norcross	30071
Sewell Printing Service Inc	35	2697 Apple Valley Rd NE	Atlanta	30319
Dupree & Phillips Enterprises	30	3160 Marjan Dr	Atlanta	30340
Specialty Mailers Inc	28	PO Box 80126	Atlanta	30366
Envelopes & Forms Inc	28	6650 Best Friend Rd	Norcross	30071
Triad Container Inc	25	6543 Chupp Rd	Lithonia	30058
Thomco Specialty Products Inc	25	1350 Capital Cir	Lawrenceville	30043
Southern Index Inc	22	5202 Brook Hollow Pkwy	Norcross	30071
Atenco Filing Systems	20	5080 Highlands Pkwy SE A1	Smyrna	30082
Creative South Inc	20	PO Box 95	Fayetteville	30214
Perfect Neckband Corp	20	2189 Flintstone Dr	Tucker	30084
W B Smith Enterprises Inc	15	1720 Cumberland Pt. Dr SE #3	Marietta	30067
Leisure Enterprises Inc	15	7055A Amwiler Industrial Dr	Atlanta	30360
Kentex Industries Inc	14	5304 Panola Industrial Blvd	Decatur	30035
Family Folder Inc	13	3244 Oakcliff Industrial St	Atlanta	30340
DIMAC Corp	12	1010 Huntcliff # 1350	Atlanta	30350
ViaTech Publishing Solutions	12	3800 Camp Crk Pkwy SW # 102	Atlanta	30331
Impact Specialties Inc	12	3129 Presidential Dr	Atlanta	30340
Henry & Co Inc	10	2292 Chamblee Tucker Rd B	Atlanta	30341
Nalmac Embossing Inc	9	700 Edgewood Ave NE	Atlanta	30307
DRB Enterprises Inc	6	3620 Kennesw N Ind'l Pkwy NW	Kennesaw	30144
Merry Times	6	395 Highland Ave	Augusta	30909
Binderpak Inc	4	114 Kingsbridge Dr	Carrollton	30117
Barkentine Inc	4	4367 Shallowford Rd	Marietta	30062
Hutchin's Printing Co	3	17 N Avondale Plz	Avondale Estates	30002

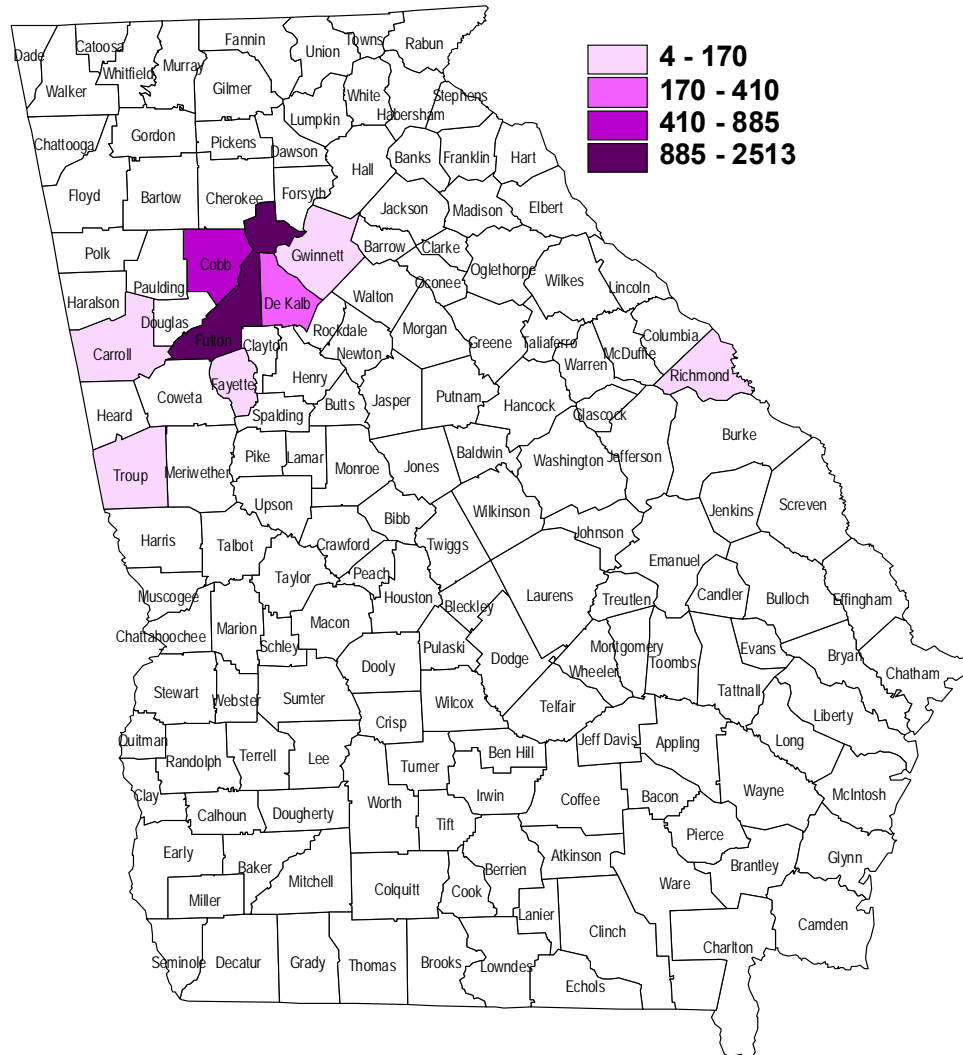
Stationery Industry Group

Number of Establishments



Stationery Industry Group

Number of Employees



Georgia Other Converted Papers Industry Group

Georgia Other Converted Papers Industry Group

In Georgia, the Other Converted Papers Industry Group generated an output of nearly \$2.3 billion in 2002, creating a value-added on the order of nearly \$939 million. This level of output employed 4,842 people in the Other Converted Papers Industry Group. This level of employment commanded an annual payroll of nearly \$286 million, averaging just over \$59,000 per employee. The *Census of Manufacturers* recorded a value of shipments worth more than \$1.4 billion.

Activity in the Other Converted Papers Industry Group contributed nearly \$134 million in state sales and use taxes.

Large employers in the industry include Georgia -Pacific Corp., Procter and Gamble Paper Products, MedWestvaco Corp., Tyco Healthcare Group., Jet Corr Inc., Associated Hygienic Products, Spring Industries Inc., Smead Manufacturing Co., Paragon Trade Brands Inc., and Stoffel Seals Corp. Common products of the industry include sanitary paper goods such as those manufactured for both commercial and household use.

Georgia Other Converted Papers Industry Group

- C The Other Converted Papers Industry Group generated an output of nearly \$2.3 billion in 2002.
- C This level of output employed 4,842 people in the Other Converted Papers Industry Group.
- C Activity in the Other Converted Papers Industry Group contributed nearly \$134 million in state sales and use taxes.
- C Large employers in the industry include Georgia -Pacific Corp., Procter and Gamble Paper Products, MedWestvaco Corp., Tyco Healthcare Group., Jet Corr Inc., Associated Hygienic Products, Spring Industries Inc., Smead Manufacturing Co., Paragon Trade Brands Inc., and Stoffel Seals Corp.
- C Common products of the industry include sanitary paper goods manufactured for commercial and household use.

**Baseline Data for the Georgia Other Converted Papers Industry
Group, 2002
(SIC: 2676, 2679)**

	2002	% of Forestry Manufacturing 2002	% of All Manufacturing 2002
All Employees	4,842	7.65%	0.79%
Salary and Wages - Payroll (All Employees)	\$285,891,101	9.01%	1.60%
Average Income (Payroll/Employment)	\$59,044		
Value Added by Manufacturers	\$938,485,040		
State Sales and Use Taxes	\$133,980,876		
Value of Shipments	\$1,455,082,000		
Kilowatt hours used annually (1,000 kws)			

Source: Annual Survey of Manufacturers, U.S. Census Bureau and Authors Calculations

Large Employers in the Georgia Other Converted Papers Industry Group

- C Georgia -Pacific Corp.
- C Procter and Gamble Paper Products
- C MedWestvaco Corp.
- C Tyco Healthcare Group.
- C Jet Corr Inc.
- C Associated Hygienic Products
- C Spring Industries Inc.
- C Smead Manufacturing Co.
- C Paragon Trade Brands Inc.
- C Stoffel Seals Corp.

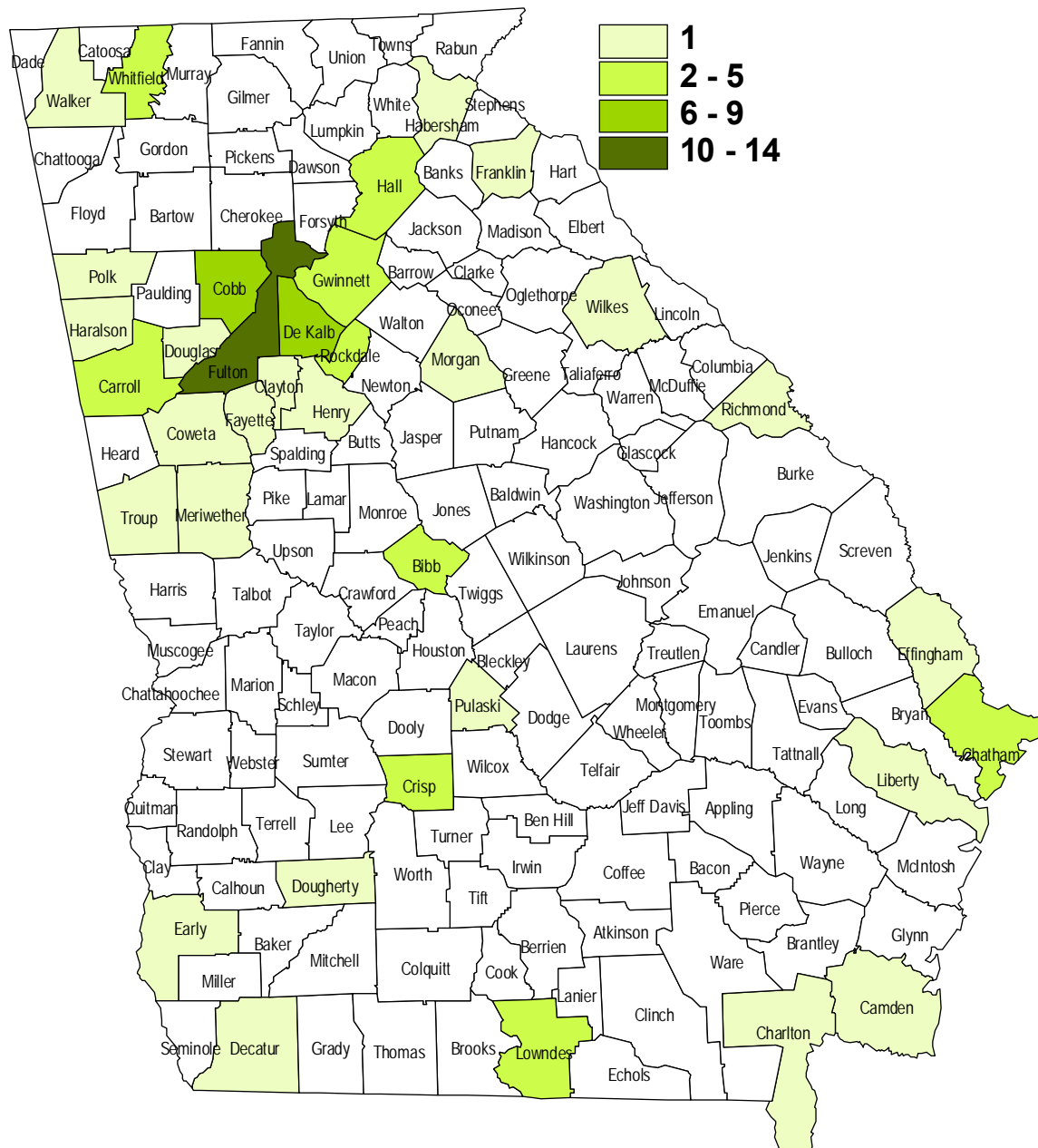
Major Products in the Georgia Other Converted Papers Industry Group

- C Commercial use sanitary paper goods
- C Household use sanitary paper goods

Georgia Other Converted Papers Industry Group (SIC 2676,2679)				
Company Name	Employment	Mail Address	City	Zip
International Paper	1800	PO Box 570	Savannah	31402
Georgia-Pacific Corp	1600	PO Box 105606	Atlanta	30348
Procter & Gamble Paper Prdts	1525	PO Box 1747	Albany	31702
Georgia-Pacific Corp	1400	PO Box 828	Rincon	31326
Georgia-Pacific Corp	830	PO Box 44	Cedar Springs	31732
MeadWestvaco Corp	600	PO Box 4417	Atlanta	30302
Tyco Healthcare Group L P	500	1169 Canton Hwy	Marietta	30066
Jet Corr Inc	450	1800 Sarasota Business Pkwy NE	Conyers	30013
Associated Hygienic Products	420	4455 River Green Pkwy	Duluth	30096
Springs Industries Inc	290	2375 Murphy Blvd	Gainesville	30504
Smead Manufacturing Co	288	3015 Highway 42	Locust Grove	30248
Paragon Trade Brands Inc	275	7510 Industrial Hwy	Macon	31216
MeadWestvaco Corp	250	810 Lake Ave NE	Atlanta	30307
Stoffel Seals Corp	250	PO Box 217	Tallapoosa	30176
John H Harland Co Inc	247	PO Box 3252	Decatur	30031
Jet Corr Inc	180	1005 Sigman Rd NE	Conyers	30013
Hy-Sil Manufacturing Co	170	338 Industrial Blvd	Midway	31320
IVEX Packaging Corp	153	PO Box 508	Madison	30650
International Paper Co	150	964 Highway 280 W	Cordele	31015
Toppan InterAmerica Inc	150	1131 Highway 155 S	McDonough	30253
Paragon Trade Brands Inc	150	180 Technology Pkwy	Norcross	30092
Papercon Inc	140	2700 Apple Valley Rd NE	Atlanta	30319
Human Resources Georgia Dept	139	PO Box 218	Bainbridge	31718
Southern Binders	125	PO Box 1103	Dalton	30722
SCA Tissue North Amer. LLC	120	1500 Orchard Hill Rd	Lagrange	30240
Dimac Marketing Partners Inc	100	PO Box 458	Austell	30168
CFC Print Solutions Inc	100	PO Box 2347	Peachtree City	30269
Fabrico Inc	100	3500 Atlanta Ind'l Dr NW	Atlanta	30331
Globe Ticket & Label Co	100	3435 Empire Blvd SW	Atlanta	30354
Frances Meyer Inc	100	PO Box 3088	Savannah	31402
AJM Packaging Corp	100	100 Sack Dr	Folkston	31537
Dixie Converting Corp	100	889 Blandenburg Rd	Carrollton	30116
Schweitzer-Mauduit Intl	90	100 N Point Ctr E Ste 600	Alpharetta	30022
Sto Corp	80	PO Box 44609	Atlanta	30336
Hollingsworth & Vose Co	78	300 Industrial Blvd	Hawkinsville	31036
Norcom Inc	75	PO Box 80766	Atlanta	30366
Newark Paperboard Products	75	PO Box 227	Cedartown	30125
Paper-Pak Products Inc	75	PO Box 850	Washington	30673
Fleenor Paper Co Inc	75	2359 Liberty Church Rd	Macon	31216
Duron Inc	74	1415 Constitution Rd SE	Atlanta	30316
Rock-Tenn Converting Co	66	4444 S Old Peachtree Rd	Norcross	30071
Web Converting Of Atlanta Inc	65	2272 Park Central Blvd	Decatur	30035
Riverwood International Corp	64	835 Franklin Ct SE	Marietta	30067
Hoffmasters Inc	61	1431 Marvin Griffin Rd	Augusta	30906

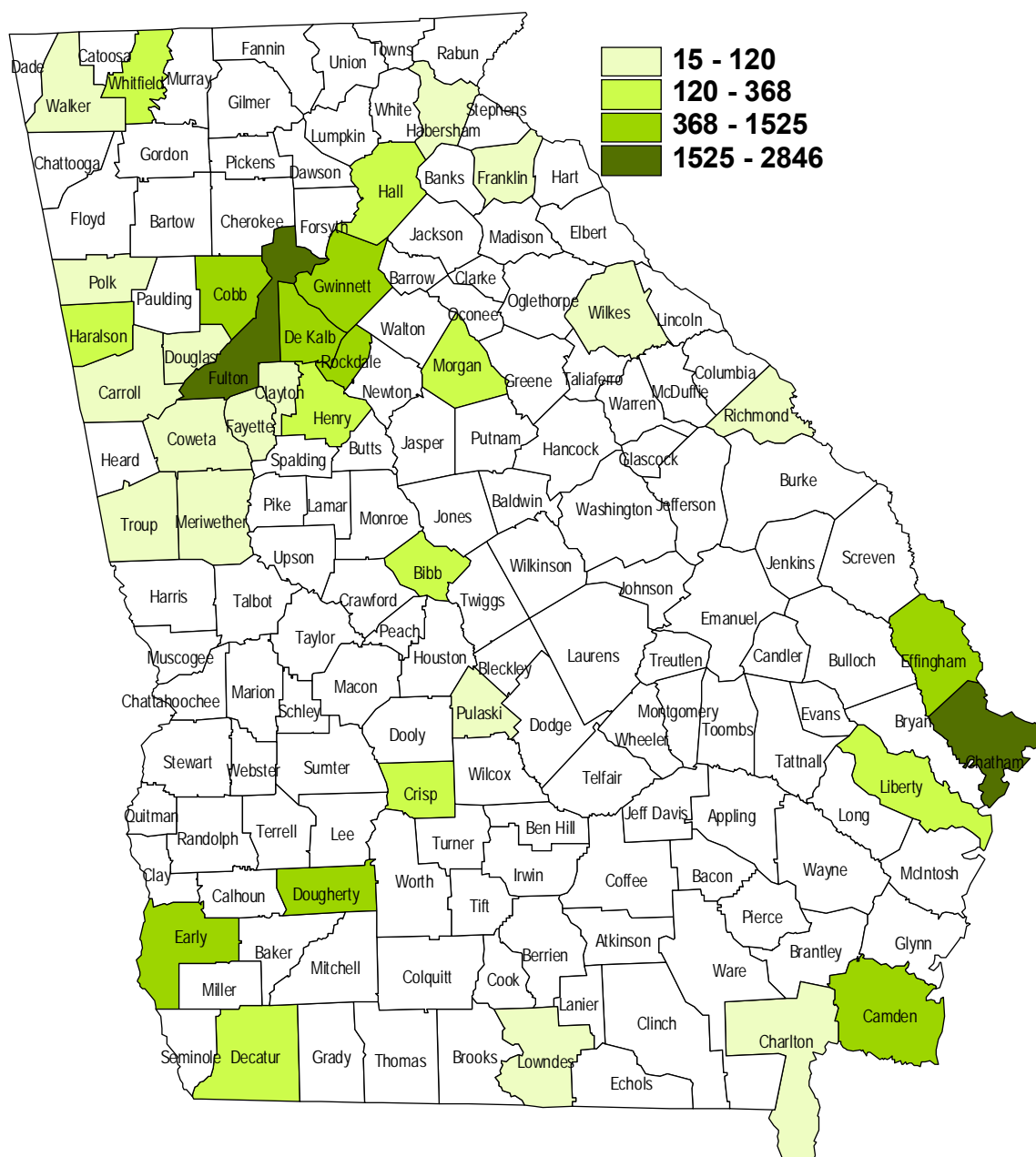
Other Converted Papers Industry Group Establishments

Number by County in Georgia



Other Converted Papers Industry Group Employees

Number by County in Georgia



Georgia Wood Office Furniture Industry Group

Georgia Wood Office Furniture Industry Group

In Georgia, the Wood Office Furniture Industry Group generated an output of more than \$460 million in 2002, creating a value-added on the order of nearly \$177 million. This level of output employed 2,740 people in the Georgia Wood Office Furniture Industry Group. This level of employment commanded an annual payroll of more than \$100 million, averaging nearly \$37,000 per employee. The *Census of Manufacturers* for this group recorded a value of shipments worth more than \$333 million.

Further, activity in the Georgia Wood Office Furniture Industry Group contributed more than \$26 million in state sales and use taxes.

Large employers in this industry group include Revest Inc., Moultrie Post Form Inc., Capitoline Products Inc., Mincey Marble Manufacturing Inc., VTI of Georgia, Inc., Speciality Fixtures Inc., and Monolith Construction Inc. Common products of the industry include wood office furniture and wood partitions and related wood office fixtures.

Georgia Wood Office Furniture Industry Group

- C Georgia Wood Office Furniture Industry Group generated an output of more than \$460 million in 2002.
- C This level of output employed 2,740 people in the Georgia Wood Office Furniture Industry Group.
- C Activity in the Georgia Wood Office Furniture Industry Group contributed nearly \$27 million in state sales and use taxes.
- C Large employers in the industry include Revest Inc., Moultrie Post Form Inc., Capitoline Products Inc., Mincey Marble Manufacturing Inc., VTI of Georgia, Inc., Speciality Fixtures Inc., and Monolith Construction Inc.
- C Common products of the industry include wood office furniture and wood partitions and related wood office fixtures.

**Baseline Data for the Georgia Wood Office Furniture Industry Group, 2002
(SIC:2521, 2541)**

	2002	% of Forestry Manufacturing 2002	% of All Manufacturing 2002
All Employees	2,740	4.33%	0.45%
Salary and Wages - Payroll (All Employees)	\$100,132,057	3.16%	0.56%
Average Income (Payroll/Employment)	\$36,545		
Value Added by Manufacturers	\$176,790,842		
State Sales and Use Taxes	\$26,346,694		
Value of Shipments	\$333,149,000		
Kilowatt hours used annually (1,000 kws)			

Source: Annual Survey of Manufacturers, U.S. Census Bureau and Authors Calculations

Large Employers in the Georgia Wood Office Furniture Industry Group

- C Revest Inc.
- C Moultrie Post Form Inc.
- C Capitoline Products Inc.
- C Mincey Marble Manufacturing Inc.
- C VTI of Georgia, Inc.
- C Speciality Fixtures Inc.
- C and Monolith Construction Inc.

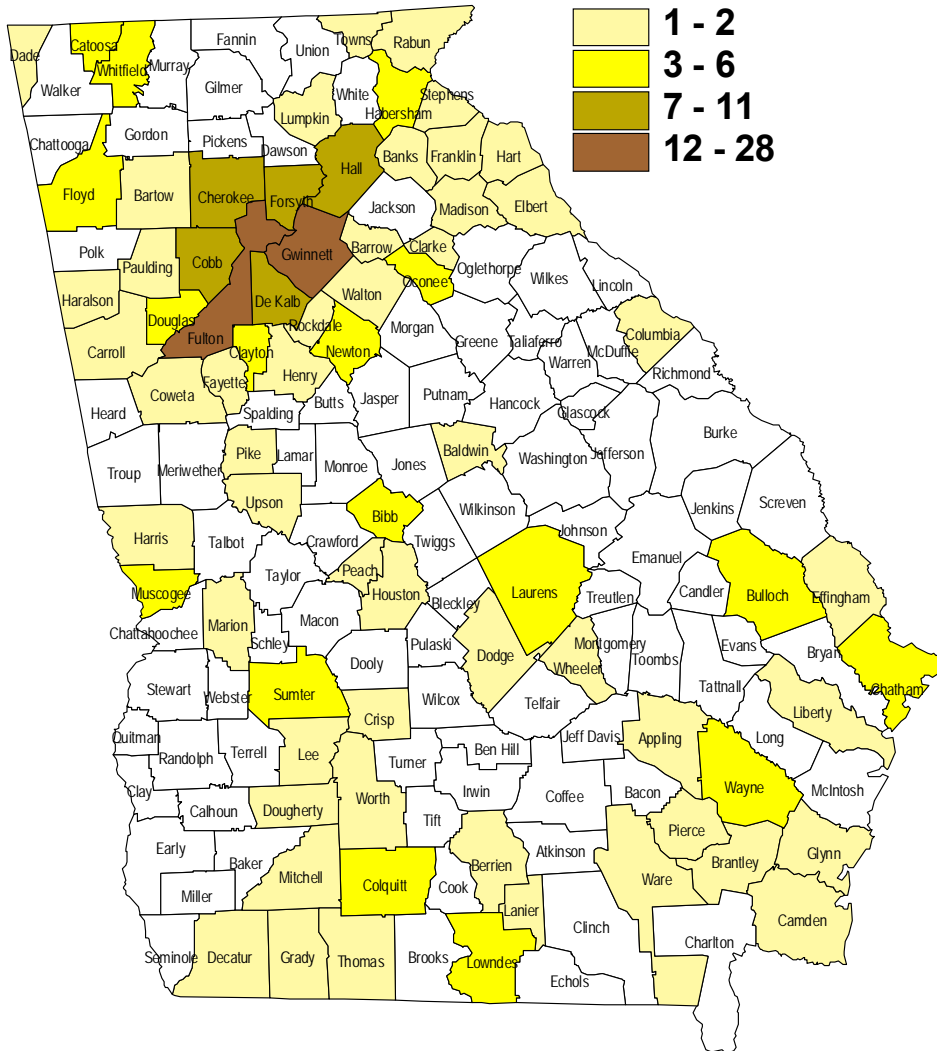
Major Products in the Georgia Wood Office Furniture Industry

- C Wood Office Furniture
- C Wood Partitions
- C Related Wood Office Fixtures

Georgia Wood Office Furniture Industry Group (SIC 2521, 2541)				
Company Name	Employment	Mail Address	City	Zip
Revest Inc	350	660 Campbell Ct	Lithia Springs	30122
Moultrie Post Form Inc	170	PO Box 459	Moultrie	31776
Capitoline Products Inc	110	PO Box 1786	Rome	30162
Mincey Marble Mfg Inc	105	PO Box 2381	Gainesville	30503
V T I of Georgia Inc	100	PO Box 6069	Rome	30162
Specialty Fixtures Inc	100	755 Raco Dr Ste E	Lawrenceville	30045
Monolith Construction Co Inc	100	2066 W Park Pl	Stn Mountain	30087
Custom Surfaces Inc	100	1400 Marietta Blvd NW	Atlanta	30318
T R W Construction Inc	100	275 Satellite Blvd NW	Suwanee	30024
Top South Inc	100	1135 Atlanta Ind'l Dr	Marietta	30066
Georgia Chair Co Inc	90	PO Box 935	Gainesville	30503
Fowler Cabinet Co Inc	60	6065 Boat Rock Blvd SW	Atlanta	30336
Williams Furniture Industries	60	PO Box 1549	Americus	31709
Bailey Cabinet Co Inc	59	5000 Bailey Ave	Buford	30518
Basic American Medical Pdts	50	362 Industrial Park Dr	Lawrenceville	30045
Cabinets By Design Inc	50	2650C Button Gwinnett Dr	Atlanta	30340
Spec-Line Laminated Products I	50	3140 Northwoods Pkwy # 100	Norcross	30071
Centennial Kitchens Inc	50	PO Box 1627	Kennesaw	30156
Carapace LLC	50	5065 Buford Hwy	Norcross	30071
Atlantic Business Systems Inc	48	2105 Newpoint Pl Ste 100	Lawrenceville	30043
Crawford Kitchens Inc	45	3831 Oak Dr	Martinez	30907
Mortensen Woodwork Inc	45	4920 Baker St	Union City	30291
M & H Manufacturing Ltd	45	1655 McFarland 400 Dr	Alpharetta	30004
Hartson-Kennedy Cabinet Top Co	45	PO Box 24149	Macon	31212
Brigman & Brigman Cabinets	43	PO Box 607	Hahira	31632
Spacemakers of America Inc	40	600 Wylie Rd SE	Marietta	30067
Steelcase Inc	40	303 Peachtree Cntr Ave NE #175	Atlanta	30303
Phoenix Fixturing Inc	38	556 Cleburne Pkwy	Hiram	30141
Thomasville Office Furniture	37	PO Box 260	Thomasville	31799
Century Displays Inc	36	621 Hurricane Shoals Rd	Lawrenceville	30045
Casablanca Glass Ltd	35	811 Pickens Industrial Dr	Marietta	30062
Wilmington Cabinet Co	34	PO Box 30100	Savannah	31410
Oconee Woodworks Inc	34	PO Box 175	Glenwood	30428
Clayton Fixtures Co Inc	32	PO Box 157	Ellenwood	30294
Commercial Cabinetry Inc	30	3299 Highway 78	Loganville	30052
Apex Supply Co Inc	28	6555 Jimmy Carter Blvd	Norcross	30071
Closets & More Inc	27	1146 King Industrial Dr	Marietta	30062

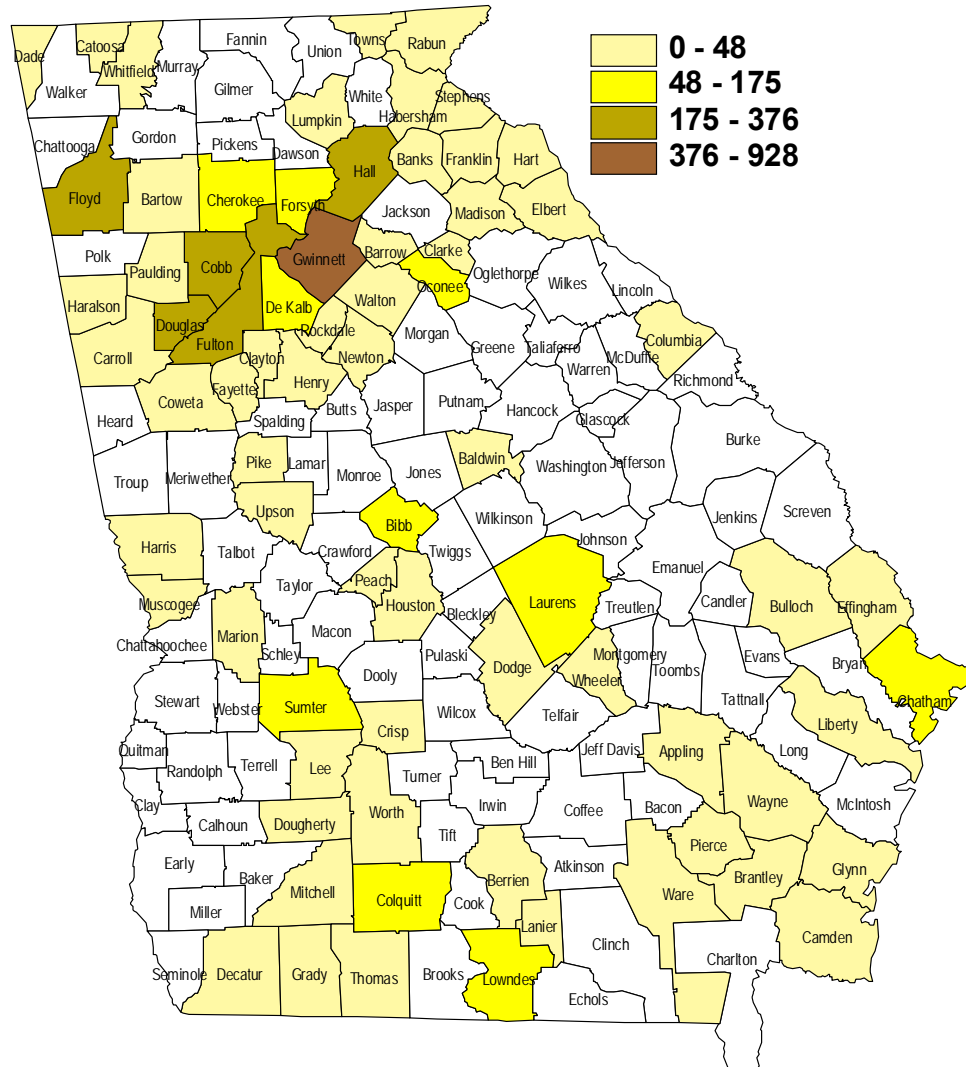
Georgia Wood Office Furniture Industry Group (SIC 2521, 2541)				
Company Name	Employment	Mail Address	City	Zip
GLP Inc	25	1180 Hayes Industrial Dr	Marietta	30062
Church Chair Industries Inc	25	42 Burlington Rd NE	Rome	30161
Tour Du Lac Enterprises Inc	25	616 Atlanta Hwy NW	Winder	30680
Roy W Pattie	22	480 SW Broad St	Jesup	31545
Prinsho Products	22	PO Box 519	Valdosta	31603
Mwg Corp	22	1291 Fairmont St NW	Atlanta	30318
Atlanta Casework Systems Inc	21	3815 Evans Rd	Cumming	30040
Savannah Woodworking & Install	20	639 E Park Ave	Savannah	31401
Riverside Cabinet Shop Inc	20	4580 Commerce Pkwy	Buford	30518
Design Manufacturing Group	20	821 Damar Rd	Marietta	30062
E L F Wood Products Inc	20	4705 Bakers Ferry Rd SW # G	Atlanta	30336
Ronnie Joiner	19	PO Box 901	Nashville	31639

Number of Establishments



Wood Office Furniture Industry Group

Number of Employees



Section Two:

Georgia Biomass

Georgia Biomass

As mentioned in the executive summary, any analysis which aims to quantify the value of biomass and its related economic impacts to the state economy would be remiss to not include in its supporting research a comprehensive industry survey of Georgia enterprises which use biomass to produce electricity. For the purposes of this analysis, and in place of an industry survey, a list of companies operating in Georgia and their respective employment data was provided by the UGA Engineering Outreach Service. Using this business directory, the level of output was estimated and the economic impacts associated with this level of output were measured.

Further, we combined all of these estimated levels of biomass output and analyzed it as if it were the output of one large utility enterprise - essentially, a single biomass entity. The following economic impacts are associated with that level of estimated output of the “biomass company”.

Per our derivation, the biomass used by forestry businesses in Georgia generated an output of more than \$86 million in 2002, creating a value-added on the order of nearly \$16 million. This level of output employed 244 people. Also, this level of employment commanded an annual payroll of more than \$13 million, averaging nearly \$55,000 per employee. Further, activity by Georgia Biomass contributed nearly \$4 million in state sales and use taxes.

Large employers which use biomass for energy include International Paper - Augusta, Georgia Pacific - Brunswick, Georgia Pacific - Cedar Springs, International Paper - Savannah, Riverwood International, and Elberta Crate & Box Company. Common products produced by Georgia companies which use biomass to produce electricity are bleachboard, unbleached paper, kraft paper, pulp and paper, and rough lumber and crates.

Georgia Biomass

- C Georgia Biomass generated an output of more than \$86 million in 2002.
- C This level of output employed 244 people.
- C Activity by Georgia Biomass contributed nearly \$4 million in state sales and use taxes.
- C Large employers which use biomass for energy include International Paper - Augusta, Georgia Pacific - Brunswick, Georgia Pacific - Cedar Springs, International Paper - Savannah, Riverwood International, and Elberta Crate & Box Company.
- C Common products produced by Georgia companies which use biomass to produce electricity are bleachboard, unbleached paper, kraft paper, pulp and paper, and rough lumber and crates.

Baseline Data for Georgia Biomass, 2002 (SIC:2221, 2421, 2426, 2431, 2435, 2436, 2449, 2491, 2493, 2511, 2610, 2611, 2620, 2621, 2631, 2650, 2671, 2821, 2869, 3272)			
	2002	% of Forestry Manufacturing 2002	% of All Manufacturing 2002
All Employees	244	N/A	N/A
Salary and Wages - Payroll (All Employees)	\$13,317,465	N/A	N/A
Average Income (Payroll/Employment)	\$54,678		
Value Added by Manufacturers	\$15,730,775		
State Sales and Use Taxes	\$3,946,446		
Value of Shipments	N/A		
Kilowatt hours used annually (1,000 kws)			
<i>Source: Annual Survey of Manufacturers, U.S. Census Bureau and Authors Calculations</i>			

Large Employers Which Use Biomass

- C International Paper - Augusta
- C Georgia Pacific - Brunswick
- C Georgia Pacific - Cedar Springs
- C International Paper - Savannah
- C Riverwood International
- C Elberta Crate & Box Company

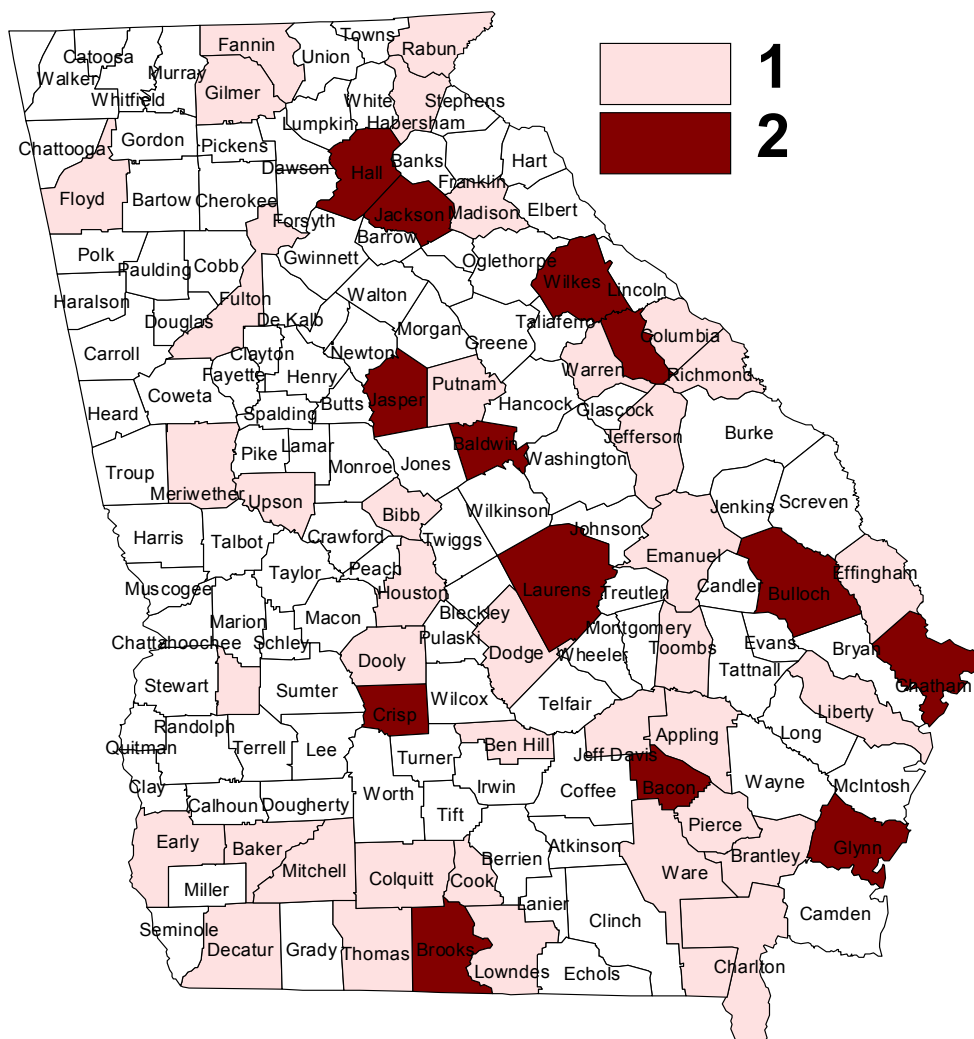
Major Products of the Forestry Businesses Which Use Biomass

- C Bleachboard
- C Unbleached paper
- C Kraft paper
- C Pulp and paper
- C Rough lumber and crates

Georgia Biomass (SIC 2221, 2421, 2426, 2431, 2435, 2436, 2449, 2491, 2493, 2511, 2610, 2611, 2620, 2621, 2631, 2650, 2671, 2821, 2869, 3272)				
Company Name	Employment	Mailing Address	City	Zip
International Paper	900	P.O. Box 1425	Augusta	30903
Georgia Pacific	800	P.O. Box 1438	Brunswick	31521
Georgia Pacific	775	P.O. Box 157	Cedar Springs	31732
International Paper	680	P.O. Box 570	Savannah	31402
Riverwood International	500	P.O. Box 3215	Macon	31298
Elberta Crate & Box Company	500	P.O. Box 795	Bainbridge	31717
International Paper	400	P.O. Box 1391	Savannah	31402
Southeast Paper Manufacturing	350	709 Paper Mill Road	Dublin	31027
Battle Lumber Company	340	P.O. Box 1147	Wadley	30477
Georgia Pacific	340	791 Georgia Pacific Road	Monticello	31064
Langdale Forest Products	330	P.O. Box 1088	Valdosta	31603
Hercules, Inc.	325	2801 Cook Street	Brunswick	31520
Fruit of the Loom	300	Route 1, Box 1, Kelly Cook Road	Rabun Gap	30568
Georgia Pacific	300	P.O. Box 270	Monticello	31064
Georgia Pacific	300	5875 Chipley Highway	Warm Springs	31830
Interstate Paper Company	280	2366 Interstate Paper Road	Riceboro	31323
Tolleson Lumber Company, Inc.	200	P.O. Drawer E	Perry	31069
Trus Joist - Weyerhaeuser	180	268 Office Drive	Colbert	30628
International Paper	161	P.O. Drawer A	Meltdrim	31318-0024
Thompson Hardwoods, Inc.	160	P.O. Box 646	Hazelhurst	31539
Metcalf Lumber Company, Inc.	150	1033 South Reynolds Street	Metcalf	31792
J.M. Huber Corporation	150	P.O. Box 670	Commerce	30529
Louisiana-Pacific Corporation	140	10910 Commerce Road	Athens	30607
Gilman Building Products	135	P.O. Box 310	Fitzgerald	31750
Langboard, Inc.	135	P.O. Box 430	Willacoochee	31650
Nexfor Norbord Georgia	130	964 Highway 280 West	Cordele	31015
Gilman Building Products	128	P.O. Box 388	Blackshear	31516
Gilman Building Products	126	P.O. Box 127	Dudley	31022
Georgia Pacific	125	P.O. Box 187	Vienna	31092-4151
Georgia Pacific	120	P.O. Box 349	Warrenton	30828
International Paper	120	103 Mays Boulevard	Folkston	31537-2029
Langboard, Inc.	120	P.O. Box 837	Quitman	31643
T&S Hardwoods	120	P.O. Box 1233	Milledgeville	31061
Temple Inland Forest Products	120	P.O. Box 369	Thomson	30824
Tolleson Lumber Company	115	Route 1, Box 40	Preston	31824

BIOMASS Industry Group

Number of Establishments



BIOMASS Industry Group

Number of Employees

