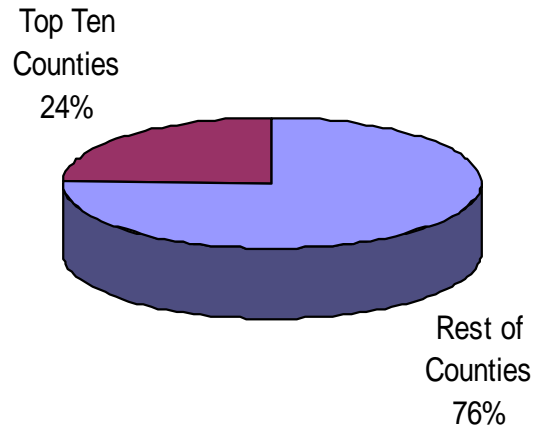


Georgia Total Farmgate Value by County, 1999

Top Ten Counties, Total Farmgate Value		
Rank	County	Value
1	BANKS	\$264,408,914
2	HALL	\$264,086,691
3	MITCHELL	\$188,225,685
4	TATTNALL	\$179,253,265
5	HABERSHAM	\$179,107,817
6	COLQUITT	\$174,087,427
7	FRANKLIN	\$173,827,860
8	DECATUR	\$173,647,130
9	MADISON	\$173,604,903
10	HART	\$163,819,461

Top Ten Counties as % of Farmgate Value

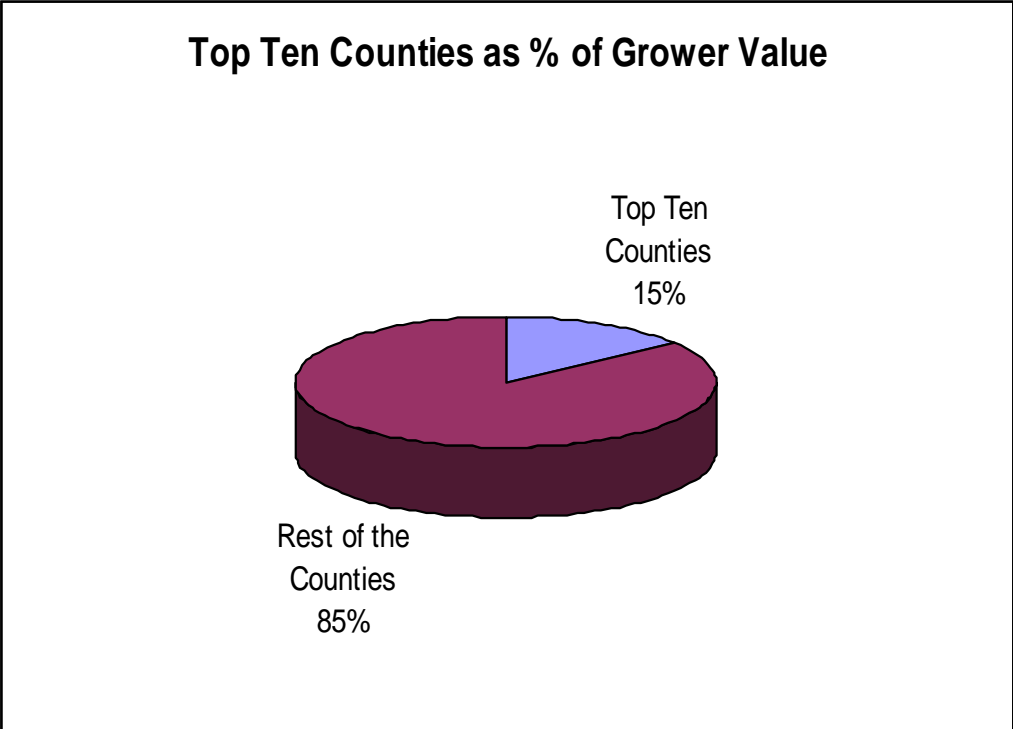


Georgia Grower Level Farmgate Value by County, 1999

Rank	County	Value	Rank	County	Value	Rank	County	Value
27	APPLING	\$58,972,788	127	FAYETTE	\$9,395,015	69	PEACH	\$32,156,836
60	ATKINSON	\$36,452,323	70	FLOYD	\$31,079,770	146	PICKENS	\$5,741,061
50	BACON	\$41,691,675	105	FORSYTH	\$15,440,503	40	PIERCE	\$50,417,817
33	BAKER	\$53,592,944	53	FRANKLIN	\$40,905,880	78	PIKE	\$25,059,862
120	BALDWIN	\$11,164,492	83	FULTON	\$23,167,787	128	POLK	\$9,074,642
4	BANKS	\$114,701,906	43	GILMER	\$45,810,095	76	PULASKI	\$27,726,060
89	BARROW	\$20,878,184	149	GLASCOCK	\$5,262,659	58	PUTNAM	\$39,141,200
68	BARTOW	\$32,505,909	121	GLYNN	\$10,676,503	143	QUITMAN	\$6,649,153
72	BEN HILL	\$29,123,160	35	GORDON	\$53,072,045	134	RABUN	\$8,423,901
17	BERRIEN	\$71,678,069	11	GRADY	\$92,920,782	55	RANDOLPH	\$39,929,439
151	BIBB	\$4,670,714	75	GREENE	\$28,097,304	126	RICHMOND	\$9,555,388
90	BLECKLEY	\$20,092,411	85	GWINNETT	\$22,524,183	147	ROCKDALE	\$5,714,918
64	BRANTLEY	\$34,296,235	42	HABERSHAM	\$47,856,309	141	SCHLEY	\$7,097,532
15	BROOKS	\$78,654,222	8	HALL	\$97,473,208	36	SCREVEN	\$51,870,916
142	BRYAN	\$6,978,403	106	HANCOCK	\$14,415,944	31	SEMINOLE	\$54,080,210
5	BULLOCH	\$100,141,777	119	HARALSON	\$11,284,640	145	SPALDING	\$5,810,316
19	BURKE	\$64,843,643	113	HARRIS	\$13,675,908	144	STEPHENS	\$5,906,162
150	BUTTS	\$4,831,090	12	HART	\$82,682,166	104	STEWART	\$15,572,947
48	CALHOUN	\$42,061,308	109	HEARD	\$14,287,171	6	SUMTER	\$98,679,033
101	CAMDEN	\$17,132,428	133	HENRY	\$8,472,849	132	TALBOT	\$8,692,630
73	CANDLER	\$29,082,988	77	HOUSTON	\$26,367,321	7	TATNALL	\$98,088,269
95	CARROLL	\$19,081,558	34	IRWIN	\$53,584,041	74	TAYLOR	\$28,632,129
130	CATOOSA	\$8,980,199	20	JACKSON	\$64,392,168	91	TELFAIR	\$20,040,078
67	CHARLTON	\$32,590,598	29	JASPER	\$57,527,985	62	TERRELL	\$35,126,592
153	CHATHAM	\$2,638,516	51	JEFF DAVIS	\$41,439,351	14	THOMAS	\$81,206,833
154	CHATTAHOOCHEE	\$2,265,533	54	JEFFERSON	\$40,499,115	16	TIFT	\$78,174,302
139	CHATTOOGA	\$7,371,760	61	JENKINS	\$36,361,498	26	TOOMBS	\$59,001,017
97	CHEROKEE	\$18,399,255	112	JOHNSON	\$13,784,221	152	TOWNS	\$3,995,434
136	CLARKE	\$8,158,659	98	JONES	\$18,027,719	117	TREUTLEN	\$11,312,634
94	CLAY	\$19,634,130	0	LAMAR	\$18,707,860	116	TROUP	\$12,826,980
158	CLAYTON	\$930,170	65	LANIER	\$33,183,717	39	TURNER	\$50,467,924
56	CLINCH	\$39,524,115	52	LAURENS	\$41,389,302	115	TWIGGS	\$13,119,538
157	COBB	\$1,295,800	25	LEE	\$59,819,588	38	UNION	\$51,451,733
9	COFFEE	\$95,585,930	138	LIBERTY	\$8,032,412	125	UPSON	\$10,090,231
2	COLQUITT	\$156,003,493	135	LINCOLN	\$8,277,569	102	WALKER	\$16,298,009
111	COLUMBIA	\$13,974,135	140	LONG	\$7,261,922	86	WALTON	\$22,005,055
23	COOK	\$62,249,886	47	LOWNDES	\$42,175,488	44	WARE	\$45,642,819
148	COWETA	\$5,697,635	82	LUMPKIN	\$23,593,478	80	WARREN	\$24,354,773
87	CRAWFORD	\$21,232,264	10	MACON	\$94,920,624	66	WASHINGTON	\$32,704,079
37	CRISP	\$51,513,892	41	MADISON	\$48,790,772	32	WAYNE	\$53,899,534
129	DADE	\$8,997,089	99	MARION	\$17,884,873	114	WEBSTER	\$13,353,950
107	DAWSON	\$14,402,633	57	MCDUFFIE	\$39,226,229	59	WHEELER	\$37,456,721
1	DECATUR	\$157,544,186	137	MCINTOSH	\$8,106,292	93	WHITE	\$19,677,916
155	DEKALB	\$2,078,716	84	MERIWETHER	\$22,676,239	108	WHITFIELD	\$14,349,775
49	DODGE	\$41,947,238	24	MILLER	\$60,039,328	22	WILCOX	\$62,432,824
18	DOOLY	\$65,096,130	3	MITCHELL	\$143,220,325	63	WILKES	\$34,607,080
71	DOUGHERTY	\$30,096,504	100	MONROE	\$17,591,694	122	WILKINSON	\$10,594,443
131	DOUGLAS	\$8,961,468	103	MONTGOMERY	\$15,945,162	13	WORTH	\$82,181,732
21	EARLY	\$63,343,097	28	MORGAN	\$58,607,588			
30	ECHOLS	\$54,706,379	118	MURRAY	\$11,304,659			
92	EFFINGHAM	\$19,973,617	156	MUSCOGEE	\$1,720,165			
88	ELBERT	\$21,140,437	110	NEWTON	\$14,034,014			
45	EMANUEL	\$44,407,449	81	OCONEE	\$23,691,415			
79	EVANS	\$24,951,409	46	OGLETHORPE	\$42,563,200			
123	FANNIN	\$10,586,400	124	PAULDING	\$10,265,844			
1999 Grower Value Total								\$5,432,813,268

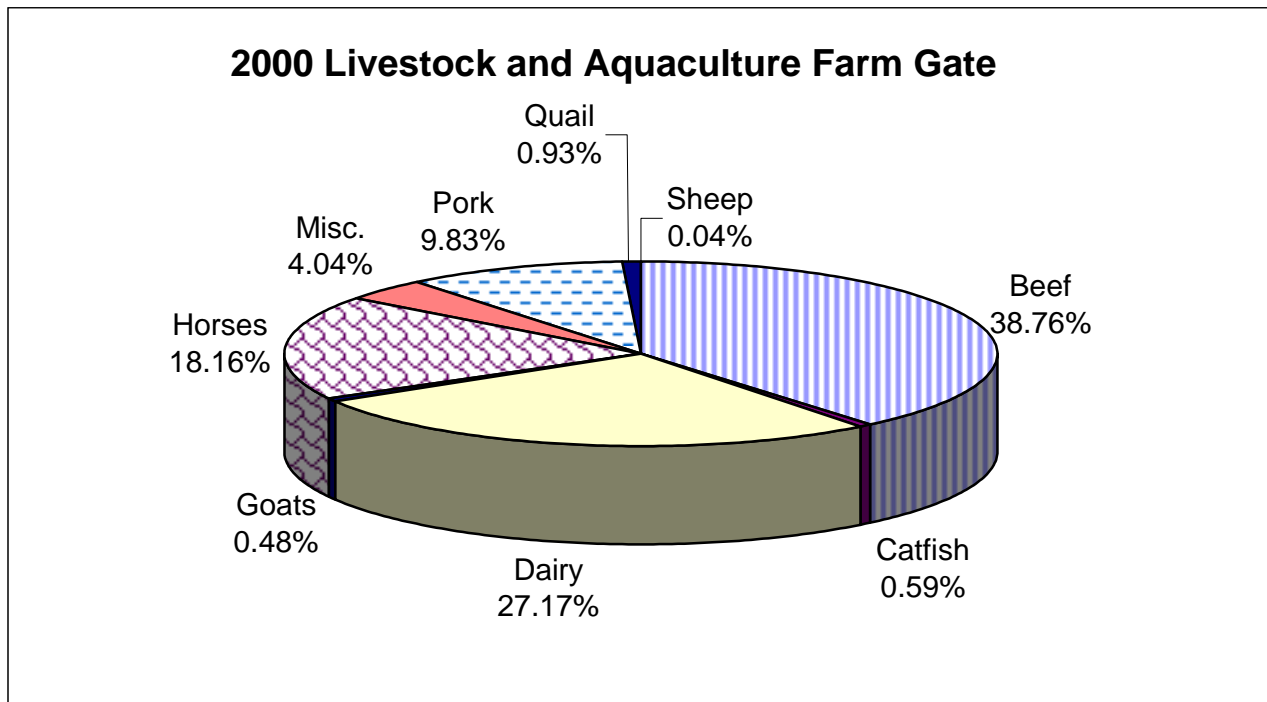
Georgia Grower Level Farmgate Value by County, 1999

Top Ten Counties, Grower Farmgate Value		
Rank	County	Value
1	DECATUR	\$157,544,186
2	COLQUITT	\$156,003,493
3	MITCHELL	\$143,220,325
4	BANKS	\$114,701,906
5	BULLOCH	\$100,141,777
6	SUMTER	\$98,679,033
7	TATTNALL	\$98,088,269
8	HALL	\$97,473,208
9	COFFEE	\$95,585,930
10	MACON	\$94,920,624

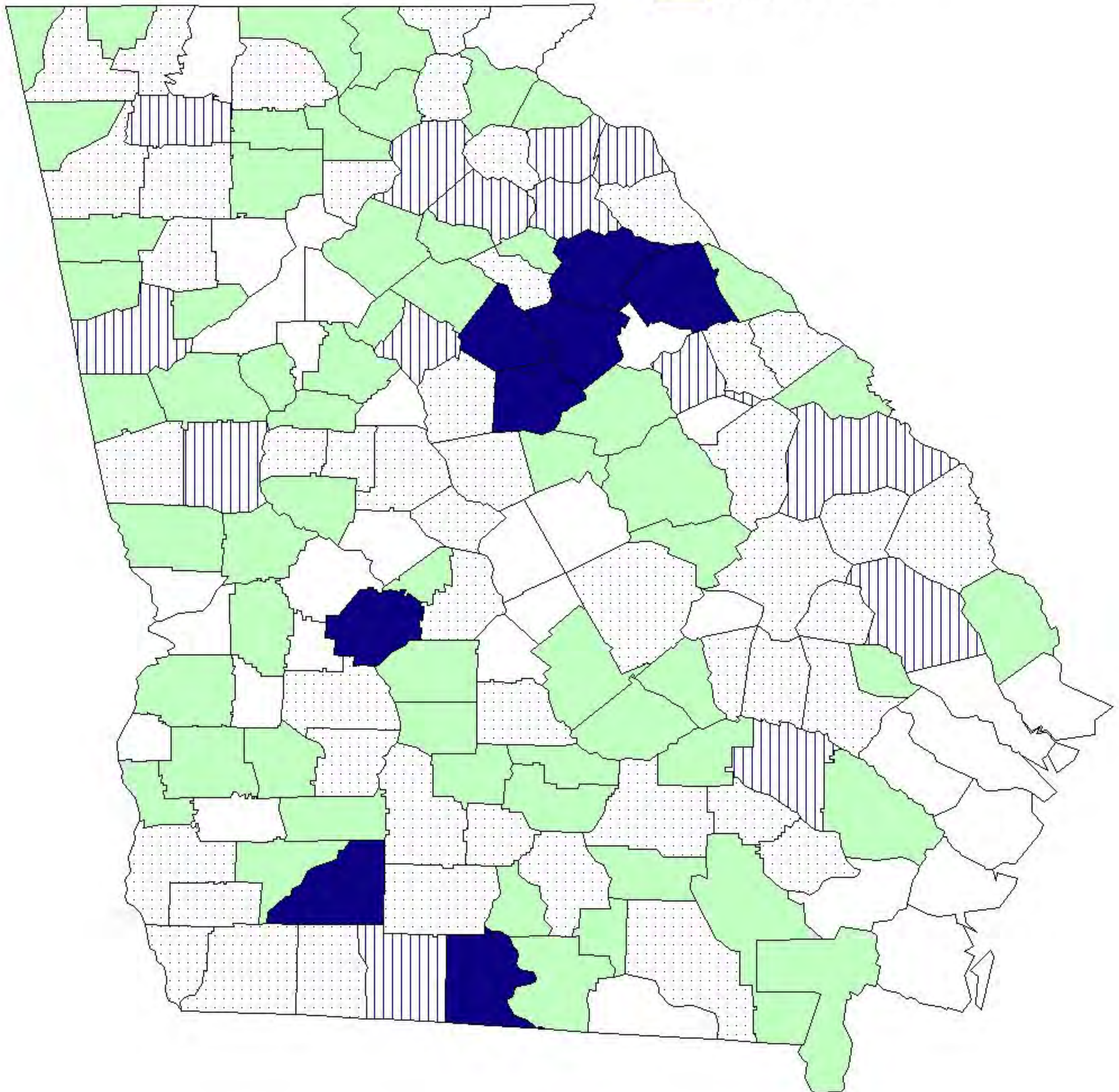
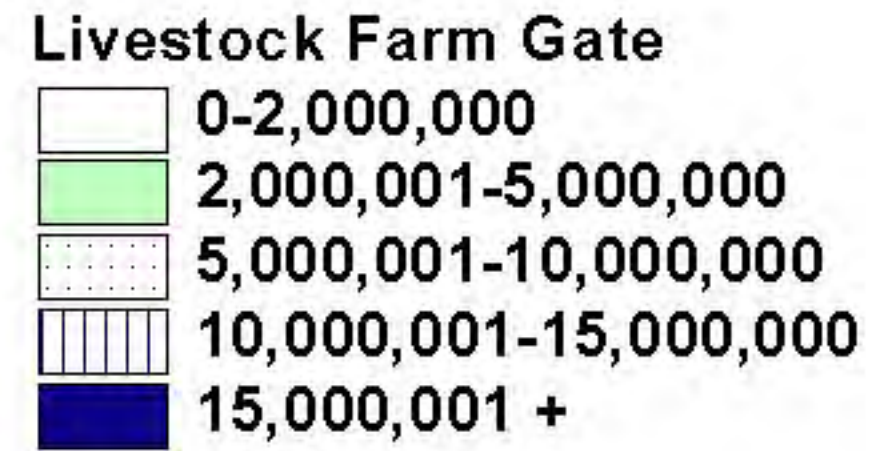


2000 Georgia Farm Gate Value

-Animal Production-



Livestock and Aquaculture Farm Gate Value by County, 2000



Beef Cows

Farm Gate Value, 2000

Rank	County	No. Animals	Prod.	Price	Farm Gate Value
95	Appling	3,400	373.5	\$0.94	\$1,193,706
71	Atkinson	4,400	373.5	\$0.94	\$1,544,796
118	Bacon	2,300	373.5	\$0.94	\$807,507
77	Baker	4,000	373.5	\$0.94	\$1,404,360
49	Baldwin	6,400	373.5	\$0.94	\$2,246,976
34	Banks	7,700	373.5	\$0.94	\$2,703,393
42	Barrow	7,000	373.5	\$0.94	\$2,457,630
29	Bartow	8,200	373.5	\$0.94	\$2,878,938
116	Ben Hill	2,400	373.5	\$0.94	\$842,616
19	Berrien	9,644	373.5	\$0.94	\$3,385,912
141	Bibb	900	373.5	\$0.94	\$315,981
98	Bleckley	3,300	373.5	\$0.94	\$1,158,597
110	Brantley	2,700	373.5	\$0.94	\$947,943
42	Brooks	7,000	373.5	\$0.94	\$2,457,630
149	Bryan	500	373.5	\$0.94	\$175,545
14	Bulloch	9,600	426.8	\$0.94	\$3,851,443
37	Burke	7,500	373.5	\$0.94	\$2,633,175
121	Butts	2,200	373.5	\$0.94	\$772,398
118	Calhoun	2,300	373.5	\$0.94	\$807,507
155	Camden	100	373.5	\$0.94	\$35,109
56	Candler	5,800	373.5	\$0.94	\$2,036,322
1	Carroll	23,000	373.5	\$0.94	\$8,075,070
100	Catoosa	3,200	373.5	\$0.94	\$1,123,488
144	Charlton	800	373.5	\$0.94	\$280,872
151	Chatham	350	373.5	\$0.94	\$122,882
156	Chattahoochee	50	373.5	\$0.94	\$17,555
56	Chattooga	5,800	373.5	\$0.94	\$2,036,322
77	Cherokee	4,000	373.5	\$0.94	\$1,404,360
127	Clarke	2,000	373.5	\$0.94	\$702,180
46	Clay	6,500	373.5	\$0.94	\$2,282,085
137	Clayton	1,000	373.5	\$0.94	\$351,090
135	Clinch	1,100	373.5	\$0.94	\$386,199
-	Cobb	0	0.0	\$0.00	\$0
22	Coffee	9,400	373.5	\$0.94	\$3,300,246
12	Colquitt	11,060	373.5	\$0.94	\$3,883,055
104	Columbia	3,000	373.5	\$0.94	\$1,053,270
55	Cook	5,900	373.5	\$0.94	\$2,071,431
104	Coweta	3,000	373.5	\$0.94	\$1,053,270
124	Crawford	2,100	373.5	\$0.94	\$737,289
77	Crisp	4,000	373.5	\$0.94	\$1,404,360
108	Dade	2,900	373.5	\$0.94	\$1,018,161
90	Dawson	3,500	373.5	\$0.94	\$1,228,815
58	Decatur	5,600	373.5	\$0.94	\$1,966,104
-	DeKalb	0	0.0	\$0.00	\$0
30	Dodge	8,000	373.5	\$0.94	\$2,808,720
121	Dooly	2,200	373.5	\$0.94	\$772,398
131	Dougherty	1,600	373.5	\$0.94	\$561,744
132	Douglas	1,500	373.5	\$0.94	\$526,635
13	Early	11,000	373.5	\$0.94	\$3,861,990
149	Echols	500	373.5	\$0.94	\$175,545

Rank	County	No. Animals	Prod.	Price	Farm Gate Value
124	Effingham	2,100	373.5	\$0.94	\$737,289
23	Elbert	9,000	373.5	\$0.94	\$3,159,810
11	Emanuel	11,200	373.5	\$0.94	\$3,932,208
99	Evans	3,250	373.5	\$0.94	\$1,141,043
124	Fannin	2,100	373.5	\$0.94	\$737,289
68	Fayette	4,600	373.5	\$0.94	\$1,615,014
26	Floyd	8,500	373.5	\$0.94	\$2,984,265
52	Forsyth	6,000	373.5	\$0.94	\$2,106,540
7	Franklin	13,500	373.5	\$0.94	\$4,739,715
86	Fulton	3,800	373.5	\$0.94	\$1,334,142
64	Gilmer	5,000	373.5	\$0.94	\$1,755,450
112	Glascocock	2,500	373.5	\$0.94	\$877,725
151	Glynn	350	373.5	\$0.94	\$122,882
6	Gordon	14,800	373.5	\$0.94	\$5,196,132
27	Grady	8,300	373.5	\$0.94	\$2,914,047
37	Greene	7,500	373.5	\$0.94	\$2,633,175
110	Gwinnett	2,700	373.5	\$0.94	\$947,943
51	Habersham	6,200	373.5	\$0.94	\$2,176,758
20	Hall	9,600	373.5	\$0.94	\$3,370,464
90	Hancock	3,500	373.5	\$0.94	\$1,228,815
60	Haralson	5,500	373.5	\$0.94	\$1,930,995
88	Harris	3,750	373.5	\$0.94	\$1,316,588
4	Hart	15,800	373.5	\$0.94	\$5,547,222
90	Heard	3,500	373.5	\$0.94	\$1,228,815
41	Henry	7,200	373.5	\$0.94	\$2,527,848
73	Houston	4,200	373.5	\$0.94	\$1,474,578
46	Irwin	6,500	373.5	\$0.94	\$2,282,085
3	Jackson	16,000	373.5	\$0.94	\$5,617,440
37	Jasper	7,500	373.5	\$0.94	\$2,633,175
77	Jeff Davis	4,000	373.5	\$0.94	\$1,404,360
52	Jefferson	6,000	373.5	\$0.94	\$2,106,540
109	Jenkins	2,800	373.5	\$0.94	\$983,052
60	Johnson	5,500	373.5	\$0.94	\$1,930,995
25	Jones	8,750	373.5	\$0.94	\$3,072,038
52	Lamar	6,000	373.5	\$0.94	\$2,106,540
107	Lanier	2,950	373.5	\$0.94	\$1,035,716
34	Laurens	7,700	373.5	\$0.94	\$2,703,393
112	Lee	2,500	373.5	\$0.94	\$877,725
148	Liberty	520	373.5	\$0.94	\$182,567
90	Lincoln	3,500	373.5	\$0.94	\$1,228,815
134	Long	1,200	373.5	\$0.94	\$421,308
86	Lowndes	3,800	373.5	\$0.94	\$1,334,142
95	Lumpkin	3,400	373.5	\$0.94	\$1,193,706
112	Macon	2,500	373.5	\$0.94	\$877,725
2	Madison	16,500	373.5	\$0.94	\$5,792,985
64	Marion	5,000	373.5	\$0.94	\$1,755,450
74	McDuffie	4,100	373.5	\$0.94	\$1,439,469
154	McIntosh	150	373.5	\$0.94	\$52,664
15	Meriwether	10,500	373.5	\$0.94	\$3,686,445
45	Miller	6,700	373.5	\$0.94	\$2,352,303

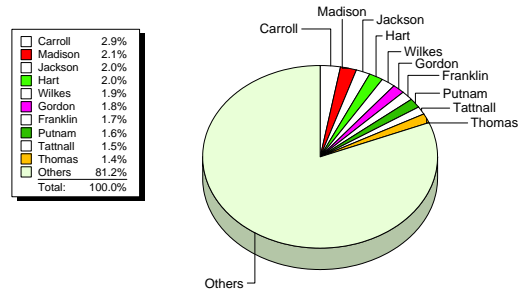
Beef Cows

Farm Gate Value, 2000

Rank	County	No. Animals	Prod.	Price	Farm Gate Value
21	Mitchell	9,500	373.5	\$0.94	\$3,335,355
95	Monroe	3,400	373.5	\$0.94	\$1,193,706
127	Montgomery	2,000	373.5	\$0.94	\$702,180
27	Morgan	8,300	373.5	\$0.94	\$2,914,047
129	Murray	1,850	373.5	\$0.94	\$649,517
153	Muscogee	300	270.0	\$0.94	\$76,140
42	Newton	7,000	373.5	\$0.94	\$2,457,630
18	Oconee	10,000	373.5	\$0.94	\$3,510,900
30	Oglethorpe	8,000	373.5	\$0.94	\$2,808,720
102	Paulding	3,100	373.5	\$0.94	\$1,088,379
144	Peach	800	373.5	\$0.94	\$280,872
77	Pickens	4,000	373.5	\$0.94	\$1,404,360
116	Pierce	2,400	373.5	\$0.94	\$842,616
40	Pike	7,300	373.5	\$0.94	\$2,562,957
76	Polk	4,200	373.5	\$0.90	\$1,411,830
141	Pulaski	900	373.5	\$0.94	\$315,981
8	Putnam	12,700	373.5	\$0.94	\$4,458,843
137	Quitman	1,000	373.5	\$0.94	\$351,090
121	Rabun	2,200	373.5	\$0.94	\$772,398
60	Randolph	5,500	373.5	\$0.94	\$1,930,995
103	Richmond	3,000	374.0	\$0.94	\$1,054,680
146	Rockdale	700	373.5	\$0.94	\$245,763
137	Schley	1,000	373.5	\$0.94	\$351,090
60	Screven	5,500	373.5	\$0.94	\$1,930,995
77	Seminole	4,000	373.5	\$0.94	\$1,404,360
112	Spalding	2,500	373.5	\$0.94	\$877,725
89	Stephens	3,724	373.5	\$0.94	\$1,307,459
133	Stewart	1,300	373.5	\$0.94	\$456,417
90	Sumter	3,500	373.5	\$0.94	\$1,228,815
46	Talbot	6,500	373.5	\$0.94	\$2,282,085
-	Taliaferro	0	0.0	\$0.00	\$0
9	Tattnall	12,000	373.5	\$0.94	\$4,213,080
100	Taylor	3,200	373.5	\$0.94	\$1,123,488
77	Telfair	4,000	373.5	\$0.94	\$1,404,360
137	Terrell	1,000	373.5	\$0.94	\$351,090
10	Thomas	11,300	373.5	\$0.94	\$3,967,317
36	Tift	7,600	373.5	\$0.94	\$2,668,284
77	Toombs	4,000	373.5	\$0.94	\$1,404,360
64	Towns	5,000	373.5	\$0.94	\$1,755,450
130	Treutlen	1,800	373.5	\$0.94	\$631,962
15	Troup	10,500	373.5	\$0.94	\$3,686,445
69	Turner	4,500	373.5	\$0.94	\$1,579,905
120	Twiggs	2,250	373.5	\$0.94	\$789,953
77	Union	4,000	373.5	\$0.94	\$1,404,360
104	Upson	3,000	373.5	\$0.94	\$1,053,270
24	Walker	8,800	373.5	\$0.94	\$3,089,592
49	Walton	6,400	373.5	\$0.94	\$2,246,976
147	Ware	600	373.5	\$0.94	\$210,654
67	Warren	4,700	373.5	\$0.94	\$1,650,123
58	Washington	5,600	373.5	\$0.94	\$1,966,104

Rank	County	No. Animals	Prod.	Price	Farm Gate Value
74	Wayne	4,100	373.5	\$0.94	\$1,439,469
141	Webster	900	373.5	\$0.94	\$315,981
72	Wheeler	4,300	373.5	\$0.94	\$1,509,687
69	White	4,500	373.5	\$0.94	\$1,579,905
33	Whitfield	7,800	373.5	\$0.94	\$2,738,502
15	Wilcox	10,500	373.5	\$0.94	\$3,686,445
5	Wilkes	15,000	373.5	\$0.94	\$5,266,350
135	Wilkinson	1,100	373.5	\$0.94	\$386,199
30	Worth	8,000	373.5	\$0.94	\$2,808,720
2000 Totals		801,548			\$281,805,942

Top Ten Counties as % of Total



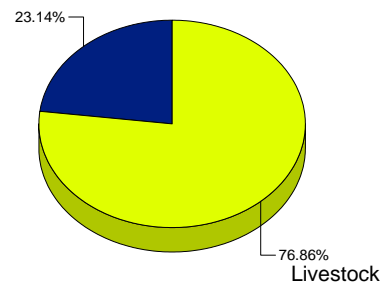
Top Ten Counties

Beef Cows

County	No. Animals	Prod.	Price	Farm Gate Value	
1	Carroll	23,000	373.5	\$0.94	\$8,075,070
2	Madison	16,500	373.5	\$0.94	\$5,792,985
3	Jackson	16,000	373.5	\$0.94	\$5,617,440
4	Hart	15,800	373.5	\$0.94	\$5,547,222
5	Wilkes	15,000	373.5	\$0.94	\$5,266,350
6	Gordon	14,800	373.5	\$0.94	\$5,196,132
7	Franklin	13,500	373.5	\$0.94	\$4,739,715
8	Putnam	12,700	373.5	\$0.94	\$4,458,843
9	Tattnall	12,000	373.5	\$0.94	\$4,213,080
10	Thomas	11,300	373.5	\$0.94	\$3,967,317

Commodity as % of Livestock

Beef Cows



Beef Cattle Finished Outside County

Farm Gate Value, 2000

Rank	County	No. Animals	Prod.	Price	Farm Gate Value	Rank	County	No. Animals	Prod.	Price	Farm Gate Value
-	Appling	0	0.0	\$0.00	\$0	22	Effingham	250	500.0	\$0.69	\$86,250
-	Atkinson	0	0.0	\$0.00	\$0	-	Elbert	0	0.0	\$0.00	\$0
-	Bacon	0	0.0	\$0.00	\$0	-	Emanuel	0	0.0	\$0.00	\$0
-	Baker	0	0.0	\$0.00	\$0	-	Evans	0	0.0	\$0.00	\$0
22	Baldwin	250	500.0	\$0.69	\$86,250	-	Fannin	0	0.0	\$0.00	\$0
9	Banks	1,000	500.0	\$0.69	\$345,000	9	Fayette	1,000	500.0	\$0.69	\$345,000
-	Barrow	0	0.0	\$0.00	\$0	22	Floyd	250	500.0	\$0.69	\$86,250
27	Bartow	200	500.0	\$0.69	\$69,000	-	Forsyth	0	0.0	\$0.00	\$0
-	Ben Hill	0	0.0	\$0.00	\$0	56	Franklin	8	500.0	\$0.69	\$2,760
3	Berrien	2,606	500.0	\$0.69	\$899,070	-	Fulton	0	0.0	\$0.00	\$0
-	Bibb	0	0.0	\$0.00	\$0	-	Gilmer	0	0.0	\$0.00	\$0
-	Bleckley	0	0.0	\$0.00	\$0	-	Glascocock	0	0.0	\$0.00	\$0
-	Brantley	0	0.0	\$0.00	\$0	-	Glynn	0	0.0	\$0.00	\$0
49	Brooks	25	500.0	\$0.69	\$8,625	-	Gordon	0	0.0	\$0.00	\$0
-	Bryan	0	0.0	\$0.00	\$0	57	Grady	4	500.0	\$0.69	\$1,380
18	Bulloch	425	500.0	\$0.73	\$155,125	19	Greene	425	500.0	\$0.69	\$146,625
-	Burke	0	0.0	\$0.00	\$0	-	Gwinnett	0	0.0	\$0.00	\$0
-	Butts	0	0.0	\$0.00	\$0	-	Habersham	0	0.0	\$0.00	\$0
34	Calhoun	100	500.0	\$0.69	\$34,500	27	Hall	200	500.0	\$0.69	\$69,000
-	Camden	0	0.0	\$0.00	\$0	8	Hancock	1,200	500.0	\$0.69	\$414,000
-	Candler	0	0.0	\$0.00	\$0	43	Haralson	50	500.0	\$0.69	\$17,250
9	Carroll	1,000	500.0	\$0.69	\$345,000	14	Harris	580	500.0	\$0.69	\$200,100
-	Catoosa	0	0.0	\$0.00	\$0	20	Hart	300	500.0	\$0.69	\$103,500
-	Charlton	0	0.0	\$0.00	\$0	-	Heard	0	0.0	\$0.00	\$0
-	Chatham	0	0.0	\$0.00	\$0	-	Henry	0	0.0	\$0.00	\$0
-	Chattahoochee	0	0.0	\$0.00	\$0	-	Houston	0	0.0	\$0.00	\$0
-	Chattooga	0	0.0	\$0.00	\$0	-	Irwin	0	0.0	\$0.00	\$0
2	Cherokee	3,000	500.0	\$0.69	\$1,035,000	27	Jackson	200	500.0	\$0.69	\$69,000
27	Clarke	200	500.0	\$0.69	\$69,000	1	Jasper	7,000	500.0	\$0.69	\$2,415,000
-	Clay	0	0.0	\$0.00	\$0	-	Jeff Davis	0	0.0	\$0.00	\$0
-	Clayton	0	0.0	\$0.00	\$0	4	Jefferson	2,000	500.0	\$0.69	\$690,000
-	Clinch	0	0.0	\$0.00	\$0	-	Jenkins	0	0.0	\$0.00	\$0
-	Cobb	0	0.0	\$0.00	\$0	-	Johnson	0	0.0	\$0.00	\$0
-	Coffee	0	0.0	\$0.00	\$0	48	Jones	30	500.0	\$0.69	\$10,350
-	Colquitt	0	0.0	\$0.00	\$0	15	Lamar	500	500.0	\$0.69	\$172,500
-	Columbia	0	0.0	\$0.00	\$0	-	Lanier	0	0.0	\$0.00	\$0
-	Cook	0	0.0	\$0.00	\$0	-	Laurens	0	0.0	\$0.00	\$0
43	Coweta	50	500.0	\$0.69	\$17,250	-	Lee	0	0.0	\$0.00	\$0
-	Crawford	0	0.0	\$0.00	\$0	-	Liberty	0	0.0	\$0.00	\$0
20	Crisp	300	500.0	\$0.69	\$103,500	-	Lincoln	0	0.0	\$0.00	\$0
-	Dade	0	0.0	\$0.00	\$0	-	Long	0	0.0	\$0.00	\$0
-	Dawson	0	0.0	\$0.00	\$0	-	Lowndes	0	0.0	\$0.00	\$0
-	Decatur	0	500.0	\$0.69	\$0	54	Lumpkin	10	500.0	\$0.69	\$3,450
-	DeKalb	0	0.0	\$0.00	\$0	43	Macon	50	500.0	\$0.69	\$17,250
-	Dodge	0	0.0	\$0.00	\$0	38	Madison	80	500.0	\$0.69	\$27,600
-	Dooly	0	0.0	\$0.00	\$0	-	Marion	0	0.0	\$0.00	\$0
-	Dougherty	0	0.0	\$0.00	\$0	34	McDuffie	100	500.0	\$0.69	\$34,500
-	Douglas	0	0.0	\$0.00	\$0	-	McIntosh	0	0.0	\$0.00	\$0
27	Early	200	500.0	\$0.69	\$69,000	5	Meriwether	1,500	500.0	\$0.69	\$517,500
-	Echols	0	0.0	\$0.00	\$0	5	Miller	1,500	500.0	\$0.69	\$517,500

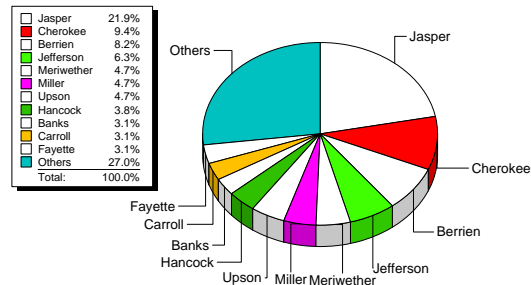
Beef Cattle Finished Outside County

Farm Gate Value, 2000

Rank	County	No. Animals	Prod.	Price	Farm Gate Value
-	Mitchell	0	0.0	\$0.00	\$0
13	Monroe	600	500.0	\$0.69	\$207,000
-	Montgomery	0	0.0	\$0.00	\$0
54	Morgan	10	500.0	\$0.69	\$3,450
-	Murray	0	0.0	\$0.00	\$0
-	Muscogee	0	0.0	\$0.00	\$0
-	Newton	0	0.0	\$0.00	\$0
37	Oconee	85	500.0	\$0.69	\$29,325
15	Oglethorpe	500	500.0	\$0.69	\$172,500
-	Paulding	0	0.0	\$0.00	\$0
-	Peach	0	0.0	\$0.00	\$0
34	Pickens	100	500.0	\$0.69	\$34,500
-	Pierce	0	0.0	\$0.00	\$0
26	Pike	240	500.0	\$0.69	\$82,800
42	Polk	53	500.0	\$0.69	\$18,285
-	Pulaski	0	0.0	\$0.00	\$0
-	Putnam	0	0.0	\$0.00	\$0
33	Quitman	130	500.0	\$0.69	\$44,850
-	Rabun	0	0.0	\$0.00	\$0
32	Randolph	150	500.0	\$0.69	\$51,750
-	Richmond	0	0.0	\$0.00	\$0
-	Rockdale	0	0.0	\$0.00	\$0
-	Schley	0	0.0	\$0.00	\$0
51	Screven	24	500.0	\$0.69	\$8,280
-	Seminole	0	0.0	\$0.00	\$0
-	Spalding	0	0.0	\$0.00	\$0
40	Stephens	75	500.0	\$0.69	\$25,875
-	Stewart	0	0.0	\$0.00	\$0
-	Sumter	0	0.0	\$0.00	\$0
-	Talbot	0	0.0	\$0.00	\$0
-	Taliaferro	0	0.0	\$0.00	\$0
-	Tattnall	0	0.0	\$0.00	\$0
38	Taylor	80	500.0	\$0.69	\$27,600
-	Telfair	0	0.0	\$0.00	\$0
-	Terrell	0	0.0	\$0.00	\$0
25	Thomas	248	500.0	\$0.69	\$85,560
-	Tift	0	0.0	\$0.00	\$0
15	Toombs	500	500.0	\$0.69	\$172,500
-	Towns	0	0.0	\$0.00	\$0
-	Treutlen	0	0.0	\$0.00	\$0
-	Troup	0	0.0	\$0.00	\$0
-	Turner	0	0.0	\$0.00	\$0
-	Twiggs	0	0.0	\$0.00	\$0
53	Union	15	500.0	\$0.69	\$5,175
5	Upson	1,500	500.0	\$0.69	\$517,500
-	Walker	0	0.0	\$0.00	\$0
49	Walton	25	500.0	\$0.69	\$8,625
-	Ware	0	0.0	\$0.00	\$0
12	Warren	800	500.0	\$0.69	\$276,000
-	Washington	0	0.0	\$0.00	\$0

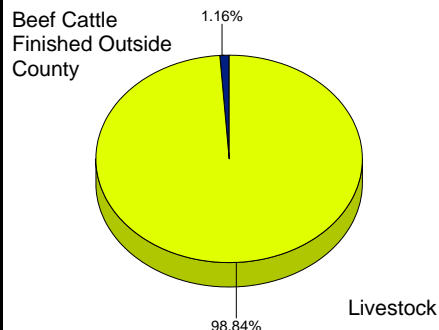
Rank	County	No. Animals	Prod.	Price	Farm Gate Value
43	Wayne	50	500.0	\$0.69	\$17,250
-	Webster	0	0.0	\$0.00	\$0
52	Wheeler	22	500.0	\$0.69	\$7,590
-	White	0	0.0	\$0.00	\$0
-	Whitfield	0	0.0	\$0.00	\$0
-	Wilcox	0	0.0	\$0.00	\$0
47	Wilkes	40	500.0	\$0.69	\$13,800
-	Wilkinson	0	0.0	\$0.00	\$0
40	Worth	75	500.0	\$0.69	\$25,875
2000 Totals		31,915			\$11,019,175

Top Ten Counties as % of Total



Top Ten Counties				
Beef Cattle Finished Outside County				
County	No. Animals	Prod.	Price	Farm Gate Value
1 Jasper	7,000	500.0	\$0.69	\$2,415,000
2 Cherokee	3,000	500.0	\$0.69	\$1,035,000
3 Berrien	2,606	500.0	\$0.69	\$899,070
4 Jefferson	2,000	500.0	\$0.69	\$690,000
5 Meriwether	1,500	500.0	\$0.69	\$517,500
5 Miller	1,500	500.0	\$0.69	\$517,500
5 Upson	1,500	500.0	\$0.69	\$517,500
8 Hancock	1,200	500.0	\$0.69	\$414,000
9 Banks	1,000	500.0	\$0.69	\$345,000
9 Carroll	1,000	500.0	\$0.69	\$345,000
9 Fayette	1,000	500.0	\$0.69	\$345,000

Commodity as % of Livestock



Beef Stockers

Farm Gate Value, 2000

Rank	County	No. Animals	Prod.	Price	Farm Gate Value
98	Appling	500	300.0	\$0.79	\$118,500
28	Atkinson	3,000	300.0	\$0.79	\$711,000
98	Bacon	500	300.0	\$0.79	\$118,500
41	Baker	2,500	300.0	\$0.79	\$592,500
66	Baldwin	1,450	300.0	\$0.79	\$343,650
13	Banks	5,300	300.0	\$0.79	\$1,256,100
98	Barrow	500	300.0	\$0.79	\$118,500
28	Bartow	3,000	300.0	\$0.79	\$711,000
47	Ben Hill	2,040	300.0	\$0.79	\$483,480
11	Berrien	6,263	300.0	\$0.79	\$1,484,331
-	Bibb	0	0.0	\$0.00	\$0
83	Bleckley	800	300.0	\$0.79	\$189,600
-	Brantley	0	0.0	\$0.00	\$0
72	Brooks	1,000	300.0	\$0.79	\$237,000
-	Bryan	0	0.0	\$0.00	\$0
72	Bulloch	1,000	300.0	\$0.79	\$237,000
16	Burke	4,875	300.0	\$0.79	\$1,155,375
98	Butts	500	300.0	\$0.79	\$118,500
48	Calhoun	2,000	300.0	\$0.79	\$474,000
-	Camden	0	0.0	\$0.00	\$0
27	Candler	3,200	300.0	\$0.79	\$758,400
28	Carroll	3,000	300.0	\$0.79	\$711,000
-	Catoosa	0	0.0	\$0.00	\$0
111	Charlton	400	300.0	\$0.79	\$94,800
-	Chatham	0	0.0	\$0.00	\$0
-	Chattahoochee	0	0.0	\$0.00	\$0
24	Chattooga	3,500	300.0	\$0.79	\$829,500
48	Cherokee	2,000	300.0	\$0.79	\$474,000
55	Clarke	1,900	300.0	\$0.79	\$450,300
80	Clay	900	300.0	\$0.79	\$213,300
83	Clayton	800	300.0	\$0.79	\$189,600
98	Clinch	500	300.0	\$0.79	\$118,500
-	Cobb	0	0.0	\$0.00	\$0
28	Coffee	3,000	300.0	\$0.79	\$711,000
37	Colquitt	2,900	300.0	\$0.79	\$687,300
98	Columbia	500	300.0	\$0.79	\$118,500
127	Cook	50	300.0	\$0.79	\$11,850
72	Coweta	1,000	300.0	\$0.79	\$237,000
-	Crawford	0	0.0	\$0.00	\$0
92	Crisp	700	300.0	\$0.79	\$165,900
92	Dade	700	300.0	\$0.79	\$165,900
-	Dawson	0	0.0	\$0.00	\$0
4	Decatur	10,000	300.0	\$0.79	\$2,370,000
-	DeKalb	0	0.0	\$0.00	\$0
98	Dodge	500	300.0	\$0.79	\$118,500
94	Dooly	600	300.0	\$0.79	\$142,200
72	Dougherty	1,000	300.0	\$0.79	\$237,000
-	Douglas	0	0.0	\$0.00	\$0
17	Early	4,500	300.0	\$0.79	\$1,066,500
-	Echols	0	0.0	\$0.00	\$0

Rank	County	No. Animals	Prod.	Price	Farm Gate Value
116	Effingham	300	300.0	\$0.79	\$71,100
72	Elbert	1,000	300.0	\$0.79	\$237,000
70	Emanuel	1,100	300.0	\$0.79	\$260,700
48	Evans	2,000	300.0	\$0.79	\$474,000
45	Fannin	2,200	300.0	\$0.79	\$521,400
-	Fayette	0	0.0	\$0.00	\$0
28	Floyd	3,000	300.0	\$0.79	\$711,000
61	Forsyth	1,500	300.0	\$0.79	\$355,500
72	Franklin	1,000	300.0	\$0.79	\$237,000
59	Fulton	1,700	300.0	\$0.79	\$402,900
-	Gilmer	0	0.0	\$0.00	\$0
61	Glascocock	1,500	300.0	\$0.79	\$355,500
111	Glynn	400	300.0	\$0.79	\$94,800
18	Gordon	4,200	300.0	\$0.79	\$995,400
12	Grady	6,200	300.0	\$0.79	\$1,469,400
116	Greene	300	300.0	\$0.79	\$71,100
98	Gwinnett	500	300.0	\$0.79	\$118,500
98	Habersham	500	300.0	\$0.79	\$118,500
14	Hall	5,200	300.0	\$0.79	\$1,232,400
98	Hancock	500	300.0	\$0.79	\$118,500
83	Haralson	800	300.0	\$0.79	\$189,600
82	Harris	850	300.0	\$0.79	\$201,450
57	Hart	1,800	300.0	\$0.79	\$426,600
28	Heard	3,000	300.0	\$0.79	\$711,000
83	Henry	800	300.0	\$0.79	\$189,600
80	Houston	900	300.0	\$0.79	\$213,300
24	Irwin	3,500	300.0	\$0.79	\$829,500
2	Jackson	14,000	300.0	\$0.79	\$3,318,000
98	Jasper	500	300.0	\$0.79	\$118,500
48	Jeff Davis	2,000	300.0	\$0.79	\$474,000
21	Jefferson	4,000	300.0	\$0.79	\$948,000
61	Jenkins	1,500	300.0	\$0.79	\$355,500
28	Johnson	3,000	300.0	\$0.79	\$711,000
122	Jones	200	300.0	\$0.79	\$47,400
41	Lamar	2,500	300.0	\$0.79	\$592,500
91	Lanier	740	300.0	\$0.79	\$175,380
41	Laurens	2,500	300.0	\$0.79	\$592,500
-	Lee	0	0.0	\$0.00	\$0
124	Liberty	140	300.0	\$0.79	\$33,180
-	Lincoln	0	0.0	\$0.00	\$0
111	Long	400	300.0	\$0.79	\$94,800
26	Lowndes	3,400	300.0	\$0.79	\$805,800
122	Lumpkin	200	300.0	\$0.79	\$47,400
98	Macon	500	300.0	\$0.79	\$118,500
3	Madison	11,000	300.0	\$0.79	\$2,607,000
61	Marion	1,500	300.0	\$0.79	\$355,500
83	McDuffie	800	300.0	\$0.79	\$189,600
-	McIntosh	0	0.0	\$0.00	\$0
20	Meriwether	4,100	300.0	\$0.79	\$971,700
9	Miller	6,500	300.0	\$0.79	\$1,540,500

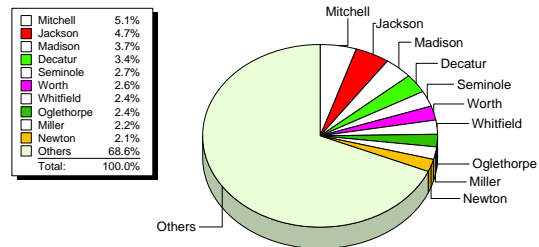
Beef Stockers

Farm Gate Value, 2000

Rank	County	No. Animals	Prod.	Price	Farm Gate Value
1	Mitchell	15,000	300.0	\$0.79	\$3,555,000
28	Monroe	3,000	300.0	\$0.79	\$711,000
55	Montgomery	1,900	300.0	\$0.79	\$450,300
111	Morgan	400	300.0	\$0.79	\$94,800
-	Murray	0	0.0	\$0.00	\$0
-	Muscogee	0	0.0	\$0.00	\$0
10	Newton	6,300	300.0	\$0.79	\$1,493,100
119	Oconee	250	300.0	\$0.79	\$59,250
8	Oglethorpe	7,000	300.0	\$0.79	\$1,659,000
-	Paulding	0	0.0	\$0.00	\$0
98	Peach	500	300.0	\$0.79	\$118,500
125	Pickens	100	300.0	\$0.79	\$23,700
-	Pierce	0	0.0	\$0.00	\$0
28	Pike	3,000	300.0	\$0.79	\$711,000
37	Polk	2,900	300.0	\$0.79	\$687,300
72	Pulaski	1,000	300.0	\$0.79	\$237,000
71	Putnam	1,050	300.0	\$0.79	\$248,850
94	Quitman	600	300.0	\$0.79	\$142,200
-	Rabun	0	0.0	\$0.00	\$0
48	Randolph	2,000	300.0	\$0.79	\$474,000
83	Richmond	800	300.0	\$0.79	\$189,600
94	Rockdale	600	300.0	\$0.79	\$142,200
119	Schley	250	300.0	\$0.79	\$59,250
45	Screven	2,200	300.0	\$0.79	\$521,400
5	Seminole	8,000	300.0	\$0.79	\$1,896,000
-	Spalding	0	0.0	\$0.00	\$0
115	Stephens	350	300.0	\$0.79	\$82,950
40	Stewart	2,800	300.0	\$0.79	\$663,600
61	Sumter	1,500	300.0	\$0.79	\$355,500
-	Talbot	0	0.0	\$0.00	\$0
-	Taliaferro	0	0.0	\$0.00	\$0
69	Tattnall	1,200	300.0	\$0.79	\$284,400
119	Taylor	250	300.0	\$0.79	\$59,250
72	Telfair	1,000	300.0	\$0.79	\$237,000
67	Terrell	1,400	300.0	\$0.79	\$331,800
58	Thomas	1,750	300.0	\$0.79	\$414,750
21	Tift	4,000	300.0	\$0.79	\$948,000
48	Toombs	2,000	300.0	\$0.79	\$474,000
-	Towns	0	0.0	\$0.00	\$0
60	Treutlen	1,600	300.0	\$0.79	\$379,200
-	Troup	0	0.0	\$0.00	\$0
15	Turner	5,000	300.0	\$0.79	\$1,185,000
-	Twiggs	0	0.0	\$0.00	\$0
-	Union	0	0.0	\$0.00	\$0
37	Upson	2,900	300.0	\$0.79	\$687,300
21	Walker	4,000	300.0	\$0.79	\$948,000
127	Walton	50	300.0	\$0.79	\$11,850
-	Ware	0	0.0	\$0.00	\$0
67	Warren	1,400	300.0	\$0.79	\$331,800
48	Washington	2,000	300.0	\$0.79	\$474,000

Rank	County	No. Animals	Prod.	Price	Farm Gate Value
116	Wayne	300	300.0	\$0.79	\$71,100
41	Webster	2,500	300.0	\$0.79	\$592,500
19	Wheeler	3,660	340.0	\$0.79	\$983,076
125	White	100	300.0	\$0.79	\$23,700
7	Whitfield	7,200	300.0	\$0.79	\$1,706,400
94	Wilcox	600	300.0	\$0.79	\$142,200
83	Wilkes	800	300.0	\$0.79	\$189,600
83	Wilkinson	800	300.0	\$0.79	\$189,600
6	Worth	7,600	300.0	\$0.79	\$1,801,200
2000 Totals		294,718			\$69,963,822

Top Ten Counties as % of Total

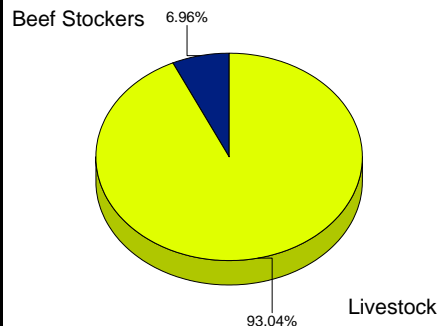


Top Ten Counties

Beef Stockers

County	No. Animals	Prod.	Price	Farm Gate Value
1 Mitchell	15,000	300.0	\$0.79	\$3,555,000
2 Jackson	14,000	300.0	\$0.79	\$3,318,000
3 Madison	11,000	300.0	\$0.79	\$2,607,000
4 Decatur	10,000	300.0	\$0.79	\$2,370,000
5 Seminole	8,000	300.0	\$0.79	\$1,896,000
6 Worth	7,600	300.0	\$0.79	\$1,801,200
7 Whitfield	7,200	300.0	\$0.79	\$1,706,400
8 Oglethorpe	7,000	300.0	\$0.79	\$1,659,000
9 Miller	6,500	300.0	\$0.79	\$1,540,500
10 Newton	6,300	300.0	\$0.79	\$1,493,100

Commodity as % of Livestock



Catfish

Farm Gate Value, 2000

Rank	County	Pond Acres	Prod.	Price	Farm Gate Value
-	Appling	0	0	\$0.00	\$0
-	Atkinson	0	0	\$0.00	\$0
52	Bacon	2	1,432	\$0.74	\$2,119
4	Baker	100	5,000	\$0.74	\$370,000
45	Baldwin	6	1,500	\$0.74	\$6,660
-	Banks	0	0	\$0.00	\$0
46	Barrow	3	2,500	\$0.74	\$5,550
-	Bartow	0	0	\$0.00	\$0
-	Ben Hill	0	0	\$0.00	\$0
15	Berrien	20	3,150	\$0.74	\$46,620
-	Bibb	0	0	\$0.00	\$0
-	Bleckley	0	0	\$0.00	\$0
-	Brantley	0	0	\$0.00	\$0
-	Brooks	0	0	\$0.00	\$0
-	Bryan	0	0	\$0.00	\$0
22	Bulloch	32	1,500	\$0.74	\$35,520
20	Burke	20	2,500	\$0.74	\$37,000
-	Butts	0	0	\$0.00	\$0
-	Calhoun	0	0	\$0.00	\$0
27	Camden	18	1,432	\$0.74	\$18,544
-	Candler	0	0	\$0.00	\$0
-	Carroll	0	0	\$0.00	\$0
-	Catoosa	0	0	\$0.00	\$0
-	Charlton	0	0	\$0.00	\$0
-	Chatham	0	0	\$0.00	\$0
-	Chattahoochee	0	0	\$0.00	\$0
-	Chattooga	0	0	\$0.00	\$0
-	Cherokee	0	0	\$0.00	\$0
-	Clarke	0	0	\$0.00	\$0
-	Clay	0	0	\$0.00	\$0
-	Clayton	0	0	\$0.00	\$0
-	Clinch	0	0	\$0.00	\$0
-	Cobb	0	0	\$0.00	\$0
23	Coffee	15	3,000	\$0.74	\$33,300
-	Colquitt	0	0	\$0.00	\$0
54	Columbia	2	1,200	\$0.74	\$1,776
-	Cook	0	0	\$0.00	\$0
42	Coweta	10	1,200	\$0.74	\$8,880
10	Crawford	45	3,000	\$0.74	\$99,900
-	Crisp	0	0	\$0.00	\$0
-	Dade	0	0	\$0.00	\$0
-	Dawson	0	0	\$0.00	\$0
13	Decatur	4	10,000	\$1.50	\$60,000
-	DeKalb	0	0	\$0.00	\$0
-	Dodge	0	0	\$0.00	\$0
-	Dooley	0	0	\$0.00	\$0
17	Dougherty	40	1,400	\$0.74	\$41,440
-	Douglas	0	0	\$0.00	\$0
-	Early	0	0	\$0.00	\$0
-	Echols	0	0	\$0.00	\$0
38	Effingham	10	1,450	\$0.74	\$10,730

Rank	County	Pond Acres	Prod.	Price	Farm Gate Value
55	Elbert	5	200	\$0.74	\$740
-	Emanuel	0	0	\$0.00	\$0
-	Evans	0	0	\$0.00	\$0
-	Fannin	0	0	\$0.00	\$0
41	Fayette	10	1,400	\$0.74	\$10,360
7	Floyd	100	4,400	\$0.74	\$325,600
-	Forsyth	0	0	\$0.00	\$0
-	Franklin	0	0	\$0.00	\$0
36	Fulton	15	1,250	\$0.74	\$13,875
-	Gilmer	0	0	\$0.00	\$0
-	Glascocock	0	0	\$0.00	\$0
-	Glynn	0	0	\$0.00	\$0
-	Gordon	0	0	\$0.00	\$0
-	Grady	0	0	\$0.00	\$0
50	Greene	5	750	\$0.74	\$2,775
-	Gwinnett	0	0	\$0.00	\$0
-	Habersham	0	0	\$0.00	\$0
-	Hall	0	0	\$0.00	\$0
14	Hancock	150	500	\$0.74	\$55,500
-	Haralson	0	0	\$0.00	\$0
31	Harris	7	3,000	\$0.74	\$15,540
28	Hart	5	5,000	\$0.74	\$18,500
-	Heard	0	0	\$0.00	\$0
-	Henry	0	0	\$0.00	\$0
-	Houston	0	0	\$0.00	\$0
9	Irwin	50	3,000	\$0.74	\$111,000
19	Jackson	35	1,432	\$0.74	\$37,089
25	Jasper	20	1,400	\$0.74	\$20,720
-	Jeff Davis	0	0	\$0.00	\$0
1	Jefferson	440	4,550	\$0.74	\$1,481,480
-	Jenkins	0	0	\$0.00	\$0
29	Johnson	17	1,432	\$0.74	\$18,015
51	Jones	3	1,050	\$0.74	\$2,331
32	Lamar	10	2,000	\$0.74	\$14,800
44	Lanier	10	1,100	\$0.74	\$8,140
-	Laurens	0	0	\$0.00	\$0
-	Lee	0	0	\$0.00	\$0
-	Liberty	0	0	\$0.00	\$0
-	Lincoln	0	0	\$0.00	\$0
53	Long	2	1,400	\$0.74	\$2,072
-	Lowndes	0	0	\$0.00	\$0
-	Lumpkin	0	0	\$0.00	\$0
37	Macon	5	3,000	\$0.74	\$11,100
3	Madison	500	1,500	\$0.74	\$555,000
32	Marion	20	1,000	\$0.74	\$14,800
-	McDuffie	0	0	\$0.00	\$0
39	McIntosh	10	1,432	\$0.74	\$10,597
8	Meriwether	140	1,500	\$0.74	\$155,400
-	Miller	0	0	\$0.00	\$0
-	Mitchell	0	0	\$0.00	\$0
35	Monroe	15	1,300	\$0.74	\$14,430

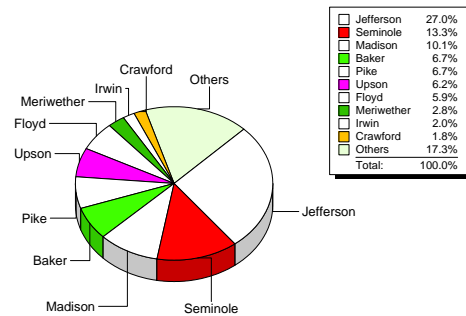
Catfish

Farm Gate Value, 2000

Rank	County	Pond Acres	Prod.	Price	Farm Gate Value
-	Montgomery	0	0	\$0.00	\$0
-	Morgan	0	0	\$0.00	\$0
-	Murray	0	0	\$0.00	\$0
-	Muscogee	0	0	\$0.00	\$0
-	Newton	0	0	\$0.00	\$0
24	Oconee	25	1,432	\$0.74	\$26,492
-	Oglethorpe	0	0	\$0.00	\$0
-	Paulding	0	0	\$0.00	\$0
-	Peach	0	0	\$0.00	\$0
-	Pickens	0	0	\$0.00	\$0
-	Pierce	0	0	\$0.00	\$0
4	Pike	200	2,500	\$0.74	\$370,000
-	Polk	0	0	\$0.00	\$0
-	Pulaski	0	0	\$0.00	\$0
-	Putnam	0	0	\$0.00	\$0
-	Quitman	0	0	\$0.00	\$0
-	Rabun	0	0	\$0.00	\$0
-	Randolph	0	0	\$0.00	\$0
15	Richmond	35	1,800	\$0.74	\$46,620
-	Rockdale	0	0	\$0.00	\$0
-	Schley	0	0	\$0.00	\$0
43	Screven	8	1,400	\$0.74	\$8,288
2	Seminole	395	2,500	\$0.74	\$730,750
32	Spalding	20	1,000	\$0.74	\$14,800
-	Stephens	0	0	\$0.00	\$0
39	Stewart	10	1,432	\$0.74	\$10,597
-	Sumter	0	0	\$0.00	\$0
20	Talbot	50	1,000	\$0.74	\$37,000
-	Taliaferro	0	0	\$0.00	\$0
-	Tattnell	0	0	\$0.00	\$0
18	Taylor	55	1,000	\$0.74	\$40,700
-	Telfair	0	0	\$0.00	\$0
11	Terrell	18	5,277	\$0.74	\$70,290
-	Thomas	0	0	\$0.00	\$0
-	Tift	0	0	\$0.00	\$0
48	Toombs	5	1,200	\$0.74	\$4,440
-	Towns	0	0	\$0.00	\$0
-	Treutlen	0	0	\$0.00	\$0
-	Troup	0	0	\$0.00	\$0
-	Turner	0	0	\$0.00	\$0
-	Twiggs	0	0	\$0.00	\$0
-	Union	0	0	\$0.00	\$0
6	Upson	200	2,000	\$0.85	\$340,000
-	Walker	0	0	\$0.00	\$0
-	Walton	0	0	\$0.00	\$0
-	Ware	0	0	\$0.00	\$0
-	Warren	0	0	\$0.00	\$0
25	Washington	20	1,400	\$0.74	\$20,720
46	Wayne	5	1,500	\$0.74	\$5,550
-	Webster	0	0	\$0.00	\$0
12	Wheeler	38	2,300	\$0.74	\$64,676

Rank	County	Pond Acres	Prod.	Price	Farm Gate Value
-	White	0	0	\$0.00	\$0
30	Whitfield	15	1,432	\$0.74	\$15,895
-	Wilcox	0	0	\$0.00	\$0
-	Wilkes	0	0	\$0.00	\$0
49	Wilkinson	4	1,432	\$0.74	\$4,239
-	Worth	0	0	\$0.00	\$0
2000 Totals		3,004			\$5,488,959

Top Ten Counties as % of Total

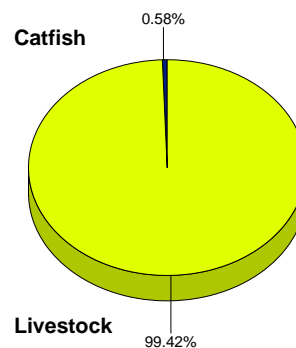


Top Ten Counties

Catfish

County	No. Animals	Prod.	Price	Farm Gate Value	
1	Jefferson	440	4,550	\$0.74	\$1,481,480
2	Seminole	395	2,500	\$0.74	\$730,750
3	Madison	500	1,500	\$0.74	\$555,000
4	Baker	100	5,000	\$0.74	\$370,000
4	Pike	200	2,500	\$0.74	\$370,000
6	Upson	200	2,000	\$0.85	\$340,000
7	Floyd	100	4,400	\$0.74	\$325,600
8	Meriwether	140	1,500	\$0.74	\$155,400
9	Irwin	50	3,000	\$0.74	\$111,000
10	Crawford	45	3,000	\$0.74	\$99,900

Commodity as % of Livestock



Dairy

Farm Gate Value, 2000

Rank	County	No. Animals	Lbs/ Cow	Price	Farm Gate Value
6	Appling	4,200	16,500	\$0.17	\$11,732,490
-	Atkinson	0	0	\$0.00	\$0
24	Bacon	1,000	16,500	\$0.17	\$2,793,450
-	Baker	0	0	\$0.00	\$0
70	Baldwin	150	17,500	\$0.15	\$399,000
-	Banks	0	0	\$0.00	\$0
-	Barrow	0	0	\$0.00	\$0
87	Bartow	50	16,500	\$0.15	\$125,400
84	Ben Hill	60	15,000	\$0.17	\$152,370
34	Berrien	1,100	10,875	\$0.17	\$2,025,251
54	Bibb	300	16,000	\$0.17	\$812,640
-	Bleckley	0	0	\$0.00	\$0
-	Brantley	0	0	\$0.00	\$0
3	Brooks	5,300	16,500	\$0.17	\$14,805,285
-	Bryan	0	0	\$0.00	\$0
-	Bulloch	0	0	\$0.00	\$0
8	Burke	2,100	19,000	\$0.17	\$6,755,070
83	Butts	80	16,000	\$0.15	\$194,560
-	Calhoun	0	0	\$0.00	\$0
-	Camden	0	0	\$0.00	\$0
-	Candler	0	0	\$0.00	\$0
71	Carroll	150	15,500	\$0.15	\$353,400
29	Catoosa	900	19,000	\$0.15	\$2,599,200
-	Charlton	0	0	\$0.00	\$0
-	Chatham	0	0	\$0.00	\$0
-	Chattahoochee	0	0	\$0.00	\$0
82	Chattooga	80	16,500	\$0.15	\$200,640
78	Cherokee	125	12,631	\$0.15	\$239,989
72	Clarke	200	10,000	\$0.15	\$304,000
-	Clay	0	0	\$0.00	\$0
-	Clayton	0	0	\$0.00	\$0
-	Clinch	0	0	\$0.00	\$0
-	Cobb	0	0	\$0.00	\$0
69	Coffee	200	14,000	\$0.17	\$474,040
27	Colquitt	960	16,220	\$0.17	\$2,636,204
73	Columbia	120	16,500	\$0.15	\$300,960
79	Cook	90	15,500	\$0.17	\$236,174
47	Coweta	400	16,500	\$0.17	\$1,117,380
68	Crawford	180	15,900	\$0.17	\$484,537
-	Crisp	0	0	\$0.00	\$0
-	Dade	0	0	\$0.00	\$0
-	Dawson	0	0	\$0.00	\$0
32	Decatur	600	21,125	\$0.17	\$2,145,878
-	DeKalb	0	0	\$0.00	\$0
-	Dodge	0	0	\$0.00	\$0
46	Dooly	420	16,500	\$0.17	\$1,173,249
-	Dougherty	0	0	\$0.00	\$0
-	Douglas	0	0	\$0.00	\$0
-	Early	0	0	\$0.00	\$0
-	Echols	0	0	\$0.00	\$0
-	Effingham	0	0	\$0.00	\$0

Rank	County	No. Animals	Lbs/ Cow	Price	Farm Gate Value
13	Elbert	1,600	18,000	\$0.15	\$4,377,600
-	Emanuel	0	0	\$0.00	\$0
-	Evans	0	0	\$0.00	\$0
64	Fannin	200	16,500	\$0.15	\$501,600
-	Fayette	0	0	\$0.00	\$0
63	Floyd	210	17,200	\$0.15	\$549,024
-	Forsyth	0	0	\$0.00	\$0
-	Franklin	0	0	\$0.00	\$0
-	Fulton	0	0	\$0.00	\$0
25	Gilmer	1,050	17,500	\$0.15	\$2,793,000
-	Glascocock	0	0	\$0.00	\$0
-	Glynn	0	0	\$0.00	\$0
42	Gordon	560	16,600	\$0.15	\$1,412,992
28	Grady	1,000	15,400	\$0.17	\$2,607,220
7	Greene	3,450	16,500	\$0.17	\$9,637,403
-	Gwinnett	0	0	\$0.00	\$0
80	Habersham	75	16,500	\$0.17	\$209,509
21	Hall	1,260	16,700	\$0.15	\$3,198,384
81	Hancock	150	9,000	\$0.15	\$205,200
75	Haralson	100	16,500	\$0.15	\$250,800
-	Harris	0	0	\$0.00	\$0
15	Hart	1,550	16,500	\$0.15	\$3,887,400
-	Heard	0	0	\$0.00	\$0
75	Henry	100	16,500	\$0.15	\$250,800
30	Houston	900	17,000	\$0.17	\$2,590,290
-	Irwin	0	0	\$0.00	\$0
-	Jackson	0	0	\$0.00	\$0
43	Jasper	500	16,500	\$0.15	\$1,254,000
-	Jeff Davis	0	0	\$0.00	\$0
17	Jefferson	1,200	18,000	\$0.17	\$3,656,880
10	Jenkins	2,300	16,500	\$0.17	\$6,424,935
-	Johnson	0	0	\$0.00	\$0
22	Jones	1,100	18,000	\$0.15	\$3,009,600
26	Lamar	1,100	16,500	\$0.15	\$2,758,800
-	Lanier	0	0	\$0.00	\$0
40	Laurens	500	17,200	\$0.17	\$1,455,980
14	Lee	1,400	18,000	\$0.17	\$4,266,360
-	Liberty	0	0	\$0.00	\$0
58	Lincoln	325	15,000	\$0.15	\$741,000
-	Long	0	0	\$0.00	\$0
-	Lowndes	0	0	\$0.00	\$0
64	Lumpkin	200	16,500	\$0.15	\$501,600
1	Macon	9,600	18,500	\$0.17	\$30,067,680
62	Madison	225	16,500	\$0.15	\$564,300
86	Marion	50	18,000	\$0.15	\$136,800
36	McDuffie	600	20,000	\$0.15	\$1,824,000
-	McIntosh	0	0	\$0.00	\$0
53	Meriwether	450	12,000	\$0.15	\$820,800
-	Miller	0	0	\$0.00	\$0
5	Mitchell	4,500	18,000	\$0.17	\$13,713,300
19	Monroe	1,300	16,500	\$0.15	\$3,260,400

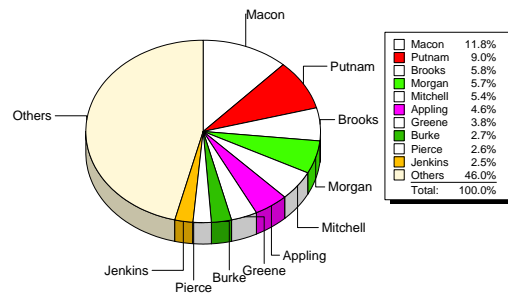
Dairy

Farm Gate Value, 2000

Rank	County	No. Animals	Lbs/ Cow	Price	Farm Gate Value
-	Montgomery	0	0	\$0.00	\$0
4	Morgan	6,000	16,000	\$0.15	\$14,592,000
61	Murray	300	15,000	\$0.15	\$684,000
-	Muscogee	0	0	\$0.00	\$0
85	Newton	60	16,000	\$0.15	\$145,920
43	Oconee	500	16,500	\$0.15	\$1,254,000
18	Oglethorpe	1,500	15,000	\$0.15	\$3,420,000
77	Paulding	100	16,000	\$0.15	\$243,200
23	Peach	1,000	17,500	\$0.17	\$2,962,750
-	Pickens	0	0	\$0.00	\$0
9	Pierce	2,100	18,500	\$0.17	\$6,577,305
51	Pike	400	16,500	\$0.15	\$1,003,200
59	Polk	370	13,000	\$0.15	\$731,120
-	Pulaski	0	0	\$0.00	\$0
2	Putnam	9,145	16,500	\$0.15	\$22,935,660
-	Quitman	0	0	\$0.00	\$0
-	Rabun	0	0	\$0.00	\$0
60	Randolph	325	13,000	\$0.17	\$715,293
39	Richmond	500	17,500	\$0.17	\$1,481,375
-	Rockdale	0	0	\$0.00	\$0
-	Schley	0	0	\$0.00	\$0
52	Screven	260	19,000	\$0.17	\$836,342
74	Seminole	99	17,500	\$0.17	\$293,312
41	Spalding	550	17,000	\$0.15	\$1,421,200
67	Stephens	200	16,000	\$0.15	\$486,400
-	Stewart	0	0	\$0.00	\$0
12	Sumter	1,410	23,506	\$0.17	\$5,611,188
56	Talbot	370	14,000	\$0.15	\$787,360
-	Taliaferro	0	0	\$0.00	\$0
-	Tattnall	0	0	\$0.00	\$0
-	Taylor	0	0	\$0.00	\$0
-	Telfair	0	0	\$0.00	\$0
-	Terrell	0	0	\$0.00	\$0
35	Thomas	720	17,000	\$0.15	\$1,860,480
57	Tift	275	16,500	\$0.17	\$768,199
-	Toombs	0	0	\$0.00	\$0
-	Towns	0	0	\$0.00	\$0
-	Treutlen	0	0	\$0.00	\$0
49	Troup	450	15,000	\$0.15	\$1,026,000
-	Turner	0	0	\$0.00	\$0
-	Twiggs	0	0	\$0.00	\$0
66	Union	350	9,150	\$0.15	\$486,780
37	Upson	700	16,500	\$0.15	\$1,755,600
33	Walker	900	15,000	\$0.15	\$2,052,000
-	Walton	0	0	\$0.00	\$0
20	Ware	873	22,049	\$0.17	\$3,258,818
16	Warren	1,245	17,500	\$0.17	\$3,688,624
38	Washington	550	16,500	\$0.17	\$1,536,398
50	Wayne	350	17,000	\$0.17	\$1,007,335
-	Webster	0	0	\$0.00	\$0
-	Wheeler	0	0	\$0.00	\$0

Rank	County	No. Animals	Lbs/ Cow	Price	Farm Gate Value
45	White	490	16,000	\$0.15	\$1,191,680
55	Whitfield	320	16,500	\$0.15	\$802,560
31	Wilcox	850	16,000	\$0.17	\$2,302,480
11	Wilkes	2,500	16,500	\$0.15	\$6,270,000
-	Wilkinson	0	0	\$0.00	\$0
47	Worth	400	16,500	\$0.17	\$1,117,380
2000 Totals		92,482			\$254,294,780

Top Ten Counties as % of Total

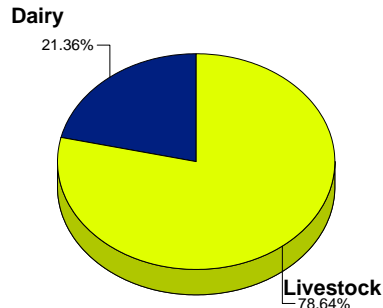


Top Ten Counties

Dairy

County	No. Animals	Prod.	Price	Farm Gate Value	
1	Macon	9,600	18,500	\$0.17	\$30,067,680
2	Putnam	9,145	16,500	\$0.15	\$22,935,660
3	Brooks	5,300	16,500	\$0.17	\$14,805,285
4	Morgan	6,000	16,000	\$0.15	\$14,592,000
5	Mitchell	4,500	18,000	\$0.17	\$13,713,300
6	Appling	4,200	16,500	\$0.17	\$11,732,490
7	Greene	3,450	16,500	\$0.17	\$9,637,403
8	Burke	2,100	19,000	\$0.17	\$6,755,070
9	Pierce	2,100	18,500	\$0.17	\$6,577,305
10	Jenkins	2,300	16,500	\$0.17	\$6,424,935

Commodity as % of Livestock



Goats

Farm Gate Value, 2000

Rank	County	No. Animals	Prod.	Price	Farm Gate Value
12	Appling	2,000	1.25	\$35.00	\$87,500
4	Atkinson	4,000	1.25	\$35.00	\$175,000
127	Bacon	50	1.25	\$35.00	\$2,188
76	Baker	300	1.25	\$35.00	\$13,125
48	Baldwin	550	1.25	\$35.00	\$24,063
6	Banks	3,800	1.25	\$35.00	\$166,250
62	Barrow	325	1.25	\$50.00	\$20,313
32	Bartow	800	1.25	\$35.00	\$35,000
29	Ben Hill	950	1.25	\$35.00	\$41,563
30	Berrien	900	1.25	\$35.00	\$39,375
-	Bibb	0	0.00	\$0.00	\$0
-	Bleckley	0	0.00	\$0.00	\$0
94	Brantley	200	1.25	\$35.00	\$8,750
50	Brooks	500	1.25	\$35.00	\$21,875
-	Bryan	0	0.00	\$0.00	\$0
12	Bulloch	2,000	1.25	\$35.00	\$87,500
24	Burke	1,000	1.25	\$35.00	\$43,750
124	Butts	75	1.25	\$35.00	\$3,281
76	Calhoun	300	1.25	\$35.00	\$13,125
-	Camden	0	0.00	\$0.00	\$0
118	Candler	100	1.25	\$35.00	\$4,375
50	Carroll	500	1.25	\$35.00	\$21,875
136	Catoosa	14	1.25	\$35.00	\$613
66	Charlton	400	1.25	\$35.00	\$17,500
-	Chatham	0	0.00	\$0.00	\$0
-	Chattahoochee	0	0.00	\$0.00	\$0
76	Chattooga	300	1.25	\$35.00	\$13,125
76	Cherokee	300	1.25	\$35.00	\$13,125
76	Clarke	300	1.25	\$35.00	\$13,125
39	Clay	500	1.25	\$50.00	\$31,250
127	Clayton	50	1.25	\$35.00	\$2,188
126	Clinch	60	1.25	\$35.00	\$2,625
-	Cobb	0	0.00	\$0.00	\$0
1	Coffee	5,000	1.25	\$35.00	\$218,750
75	Colquitt	335	1.25	\$35.00	\$14,656
-	Columbia	0	0.00	\$0.00	\$0
40	Cook	700	1.25	\$35.00	\$30,625
118	Coweta	100	1.25	\$35.00	\$4,375
109	Crawford	150	1.25	\$35.00	\$6,563
50	Crisp	500	1.25	\$35.00	\$21,875
89	Dade	250	1.25	\$35.00	\$10,938
76	Dawson	300	1.25	\$35.00	\$13,125
94	Decatur	200	1.25	\$35.00	\$8,750
-	DeKalb	0	0.00	\$0.00	\$0
89	Dodge	250	1.25	\$35.00	\$10,938
89	Dooly	250	1.25	\$35.00	\$10,938
-	Dougherty	0	0.00	\$0.00	\$0
-	Douglas	0	0.00	\$0.00	\$0
32	Early	700	1.25	\$40.00	\$35,000
-	Echols	0	0.00	\$0.00	\$0
37	Effingham	750	1.25	\$35.00	\$32,813

Rank	County	No. Animals	Prod.	Price	Farm Gate Value
50	Elbert	500	1.25	\$35.00	\$21,875
12	Emanuel	2,000	1.25	\$35.00	\$87,500
44	Evans	600	1.25	\$35.00	\$26,250
135	Fannin	25	1.25	\$35.00	\$1,094
109	Fayette	150	1.25	\$35.00	\$6,563
74	Floyd	350	1.25	\$35.00	\$15,313
-	Forsyth	0	0.00	\$0.00	\$0
50	Franklin	500	1.25	\$35.00	\$21,875
94	Fulton	200	1.25	\$35.00	\$8,750
66	Gilmer	400	1.25	\$35.00	\$17,500
118	Glascocock	100	1.25	\$35.00	\$4,375
41	Glynn	650	1.25	\$35.00	\$28,438
-	Gordon	0	0.00	\$0.00	\$0
43	Grady	625	1.25	\$35.00	\$27,344
109	Greene	150	1.25	\$35.00	\$6,563
50	Gwinnett	500	1.25	\$35.00	\$21,875
66	Habersham	400	1.25	\$35.00	\$17,500
20	Hall	1,450	1.25	\$35.00	\$63,438
50	Hancock	500	1.25	\$35.00	\$21,875
109	Haralson	150	1.25	\$35.00	\$6,563
87	Harris	280	1.25	\$35.00	\$12,250
22	Hart	1,300	1.25	\$35.00	\$56,875
116	Heard	125	1.25	\$35.00	\$5,469
94	Henry	200	1.25	\$35.00	\$8,750
76	Houston	300	1.25	\$35.00	\$13,125
17	Irwin	1,550	1.25	\$35.00	\$67,813
94	Jackson	200	1.25	\$35.00	\$8,750
89	Jasper	250	1.25	\$35.00	\$10,938
1	Jeff Davis	5,000	1.25	\$35.00	\$218,750
24	Jefferson	1,000	1.25	\$35.00	\$43,750
31	Jenkins	850	1.25	\$35.00	\$37,188
11	Johnson	2,100	1.25	\$35.00	\$91,875
117	Jones	115	1.25	\$35.00	\$5,031
63	Lamar	450	1.25	\$35.00	\$19,688
37	Lanier	750	1.25	\$35.00	\$32,813
1	Laurens	5,000	1.25	\$35.00	\$218,750
-	Lee	0	0.00	\$0.00	\$0
89	Liberty	250	1.25	\$35.00	\$10,938
44	Lincoln	600	1.25	\$35.00	\$26,250
118	Long	100	1.25	\$35.00	\$4,375
12	Lowndes	2,000	1.25	\$35.00	\$87,500
127	Lumpkin	50	1.25	\$35.00	\$2,188
50	Macon	500	1.25	\$35.00	\$21,875
50	Madison	500	1.25	\$35.00	\$21,875
4	Marion	4,000	1.25	\$35.00	\$175,000
44	McDuffie	600	1.25	\$35.00	\$26,250
134	McIntosh	40	1.25	\$35.00	\$1,750
23	Meriwether	1,100	1.25	\$35.00	\$48,125
76	Miller	300	1.25	\$35.00	\$13,125
118	Mitchell	100	1.25	\$35.00	\$4,375
94	Monroe	200	1.25	\$35.00	\$8,750

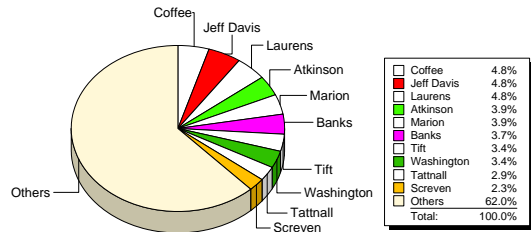
Goats

Rank	County	No. Animals	Prod.	Price	Farm Gate Value
24	Montgomery	1,000	1.25	\$35.00	\$43,750
94	Morgan	200	1.25	\$35.00	\$8,750
-	Murray	0	0.00	\$0.00	\$0
-	Muscogee	0	0.00	\$0.00	\$0
36	Newton	780	1.25	\$35.00	\$34,125
73	Oconee	300	1.50	\$35.00	\$15,750
50	Oglethorpe	500	1.25	\$35.00	\$21,875
66	Paulding	400	1.25	\$35.00	\$17,500
109	Peach	150	1.25	\$35.00	\$6,563
94	Pickens	200	1.25	\$35.00	\$8,750
-	Pierce	0	0.00	\$0.00	\$0
50	Pike	500	1.25	\$35.00	\$21,875
76	Polk	300	1.25	\$35.00	\$13,125
127	Pulaski	50	1.25	\$35.00	\$2,188
106	Putnam	185	1.25	\$35.00	\$8,094
49	Quitman	300	1.25	\$60.00	\$22,500
94	Rabun	200	1.25	\$35.00	\$8,750
65	Randolph	250	1.25	\$60.00	\$18,750
50	Richmond	500	1.25	\$35.00	\$21,875
127	Rockdale	50	1.25	\$35.00	\$2,188
-	Schley	0	0.00	\$0.00	\$0
10	Screven	2,400	1.25	\$35.00	\$105,000
76	Seminole	300	1.25	\$35.00	\$13,125
118	Spalding	100	1.25	\$35.00	\$4,375
-	Stephens	0	0.00	\$0.00	\$0
108	Stewart	175	1.25	\$35.00	\$7,656
-	Sumter	0	0.00	\$0.00	\$0
124	Talbot	75	1.25	\$35.00	\$3,281
-	Taliaferro	0	0.00	\$0.00	\$0
9	Tattnall	3,000	1.25	\$35.00	\$131,250
44	Taylor	600	1.25	\$35.00	\$26,250
24	Telfair	1,000	1.25	\$35.00	\$43,750
94	Terrell	200	1.25	\$35.00	\$8,750
133	Thomas	45	1.25	\$35.00	\$1,969
7	Tift	3,500	1.25	\$35.00	\$153,125
18	Toombs	1,500	1.25	\$35.00	\$65,625
94	Towns	200	1.25	\$35.00	\$8,750
88	Treutlen	275	1.25	\$35.00	\$12,031
-	Troup	0	0.00	\$0.00	\$0
41	Turner	650	1.25	\$35.00	\$28,438
63	Twiggs	450	1.25	\$35.00	\$19,688
76	Union	300	1.25	\$35.00	\$13,125
32	Upson	800	1.25	\$35.00	\$35,000
66	Walker	400	1.25	\$35.00	\$17,500
109	Walton	150	1.25	\$35.00	\$6,563
94	Ware	200	1.25	\$35.00	\$8,750
18	Warren	1,500	1.25	\$35.00	\$65,625
7	Washington	3,500	1.25	\$35.00	\$153,125
24	Wayne	1,000	1.25	\$35.00	\$43,750
109	Webster	150	1.25	\$35.00	\$6,563
21	Wheeler	935	1.50	\$45.00	\$63,113

Farm Gate Value, 2000

Rank	County	No. Animals	Prod.	Price	Farm Gate Value
127	White	50	1.25	\$35.00	\$2,188
107	Whitfield	180	1.25	\$35.00	\$7,875
66	Wilcox	400	1.25	\$35.00	\$17,500
66	Wilkes	400	1.25	\$35.00	\$17,500
32	Wilkinson	800	1.25	\$35.00	\$35,000
16	Worth	1,500	1.50	\$35.00	\$78,750
2000 Totals		101,419			\$4,512,069

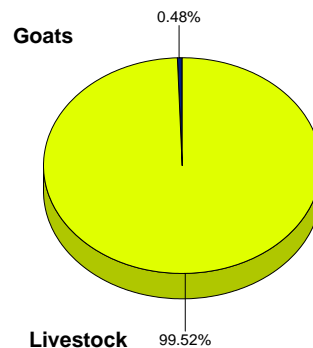
Top Ten Counties as % of Total



Top Ten Counties

Goats		No. Animals	Prod.	Price	Farm Gate Value
1	Coffee	5,000	1.25	\$35.00	\$218,750
1	Jeff Davis	5,000	1.25	\$35.00	\$218,750
1	Laurens	5,000	1.25	\$35.00	\$218,750
4	Atkinson	4,000	1.25	\$35.00	\$175,000
4	Marion	4,000	1.25	\$35.00	\$175,000
6	Banks	3,800	1.25	\$35.00	\$166,250
7	Tift	3,500	1.25	\$35.00	\$153,125
7	Washington	3,500	1.25	\$35.00	\$153,125
9	Tattnall	3,000	1.25	\$35.00	\$131,250
10	Screven	2,400	1.25	\$35.00	\$105,000

Commodity as % of Livestock



Horses - Board, Breed, Train Farm Gate Value, 2000

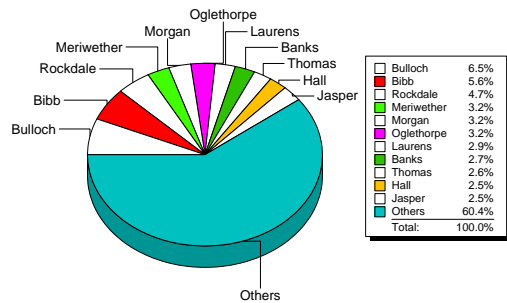
Rank	County	No. Animals	Price	Farm Gate Value	Rank	County	No. Animals	Price	Farm Gate Value
-	Appling	0	\$0	\$0	82	Elbert	70	\$3,000	\$210,000
-	Atkinson	0	\$0	\$0	-	Emanuel	0	\$0	\$0
53	Bacon	160	\$3,000	\$480,000	109	Evans	25	\$3,000	\$75,000
99	Baker	30	\$3,000	\$90,000	114	Fannin	20	\$3,000	\$60,000
74	Baldwin	95	\$3,000	\$285,000	15	Fayette	500	\$3,000	\$1,500,000
8	Banks	850	\$3,000	\$2,550,000	54	Floyd	150	\$3,000	\$450,000
95	Barrow	50	\$2,400	\$120,000	-	Forsyth	0	\$0	\$0
15	Bartow	500	\$3,000	\$1,500,000	45	Franklin	200	\$3,000	\$600,000
12	Ben Hill	750	\$3,000	\$2,250,000	-	Fulton	0	\$0	\$0
63	Berrien	100	\$3,000	\$300,000	-	Gilmer	0	\$0	\$0
2	Bibb	1,765	\$3,000	\$5,295,000	-	Glascocock	0	\$0	\$0
-	Bleckley	0	\$0	\$0	126	Glynn	10	\$3,000	\$30,000
97	Brantley	35	\$3,000	\$105,000	20	Gordon	480	\$3,000	\$1,440,000
99	Brooks	30	\$3,000	\$90,000	97	Grady	35	\$3,000	\$105,000
75	Bryan	75	\$3,000	\$225,000	75	Greene	75	\$3,000	\$225,000
1	Bulloch	2,050	\$3,000	\$6,150,000	15	Gwinnett	500	\$3,000	\$1,500,000
29	Burke	300	\$3,000	\$900,000	-	Habersham	0	\$0	\$0
54	Butts	150	\$3,000	\$450,000	10	Hall	800	\$3,000	\$2,400,000
-	Calhoun	0	\$0	\$0	75	Hancock	75	\$3,000	\$225,000
120	Camden	15	\$3,000	\$45,000	75	Haralson	75	\$3,000	\$225,000
84	Candler	60	\$3,000	\$180,000	40	Harris	260	\$3,000	\$780,000
45	Carroll	200	\$3,000	\$600,000	109	Hart	25	\$3,000	\$75,000
86	Catoosa	55	\$3,000	\$165,000	88	Heard	50	\$3,000	\$150,000
109	Charlton	25	\$3,000	\$75,000	84	Henry	60	\$3,000	\$180,000
86	Chatham	55	\$3,000	\$165,000	41	Houston	250	\$3,000	\$750,000
-	Chattahoochee	0	\$0	\$0	63	Irwin	100	\$3,000	\$300,000
114	Chattooga	20	\$3,000	\$60,000	63	Jackson	100	\$3,000	\$300,000
114	Cherokee	20	\$3,000	\$60,000	10	Jasper	800	\$3,000	\$2,400,000
41	Clarke	250	\$3,000	\$750,000	41	Jeff Davis	250	\$3,000	\$750,000
-	Clay	0	\$0	\$0	99	Jefferson	30	\$3,000	\$90,000
-	Clayton	0	\$0	\$0	120	Jenkins	15	\$3,000	\$45,000
120	Clinch	15	\$3,000	\$45,000	126	Johnson	10	\$3,000	\$30,000
-	Cobb	0	\$0	\$0	63	Jones	100	\$3,000	\$300,000
61	Coffee	125	\$3,000	\$375,000	54	Lamar	150	\$3,000	\$450,000
88	Colquitt	50	\$3,000	\$150,000	75	Lanier	75	\$3,000	\$225,000
13	Columbia	700	\$3,000	\$2,100,000	7	Laurens	924	\$3,000	\$2,772,000
95	Cook	40	\$3,000	\$120,000	45	Lee	200	\$3,000	\$600,000
23	Coweta	400	\$3,000	\$1,200,000	99	Liberty	30	\$3,000	\$90,000
114	Crawford	20	\$3,000	\$60,000	99	Lincoln	30	\$3,000	\$90,000
99	Crisp	30	\$3,000	\$90,000	99	Long	30	\$3,000	\$90,000
88	Dade	50	\$3,000	\$150,000	54	Lowndes	150	\$3,000	\$450,000
45	Dawson	200	\$3,000	\$600,000	54	Lumpkin	150	\$3,000	\$450,000
-	Decatur	0	\$0	\$0	-	Macon	0	\$0	\$0
81	DeKalb	72	\$3,000	\$216,000	45	Madison	200	\$3,000	\$600,000
-	Dodge	0	\$0	\$0	29	Marion	300	\$3,000	\$900,000
120	Dooly	15	\$3,000	\$45,000	63	McDuffie	100	\$3,000	\$300,000
29	Dougherty	300	\$3,000	\$900,000	-	McIntosh	0	\$0	\$0
21	Douglas	450	\$3,000	\$1,350,000	4	Meriwether	1,000	\$3,000	\$3,000,000
120	Early	15	\$3,000	\$45,000	-	Miller	0	\$0	\$0
-	Echols	0	\$0	\$0	126	Mitchell	10	\$3,000	\$30,000
45	Effingham	200	\$3,000	\$600,000	75	Monroe	75	\$3,000	\$225,000

Horses - Board, Breed, Train Farm Gate Value, 2000

Rank	County	No. Animals	Price	Farm Gate Value
29	Montgomery	300	\$3,000	\$900,000
4	Morgan	1,000	\$3,000	\$3,000,000
126	Murray	10	\$3,000	\$30,000
27	Muscogee	350	\$3,000	\$1,050,000
23	Newton	400	\$3,000	\$1,200,000
23	Oconee	400	\$3,000	\$1,200,000
4	Oglethorpe	1,000	\$3,000	\$3,000,000
45	Paulding	200	\$3,000	\$600,000
29	Peach	300	\$3,000	\$900,000
45	Pickens	200	\$3,000	\$600,000
-	Pierce	0	\$0	\$0
29	Pike	300	\$3,000	\$900,000
109	Polk	50	\$1,500	\$75,000
62	Pulaski	105	\$3,000	\$315,000
14	Putnam	586	\$3,000	\$1,758,000
-	Quitman	0	\$0	\$0
63	Rabun	100	\$3,000	\$300,000
109	Randolph	25	\$3,000	\$75,000
63	Richmond	100	\$3,000	\$300,000
3	Rockdale	1,490	\$3,000	\$4,470,000
-	Schley	0	\$0	\$0
114	Screven	20	\$3,000	\$60,000
88	Seminole	50	\$3,000	\$150,000
29	Spalding	300	\$3,000	\$900,000
-	Stephens	0	\$0	\$0
99	Stewart	30	\$3,000	\$90,000
63	Sumter	100	\$3,000	\$300,000
60	Talbot	134	\$3,000	\$402,000
-	Taliaferro	0	\$0	\$0
41	Tattnall	250	\$3,000	\$750,000
-	Taylor	0	\$0	\$0
63	Telfair	100	\$3,000	\$300,000
22	Terrell	441	\$3,000	\$1,323,000
9	Thomas	810	\$3,000	\$2,430,000
39	Tift	275	\$3,000	\$825,000
15	Toombs	500	\$3,000	\$1,500,000
120	Towns	15	\$3,000	\$45,000
63	Treutlen	100	\$3,000	\$300,000
29	Troup	300	\$3,000	\$900,000
99	Turner	30	\$3,000	\$90,000
126	Twiggs	10	\$3,000	\$30,000
29	Union	300	\$3,000	\$900,000
-	Upson	0	\$0	\$0
88	Walker	50	\$3,000	\$150,000
15	Walton	500	\$3,000	\$1,500,000
63	Ware	100	\$3,000	\$300,000
23	Warren	400	\$3,000	\$1,200,000
99	Washington	30	\$3,000	\$90,000
82	Wayne	70	\$3,000	\$210,000
88	Webster	50	\$3,000	\$150,000
54	Wheeler	150	\$3,000	\$450,000

Rank	County	No. Animals	Price	Farm Gate Value
27	White	350	\$3,000	\$1,050,000
29	Whitfield	300	\$3,000	\$900,000
-	Wilcox	0	\$0	\$0
114	Wilkes	20	\$3,000	\$60,000
-	Wilkinson	0	\$0	\$0
88	Worth	50	\$3,000	\$150,000
2000 Totals		31,562		\$94,581,000

Top Ten Counties as % of Total



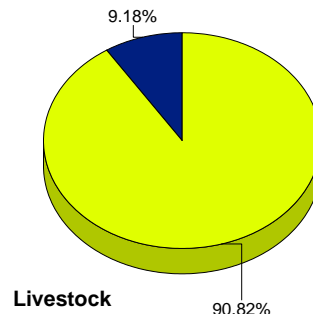
Top Ten Counties

Horses - Board, Breed, Train

County	No. Animals	Price	Farm Gate Value	
1	Bulloch	2,050	\$3,000.00	\$6,150,000
2	Bibb	1,765	\$3,000.00	\$5,295,000
3	Rockdale	1,490	\$3,000.00	\$4,470,000
4	Meriwether	1,000	\$3,000.00	\$3,000,000
4	Morgan	1,000	\$3,000.00	\$3,000,000
4	Oglethorpe	1,000	\$3,000.00	\$3,000,000
7	Laurens	924	\$3,000.00	\$2,772,000
8	Banks	850	\$3,000.00	\$2,550,000
9	Thomas	810	\$3,000.00	\$2,430,000
10	Hall	800	\$3,000.00	\$2,400,000
10	Jasper	800	\$3,000.00	\$2,400,000

Commodity as % of Livestock

Horses - Board, Breed, Train



Horses - Raised

Farm Gate Value, 2000

Rank	County	No. Animals	Price	Farm Gate Value
95	Appling	50	\$2,000	\$100,000
35	Atkinson	300	\$2,000	\$600,000
-	Bacon	0	\$0	\$0
109	Baker	30	\$2,000	\$60,000
93	Baldwin	70	\$2,000	\$140,000
26	Banks	475	\$2,000	\$950,000
95	Barrow	10	\$10,000	\$100,000
44	Bartow	200	\$2,000	\$400,000
42	Ben Hill	225	\$2,000	\$450,000
85	Berrien	85	\$2,000	\$170,000
-	Bibb	0	\$0	\$0
-	Bleckley	0	\$0	\$0
55	Brantley	160	\$2,000	\$320,000
109	Brooks	30	\$2,000	\$60,000
95	Bryan	50	\$2,000	\$100,000
35	Bulloch	300	\$2,000	\$600,000
63	Burke	100	\$2,000	\$200,000
57	Butts	150	\$2,000	\$300,000
-	Calhoun	0	\$0	\$0
-	Camden	0	\$0	\$0
-	Candler	0	\$0	\$0
63	Carroll	100	\$2,000	\$200,000
63	Catoosa	100	\$2,000	\$200,000
60	Charlton	125	\$2,000	\$250,000
-	Chatham	0	\$0	\$0
118	Chattahoochee	20	\$2,000	\$40,000
11	Chattooga	900	\$2,000	\$1,800,000
19	Cherokee	500	\$2,000	\$1,000,000
44	Clarke	200	\$2,000	\$400,000
89	Clay	75	\$2,000	\$150,000
-	Clayton	0	\$0	\$0
94	Clinch	65	\$2,000	\$130,000
-	Cobb	0	\$0	\$0
55	Coffee	160	\$2,000	\$320,000
54	Colquitt	170	\$2,000	\$340,000
19	Columbia	500	\$2,000	\$1,000,000
-	Cook	0	\$0	\$0
44	Coweta	200	\$2,000	\$400,000
118	Crawford	20	\$2,000	\$40,000
116	Crisp	25	\$2,000	\$50,000
12	Dade	750	\$2,000	\$1,500,000
8	Dawson	1,000	\$2,000	\$2,000,000
-	Decatur	0	\$0	\$0
-	DeKalb	0	\$0	\$0
35	Dodge	300	\$2,000	\$600,000
116	Dooly	25	\$2,000	\$50,000
63	Dougherty	100	\$2,000	\$200,000
89	Douglas	75	\$2,000	\$150,000
124	Early	15	\$2,000	\$30,000
-	Echols	0	\$0	\$0
16	Effingham	600	\$2,000	\$1,200,000

Rank	County	No. Animals	Price	Farm Gate Value
44	Elbert	200	\$2,000	\$400,000
19	Emanuel	500	\$2,000	\$1,000,000
63	Evans	100	\$2,000	\$200,000
127	Fannin	10	\$2,000	\$20,000
19	Fayette	500	\$2,000	\$1,000,000
63	Floyd	100	\$2,000	\$200,000
5	Forsyth	1,500	\$2,000	\$3,000,000
1	Franklin	2,500	\$2,000	\$5,000,000
-	Fulton	0	\$0	\$0
-	Gilmer	0	\$0	\$0
95	Glascocock	50	\$2,000	\$100,000
-	Glynn	0	\$0	\$0
6	Gordon	1,280	\$2,000	\$2,560,000
35	Grady	300	\$2,000	\$600,000
42	Greene	225	\$2,000	\$450,000
63	Gwinnett	100	\$2,000	\$200,000
-	Habersham	0	\$0	\$0
63	Hall	100	\$2,000	\$200,000
108	Hancock	35	\$2,000	\$70,000
105	Haralson	40	\$2,000	\$80,000
34	Harris	315	\$2,000	\$630,000
87	Hart	80	\$2,000	\$160,000
63	Heard	100	\$2,000	\$200,000
85	Henry	85	\$2,000	\$170,000
-	Houston	0	\$0	\$0
118	Irwin	20	\$2,000	\$40,000
28	Jackson	400	\$2,000	\$800,000
32	Jasper	350	\$2,000	\$700,000
18	Jeff Davis	550	\$2,000	\$1,100,000
118	Jefferson	20	\$2,000	\$40,000
127	Jenkins	10	\$2,000	\$20,000
95	Johnson	50	\$2,000	\$100,000
89	Jones	75	\$2,000	\$150,000
63	Lamar	100	\$2,000	\$200,000
53	Lanier	175	\$2,000	\$350,000
57	Laurens	150	\$2,000	\$300,000
27	Lee	450	\$2,000	\$900,000
118	Liberty	20	\$2,000	\$40,000
44	Lincoln	200	\$2,000	\$400,000
124	Long	15	\$2,000	\$30,000
63	Lowndes	100	\$2,000	\$200,000
109	Lumpkin	30	\$2,000	\$60,000
118	Macon	20	\$2,000	\$40,000
13	Madison	700	\$2,000	\$1,400,000
95	Marion	50	\$2,000	\$100,000
13	McDuffie	700	\$2,000	\$1,400,000
-	McIntosh	0	\$0	\$0
-	Meriwether	0	\$0	\$0
-	Miller	0	\$0	\$0
16	Mitchell	600	\$2,000	\$1,200,000
95	Monroe	50	\$2,000	\$100,000

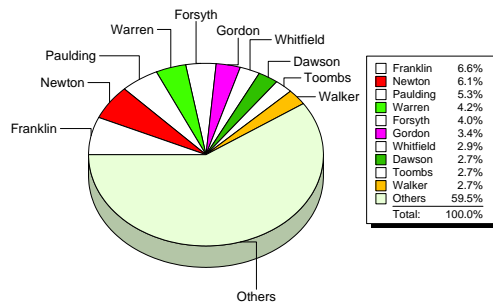
Horses - Raised

Farm Gate Value, 2000

Rank	County	No. Animals	Price	Farm Gate Value
19	Montgomery	500	\$2,000	\$1,000,000
63	Morgan	100	\$2,000	\$200,000
-	Murray	0	\$0	\$0
63	Muscogee	100	\$2,000	\$200,000
2	Newton	2,300	\$2,000	\$4,600,000
60	Oconee	125	\$2,000	\$250,000
35	Oglethorpe	300	\$2,000	\$600,000
3	Paulding	2,000	\$2,000	\$4,000,000
63	Peach	100	\$2,000	\$200,000
63	Pickens	100	\$2,000	\$200,000
-	Pierce	0	\$0	\$0
63	Pike	100	\$2,000	\$200,000
28	Polk	1,000	\$800	\$800,000
109	Pulaski	30	\$2,000	\$60,000
87	Putnam	80	\$2,000	\$160,000
109	Quitman	30	\$2,000	\$60,000
-	Rabun	0	\$0	\$0
60	Randolph	125	\$2,000	\$250,000
63	Richmond	100	\$2,000	\$200,000
-	Rockdale	0	\$0	\$0
-	Schley	0	\$0	\$0
63	Screven	100	\$2,000	\$200,000
63	Seminole	100	\$2,000	\$200,000
32	Spalding	350	\$2,000	\$700,000
84	Stephens	93	\$2,000	\$186,000
109	Stewart	30	\$2,000	\$60,000
44	Sumter	200	\$2,000	\$400,000
-	Talbot	0	\$0	\$0
-	Taliaferro	0	\$0	\$0
28	Tattnall	400	\$2,000	\$800,000
124	Taylor	15	\$2,000	\$30,000
95	Telfair	50	\$2,000	\$100,000
19	Terrell	500	\$2,000	\$1,000,000
31	Thomas	370	\$2,000	\$740,000
35	Tift	300	\$2,000	\$600,000
8	Toombs	1,000	\$2,000	\$2,000,000
19	Towns	500	\$2,000	\$1,000,000
63	Treutlen	100	\$2,000	\$200,000
95	Troup	50	\$2,000	\$100,000
95	Turner	50	\$2,000	\$100,000
127	Twiggs	10	\$2,000	\$20,000
13	Union	700	\$2,000	\$1,400,000
-	Upson	0	\$0	\$0
8	Walker	1,000	\$2,000	\$2,000,000
35	Walton	300	\$2,000	\$600,000
89	Ware	75	\$2,000	\$150,000
4	Warren	1,600	\$2,000	\$3,200,000
44	Washington	200	\$2,000	\$400,000
105	Wayne	40	\$2,000	\$80,000
109	Webster	30	\$2,000	\$60,000
44	Wheeler	200	\$2,000	\$400,000

Rank	County	No. Animals	Price	Farm Gate Value
44	White	200	\$2,000	\$400,000
7	Whitfield	1,100	\$2,000	\$2,200,000
105	Wilcox	40	\$2,000	\$80,000
63	Wilkes	100	\$2,000	\$200,000
57	Wilkinson	150	\$2,000	\$300,000
-	Worth	0	\$0	\$0
2000 Totals		38,258		\$75,396,000

Top Ten Counties as % of Total



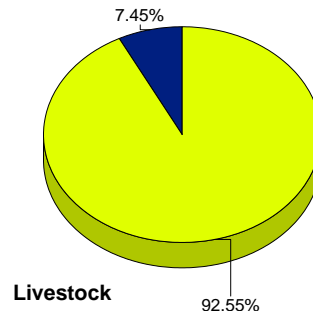
Top Ten Counties

Horses - Raised

County	No. Animals	Price	Farm Gate Value	
1	Franklin	2,500	\$2,000.00	\$5,000,000
2	Newton	2,300	\$2,000.00	\$4,600,000
3	Paulding	2,000	\$2,000.00	\$4,000,000
4	Warren	1,600	\$2,000.00	\$3,200,000
5	Forsyth	1,500	\$2,000.00	\$3,000,000
6	Gordon	1,280	\$2,000.00	\$2,560,000
7	Whitfield	1,100	\$2,000.00	\$2,200,000
8	Dawson	1,000	\$2,000.00	\$2,000,000
8	Toombs	1,000	\$2,000.00	\$2,000,000
8	Walker	1,000	\$2,000.00	\$2,000,000

Commodity as % of Livestock

Horses - Raised



Pork - Farrow to Finish

Farm Gate Value, 2000

Rank	County	No. Animals	Prod.	Price	Farm Gate Value
39	Appling	200	3,675.0	\$0.42	\$308,700
28	Atkinson	345	3,675.0	\$0.42	\$532,508
-	Bacon	0	0.0	\$0.00	\$0
-	Baker	0	0.0	\$0.00	\$0
48	Baldwin	150	3,675.0	\$0.42	\$231,525
17	Banks	500	3,675.0	\$0.42	\$771,750
-	Barrow	0	0.0	\$0.00	\$0
39	Bartow	200	3,675.0	\$0.42	\$308,700
46	Ben Hill	175	3,675.0	\$0.42	\$270,113
17	Berrien	500	3,675.0	\$0.42	\$771,750
-	Bibb	0	0.0	\$0.00	\$0
-	Bleckley	0	0.0	\$0.00	\$0
67	Brantley	50	3,675.0	\$0.42	\$77,175
29	Brooks	300	3,675.0	\$0.42	\$463,050
-	Bryan	0	0.0	\$0.00	\$0
15	Bulloch	600	3,675.0	\$0.42	\$926,100
65	Burke	75	3,675.0	\$0.42	\$115,763
-	Butts	0	0.0	\$0.00	\$0
-	Calhoun	0	0.0	\$0.00	\$0
-	Camden	0	0.0	\$0.00	\$0
13	Candler	700	3,675.0	\$0.42	\$1,080,450
-	Carroll	0	0.0	\$0.00	\$0
-	Catoosa	0	0.0	\$0.00	\$0
67	Charlton	50	3,675.0	\$0.42	\$77,175
-	Chatham	0	0.0	\$0.00	\$0
-	Chattahoochee	0	0.0	\$0.00	\$0
-	Chattooga	0	0.0	\$0.00	\$0
-	Cherokee	0	0.0	\$0.00	\$0
17	Clarke	500	3,675.0	\$0.42	\$771,750
6	Clay	1,250	3,675.0	\$0.42	\$1,929,375
-	Clayton	0	0.0	\$0.00	\$0
-	Clinch	0	0.0	\$0.00	\$0
-	Cobb	0	0.0	\$0.00	\$0
7	Coffee	1,000	3,675.0	\$0.42	\$1,543,500
63	Colquitt	95	3,675.0	\$0.42	\$146,633
-	Columbia	0	0.0	\$0.00	\$0
29	Cook	300	3,675.0	\$0.42	\$463,050
-	Coweta	0	0.0	\$0.00	\$0
77	Crawford	10	3,675.0	\$0.42	\$15,435
23	Crisp	400	3,675.0	\$0.42	\$617,400
-	Dade	0	0.0	\$0.00	\$0
-	Dawson	0	0.0	\$0.00	\$0
52	Decatur	133	3,675.0	\$0.42	\$205,286
-	DeKalb	0	0.0	\$0.00	\$0
29	Dodge	300	3,675.0	\$0.42	\$463,050
23	Dooly	400	3,675.0	\$0.42	\$617,400
-	Dougherty	0	0.0	\$0.00	\$0
-	Douglas	0	0.0	\$0.00	\$0
53	Early	100	3,675.0	\$0.42	\$154,350
-	Echols	0	0.0	\$0.00	\$0

Rank	County	No. Animals	Prod.	Price	Farm Gate Value
-	Effingham	0	0.0	\$0.00	\$0
-	Elbert	0	0.0	\$0.00	\$0
53	Emanuel	100	3,675.0	\$0.42	\$154,350
-	Evans	0	0.0	\$0.00	\$0
76	Fannin	20	3,675.0	\$0.42	\$30,870
-	Fayette	0	0.0	\$0.00	\$0
-	Floyd	0	0.0	\$0.00	\$0
-	Forsyth	0	0.0	\$0.00	\$0
67	Franklin	50	3,675.0	\$0.42	\$77,175
-	Fulton	0	0.0	\$0.00	\$0
-	Gilmer	0	0.0	\$0.00	\$0
29	Glacocock	300	3,675.0	\$0.42	\$463,050
-	Glynn	0	0.0	\$0.00	\$0
51	Gordon	2,600	210.0	\$0.42	\$229,320
15	Grady	600	3,675.0	\$0.42	\$926,100
-	Greene	0	0.0	\$0.00	\$0
-	Gwinnett	0	0.0	\$0.00	\$0
-	Habersham	0	0.0	\$0.00	\$0
39	Hall	200	3,675.0	\$0.42	\$308,700
-	Hancock	0	3,675.0	\$0.42	\$0
-	Haralson	0	0.0	\$0.00	\$0
-	Harris	0	0.0	\$0.00	\$0
-	Hart	0	0.0	\$0.00	\$0
-	Heard	0	0.0	\$0.00	\$0
-	Henry	0	0.0	\$0.00	\$0
-	Houston	0	0.0	\$0.00	\$0
48	Irwin	150	3,675.0	\$0.42	\$231,525
-	Jackson	0	0.0	\$0.00	\$0
-	Jasper	0	0.0	\$0.00	\$0
23	Jeff Davis	400	3,675.0	\$0.42	\$617,400
53	Jefferson	100	3,675.0	\$0.42	\$154,350
-	Jenkins	0	0.0	\$0.00	\$0
27	Johnson	350	3,675.0	\$0.42	\$540,225
-	Jones	0	0.0	\$0.00	\$0
7	Lamar	1,000	3,675.0	\$0.42	\$1,543,500
38	Lanier	225	3,675.0	\$0.42	\$347,288
12	Laurens	750	3,675.0	\$0.42	\$1,157,625
-	Lee	0	0.0	\$0.00	\$0
-	Liberty	0	0.0	\$0.00	\$0
-	Lincoln	0	0.0	\$0.00	\$0
64	Long	80	3,675.0	\$0.42	\$123,480
53	Lowndes	100	3,675.0	\$0.42	\$154,350
46	Lumpkin	175	3,675.0	\$0.42	\$270,113
75	Macon	25	3,675.0	\$0.42	\$38,588
-	Madison	0	0.0	\$0.00	\$0
29	Marion	300	3,675.0	\$0.42	\$463,050
37	McDuffie	250	3,675.0	\$0.42	\$385,875
73	McIntosh	30	3,675.0	\$0.42	\$46,305
53	Meriwether	100	3,675.0	\$0.42	\$154,350
7	Miller	1,000	3,675.0	\$0.42	\$1,543,500

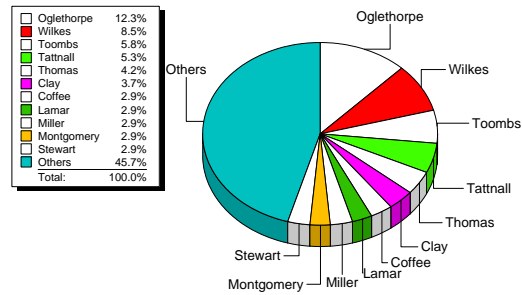
Pork - Farrow to Finish

Farm Gate Value, 2000

Rank	County	No. Animals	Prod.	Price	Farm Gate Value
-	Mitchell	0	0.0	\$0.00	\$0
-	Monroe	0	0.0	\$0.00	\$0
7	Montgomery	1,000	3,675.0	\$0.42	\$1,543,500
-	Morgan	0	0.0	\$0.00	\$0
-	Murray	0	0.0	\$0.00	\$0
-	Muscogee	0	0.0	\$0.00	\$0
17	Newton	500	3,675.0	\$0.42	\$771,750
-	Oconee	0	0.0	\$0.00	\$0
1	Oglethorpe	4,200	3,675.0	\$0.42	\$6,482,700
-	Paulding	0	0.0	\$0.00	\$0
-	Peach	0	0.0	\$0.00	\$0
67	Pickens	50	3,675.0	\$0.42	\$77,175
17	Pierce	500	3,675.0	\$0.42	\$771,750
-	Pike	0	0.0	\$0.00	\$0
-	Polk	0	0.0	\$0.00	\$0
26	Pulaski	375	3,675.0	\$0.42	\$578,813
53	Putnam	100	3,675.0	\$0.42	\$154,350
-	Quitman	0	0.0	\$0.00	\$0
-	Rabun	0	0.0	\$0.00	\$0
53	Randolph	100	3,675.0	\$0.42	\$154,350
-	Richmond	0	0.0	\$0.00	\$0
-	Rockdale	0	0.0	\$0.00	\$0
29	Schley	300	3,675.0	\$0.42	\$463,050
39	Screven	200	3,675.0	\$0.42	\$308,700
39	Seminole	200	3,675.0	\$0.42	\$308,700
-	Spalding	0	0.0	\$0.00	\$0
-	Stephens	0	0.0	\$0.00	\$0
7	Stewart	1,000	3,675.0	\$0.42	\$1,543,500
-	Sumter	0	0.0	\$0.00	\$0
-	Talbot	0	0.0	\$0.00	\$0
-	Taliaferro	0	0.0	\$0.00	\$0
4	Tattnall	1,800	3,675.0	\$0.42	\$2,778,300
-	Taylor	0	0.0	\$0.00	\$0
53	Telfair	100	3,675.0	\$0.42	\$154,350
73	Terrell	30	3,675.0	\$0.42	\$46,305
5	Thomas	1,450	3,675.0	\$0.42	\$2,238,075
48	Tift	150	3,675.0	\$0.42	\$231,525
3	Toombs	2,000	3,675.0	\$0.42	\$3,087,000
22	Towns	450	3,675.0	\$0.42	\$694,575
29	Treutlen	300	3,675.0	\$0.42	\$463,050
-	Troup	0	0.0	\$0.00	\$0
-	Turner	0	0.0	\$0.00	\$0
29	Twiggs	300	3,675.0	\$0.42	\$463,050
-	Union	0	0.0	\$0.00	\$0
-	Upson	0	0.0	\$0.00	\$0
39	Walker	200	3,675.0	\$0.42	\$308,700
-	Walton	0	0.0	\$0.00	\$0
-	Ware	0	0.0	\$0.00	\$0
13	Warren	700	3,675.0	\$0.42	\$1,080,450
66	Washington	60	3,675.0	\$0.42	\$92,610

Rank	County	No. Animals	Prod.	Price	Farm Gate Value
53	Wayne	100	3,675.0	\$0.42	\$154,350
39	Webster	200	3,675.0	\$0.42	\$308,700
71	Wheeler	42	3,675.0	\$0.42	\$64,827
-	White	0	0.0	\$0.00	\$0
-	Whitfield	0	0.0	\$0.00	\$0
53	Wilcox	100	3,675.0	\$0.42	\$154,350
2	Wilkes	2,900	3,675.0	\$0.42	\$4,476,150
72	Wilkinson	40	3,675.0	\$0.42	\$61,740
-	Worth	0	0.0	\$0.00	\$0
2000 Totals		36,685			\$52,839,518

Top Ten Counties as % of Total

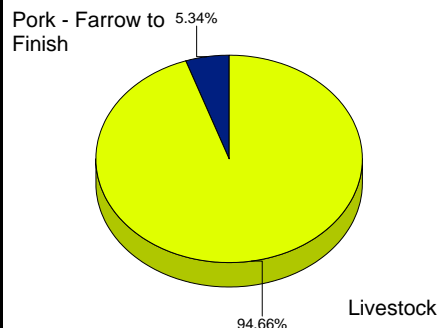


Top Ten Counties

Pork - Farrow to Finish

County	No. Animals	Prod.	Price	Farm Gate Value	
1	Oglethorpe	4,200	3,675.0	\$0.42	\$6,482,700
2	Wilkes	2,900	3,675.0	\$0.42	\$4,476,150
3	Toombs	2,000	3,675.0	\$0.42	\$3,087,000
4	Tattnall	1,800	3,675.0	\$0.42	\$2,778,300
5	Thomas	1,450	3,675.0	\$0.42	\$2,238,075
6	Clay	1,250	3,675.0	\$0.42	\$1,929,375
7	Coffee	1,000	3,675.0	\$0.42	\$1,543,500
7	Lamar	1,000	3,675.0	\$0.42	\$1,543,500
7	Miller	1,000	3,675.0	\$0.42	\$1,543,500
7	Montgomery	1,000	3,675.0	\$0.42	\$1,543,500
7	Stewart	1,000	3,675.0	\$0.42	\$1,543,500

Commodity as % of Livestock



Pork - Feeder Pigs

Farm Gate Value, 2000

Rank	County	No. Animals	Prod.	Price	Farm Gate Value
-	Appling	0	0.0	\$0.00	\$0
-	Atkinson	0	0.0	\$0.00	\$0
-	Bacon	0	0.0	\$0.00	\$0
-	Baker	0	0.0	\$0.00	\$0
-	Baldwin	0	0.0	\$0.00	\$0
-	Banks	0	0.0	\$0.00	\$0
-	Barrow	0	0.0	\$0.00	\$0
-	Bartow	0	0.0	\$0.00	\$0
-	Ben Hill	0	0.0	\$0.00	\$0
16	Berrien	336	750.0	\$0.72	\$181,440
-	Bibb	0	0.0	\$0.00	\$0
-	Bleckley	0	0.0	\$0.00	\$0
-	Brantley	0	0.0	\$0.00	\$0
10	Brooks	900	750.0	\$0.72	\$486,000
-	Bryan	0	0.0	\$0.00	\$0
5	Bulloch	1,800	850.0	\$0.72	\$1,101,600
-	Burke	0	0.0	\$0.00	\$0
-	Butts	0	0.0	\$0.00	\$0
14	Calhoun	450	750.0	\$0.72	\$243,000
-	Camden	0	0.0	\$0.00	\$0
1	Candler	8,000	750.0	\$0.72	\$4,320,000
-	Carroll	0	0.0	\$0.00	\$0
-	Catoosa	0	0.0	\$0.00	\$0
29	Charlton	50	750.0	\$0.72	\$27,000
-	Chatham	0	0.0	\$0.00	\$0
-	Chattahoochee	0	0.0	\$0.00	\$0
-	Chattooga	0	0.0	\$0.00	\$0
-	Cherokee	0	0.0	\$0.00	\$0
-	Clarke	0	0.0	\$0.00	\$0
-	Clay	0	0.0	\$0.00	\$0
-	Clayton	0	0.0	\$0.00	\$0
-	Clinch	0	0.0	\$0.00	\$0
-	Cobb	0	0.0	\$0.00	\$0
23	Coffee	125	750.0	\$0.72	\$67,500
17	Colquitt	325	750.0	\$0.72	\$175,500
-	Columbia	0	0.0	\$0.00	\$0
-	Cook	0	0.0	\$0.00	\$0
-	Coweta	0	0.0	\$0.00	\$0
-	Crawford	0	0.0	\$0.00	\$0
4	Crisp	3,000	225.0	\$1.65	\$1,113,750
-	Dade	0	0.0	\$0.00	\$0
18	Dawson	300	750.0	\$0.72	\$162,000
-	Decatur	0	0.0	\$0.00	\$0
-	DeKalb	0	0.0	\$0.00	\$0
-	Dodge	0	0.0	\$0.00	\$0
24	Dooly	100	750.0	\$0.72	\$54,000
-	Dougherty	0	0.0	\$0.00	\$0
-	Douglas	0	0.0	\$0.00	\$0
-	Early	0	0.0	\$0.00	\$0
-	Echols	0	0.0	\$0.00	\$0

Rank	County	No. Animals	Prod.	Price	Farm Gate Value
9	Effingham	1,000	750.0	\$0.72	\$540,000
-	Elbert	0	0.0	\$0.00	\$0
24	Emanuel	100	750.0	\$0.72	\$54,000
29	Evans	50	750.0	\$0.72	\$27,000
-	Fannin	0	0.0	\$0.00	\$0
-	Fayette	0	0.0	\$0.00	\$0
2	Floyd	3,500	750.0	\$0.72	\$1,890,000
-	Forsyth	0	0.0	\$0.00	\$0
-	Franklin	0	0.0	\$0.00	\$0
-	Fulton	0	0.0	\$0.00	\$0
20	Gilmer	250	750.0	\$0.72	\$135,000
-	Glascocock	0	0.0	\$0.00	\$0
-	Glynn	0	0.0	\$0.00	\$0
-	Gordon	0	0.0	\$0.00	\$0
29	Grady	50	750.0	\$0.72	\$27,000
-	Greene	0	0.0	\$0.00	\$0
-	Gwinnett	0	0.0	\$0.00	\$0
8	Habersham	1,600	750.0	\$0.72	\$864,000
-	Hall	0	0.0	\$0.00	\$0
-	Hancock	0	750.0	\$0.72	\$0
-	Haralson	0	0.0	\$0.00	\$0
-	Harris	0	0.0	\$0.00	\$0
-	Hart	0	0.0	\$0.00	\$0
-	Heard	0	0.0	\$0.00	\$0
-	Henry	0	0.0	\$0.00	\$0
-	Houston	0	0.0	\$0.00	\$0
29	Irwin	50	750.0	\$0.72	\$27,000
-	Jackson	0	0.0	\$0.00	\$0
-	Jasper	0	0.0	\$0.00	\$0
-	Jeff Davis	0	0.0	\$0.00	\$0
11	Jefferson	800	750.0	\$0.72	\$432,000
-	Jenkins	0	0.0	\$0.00	\$0
24	Johnson	100	750.0	\$0.72	\$54,000
-	Jones	0	0.0	\$0.00	\$0
-	Lamar	0	0.0	\$0.00	\$0
-	Lanier	0	0.0	\$0.00	\$0
-	Laurens	0	0.0	\$0.00	\$0
-	Lee	0	0.0	\$0.00	\$0
-	Liberty	0	0.0	\$0.00	\$0
-	Lincoln	0	0.0	\$0.00	\$0
-	Long	0	0.0	\$0.00	\$0
-	Lowndes	0	0.0	\$0.00	\$0
-	Lumpkin	0	0.0	\$0.00	\$0
-	Macon	0	0.0	\$0.00	\$0
12	Madison	700	750.0	\$0.72	\$378,000
-	Marion	0	0.0	\$0.00	\$0
-	McDuffie	0	0.0	\$0.00	\$0
-	McIntosh	0	0.0	\$0.00	\$0
-	Meriwether	0	0.0	\$0.00	\$0
12	Miller	700	750.0	\$0.72	\$378,000

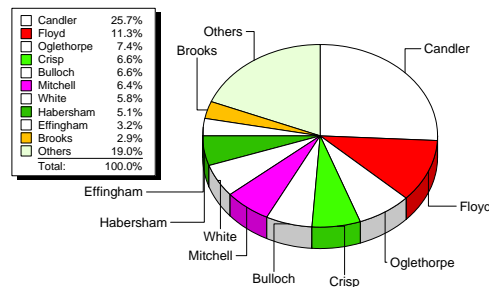
Pork - Feeder Pigs

Farm Gate Value, 2000

Rank	County	No. Animals	Prod.	Price	Farm Gate Value
6	Mitchell	2,000	750.0	\$0.72	\$1,080,000
-	Monroe	0	0.0	\$0.00	\$0
-	Montgomery	0	0.0	\$0.00	\$0
-	Morgan	0	0.0	\$0.00	\$0
-	Murray	0	0.0	\$0.00	\$0
-	Muscogee	0	0.0	\$0.00	\$0
-	Newton	0	0.0	\$0.00	\$0
24	Oconee	100	750.0	\$0.72	\$54,000
3	Oglethorpe	2,300	750.0	\$0.72	\$1,242,000
-	Paulding	0	0.0	\$0.00	\$0
-	Peach	0	0.0	\$0.00	\$0
20	Pickens	250	750.0	\$0.72	\$135,000
-	Pierce	0	0.0	\$0.00	\$0
-	Pike	0	0.0	\$0.00	\$0
-	Polk	0	0.0	\$0.00	\$0
-	Pulaski	0	0.0	\$0.00	\$0
-	Putnam	0	0.0	\$0.00	\$0
-	Quitman	0	0.0	\$0.00	\$0
-	Rabun	0	0.0	\$0.00	\$0
18	Randolph	300	750.0	\$0.72	\$162,000
22	Richmond	150	750.0	\$0.72	\$81,000
-	Rockdale	0	0.0	\$0.00	\$0
-	Schley	0	0.0	\$0.00	\$0
34	Screven	20	750.0	\$0.72	\$10,800
33	Seminole	40	750.0	\$0.72	\$21,600
-	Spalding	0	0.0	\$0.00	\$0
-	Stephens	0	0.0	\$0.00	\$0
-	Stewart	0	0.0	\$0.00	\$0
-	Sumter	0	0.0	\$0.00	\$0
-	Talbot	0	0.0	\$0.00	\$0
-	Taliaferro	0	0.0	\$0.00	\$0
-	Tattnall	0	0.0	\$0.00	\$0
-	Taylor	0	0.0	\$0.00	\$0
-	Telfair	0	0.0	\$0.00	\$0
-	Terrell	0	0.0	\$0.00	\$0
-	Thomas	0	0.0	\$0.00	\$0
-	Tift	0	0.0	\$0.00	\$0
-	Toombs	0	0.0	\$0.00	\$0
-	Towns	0	0.0	\$0.00	\$0
34	Treutlen	20	750.0	\$0.72	\$10,800
-	Troup	0	0.0	\$0.00	\$0
-	Turner	0	0.0	\$0.00	\$0
-	Twiggs	0	0.0	\$0.00	\$0
-	Union	0	0.0	\$0.00	\$0
-	Upson	0	0.0	\$0.00	\$0
-	Walker	0	0.0	\$0.00	\$0
-	Walton	0	0.0	\$0.00	\$0
-	Ware	0	0.0	\$0.00	\$0
15	Warren	400	750.0	\$0.72	\$216,000
34	Washington	20	750.0	\$0.72	\$10,800

Rank	County	No. Animals	Prod.	Price	Farm Gate Value
-	Wayne	0	0.0	\$0.00	\$0
-	Webster	0	0.0	\$0.00	\$0
-	Wheeler	0	0.0	\$0.00	\$0
7	White	3,000	450.0	\$0.72	\$972,000
-	Whitfield	0	0.0	\$0.00	\$0
-	Wilcox	0	0.0	\$0.00	\$0
-	Wilkes	0	0.0	\$0.00	\$0
34	Wilkinson	20	750.0	\$0.72	\$10,800
24	Worth	100	750.0	\$0.72	\$54,000
2000 Totals		33,006			\$16,798,590

Top Ten Counties as % of Total

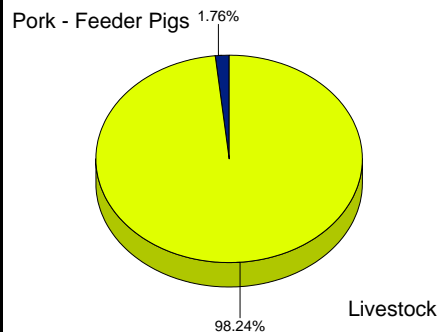


Top Ten Counties

Pork - Feeder Pigs

County	No. Animals	Prod.	Price	Farm Gate Value
1 Candler	8,000	750.0	\$0.72	\$4,320,000
2 Floyd	3,500	750.0	\$0.72	\$1,890,000
3 Oglethorpe	2,300	750.0	\$0.72	\$1,242,000
4 Crisp	3,000	225.0	\$1.65	\$1,113,750
5 Bulloch	1,800	850.0	\$0.72	\$1,101,600
6 Mitchell	2,000	750.0	\$0.72	\$1,080,000
7 White	3,000	450.0	\$0.72	\$972,000
8 Habersham	1,600	750.0	\$0.72	\$864,000
9 Effingham	1,000	750.0	\$0.72	\$540,000
10 Brooks	900	750.0	\$0.72	\$486,000

Commodity as % of Livestock



Pork - Finishing

Farm Gate Value, 2000

Rank	County	No. Animals	Prod.	Price	Farm Gate Value
31	Appling	300	553.5	\$0.42	\$69,741
-	Atkinson	0	0.0	\$0.00	\$0
5	Bacon	8,640	553.5	\$0.42	\$2,008,541
29	Baker	400	553.5	\$0.42	\$92,988
-	Baldwin	0	0.0	\$0.00	\$0
21	Banks	1,110	553.5	\$0.42	\$258,042
22	Barrow	1,000	553.5	\$0.42	\$232,470
14	Bartow	2,000	553.5	\$0.42	\$464,940
-	Ben Hill	0	0.0	\$0.00	\$0
14	Berrien	2,000	553.5	\$0.42	\$464,940
-	Bibb	0	0.0	\$0.00	\$0
-	Bleckley	0	0.0	\$0.00	\$0
-	Brantley	0	0.0	\$0.00	\$0
1	Brooks	12,000	553.5	\$0.42	\$2,789,640
-	Bryan	0	0.0	\$0.00	\$0
8	Bulloch	3,200	553.5	\$0.42	\$743,904
-	Burke	0	0.0	\$0.00	\$0
-	Butts	0	0.0	\$0.00	\$0
-	Calhoun	0	0.0	\$0.00	\$0
-	Camden	0	0.0	\$0.00	\$0
-	Candler	0	0.0	\$0.00	\$0
-	Carroll	0	0.0	\$0.00	\$0
-	Catoosa	0	0.0	\$0.00	\$0
-	Charlton	0	0.0	\$0.00	\$0
-	Chatham	0	0.0	\$0.00	\$0
-	Chattahoochee	0	0.0	\$0.00	\$0
-	Chattooga	0	0.0	\$0.00	\$0
-	Cherokee	0	0.0	\$0.00	\$0
17	Clarke	1,400	553.5	\$0.42	\$325,458
-	Clay	0	0.0	\$0.00	\$0
-	Clayton	0	0.0	\$0.00	\$0
-	Clinch	0	0.0	\$0.00	\$0
-	Cobb	0	0.0	\$0.00	\$0
19	Coffee	1,250	553.5	\$0.42	\$290,588
-	Colquitt	0	0.0	\$0.00	\$0
-	Columbia	0	0.0	\$0.00	\$0
-	Cook	0	0.0	\$0.00	\$0
-	Coweta	0	0.0	\$0.00	\$0
-	Crawford	0	0.0	\$0.00	\$0
-	Crisp	0	0.0	\$0.00	\$0
-	Dade	0	0.0	\$0.00	\$0
-	Dawson	0	0.0	\$0.00	\$0
-	Decatur	0	0.0	\$0.00	\$0
-	DeKalb	0	0.0	\$0.00	\$0
-	Dodge	0	0.0	\$0.00	\$0
27	Dooly	600	553.5	\$0.42	\$139,482
-	Dougherty	0	0.0	\$0.00	\$0
-	Douglas	0	0.0	\$0.00	\$0
33	Early	500	250.0	\$0.42	\$52,500
-	Echols	0	0.0	\$0.00	\$0

Rank	County	No. Animals	Prod.	Price	Farm Gate Value
32	Effingham	250	553.5	\$0.42	\$58,118
-	Elbert	0	0.0	\$0.00	\$0
29	Emanuel	400	553.5	\$0.42	\$92,988
6	Evans	5,000	553.5	\$0.42	\$1,162,350
-	Fannin	0	0.0	\$0.00	\$0
-	Fayette	0	0.0	\$0.00	\$0
-	Floyd	0	0.0	\$0.00	\$0
-	Forsyth	0	0.0	\$0.00	\$0
-	Franklin	0	0.0	\$0.00	\$0
-	Fulton	0	0.0	\$0.00	\$0
8	Gilmer	3,200	553.5	\$0.42	\$743,904
-	Glascocock	0	0.0	\$0.00	\$0
-	Glynn	0	0.0	\$0.00	\$0
-	Gordon	0	0.0	\$0.00	\$0
11	Grady	2,800	553.5	\$0.42	\$650,916
-	Greene	0	0.0	\$0.00	\$0
-	Gwinnett	0	0.0	\$0.00	\$0
-	Habersham	0	0.0	\$0.00	\$0
-	Hall	0	0.0	\$0.00	\$0
-	Hancock	0	553.5	\$0.42	\$0
-	Haralson	0	0.0	\$0.00	\$0
-	Harris	0	0.0	\$0.00	\$0
2	Hart	9,800	553.5	\$0.42	\$2,278,206
-	Heard	0	0.0	\$0.00	\$0
-	Henry	0	0.0	\$0.00	\$0
-	Houston	0	0.0	\$0.00	\$0
25	Irwin	700	553.5	\$0.42	\$162,729
20	Jackson	1,200	553.5	\$0.42	\$278,964
-	Jasper	0	0.0	\$0.00	\$0
-	Jeff Davis	0	0.0	\$0.00	\$0
-	Jefferson	0	0.0	\$0.00	\$0
14	Jenkins	2,000	553.5	\$0.42	\$464,940
-	Johnson	0	0.0	\$0.00	\$0
-	Jones	0	0.0	\$0.00	\$0
-	Lamar	0	0.0	\$0.00	\$0
-	Lanier	0	0.0	\$0.00	\$0
10	Laurens	2,997	553.5	\$0.42	\$696,713
-	Lee	0	0.0	\$0.00	\$0
-	Liberty	0	0.0	\$0.00	\$0
-	Lincoln	0	0.0	\$0.00	\$0
-	Long	0	0.0	\$0.00	\$0
-	Lowndes	0	0.0	\$0.00	\$0
-	Lumpkin	0	0.0	\$0.00	\$0
-	Macon	0	0.0	\$0.00	\$0
12	Madison	2,400	553.5	\$0.42	\$557,928
-	Marion	0	0.0	\$0.00	\$0
-	McDuffie	0	0.0	\$0.00	\$0
-	McIntosh	0	0.0	\$0.00	\$0
-	Meriwether	0	0.0	\$0.00	\$0
27	Miller	600	553.5	\$0.42	\$139,482

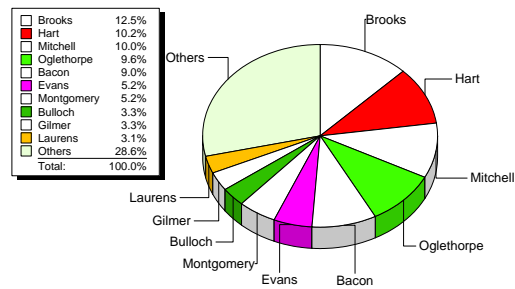
Pork - Finishing

Farm Gate Value, 2000

Rank	County	No. Animals	Prod.	Price	Farm Gate Value
3	Mitchell	9,600	553.5	\$0.42	\$2,231,712
-	Monroe	0	0.0	\$0.00	\$0
6	Montgomery	5,000	553.5	\$0.42	\$1,162,350
-	Morgan	0	0.0	\$0.00	\$0
-	Murray	0	0.0	\$0.00	\$0
-	Muscogee	0	0.0	\$0.00	\$0
-	Newton	0	0.0	\$0.00	\$0
17	Oconee	1,400	553.5	\$0.42	\$325,458
4	Oglethorpe	9,259	553.5	\$0.42	\$2,152,440
-	Paulding	0	0.0	\$0.00	\$0
-	Peach	0	0.0	\$0.00	\$0
-	Pickens	0	0.0	\$0.00	\$0
-	Pierce	0	0.0	\$0.00	\$0
-	Pike	0	0.0	\$0.00	\$0
-	Polk	0	0.0	\$0.00	\$0
-	Pulaski	0	0.0	\$0.00	\$0
-	Putnam	0	0.0	\$0.00	\$0
-	Quitman	0	0.0	\$0.00	\$0
-	Rabun	0	0.0	\$0.00	\$0
22	Randolph	1,000	553.5	\$0.42	\$232,470
38	Richmond	50	554.0	\$0.42	\$11,634
-	Rockdale	0	0.0	\$0.00	\$0
-	Schley	0	0.0	\$0.00	\$0
34	Screven	200	553.5	\$0.42	\$46,494
-	Seminole	0	0.0	\$0.00	\$0
-	Spalding	0	0.0	\$0.00	\$0
-	Stephens	0	0.0	\$0.00	\$0
-	Stewart	0	0.0	\$0.00	\$0
-	Sumter	0	0.0	\$0.00	\$0
-	Talbot	0	0.0	\$0.00	\$0
-	Taliaferro	0	0.0	\$0.00	\$0
-	Tattnall	0	0.0	\$0.00	\$0
-	Taylor	0	0.0	\$0.00	\$0
-	Telfair	0	0.0	\$0.00	\$0
34	Terrell	200	553.5	\$0.42	\$46,494
-	Thomas	0	0.0	\$0.00	\$0
25	Tift	700	553.5	\$0.42	\$162,729
-	Toombs	0	0.0	\$0.00	\$0
-	Towns	0	0.0	\$0.00	\$0
-	Treutlen	0	0.0	\$0.00	\$0
-	Troup	0	0.0	\$0.00	\$0
24	Turner	749	553.5	\$0.42	\$174,120
-	Twiggs	0	0.0	\$0.00	\$0
37	Union	100	553.5	\$0.42	\$23,247
-	Upson	0	0.0	\$0.00	\$0
-	Walker	0	0.0	\$0.00	\$0
-	Walton	0	0.0	\$0.00	\$0
-	Ware	0	0.0	\$0.00	\$0
-	Warren	0	0.0	\$0.00	\$0
-	Washington	0	0.0	\$0.00	\$0

Rank	County	No. Animals	Prod.	Price	Farm Gate Value
34	Wayne	200	553.5	\$0.42	\$46,494
-	Webster	0	0.0	\$0.00	\$0
-	Wheeler	0	0.0	\$0.00	\$0
-	White	0	0.0	\$0.00	\$0
-	Whitfield	0	0.0	\$0.00	\$0
-	Wilcox	0	0.0	\$0.00	\$0
13	Wilkes	2,325	553.5	\$0.42	\$540,493
-	Wilkinson	0	0.0	\$0.00	\$0
-	Worth	0	0.0	\$0.00	\$0
2000 Totals		96,530			\$22,376,605

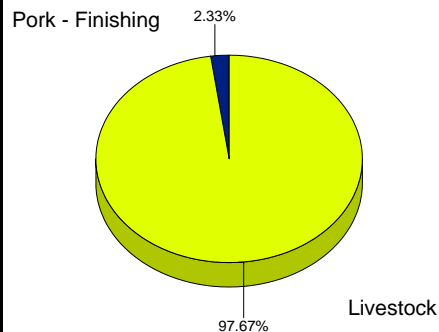
Top Ten Counties as % of Total



**Top Ten Counties
Pork - Finishing**

County	No. Animals	Prod.	Price	Farm Gate Value
1 Brooks	12,000	553.5	\$0.42	\$2,789,640
2 Hart	9,800	553.5	\$0.42	\$2,278,206
3 Mitchell	9,600	553.5	\$0.42	\$2,231,712
4 Oglethorpe	9,259	553.5	\$0.42	\$2,152,440
5 Bacon	8,640	553.5	\$0.42	\$2,008,541
6 Evans	5,000	553.5	\$0.42	\$1,162,350
6 Montgomery	5,000	553.5	\$0.42	\$1,162,350
8 Bulloch	3,200	553.5	\$0.42	\$743,904
8 Gilmer	3,200	553.5	\$0.42	\$743,904
10 Laurens	2,997	553.5	\$0.42	\$696,713

Commodity as % of Livestock



Quail

Farm Gate Value, 2000

Rank	County	No. Animals	Price	Farm Gate Value
32	Appling	3,000	\$2.85	\$8,550
-	Atkinson	0	\$0.00	\$0
-	Bacon	0	\$0.00	\$0
10	Baker	20,000	\$2.85	\$57,000
-	Baldwin	0	\$0.00	\$0
18	Banks	10,000	\$2.85	\$28,500
-	Barrow	0	\$0.00	\$0
-	Bartow	0	\$0.00	\$0
14	Ben Hill	17,500	\$2.85	\$49,875
-	Berrien	0	\$0.00	\$0
-	Bibb	0	\$0.00	\$0
-	Bleckley	0	\$0.00	\$0
-	Brantley	0	\$0.00	\$0
-	Brooks	0	\$0.00	\$0
-	Bryan	0	\$0.00	\$0
15	Bulloch	15,000	\$2.85	\$42,750
3	Burke	125,000	\$2.85	\$356,250
-	Butts	0	\$0.00	\$0
7	Calhoun	40,000	\$2.85	\$114,000
-	Camden	0	\$0.00	\$0
-	Candler	0	\$0.00	\$0
-	Carroll	0	\$0.00	\$0
39	Catoosa	600	\$2.85	\$1,710
41	Charlton	300	\$2.85	\$855
-	Chatham	0	\$0.00	\$0
-	Chattahoochee	0	\$0.00	\$0
-	Chattooga	0	\$0.00	\$0
-	Cherokee	0	\$0.00	\$0
-	Clarke	0	\$0.00	\$0
-	Clay	0	\$0.00	\$0
-	Clayton	0	\$0.00	\$0
-	Clinch	0	\$0.00	\$0
-	Cobb	0	\$0.00	\$0
37	Coffee	1,000	\$2.85	\$2,850
2	Colquitt	250,000	\$2.85	\$712,500
-	Columbia	0	\$0.00	\$0
10	Cook	20,000	\$2.85	\$57,000
-	Coweta	0	\$0.00	\$0
-	Crawford	0	\$0.00	\$0
-	Crisp	0	\$0.00	\$0
-	Dade	0	\$0.00	\$0
-	Dawson	0	\$0.00	\$0
-	De Kalb	0	\$0.00	\$0
32	Decatur	3,000	\$2.85	\$8,550
-	Dodge	0	\$0.00	\$0
-	Dooley	0	\$0.00	\$0
-	Dougherty	0	\$0.00	\$0
-	Douglas	0	\$0.00	\$0
25	Early	6,000	\$2.85	\$17,100
-	Echols	0	\$0.00	\$0
36	Effingham	1,500	\$2.85	\$4,275

Rank	County	No. Animals	Price	Farm Gate Value
-	Elbert	0	\$0.00	\$0
32	Emanuel	3,000	\$2.85	\$8,550
-	Evans	0	\$0.00	\$0
-	Fannin	0	\$0.00	\$0
-	Fayette	0	\$0.00	\$0
5	Floyd	100,000	\$2.85	\$285,000
-	Forsyth	0	\$0.00	\$0
-	Franklin	0	\$0.00	\$0
-	Fulton	0	\$0.00	\$0
-	Gilmer	0	\$0.00	\$0
-	Glascocock	0	\$0.00	\$0
-	Glynn	0	\$0.00	\$0
-	Gordon	0	\$0.00	\$0
6	Grady	90,000	\$2.85	\$256,500
1	Greene	2,000,000	\$2.85	\$5,700,000
-	Gwinnett	0	\$0.00	\$0
-	Habersham	0	\$0.00	\$0
-	Hall	0	\$0.00	\$0
-	Hancock	0	\$0.00	\$0
-	Haralson	0	\$0.00	\$0
18	Harris	10,000	\$2.85	\$28,500
-	Hart	0	\$0.00	\$0
-	Heard	0	\$0.00	\$0
-	Henry	0	\$0.00	\$0
-	Houston	0	\$0.00	\$0
45	Irwin	30	\$2.85	\$86
-	Jackson	0	\$0.00	\$0
-	Jasper	0	\$0.00	\$0
-	Jeff Davis	0	\$0.00	\$0
-	Jefferson	0	\$0.00	\$0
18	Jenkins	10,000	\$2.85	\$28,500
18	Johnson	10,000	\$2.85	\$28,500
-	Jones	0	\$0.00	\$0
28	Lamar	5,000	\$2.85	\$14,250
35	Lanier	2,500	\$2.85	\$7,125
25	Laurens	6,000	\$2.85	\$17,100
-	Lee	0	\$0.00	\$0
-	Liberty	0	\$0.00	\$0
-	Lincoln	0	\$0.00	\$0
-	Long	0	\$0.00	\$0
-	Lowndes	0	\$0.00	\$0
-	Lumpkin	0	\$0.00	\$0
-	Macon	0	\$0.00	\$0
-	Madison	0	\$0.00	\$0
-	Marion	0	\$0.00	\$0
-	McDuffie	0	\$0.00	\$0
-	McIntosh	0	\$0.00	\$0
-	Meriwether	0	\$0.00	\$0
24	Miller	8,000	\$2.85	\$22,800
7	Mitchell	40,000	\$2.85	\$114,000
43	Monroe	200	\$2.85	\$570

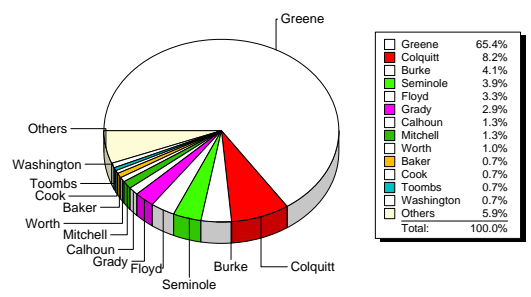
Quail

Farm Gate Value, 2000

Rank	County	No. Animals	Price	Farm Gate Value
18	Montgomery	10,000	\$2.85	\$28,500
-	Morgan	0	\$0.00	\$0
-	Murray	0	\$0.00	\$0
-	Muscogee	0	\$0.00	\$0
-	Newton	0	\$0.00	\$0
42	Oconee	250	\$2.85	\$713
-	Oglethorpe	0	\$0.00	\$0
-	Paulding	0	\$0.00	\$0
40	Peach	400	\$2.85	\$1,140
44	Pickens	100	\$2.85	\$285
-	Pierce	0	\$0.00	\$0
-	Pike	0	\$0.00	\$0
-	Polk	0	\$0.00	\$0
37	Pulaski	1,000	\$2.85	\$2,850
28	Putnam	5,000	\$2.85	\$14,250
-	Quitman	0	\$0.00	\$0
-	Rabun	0	\$0.00	\$0
-	Randolph	0	\$0.00	\$0
-	Richmond	0	\$0.00	\$0
-	Rockdale	0	\$0.00	\$0
-	Schley	0	\$0.00	\$0
-	Screven	0	\$0.00	\$0
4	Seminole	120,000	\$2.85	\$342,000
-	Spalding	0	\$0.00	\$0
-	Stephens	0	\$0.00	\$0
-	Stewart	0	\$0.00	\$0
-	Sumter	0	\$0.00	\$0
-	Talbot	0	\$0.00	\$0
-	Taliaferro	0	\$0.00	\$0
15	Tattnall	15,000	\$2.85	\$42,750
-	Taylor	0	\$0.00	\$0
28	Telfair	5,000	\$2.85	\$14,250
-	Terrell	0	\$0.00	\$0
27	Thomas	5,500	\$2.85	\$15,675
-	Tift	0	\$0.00	\$0
10	Toombs	20,000	\$2.85	\$57,000
-	Towns	0	\$0.00	\$0
-	Treutlen	0	\$0.00	\$0
-	Troup	0	\$0.00	\$0
-	Turner	0	\$0.00	\$0
-	Twiggs	0	\$0.00	\$0
-	Union	0	\$0.00	\$0
-	Upson	0	\$0.00	\$0
-	Walker	0	\$0.00	\$0
-	Walton	0	\$0.00	\$0
-	Ware	0	\$0.00	\$0
-	Warren	0	\$0.00	\$0
10	Washington	20,000	\$2.85	\$57,000
31	Wayne	4,000	\$2.85	\$11,400
18	Webster	10,000	\$2.85	\$28,500
17	Wheeler	13,000	\$2.85	\$37,050

Rank	County	No. Animals	Price	Farm Gate Value
-	White	0	\$0.00	\$0
-	Whitfield	0	\$0.00	\$0
-	Wilcox	0	\$0.00	\$0
-	Wilkes	0	\$0.00	\$0
-	Wilkinson	0	\$0.00	\$0
9	Worth	30,000	\$2.85	\$85,500
2000 Totals		3,056,880		\$8,712,108

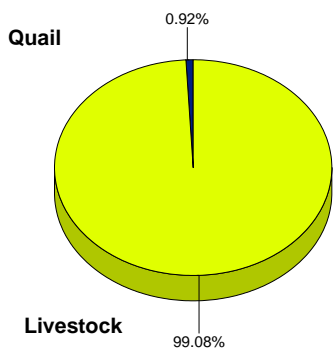
Top Ten Counties as % of Total



Top Ten Counties

County	No. Animals	Price	Farm Gate Value	
1	Greene	2,000,000	\$2.85	\$5,700,000
2	Colquitt	250,000	\$2.85	\$712,500
3	Burke	125,000	\$2.85	\$356,250
4	Seminole	120,000	\$2.85	\$342,000
5	Floyd	100,000	\$2.85	\$285,000
6	Grady	90,000	\$2.85	\$256,500
7	Calhoun	40,000	\$2.85	\$114,000
7	Mitchell	40,000	\$2.85	\$114,000
9	Worth	30,000	\$2.85	\$85,500
10	Baker	20,000	\$2.85	\$57,000
10	Cook	20,000	\$2.85	\$57,000
10	Toombs	20,000	\$2.85	\$57,000
10	Washington	20,000	\$2.85	\$57,000

Commodity as % of Livestock



Sheep

Farm Gate Value, 2000

Rank	County	No. Animals	Prod.	Price	Farm Gate Value
-	Appling	0	0.00	\$0.00	\$0
-	Atkinson	0	0.00	\$0.00	\$0
-	Bacon	0	0.00	\$0.00	\$0
-	Baker	0	0.00	\$0.00	\$0
-	Baldwin	0	0.00	\$0.00	\$0
3	Banks	200	1.25	\$70.00	\$17,500
-	Barrow	0	0.00	\$0.00	\$0
7	Bartow	150	1.25	\$70.00	\$13,125
-	Ben Hill	0	0.00	\$0.00	\$0
45	Berrien	20	1.25	\$70.00	\$1,750
-	Bibb	0	0.00	\$0.00	\$0
-	Bleckley	0	0.00	\$0.00	\$0
-	Brantley	0	0.00	\$0.00	\$0
45	Brooks	20	1.25	\$70.00	\$1,750
-	Bryan	0	0.00	\$0.00	\$0
14	Bulloch	100	1.25	\$70.00	\$8,750
-	Burke	0	0.00	\$0.00	\$0
-	Butts	0	0.00	\$0.00	\$0
-	Calhoun	0	0.00	\$0.00	\$0
-	Camden	0	0.00	\$0.00	\$0
-	Candler	0	0.00	\$0.00	\$0
14	Carroll	100	1.25	\$70.00	\$8,750
45	Catoosa	20	1.25	\$70.00	\$1,750
-	Charlton	0	0.00	\$0.00	\$0
-	Chatham	0	0.00	\$0.00	\$0
-	Chattahoochee	0	0.00	\$0.00	\$0
-	Chattooga	0	0.00	\$0.00	\$0
-	Cherokee	0	0.00	\$0.00	\$0
14	Clarke	100	1.25	\$70.00	\$8,750
-	Clay	0	0.00	\$0.00	\$0
-	Clayton	0	0.00	\$0.00	\$0
-	Clinch	0	0.00	\$0.00	\$0
-	Cobb	0	0.00	\$0.00	\$0
-	Coffee	0	0.00	\$0.00	\$0
41	Colquitt	25	1.25	\$70.00	\$2,188
-	Columbia	0	0.00	\$0.00	\$0
41	Cook	25	1.25	\$70.00	\$2,188
-	Coweta	0	0.00	\$0.00	\$0
-	Crawford	0	0.00	\$0.00	\$0
-	Crisp	0	0.00	\$0.00	\$0
31	Dade	40	1.25	\$70.00	\$3,500
36	Dawson	30	1.25	\$70.00	\$2,625
-	Decatur	0	0.00	\$0.00	\$0
-	DeKalb	0	0.00	\$0.00	\$0
-	Dodge	0	0.00	\$0.00	\$0
-	Dooly	0	0.00	\$0.00	\$0
-	Dougherty	0	0.00	\$0.00	\$0
-	Douglas	0	0.00	\$0.00	\$0
-	Early	0	0.00	\$0.00	\$0
-	Echols	0	0.00	\$0.00	\$0
-	Effingham	0	0.00	\$0.00	\$0

Rank	County	No. Animals	Prod.	Price	Farm Gate Value
31	Elbert	40	1.25	\$70.00	\$3,500
-	Emanuel	0	0.00	\$0.00	\$0
-	Evans	0	0.00	\$0.00	\$0
45	Fannin	20	1.25	\$70.00	\$1,750
26	Fayette	50	1.25	\$70.00	\$4,375
7	Floyd	150	1.25	\$70.00	\$13,125
-	Forsyth	0	0.00	\$0.00	\$0
21	Franklin	75	1.25	\$70.00	\$6,563
-	Fulton	0	0.00	\$0.00	\$0
-	Gilmer	0	0.00	\$0.00	\$0
-	Glascocock	0	0.00	\$0.00	\$0
-	Glynn	0	0.00	\$0.00	\$0
12	Gordon	120	1.25	\$70.00	\$10,500
26	Grady	50	1.25	\$70.00	\$4,375
-	Greene	0	0.00	\$0.00	\$0
-	Gwinnett	0	0.00	\$0.00	\$0
-	Habersham	0	0.00	\$0.00	\$0
31	Hall	40	1.25	\$70.00	\$3,500
14	Hancock	100	1.25	\$70.00	\$8,750
-	Haralson	0	0.00	\$0.00	\$0
13	Harris	115	1.25	\$70.00	\$10,063
-	Hart	0	0.00	\$0.00	\$0
53	Heard	10	1.25	\$70.00	\$875
31	Henry	40	1.25	\$70.00	\$3,500
-	Houston	0	0.00	\$0.00	\$0
-	Irwin	0	0.00	\$0.00	\$0
-	Jackson	0	0.00	\$0.00	\$0
-	Jasper	0	0.00	\$0.00	\$0
-	Jeff Davis	0	0.00	\$0.00	\$0
-	Jefferson	0	0.00	\$0.00	\$0
-	Jenkins	0	0.00	\$0.00	\$0
23	Johnson	60	1.25	\$70.00	\$5,250
-	Jones	0	0.00	\$0.00	\$0
7	Lamar	150	1.25	\$70.00	\$13,125
-	Lanier	0	0.00	\$0.00	\$0
26	Laurens	50	1.25	\$70.00	\$4,375
-	Lee	0	0.00	\$0.00	\$0
-	Liberty	0	0.00	\$0.00	\$0
36	Lincoln	30	1.25	\$70.00	\$2,625
-	Long	0	0.00	\$0.00	\$0
-	Lowndes	0	0.00	\$0.00	\$0
45	Lumpkin	20	1.25	\$70.00	\$1,750
-	Macon	0	0.00	\$0.00	\$0
-	Madison	0	0.00	\$0.00	\$0
-	Marion	0	0.00	\$0.00	\$0
3	McDuffie	200	1.25	\$70.00	\$17,500
-	McIntosh	0	0.00	\$0.00	\$0
36	Meriwether	30	1.25	\$70.00	\$2,625
-	Miller	0	0.00	\$0.00	\$0
52	Mitchell	15	1.25	\$70.00	\$1,313
-	Monroe	0	0.00	\$0.00	\$0

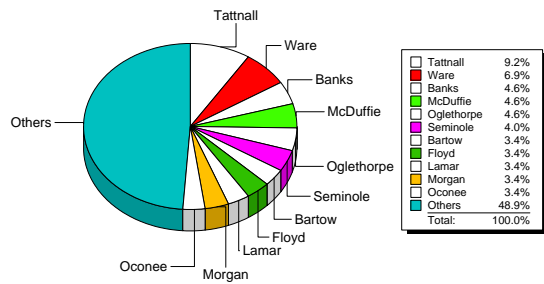
Sheep

Farm Gate Value, 2000

Rank	County	No. Animals	Prod.	Price	Farm Gate Value
-	Montgomery	0	0.00	\$0.00	\$0
7	Morgan	150	1.25	\$70.00	\$13,125
-	Murray	0	0.00	\$0.00	\$0
-	Muscogee	0	0.00	\$0.00	\$0
14	Newton	100	1.25	\$70.00	\$8,750
7	Oconee	125	1.50	\$70.00	\$13,125
3	Oglethorpe	200	1.25	\$70.00	\$17,500
-	Paulding	0	0.00	\$0.00	\$0
-	Peach	0	0.00	\$0.00	\$0
41	Pickens	25	1.25	\$70.00	\$2,188
-	Pierce	0	0.00	\$0.00	\$0
14	Pike	100	1.25	\$70.00	\$8,750
-	Polk	0	0.00	\$0.00	\$0
-	Pulaski	0	0.00	\$0.00	\$0
-	Putnam	0	0.00	\$0.00	\$0
-	Quitman	0	0.00	\$0.00	\$0
14	Rabun	100	1.25	\$70.00	\$8,750
-	Randolph	0	0.00	\$0.00	\$0
-	Richmond	0	0.00	\$0.00	\$0
25	Rockdale	55	1.25	\$70.00	\$4,813
-	Schley	0	0.00	\$0.00	\$0
22	Screven	70	1.25	\$70.00	\$6,125
6	Seminole	176	1.25	\$70.00	\$15,400
-	Spalding	0	0.00	\$0.00	\$0
-	Stephens	0	0.00	\$0.00	\$0
-	Stewart	0	0.00	\$0.00	\$0
-	Sumter	0	0.00	\$0.00	\$0
-	Talbot	0	0.00	\$0.00	\$0
-	Taliaferro	0	0.00	\$0.00	\$0
1	Tattnall	400	1.25	\$70.00	\$35,000
-	Taylor	0	0.00	\$0.00	\$0
26	Telfair	50	1.25	\$70.00	\$4,375
45	Terrell	20	1.25	\$70.00	\$1,750
-	Thomas	0	0.00	\$0.00	\$0
26	Tift	50	1.25	\$70.00	\$4,375
-	Toombs	0	0.00	\$0.00	\$0
36	Towns	30	1.25	\$70.00	\$2,625
-	Treutlen	0	0.00	\$0.00	\$0
-	Troup	0	0.00	\$0.00	\$0
41	Turner	25	1.25	\$70.00	\$2,188
-	Twiggs	0	0.00	\$0.00	\$0
31	Union	40	1.25	\$70.00	\$3,500
23	Upson	60	1.25	\$70.00	\$5,250
36	Walker	30	1.25	\$70.00	\$2,625
-	Walton	0	0.00	\$0.00	\$0
2	Ware	300	1.25	\$70.00	\$26,250
-	Warren	0	0.00	\$0.00	\$0
-	Washington	0	0.00	\$0.00	\$0
-	Wayne	0	0.00	\$0.00	\$0
-	Webster	0	0.00	\$0.00	\$0
-	Wheeler	0	0.00	\$0.00	\$0

Rank	County	No. Animals	Prod.	Price	Farm Gate Value
45	White	20	1.25	\$70.00	\$1,750
-	Whitfield	0	0.00	\$0.00	\$0
-	Wilcox	0	0.00	\$0.00	\$0
53	Wilkes	10	1.25	\$70.00	\$875
-	Wilkinson	0	0.00	\$0.00	\$0
-	Worth	0	0.00	\$0.00	\$0
2000 Totals		4,331			\$381,150

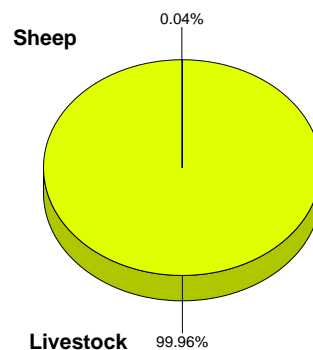
Top Ten Counties as % of Total



Top Ten Counties

Sheep		No. Animals	Prod.	Price	Farm Gate Value
1	Tattnall	400	1.25	\$70.00	\$35,000
2	Ware	300	1.25	\$70.00	\$26,250
3	Banks	200	1.25	\$70.00	\$17,500
3	McDuffie	200	1.25	\$70.00	\$17,500
3	Oglethorpe	200	1.25	\$70.00	\$17,500
6	Seminole	176	1.25	\$70.00	\$15,400
7	Bartow	150	1.25	\$70.00	\$13,125
7	Floyd	150	1.25	\$70.00	\$13,125
7	Lamar	150	1.25	\$70.00	\$13,125
7	Morgan	150	1.25	\$70.00	\$13,125
7	Oconee	125	1.50	\$70.00	\$13,125

Commodity as % of Livestock



Miscellaneous Livestock

Farm Gate Value, 2000

County	Farm Gate Value	County	Farm Gate Value
Appling	\$800,000	Elbert	\$0
Atkinson	\$390,000	Emanuel	\$13,500
Bacon	\$0	Evans	\$0
Baker	\$510,000	Fannin	\$217,500
Baldwin	\$0	Fayette	\$10,000
Banks	\$0	Floyd	\$0
Barrow	\$10,000	Forsyth	\$0
Bartow	\$0	Franklin	\$0
Ben Hill	\$30,000	Fulton	\$0
Berrien	\$71,048	Gilmer	\$12,000
Bibb	\$0	Glascock	\$0
Bleckley	\$0	Glynn	\$0
Brantley	\$0	Gordon	\$0
Brooks	\$0	Grady	\$0
Bryan	\$0	Greene	\$0
Bulloch	\$300,000	Gwinnett	\$0
Burke	\$0	Habersham	\$5,025
Butts	\$0	Hall	\$5,200
Calhoun	\$0	Hancock	\$0
Camden	\$0	Haralson	\$5,000
Candler	\$0	Harris	\$0
Carroll	\$0	Hart	\$0
Catoosa	\$0	Heard	\$0
Charlton	\$3,270,000	Henry	\$0
Chatham	\$0	Houston	\$0
Chattahoochee	\$0	Irwin	\$0
Chattooga	\$0	Jackson	\$0
Cherokee	\$0	Jasper	\$0
Clarke	\$0	Jeff Davis	\$0
Clay	\$0	Jefferson	\$0
Clayton	\$8,000	Jenkins	\$1,150,000
Clinch	\$8,466,250	Johnson	\$0
Cobb	\$0	Jones	\$0
Coffee	\$0	Lamar	\$0
Colquitt	\$1,112,640	Lanier	\$540,625
Columbia	\$900,000	Laurens	\$15,000
Cook	\$0	Lee	\$2,100,000
Coweta	\$0	Liberty	\$0
Crawford	\$123,000	Lincoln	\$0
Crisp	\$0	Long	\$0
Dade	\$0	Lowndes	\$0
Dawson	\$0	Lumpkin	\$0
Decatur	\$456,000	Macon	\$0
DeKalb	\$0	Madison	\$6,125
Dodge	\$0	Marion	\$0
Dooly	\$0	McDuffie	\$0
Dougherty	\$1,200,000	McIntosh	\$0
Douglas	\$100,000	Meriwether	\$3,160,000
Early	\$50,000	Miller	\$0
Echols	\$0	Mitchell	\$775,000
Effingham	\$0	Monroe	\$0

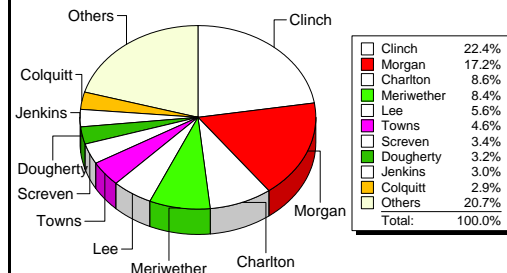
Miscellaneous Livestock

Farm Gate Value, 2000

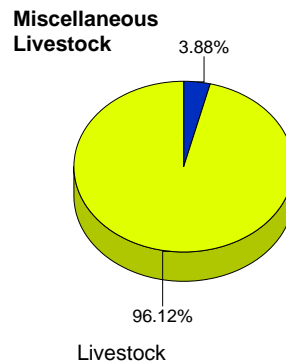
County	Farm Gate Value
Montgomery	\$0
Morgan	\$6,500,000
Murray	\$0
Muscogee	\$0
Newton	\$397,720
Oconee	\$112,500
Oglethorpe	\$0
Paulding	\$0
Peach	\$0
Pickens	\$0
Pierce	\$0
Pike	\$30,000
Polk	\$0
Pulaski	\$150,000
Putnam	\$0
Quitman	\$0
Rabun	\$0
Randolph	\$0
Richmond	\$28,000
Rockdale	\$0
Schley	\$0
Screven	\$1,275,000
Seminole	\$0
Spalding	\$0
Stephens	\$0
Stewart	\$0
Sumter	\$0
Talbot	\$0
Taliaferro	\$0
Tattnall	\$409,000
Taylor	\$35,000
Telfair	\$0
Terrell	\$0
Thomas	\$0
Tift	\$0
Toombs	\$0
Towns	\$1,750,000
Treutlen	\$0
Troup	\$0
Turner	\$0
Twiggs	\$0
Union	\$320,000
Upson	\$68,200
Walker	\$13,500
Walton	\$145,000
Ware	\$100,000
Warren	\$33,000
Washington	\$122,000
Wayne	\$0
Webster	\$0
Wheeler	\$502,750

County	Farm Gate Value
White	\$0
Whitfield	\$0
Wilcox	\$0
Wilkes	\$0
Wilkinson	\$0
Worth	\$0
2000 Totals	\$37,803,583

Top Ten Counties as % of Total



Commodity as % of Category



Feeder Pig Farmgate Value, 1999

Rank	County	# Head	Prod.	Price	Value	Rank	County	# Head	Prod.	Price	Value
----	APPLING	0	750	0.55	\$0	----	FAYETTE	0	750	0.55	\$0
----	ATKINSON	0	750	0.55	\$0	2	FLOYD	3500	750	0.55	\$1,443,750
10	BACON	1600	750	0.55	\$660,000	----	FORSYTH	0	750	0.55	\$0
----	BAKER	0	750	0.55	\$0	----	FRANKLIN	0	750	0.55	\$0
----	BALDWIN	0	750	0.55	\$0	----	FULTON	0	750	0.55	\$0
----	BANKS	0	750	0.55	\$0	22	GILMER	250	750	0.55	\$103,125
----	BARROW	0	750	0.55	\$0	----	GLASCOCK	0	750	0.55	\$0
----	BARTOW	0	750	0.55	\$0	----	GLYNN	0	750	0.55	\$0
----	BEN HILL	0	750	0.55	\$0	----	GORDON	0	750	0.55	\$0
17	BERRIEN	336	750	0.55	\$138,600	32	GRADY	50	750	0.55	\$20,625
----	BIBB	0	750	0.55	\$0	----	GREENE	0	750	0.55	\$0
----	BLECKLEY	0	750	0.55	\$0	----	GWINNETT	0	750	0.55	\$0
----	BRANTLEY	0	750	0.55	\$0	7	HABERSHAM	1800	750	0.55	\$742,500
12	BROOKS	900	750	0.55	\$371,250	----	HALL	0	750	0.55	\$0
----	BRYAN	0	750	0.55	\$0	----	HANCOCK	0	750	0.55	\$0
7	BULLOCH	1800	750	0.55	\$742,500	----	HARALSON	0	750	0.55	\$0
----	BURKE	0	750	0.55	\$0	----	HARRIS	0	750	0.55	\$0
----	BUTTS	0	750	0.55	\$0	----	HART	0	750	0.55	\$0
16	CALHOUN	475	750	0.55	\$195,938	----	HEARD	0	750	0.55	\$0
----	CAMDEN	0	750	0.55	\$0	----	HENRY	0	750	0.55	\$0
1	CANDLER	12000	750	0.55	\$4,950,000	----	HOUSTON	0	750	0.55	\$0
----	CARROLL	0	750	0.55	\$0	----	IRWIN	0	750	0.55	\$0
----	CATOOSA	0	750	0.55	\$0	----	JACKSON	0	750	0.55	\$0
32	CHARLTON	50	750	0.55	\$20,625	----	JASPER	0	750	0.55	\$0
----	CHATHAM	0	750	0.55	\$0	----	JEFF DAVIS	0	750	0.55	\$0
----	CHATTAHOOCHEE	0	750	0.55	\$0	13	JEFFERSON	800	750	0.55	\$330,000
----	CHATTOOGA	0	750	0.55	\$0	----	JENKINS	0	750	0.55	\$0
----	CHEROKEE	0	750	0.55	\$0	41	JOHNSON	10	750	0.55	\$4,125
----	CLARKE	0	750	0.55	\$0	----	JONES	0	750	0.55	\$0
----	CLAY	0	750	0.55	\$0	----	LAMAR	0	750	0.55	\$0
----	CLAYTON	0	750	0.55	\$0	----	LANIER	0	750	0.55	\$0
----	CLINCH	0	750	0.55	\$0	----	LAURENS	0	750	0.55	\$0
----	COBB	0	750	0.55	\$0	----	LEE	0	750	0.55	\$0
29	COFFEE	125	750	0.55	\$51,563	----	LIBERTY	0	750	0.55	\$0
22	COLQUITT	250	750	0.55	\$103,125	----	LINCOLN	0	750	0.55	\$0
----	COLUMBIA	0	750	0.55	\$0	----	LONG	0	750	0.55	\$0
----	COOK	0	750	0.55	\$0	----	LOWNDES	0	750	0.55	\$0
----	COWETA	0	750	0.55	\$0	----	LUMPKIN	0	750	0.55	\$0
----	CRAWFORD	0	750	0.55	\$0	----	MACON	0	750	0.55	\$0
18	CRISP	300	750	0.55	\$123,750	3	MADISON	2500	750	0.55	\$1,031,250
----	DADE	0	750	0.55	\$0	32	MARION	50	750	0.55	\$20,625
----	DAWSON	0	750	0.55	\$0	----	MCDUFFIE	0	750	0.55	\$0
----	DECATUR	0	750	0.55	\$0	----	MCINTOSH	0	750	0.55	\$0
----	DEKALB	0	750	0.55	\$0	----	MERIWETHER	0	750	0.55	\$0
18	DODGE	300	750	0.55	\$123,750	25	MILLER	200	750	0.55	\$82,500
30	DOOLY	100	750	0.55	\$41,250	5	MITCHELL	2000	750	0.55	\$825,000
----	DOUGHERTY	0	750	0.55	\$0	----	MONROE	0	750	0.55	\$0
----	DOUGLAS	0	750	0.55	\$0	31	MONTGOMERY	1000	50	0.55	\$27,500
----	EARLY	0	750	0.55	\$0	----	MORGAN	0	750	0.55	\$0
----	ECHOLS	0	750	0.55	\$0	----	MURRAY	0	750	0.55	\$0
22	EFFINGHAM	250	750	0.55	\$103,125	----	MUSCOGEE	0	750	0.55	\$0
----	ELBERT	0	750	0.55	\$0	11	NEWTON	1200	750	0.55	\$495,000
32	EMANUEL	50	750	0.55	\$20,625	----	OCONEE	0	750	0.55	\$0
----	EVANS	0	750	0.55	\$0	4	OGLETHORPE	2300	750	0.55	\$948,750
----	FANNIN	0	750	0.55	\$0	----	PAULDING	0	750	0.55	\$0

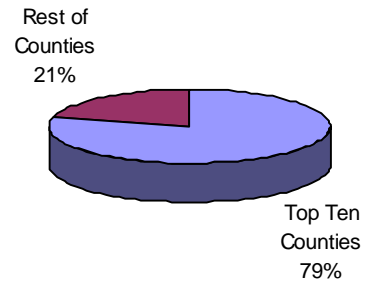
Feeder Pig Farmgate Value, 1999

Rank	County	# Head	Prod.	Price	Value
----	PEACH	0	750	0.55	\$0
14	PICKENS	733	750	0.55	\$302,363
----	PIERCE	0	750	0.55	\$0
----	PIKE	0	750	0.55	\$0
----	POLK	0	750	0.55	\$0
----	PULASKI	0	750	0.55	\$0
----	PUTNAM	0	750	0.55	\$0
----	QUITMAN	0	750	0.55	\$0
----	RABUN	0	750	0.55	\$0
25	RANDOLPH	200	750	0.55	\$82,500
25	RICHMOND	200	750	0.55	\$82,500
----	ROCKDALE	0	750	0.55	\$0
----	SCHLEY	0	750	0.55	\$0
----	SCREVEN	0	750	0.55	\$0
36	SEMINOLE	40	750	0.55	\$16,500
----	SPALDING	0	750	0.55	\$0
----	STEPHENS	0	750	0.55	\$0
----	STEWART	0	750	0.55	\$0
5	SUMTER	2000	750	0.55	\$825,000
----	TALBOT	0	750	0.55	\$0
----	TATTNALL	0	750	0.55	\$0
----	TAYLOR	0	750	0.55	\$0
----	TELFAIR	0	750	0.55	\$0
----	TERRELL	0	750	0.55	\$0
----	THOMAS	0	750	0.55	\$0
18	TIFT	300	750	0.55	\$123,750
----	TOOMBS	0	750	0.55	\$0
----	TOWNS	0	750	0.55	\$0
38	TREUTLEN	20	750	0.55	\$8,250
----	TROUP	0	750	0.55	\$0
----	TURNER	0	750	0.55	\$0
----	TWIGGS	0	750	0.55	\$0
----	UNION	0	750	0.55	\$0
----	UPSON	0	750	0.55	\$0
----	WALKER	0	750	0.55	\$0
----	WALTON	0	750	0.55	\$0
----	WARE	0	750	0.55	\$0
15	WARREN	600	750	0.55	\$247,500
38	WASHINGTON	20	750	0.55	\$8,250
----	WAYNE	0	750	0.55	\$0
----	WEBSTER	0	750	0.55	\$0
37	WHEELER	35	750	0.55	\$14,438
7	WHITE	3000	450	0.55	\$742,500
----	WHITFIELD	0	750	0.55	\$0
18	WILCOX	300	750	0.55	\$123,750
----	WILKES	0	750	0.55	\$0
38	WILKINSON	20	750	0.55	\$8,250
28	WORTH	180	750	0.55	\$74,250
Pork-Feeder Totals		41,844			\$16,380,650

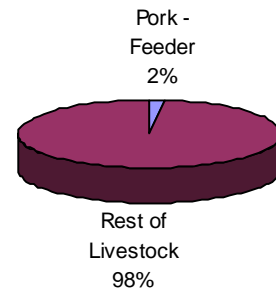
1998 GA All Pork Total	\$72,498,014
1997 GA All Pork Total	\$183,559,624
1996 GA All Pork Total	\$196,632,226

Rank	County	# Head	Prod.	Price	Value
1	CANDLER	12000	750	0.55	\$4,950,000
2	FLOYD	3500	750	0.55	\$1,443,750
3	MADISON	2500	750	0.55	\$1,031,250
4	OGLETHORPE	2300	750	0.55	\$948,750
5	SUMTER	2000	750	0.55	\$825,000
5	MITCHELL	2000	750	0.55	\$825,000
7	WHITE	3000	450	0.55	\$742,500
7	BULLOCH	1800	750	0.55	\$742,500
7	HABERSHAM	1800	750	0.55	\$742,500
10	BACON	1600	750	0.55	\$660,000

Top Ten Counties as % of Pork - Feeder



Pork - Feeder as % of Livestock



Pork (Farrow to Finish) Farmgate Value, 1999

Rank	County	# Head	Prod.	Price	Value	Rank	County	# Head	Prod.	Price	Value
40	APPLING	300	3675	0.31	\$341,775	----	FAYETTE	0	3675	0.31	\$0
38	ATKINSON	375	3675	0.31	\$427,219	----	FLOYD	0	3675	0.31	\$0
50	BACON	200	3675	0.31	\$227,850	----	FORSYTH	0	3675	0.31	\$0
50	BAKER	200	3675	0.31	\$227,850	----	FRANKLIN	0	3675	0.31	\$0
77	BALDWIN	250	510	0.31	\$39,525	----	FULTON	0	3675	0.31	\$0
19	BANKS	700	3675	0.31	\$797,475	----	GILMER	0	3675	0.31	\$0
----	BARROW	0	3675	0.31	\$0	40	GLASCOCK	300	3675	0.31	\$341,775
----	BARTOW	0	3675	0.31	\$0	----	GLYNN	0	3675	0.31	\$0
58	BEN HILL	135	3675	0.31	\$153,799	3	GORDON	3600	3675	0.31	\$4,101,300
26	BERRIEN	500	3675	0.31	\$569,625	23	GRADY	615	3675	0.31	\$700,639
----	BIBB	0	3675	0.31	\$0	----	GREENE	0	3675	0.31	\$0
----	BLECKLEY	0	3675	0.31	\$0	----	GWINNETT	0	3675	0.31	\$0
61	BRANTLEY	100	3675	0.31	\$113,925	----	HABERSHAM	0	3675	0.31	\$0
40	BROOKS	300	3675	0.31	\$341,775	16	HALL	800	3675	0.31	\$911,400
----	BRYAN	0	3675	0.31	\$0	----	HANCOCK	0	3675	0.31	\$0
24	BULLOCH	600	3675	0.31	\$683,550	----	HARALSON	0	3675	0.31	\$0
11	BURKE	1200	3675	0.31	\$1,367,100	----	HARRIS	0	3675	0.31	\$0
----	BUTTS	0	3675	0.31	\$0	----	HART	0	3675	0.31	\$0
78	CALHOUN	30	3675	0.31	\$34,178	----	HEARD	0	3675	0.31	\$0
----	CAMDEN	0	3675	0.31	\$0	----	HENRY	0	3675	0.31	\$0
8	CANDLER	1500	3675	0.31	\$1,708,875	----	HOUSTON	0	3675	0.31	\$0
----	CARROLL	0	3675	0.31	\$0	72	IRWIN	50	3675	0.31	\$56,963
----	CATOOSA	0	3675	0.31	\$0	----	JACKSON	0	3675	0.31	\$0
72	CHARLTON	50	3675	0.31	\$56,963	----	JASPER	0	3675	0.31	\$0
----	CHATHAM	0	3675	0.31	\$0	26	JEFF DAVIS	500	3675	0.31	\$569,625
----	CHATTAHOOCHEE	0	3675	0.31	\$0	61	JEFFERSON	100	3675	0.31	\$113,925
----	CHATTOOGA	0	3675	0.31	\$0	55	JENKINS	150	3675	0.31	\$170,888
----	CHEROKEE	0	3675	0.31	\$0	40	JOHNSON	300	3675	0.31	\$341,775
----	CLARKE	0	3675	0.31	\$0	----	JONES	0	3675	0.31	\$0
8	CLAY	1500	3675	0.31	\$1,708,875	16	LAMAR	800	3675	0.31	\$911,400
----	CLAYTON	0	3675	0.31	\$0	49	LANIER	210	3675	0.31	\$239,243
----	CLINCH	0	3675	0.31	\$0	18	LAURENS	750	3675	0.31	\$854,438
----	COBB	0	3675	0.31	\$0	----	LEE	0	3675	0.31	\$0
12	COFFEE	1000	3675	0.31	\$1,139,250	----	LIBERTY	0	3675	0.31	\$0
22	COLQUITT	650	3675	0.31	\$740,513	----	LINCOLN	0	3675	0.31	\$0
----	COLUMBIA	0	3675	0.31	\$0	70	LONG	80	3675	0.31	\$91,140
12	COOK	1000	3675	0.31	\$1,139,250	61	LOWNDES	100	3675	0.31	\$113,925
----	COWETA	0	3675	0.31	\$0	54	LUMPKIN	175	3675	0.31	\$199,369
82	CRAWFORD	10	3675	0.31	\$11,393	80	MACON	25	3675	0.31	\$28,481
5	CRISP	2000	3675	0.31	\$2,278,500	----	MADISON	0	3675	0.31	\$0
----	DADE	0	3675	0.31	\$0	55	MARION	150	3675	0.31	\$170,888
40	DAWSON	300	3675	0.31	\$341,775	26	MCDUFFIE	500	3675	0.31	\$569,625
60	DECATUR	133	3675	0.31	\$151,520	78	MCINTOSH	30	3675	0.31	\$34,178
----	DEKALB	0	3675	0.31	\$0	50	MERIWETHER	200	3675	0.31	\$227,850
55	DODGE	150	3675	0.31	\$170,888	26	MILLER	500	3675	0.31	\$569,625
36	DOOLY	400	3675	0.31	\$455,700	----	MITCHELL	0	3675	0.31	\$0
----	DOUGHERTY	0	3675	0.31	\$0	----	MONROE	0	3675	0.31	\$0
----	DOUGLAS	0	3675	0.31	\$0	61	MONTGOMERY	100	3675	0.31	\$113,925
61	EARLY	100	3675	0.31	\$113,925	----	MORGAN	0	3675	0.31	\$0
----	ECHOLS	0	3675	0.31	\$0	----	MURRAY	0	3675	0.31	\$0
12	EFFINGHAM	1000	3675	0.31	\$1,139,250	----	MUSCOGEE	0	3675	0.31	\$0
----	ELBERT	0	3675	0.31	\$0	71	NEWTON	70	3675	0.31	\$79,748
61	EMANUEL	100	3675	0.31	\$113,925	----	OCONEE	0	3675	0.31	\$0
----	EVANS	0	3675	0.31	\$0	2	OGLETHORPE	4180	3675	0.31	\$4,762,065
----	FANNIN	0	3675	0.31	\$0	----	PAULDING	0	3675	0.31	\$0

Pork (Farrow to Finish) Farmgate Value, 1999

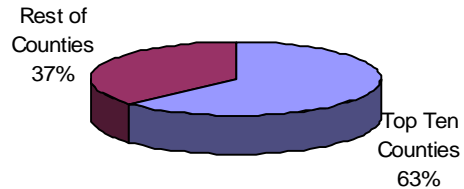
Rank	County	# Head	Prod.	Price	Value
61	PEACH	100	3675	0.31	\$113,925
----	PICKENS	0	3675	0.31	\$0
26	PIERCE	500	3675	0.31	\$569,625
----	PIKE	0	3675	0.31	\$0
----	POLK	0	3675	0.31	\$0
36	PULASKI	400	3675	0.31	\$455,700
81	PUTNAM	20	3675	0.31	\$22,785
----	QUITMAN	0	3675	0.31	\$0
----	RABUN	0	3675	0.31	\$0
61	RANDOLPH	100	3675	0.31	\$113,925
----	RICHMOND	0	3675	0.31	\$0
----	ROCKDALE	0	3675	0.31	\$0
35	SCHLEY	425	3675	0.31	\$484,181
46	SCREVEN	250	3675	0.31	\$284,813
26	SEMINOLE	500	3675	0.31	\$569,625
----	SPALDING	0	3675	0.31	\$0
----	STEPHENS	0	3675	0.31	\$0
12	STEWART	1000	3675	0.31	\$1,139,250
8	SUMTER	1500	3675	0.31	\$1,708,875
----	TALBOT	0	3675	0.31	\$0
7	TATTNALL	1800	3675	0.31	\$2,050,650
19	TAYLOR	700	3675	0.31	\$797,475
46	TELFAIR	250	3675	0.31	\$284,813
72	TERRELL	50	3675	0.31	\$56,963
1	THOMAS	21000	3675	0.31	\$23,924,250
46	TIFT	250	3675	0.31	\$284,813
5	TOOMBS	2000	3675	0.31	\$2,278,500
34	TOWNS	450	3675	0.31	\$512,663
40	TREUTLEN	300	3675	0.31	\$341,775
----	TROUP	0	3675	0.31	\$0
----	TURNER	0	3675	0.31	\$0
39	TWIGGS	350	3675	0.31	\$398,738
----	UNION	0	3675	0.31	\$0
----	UPSON	0	3675	0.31	\$0
50	WALKER	200	3675	0.31	\$227,850
----	WALTON	0	3675	0.31	\$0
26	WARE	500	3675	0.31	\$569,625
19	WARREN	700	3675	0.31	\$797,475
75	WASHINGTON	40	3675	0.31	\$45,570
69	WAYNE	90	3675	0.31	\$102,533
26	WEBSTER	500	3675	0.31	\$569,625
58	WHEELER	135	3675	0.31	\$153,799
----	WHITE	0	3675	0.31	\$0
----	WHITFIELD	0	3675	0.31	\$0
24	WILCOX	600	3675	0.31	\$683,550
4	WILKES	2900	3675	0.31	\$3,303,825
75	WILKINSON	40	3675	0.31	\$45,570
----	WORTH	0	3675	0.31	\$0
Pork (F to F) Totals		66,718			\$75,763,194

1998 GA All Pork Total	\$72,498,014
1997 GA All Pork Total	\$183,559,624
1996 GA All Pork Total	\$196,632,226

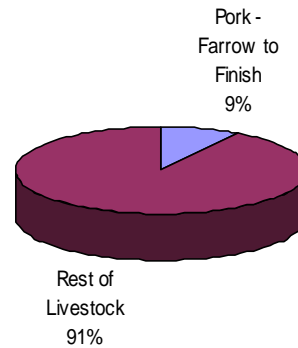
Top Ten Counties, Pork Farrow to Finish Value

Rank	County	# Head	Prod.	Price	Value
1	THOMAS	21000	3675	0.31	\$23,924,250
2	OGLETHORPE	4180	3675	0.31	\$4,762,065
3	GORDON	3600	3675	0.31	\$4,101,300
4	WILKES	2900	3675	0.31	\$3,303,825
5	CRISP	2000	3675	0.31	\$2,278,500
5	TOOMBS	2000	3675	0.31	\$2,278,500
7	TATTNALL	1800	3675	0.31	\$2,050,650
8	SUMTER	1500	3675	0.31	\$1,708,875
8	CANDLER	1500	3675	0.31	\$1,708,875
8	CLAY	1500	3675	0.31	\$1,708,875

Top Ten Counties as % of Farrow to Finish Pork



Pork - Farrow to Finish as % of Livestock



Pork (Finishing) Farmgate Value, 1999

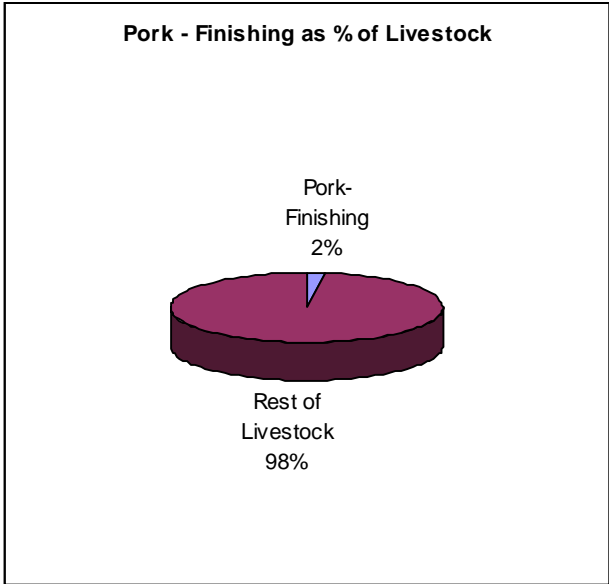
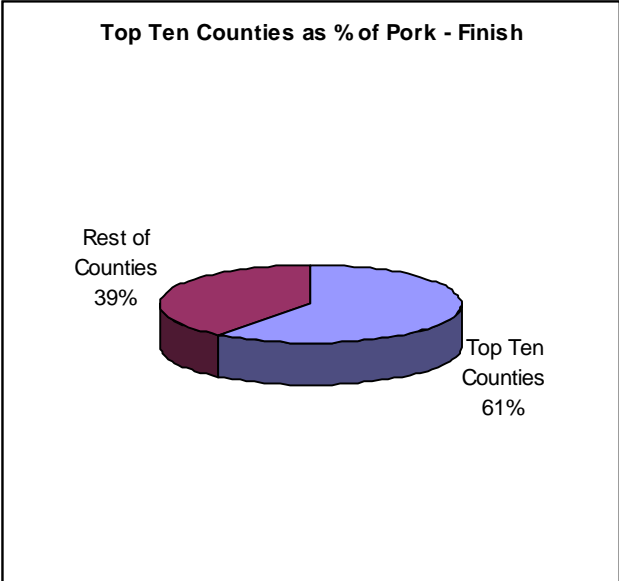
Rank	County	Houses	Cap.	Prod.	Price	Value	Rank	County	Houses	Cap.	Prod.	Price	Value
34	APPLING	3	150	553.5	0.31	\$77,213	----	FAYETTE	0	0	553.5	0.31	\$0
----	ATKINSON	0	0	553.5	0.31	\$0	----	FLOYD	0	0	553.5	0.31	\$0
----	BACON	0	0	553.5	0.31	\$0	----	FORSYTH	0	0	553.5	0.31	\$0
17	BAKER	3	700	553.5	0.31	\$360,329	----	FRANKLIN	0	0	553.5	0.31	\$0
----	BALDWIN	0	0	553.5	0.31	\$0	----	FULTON	0	0	553.5	0.31	\$0
5	BANKS	2	3000	553.5	0.31	\$1,029,510	13	GILMER	4	800	553.5	0.31	\$549,072
25	BARROW	2	500	553.5	0.31	\$171,585	----	GLASCOCK	0	0	553.5	0.31	\$0
11	BARTOW	6	642	553.5	0.31	\$660,945	----	GLYNN	0	0	553.5	0.31	\$0
----	BEN HILL	0	0	553.5	0.31	\$0	----	GORDON	0	0	553.5	0.31	\$0
18	BERRIEN	5	400	553.5	0.31	\$343,170	16	GRADY	2	1400	553.5	0.31	\$480,438
----	BIBB	0	0	553.5	0.31	\$0	----	GREENE	0	0	553.5	0.31	\$0
18	BLECKLEY	2	1000	553.5	0.31	\$343,170	----	GWINNETT	0	0	553.5	0.31	\$0
----	BRANTLEY	0	0	553.5	0.31	\$0	----	HABERSHAM	0	0	553.5	0.31	\$0
10	BROOKS	4	1000	553.5	0.31	\$686,340	----	HALL	0	0	553.5	0.31	\$0
----	BRYAN	0	0	553.5	0.31	\$0	----	HANCOCK	0	0	553.5	0.31	\$0
13	BULLOCH	4	800	553.5	0.31	\$549,072	----	HARALSON	0	0	553.5	0.31	\$0
----	BURKE	0	0	553.5	0.31	\$0	----	HARRIS	0	0	553.5	0.31	\$0
----	BUTTS	0	0	553.5	0.31	\$0	12	HART	5	700	553.5	0.31	\$600,548
29	CALHOUN	2	480	553.5	0.31	\$164,722	----	HEARD	0	0	553.5	0.31	\$0
----	CAMDEN	0	0	553.5	0.31	\$0	----	HENRY	0	0	553.5	0.31	\$0
----	CANDLER	0	0	553.5	0.31	\$0	----	HOUSTON	0	0	553.5	0.31	\$0
----	CARROLL	0	0	553.5	0.31	\$0	30	IRWIN	1	700	553.5	0.31	\$120,110
----	CATOOSA	0	0	553.5	0.31	\$0	31	JACKSON	2	300	553.5	0.31	\$102,951
----	CHARLTON	0	0	553.5	0.31	\$0	----	JASPER	0	0	553.5	0.31	\$0
----	CHATHAM	0	0	553.5	0.31	\$0	8	JEFF DAVIS	12	400	553.5	0.31	\$823,608
----	CHATTAHOOCHEE	0	0	553.5	0.31	\$0	----	JEFFERSON	0	0	553.5	0.31	\$0
----	CHATTOOGA	0	0	553.5	0.31	\$0	18	JENKINS	2	1000	553.5	0.31	\$343,170
----	CHEROKEE	0	0	553.5	0.31	\$0	----	JOHNSON	0	0	553.5	0.31	\$0
23	CLARKE	2	650	553.5	0.31	\$223,061	----	JONES	0	0	553.5	0.31	\$0
----	CLAY	0	0	553.5	0.31	\$0	----	LAMAR	0	0	553.5	0.31	\$0
----	CLAYTON	0	0	553.5	0.31	\$0	----	LANIER	0	0	553.5	0.31	\$0
----	CLINCH	0	0	553.5	0.31	\$0	15	LAURENS	9	333	553.5	0.31	\$514,240
----	COBB	0	0	553.5	0.31	\$0	----	LEE	0	0	553.5	0.31	\$0
24	COFFEE	5	250	553.5	0.31	\$214,481	----	LIBERTY	0	0	553.5	0.31	\$0
22	COLQUITT	5	275	553.5	0.31	\$235,929	----	LINCOLN	0	0	553.5	0.31	\$0
----	COLUMBIA	0	0	553.5	0.31	\$0	----	LONG	0	0	553.5	0.31	\$0
----	COOK	0	0	553.5	0.31	\$0	----	LOWNDES	0	0	553.5	0.31	\$0
----	COWETA	0	0	553.5	0.31	\$0	----	LUMPKIN	0	0	553.5	0.31	\$0
----	CRAWFORD	0	0	553.5	0.31	\$0	----	MACON	0	0	553.5	0.31	\$0
----	CRISP	0	0	553.5	0.31	\$0	----	MADISON	0	0	553.5	0.31	\$0
----	DADE	0	0	553.5	0.31	\$0	----	MARION	0	0	553.5	0.31	\$0
----	DAWSON	0	0	553.5	0.31	\$0	----	MCDUFFIE	0	0	553.5	0.31	\$0
----	DECATUR	0	0	553.5	0.31	\$0	----	MCINTOSH	0	0	553.5	0.31	\$0
----	DEKALB	0	0	553.5	0.31	\$0	25	MERIWETHER	1	1000	553.5	0.31	\$171,585
18	DODGE	4	500	553.5	0.31	\$343,170	----	MILLER	0	0	553.5	0.31	\$0
31	DOOLY	1	600	553.5	0.31	\$102,951	2	MITCHELL	8	1200	553.5	0.31	\$1,647,216
----	DOUGHERTY	0	0	553.5	0.31	\$0	----	MONROE	0	0	553.5	0.31	\$0
----	DOUGLAS	0	0	553.5	0.31	\$0	6	MONTGOMERY	4	1250	553.5	0.31	\$857,925
33	EARLY	1	1000	250.0	0.31	\$77,500	4	MORGAN	1	7000	553.5	0.31	\$1,201,095
----	ECHOLS	0	0	553.5	0.31	\$0	----	MURRAY	0	0	553.5	0.31	\$0
----	EFFINGHAM	0	0	553.5	0.31	\$0	----	MUSCOGEE	0	0	553.5	0.31	\$0
----	ELBERT	0	0	553.5	0.31	\$0	38	NEWTON	3	30	553.5	0.31	\$15,443
35	EMANUEL	1	400	553.5	0.31	\$68,634	----	OCONEE	0	0	553.5	0.31	\$0
9	EVANS	1	4200	553.5	0.31	\$720,657	3	OGLETHORPE	18	500	553.5	0.31	\$1,544,265
----	FANNIN	0	0	553.5	0.31	\$0	----	PAULDING	0	0	553.5	0.31	\$0

Pork (Finishing) Farmgate Value, 1999

Rank	County	House	Cap.	Prod.	Price	Value
----	PEACH	0	0	553.5	0.31	\$0
----	PICKENS	0	0	553.5	0.31	\$0
----	PIERCE	0	0	553.5	0.31	\$0
----	PIKE	0	0	553.5	0.31	\$0
----	POLK	0	0	553.5	0.31	\$0
----	PULASKI	0	0	553.5	0.31	\$0
----	PUTNAM	0	0	553.5	0.31	\$0
----	QUITMAN	0	0	553.5	0.31	\$0
----	RABUN	0	0	553.5	0.31	\$0
25	RANDOLPH	2	500	553.5	0.31	\$171,585
37	RICHMOND	2	50	553.5	0.31	\$17,159
----	ROCKDALE	0	0	553.5	0.31	\$0
----	SCHLEY	0	0	553.5	0.31	\$0
----	SCREVEN	0	0	553.5	0.31	\$0
----	SEMINOLE	0	0	553.5	0.31	\$0
----	SPALDING	0	0	553.5	0.31	\$0
----	STEPHENS	0	0	553.5	0.31	\$0
----	STEWART	0	0	553.5	0.31	\$0
----	SUMTER	0	0	553.5	0.31	\$0
----	TALBOT	0	0	553.5	0.31	\$0
----	TATNALL	0	0	553.5	0.31	\$0
----	TAYLOR	0	0	553.5	0.31	\$0
----	TELFAIR	0	0	553.5	0.31	\$0
----	TERRELL	0	0	553.5	0.31	\$0
----	THOMAS	0	0	553.5	0.31	\$0
----	TIFT	0	0	553.5	0.31	\$0
----	TOOMBS	0	0	553.5	0.31	\$0
36	TOWNS	1	150	553.5	0.31	\$25,738
----	TREUTLEN	0	0	553.5	0.31	\$0
----	TROUP	0	0	553.5	0.31	\$0
25	TURNER	1	1000	553.5	0.31	\$171,585
----	TWIGGS	0	0	553.5	0.31	\$0
1	UNION	1	10000	553.5	0.31	\$1,715,850
----	UPSON	0	0	553.5	0.31	\$0
----	WALKER	0	0	553.5	0.31	\$0
----	WALTON	0	0	553.5	0.31	\$0
----	WARE	0	0	553.5	0.31	\$0
----	WARREN	0	0	553.5	0.31	\$0
----	WASHINGTON	0	0	553.5	0.31	\$0
----	WAYNE	0	0	553.5	0.31	\$0
----	WEBSTER	0	0	553.5	0.31	\$0
----	WHEELER	0	0	553.5	0.31	\$0
----	WHITE	0	0	553.5	0.31	\$0
----	WHITFIELD	0	0	553.5	0.31	\$0
----	WILCOX	0	0	553.5	0.31	\$0
7	WILKES	7	700	553.5	0.31	\$840,767
----	WILKINSON	0	0	553.5	0.31	\$0
----	WORTH	0	0	553.5	0.31	\$0
Pork (Finish) Tot	139					\$18,286,787

1998 GA All Pork Total	\$72,498,014
1997 GA All Pork Total	\$183,559,624
1996 GA All Pork Total	\$196,632,226

Rank	County	Houses	Cap.	Prod.	Price	Value
1	UNION	1	10000	553.5	0.31	\$1,715,850
2	MITCHELL	8	1200	553.5	0.31	\$1,647,216
3	OGLETHORPE	18	500	553.5	0.31	\$1,544,265
4	MORGAN	1	7000	553.5	0.31	\$1,201,095
5	BANKS	2	3000	553.5	0.31	\$1,029,510
6	MONTGOMERY	4	1250	553.5	0.31	\$857,925
7	WILKES	7	700	553.5	0.31	\$840,767
8	JEFF DAVIS	12	400	553.5	0.31	\$823,608
9	EVANS	1	4200	553.5	0.31	\$720,657
10	BROOKS	4	1000	553.5	0.31	\$686,340



Misc. Livestock Farmgate Value, 1999

Rank	County	Value	Rank	County	Value
17	APPLING	\$800,000	50	FAYETTE	\$15,000
24	ATKINSON	\$375,000	28	FLOYD	\$267,500
----	BACON	\$0	----	FORSYTH	\$0
19	BAKER	\$750,000	----	FRANKLIN	\$0
----	BALDWIN	\$0	----	FULTON	\$0
3	BANKS	\$5,250,000	5	GILMER	\$3,839,960
----	BARROW	\$0	----	GLASCOCK	\$0
----	BARTOW	\$0	----	GLYNN	\$0
----	BEN HILL	\$0	----	GORDON	\$0
42	BERRIEN	\$47,035	14	GRADY	\$1,161,500
----	BIBB	\$0	32	GREENE	\$150,000
----	BLECKLEY	\$0	----	GWINNETT	\$0
10	BRANTLEY	\$1,579,200	4	HABERSHAM	\$4,689,000
----	BROOKS	\$0	1	HALL	\$29,161,500
----	BRYAN	\$0	44	HANCOCK	\$42,500
----	BULLOCH	\$0	----	HARALSON	\$0
27	BURKE	\$300,000	----	HARRIS	\$0
----	BUTTS	\$0	----	HART	\$0
----	CALHOUN	\$0	15	HEARD	\$1,040,000
----	CAMDEN	\$0	----	HENRY	\$0
----	CANDLER	\$0	----	HOUSTON	\$0
46	CARROLL	\$30,000	----	IRWIN	\$0
----	CATOOSA	\$0	----	JACKSON	\$0
6	CHARLTON	\$3,251,000	2	JASPER	\$7,800,000
----	CHATHAM	\$0	----	JEFF DAVIS	\$0
----	CHATTAHOOCHEE	\$0	----	JEFFERSON	\$0
----	CHATTOOGA	\$0	13	JENKINS	\$1,180,000
----	CHEROKEE	\$0	45	JOHNSON	\$40,000
----	CLARKE	\$0	----	JONES	\$0
----	CLAY	\$0	----	LAMAR	\$0
49	CLAYTON	\$18,000	26	LANIER	\$317,500
----	CLINCH	\$0	48	LAURENS	\$26,000
----	COBB	\$0	----	LEE	\$0
----	COFFEE	\$0	----	LIBERTY	\$0
20	COLQUITT	\$725,565	----	LINCOLN	\$0
----	COLUMBIA	\$0	----	LONG	\$0
----	COOK	\$0	----	LOWNDES	\$0
----	COWETA	\$0	16	LUMPKIN	\$963,000
56	CRAWFORD	\$600	22	MACON	\$450,000
----	CRISP	\$0	7	MADISON	\$3,200,000
31	DADE	\$173,340	39	MARION	\$50,000
9	DAWSON	\$1,920,000	53	MCDUFFIE	\$10,000
36	DECATUR	\$70,000	----	MCINTOSH	\$0
----	DEKALB	\$0	8	MERIWETHER	\$3,115,000
----	DODGE	\$0	----	MILLER	\$0
----	DOOLY	\$0	25	MITCHELL	\$353,500
12	DOUGHERTY	\$1,200,000	----	MONROE	\$0
----	DOUGLAS	\$0	----	MONTGOMERY	\$0
40	EARLY	\$50,000	----	MORGAN	\$0
----	ECHOLS	\$0	----	MURRAY	\$0
----	EFFINGHAM	\$0	----	MUSCOGEE	\$0
----	ELBERT	\$0	23	NEWTON	\$382,680
----	EMANUEL	\$0	38	OCONEE	\$64,125
----	EVANS	\$0	----	OGLETHORPE	\$0
21	FANNIN	\$550,000	----	PAULDING	\$0

Misc. Livestock Farmgate Value, 1999

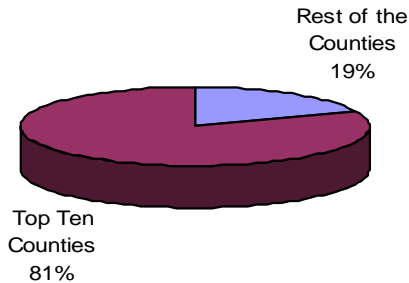
Rank	County	Value
----	PEACH	\$0
----	PICKENS	\$0
----	PIERCE	\$0
47	PIKE	\$30,000
----	POLK	\$0
----	PULASKI	\$0
----	PUTNAM	\$0
----	QUITMAN	\$0
----	RABUN	\$0
----	RANDOLPH	\$0
34	RICHMOND	\$100,000
54	ROCKDALE	\$5,100
----	SCHLEY	\$0
11	SCREVEN	\$1,275,000
33	SEMINOLE	\$120,000
----	SPALDING	\$0
----	STEPHENS	\$0
----	STEWART	\$0
----	SUMTER	\$0
----	TALBOT	\$0
41	TATTNALL	\$49,000
51	TAYLOR	\$12,400
----	TELFAIR	\$0
----	TERRELL	\$0
----	THOMAS	\$0
----	TIFT	\$0
----	TOOMBS	\$0
----	TOWNS	\$0
----	TREUTLEN	\$0
----	TROUP	\$0
----	TURNER	\$0
----	TWIGGS	\$0
55	UNION	\$2,000
52	UPSON	\$10,500
----	WALKER	\$0
30	WALTON	\$200,000
----	WARE	\$0
29	WARREN	\$235,500
43	WASHINGTON	\$45,500
----	WAYNE	\$0
----	WEBSTER	\$0
18	WHEELER	\$777,000
----	WHITE	\$0
----	WHITFIELD	\$0
----	WILCOX	\$0
----	WILKES	\$0
37	WILKINSON	\$67,000
35	WORTH	\$75,000

Misc. Livestock Totals \$78,412,505

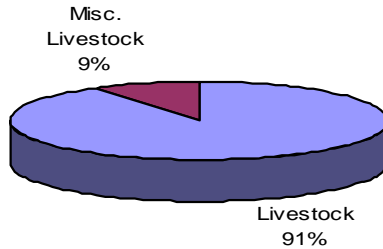
Top Ten Counties, Misc. Livestock Value

Rank	County	Value
1	HALL	\$29,161,500
2	JASPER	\$7,800,000
3	BANKS	\$5,250,000
4	HABERSHAM	\$4,689,000
5	GILMER	\$3,839,960
6	CHARLTON	\$3,251,000
7	MADISON	\$3,200,000
8	MERIWETHER	\$3,115,000
9	DAWSON	\$1,920,000
10	BRANTLEY	\$1,579,200

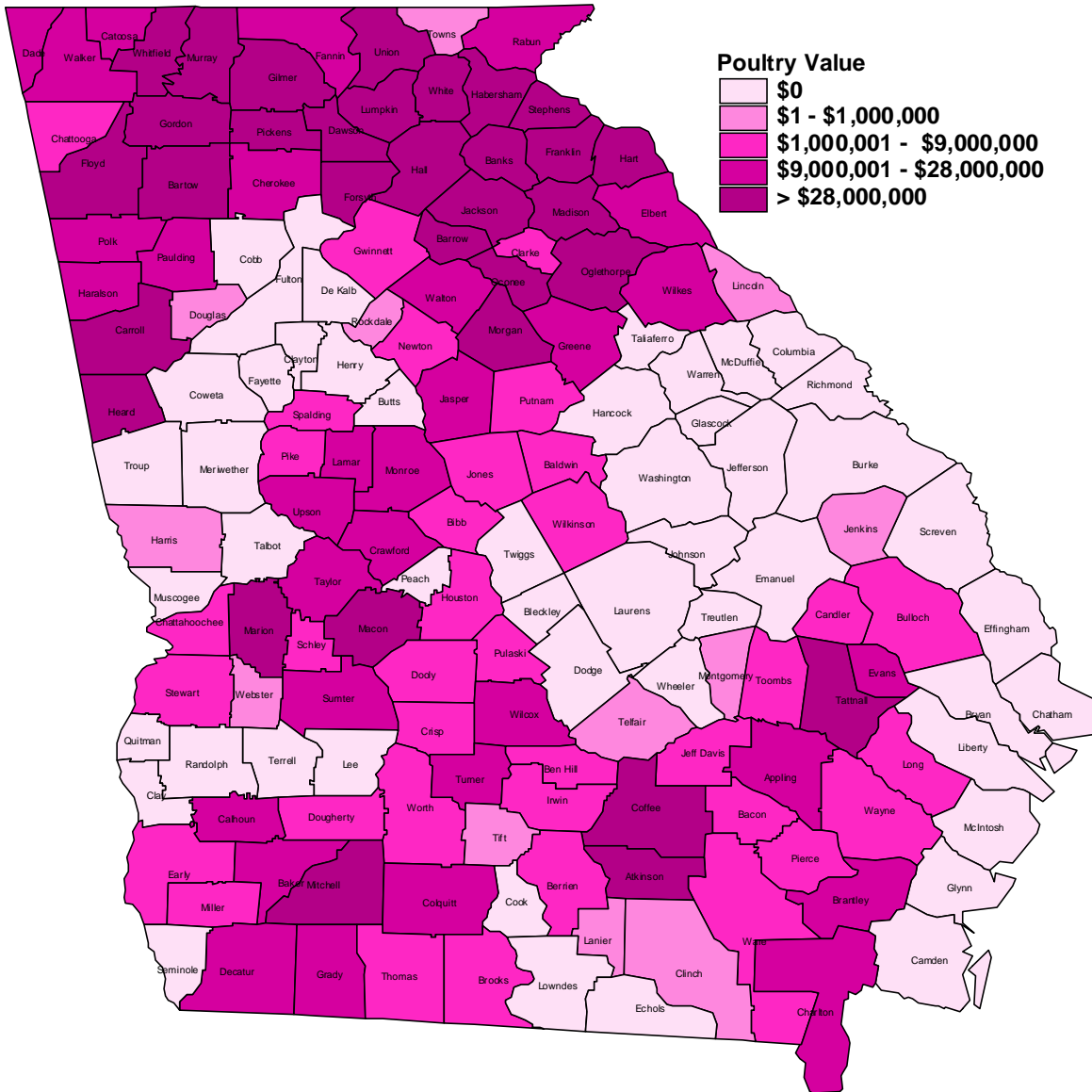
Top Ten Counties as % of Misc. Livestock



Misc. Livestock as % of Livestock Value



Georgia Poultry Value by Income Category - Farmgate 1999

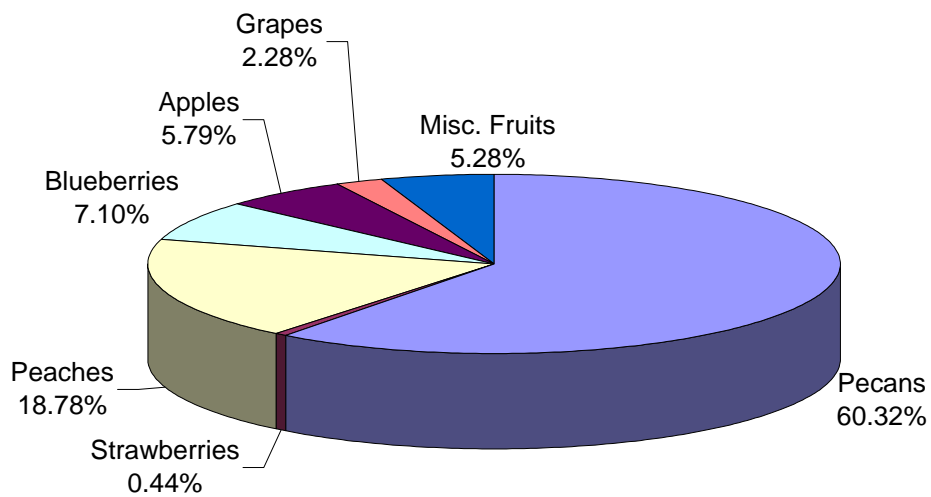


Source: Center for Agribusiness and Economic Development - Farmgate 1999

1999 Georgia Farmgate Value

Fruits and Nuts

1999 Fruit and Nuts Farmgate Value



Apple Farmgate Value, 1999

Rank	County	Acres	Yield	Price	Value	Rank	County	Acres	Yield	Price	Value
----	APPLING	0	0	14.00	\$0	----	FAYETTE	0	0	14.00	\$0
----	ATKINSON	0	0	14.00	\$0	14	FLOYD	10	100	14.00	\$14,000
----	BACON	0	0	14.00	\$0	----	FORSYTH	0	0	14.00	\$0
----	BAKER	0	0	14.00	\$0	----	FRANKLIN	0	0	14.00	\$0
----	BALDWIN	0	0	14.00	\$0	----	FULTON	0	0	14.00	\$0
----	BANKS	0	0	14.00	\$0	1	GILMER	700	500	14.00	\$4,900,000
----	BARROW	0	0	14.00	\$0	----	GLASCOCK	0	0	14.00	\$0
----	BARTOW	0	0	14.00	\$0	----	GLYNN	0	0	14.00	\$0
----	BEN HILL	0	0	14.00	\$0	----	GORDON	0	0	14.00	\$0
----	BERRIEN	0	0	14.00	\$0	----	GRADY	0	0	14.00	\$0
----	BIBB	0	0	14.00	\$0	----	GREENE	0	0	14.00	\$0
----	BLECKLEY	0	0	14.00	\$0	11	GWINNETT	10	157	14.00	\$21,980
----	BRANTLEY	0	0	14.00	\$0	4	HABERSHAM	250	300	14.00	\$1,050,000
----	BROOKS	0	0	14.00	\$0	5	HALL	30	250	14.00	\$105,000
----	BRYAN	0	0	14.00	\$0	----	HANCOCK	0	0	14.00	\$0
----	BULLOCH	0	0	14.00	\$0	----	HARALSON	0	0	14.00	\$0
----	BURKE	0	0	14.00	\$0	----	HARRIS	0	0	14.00	\$0
----	BUTTS	0	0	14.00	\$0	----	HART	0	0	14.00	\$0
----	CALHOUN	0	0	14.00	\$0	----	HEARD	0	0	14.00	\$0
----	CAMDEN	0	0	14.00	\$0	----	HENRY	0	0	14.00	\$0
----	CANDLER	0	0	14.00	\$0	----	HOUSTON	0	0	14.00	\$0
----	CARROLL	0	0	14.00	\$0	----	IRWIN	0	0	14.00	\$0
----	CATOOSA	0	0	14.00	\$0	----	JACKSON	0	0	14.00	\$0
----	CHARLTON	0	0	14.00	\$0	----	JASPER	0	0	14.00	\$0
----	CHATHAM	0	0	14.00	\$0	----	JEFF DAVIS	0	0	14.00	\$0
----	CHATTAHOOCHEE	0	0	14.00	\$0	----	JEFFERSON	0	0	14.00	\$0
10	CHATTOOGA	15	160	14.00	\$33,600	----	JENKINS	0	0	14.00	\$0
6	CHEROKEE	90	65	14.00	\$81,900	----	JOHNSON	0	0	14.00	\$0
----	CLARKE	0	0	14.00	\$0	----	JONES	0	0	14.00	\$0
----	CLAY	0	0	14.00	\$0	----	LAMAR	0	0	14.00	\$0
----	CLAYTON	0	0	14.00	\$0	----	LANIER	0	0	14.00	\$0
----	CLINCH	0	0	14.00	\$0	----	LAURENS	0	0	14.00	\$0
----	COBB	0	0	14.00	\$0	----	LEE	0	0	14.00	\$0
----	COFFEE	0	0	14.00	\$0	----	LIBERTY	0	0	14.00	\$0
----	COLQUITT	0	0	14.00	\$0	----	LINCOLN	0	0	14.00	\$0
----	COLUMBIA	0	0	14.00	\$0	----	LONG	0	0	14.00	\$0
----	COOK	0	0	14.00	\$0	----	LOWNDES	0	0	14.00	\$0
----	COWETA	0	0	14.00	\$0	----	LUMPKIN	0	0	14.00	\$0
----	CRAWFORD	0	0	14.00	\$0	----	MACON	0	0	14.00	\$0
----	CRISP	0	0	14.00	\$0	----	MADISON	0	0	14.00	\$0
----	DADE	0	0	14.00	\$0	----	MARION	0	0	14.00	\$0
12	DAWSON	15	100	14.00	\$21,000	----	MCDUFFIE	0	0	14.00	\$0
----	DECATUR	0	0	14.00	\$0	----	MCINTOSH	0	0	14.00	\$0
----	DEKALB	0	0	14.00	\$0	----	MERIWETHER	0	0	14.00	\$0
----	DODGE	0	0	14.00	\$0	----	MILLER	0	0	14.00	\$0
----	DOOLY	0	0	14.00	\$0	----	MITCHELL	0	0	14.00	\$0
----	DOUGHERTY	0	0	14.00	\$0	----	MONROE	0	0	14.00	\$0
----	DOUGLAS	0	0	14.00	\$0	----	MONTGOMERY	0	0	14.00	\$0
----	EARLY	0	0	14.00	\$0	----	MORGAN	0	0	14.00	\$0
----	ECHOLS	0	0	14.00	\$0	----	MURRAY	0	0	14.00	\$0
----	EFFINGHAM	0	0	14.00	\$0	----	MUSCOGEE	0	0	14.00	\$0
----	ELBERT	0	0	14.00	\$0	13	NEWTON	4	300	14.00	\$16,800
----	EMANUEL	0	0	14.00	\$0	----	OCONEE	0	0	14.00	\$0
----	EVANS	0	0	14.00	\$0	----	OGLETHORPE	0	0	14.00	\$0
2	FANNIN	225	645	14.00	\$2,031,750	8	PAULDING	14	200	14.00	\$39,200

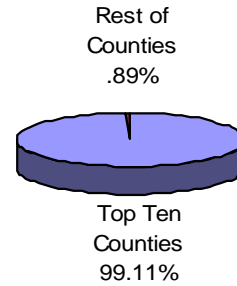
Apple Farmgate Value, 1999

Rank	County	Acres	Yield	Price	Value
----	PEACH	0	0	14.00	\$0
16	PICKENS	2	100	14.00	\$2,800
----	PIERCE	0	0	14.00	\$0
----	PIKE	0	0	14.00	\$0
----	POLK	0	0	14.00	\$0
----	PULASKI	0	0	14.00	\$0
----	PUTNAM	0	0	14.00	\$0
----	QUITMAN	0	0	14.00	\$0
3	RABUN	135	800	14.00	\$1,512,000
----	RANDOLPH	0	0	14.00	\$0
----	RICHMOND	0	0	14.00	\$0
----	ROCKDALE	0	0	14.00	\$0
----	SCHLEY	0	0	14.00	\$0
----	SCREVEN	0	0	14.00	\$0
----	SEMINOLE	0	0	14.00	\$0
----	SPALDING	0	0	14.00	\$0
----	STEPHENS	0	0	14.00	\$0
----	STEWART	0	0	14.00	\$0
----	SUMTER	0	0	14.00	\$0
----	TALBOT	0	0	14.00	\$0
----	TATTNALL	0	0	14.00	\$0
----	TAYLOR	0	0	14.00	\$0
----	TELFAIR	0	0	14.00	\$0
----	TERRELL	0	0	14.00	\$0
----	THOMAS	0	0	14.00	\$0
----	TIFT	0	0	14.00	\$0
----	TOOMBS	0	0	14.00	\$0
16	TOWNS	2	100	14.00	\$2,800
----	TREUTLEN	0	0	14.00	\$0
7	TROUP	4	750	14.00	\$42,000
----	TURNER	0	0	14.00	\$0
----	TWIGGS	0	0	14.00	\$0
9	UNION	NA	NA	14.00	\$34,000
----	UPSON	0	0	14.00	\$0
----	WALKER	0	0	14.00	\$0
----	WALTON	0	0	14.00	\$0
----	WARE	0	0	14.00	\$0
----	WARREN	0	0	14.00	\$0
----	WASHINGTON	0	0	14.00	\$0
----	WAYNE	0	0	14.00	\$0
----	WEBSTER	0	0	14.00	\$0
----	WHEELER	0	0	14.00	\$0
----	WHITE	0	0	14.00	\$0
----	WHITFIELD	0	0	14.00	\$0
15	WILCOX	4	150	14.00	\$8,400
----	WILKES	0	0	14.00	\$0
----	WILKINSON	0	0	14.00	\$0
----	WORTH	0	0	14.00	\$0
Apple Totals		1510			\$9,917,230

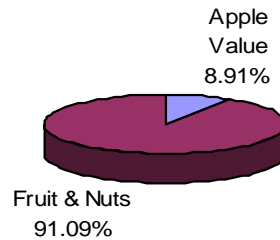
1998 GA Apple Total	\$8,912,838
1997 GA Total Misc. Fruit	\$27,626,052
1996 GA Total Misc. Fruit	\$19,705,989

Top Ten Counties, Apple Value					
Rank	County	Acres	Yield	Price	Value
1	GILMER	700	500	14.00	\$4,900,000
2	FANNIN	225	645	14.00	\$2,031,750
3	RABUN	135	800	14.00	\$1,512,000
4	HABERSHAM	250	300	14.00	\$1,050,000
5	HALL	30	250	14.00	\$105,000
6	CHEROKEE	90	65	14.00	\$81,900
7	TROUP	4	750	14.00	\$42,000
8	PAULDING	14	200	14.00	\$39,200
9	UNION	NA	NA	14.00	\$34,000
10	CHATTOOGA	15	160	14.00	\$33,600

Top Ten Counties as % of Apples



Apples % of Fruit and Nut Value



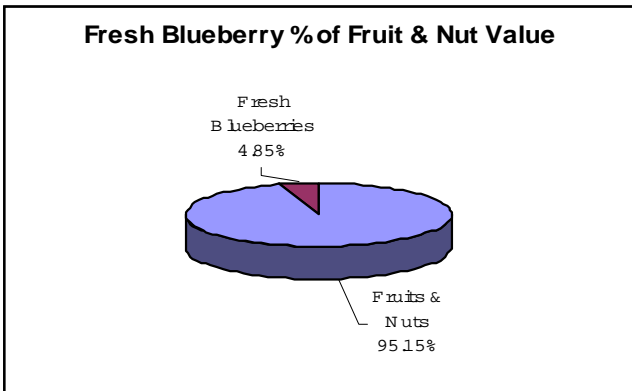
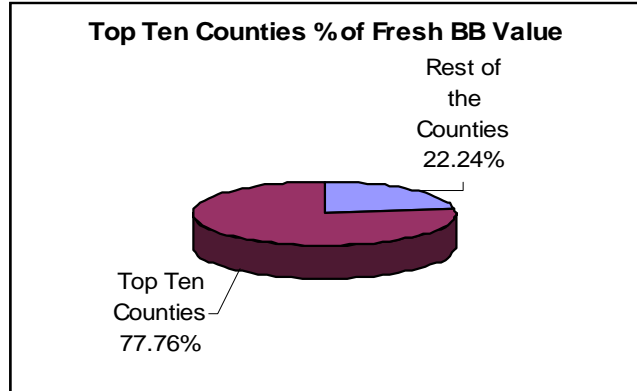
Blueberry (Fresh) Farmgate Value, 1999

Rank	County	Acres	Yield	Price	Value	Rank	County	Acres	Yield	Price	Value
1	APPLING	575	3000	1.00	\$1,725,000	27	FAYETTE	12	3420	1.00	\$41,040
16	ATKINSON	32	2000	1.00	\$64,000	35	FLOYD	10	2500	1.00	\$25,000
2	BACON	1500	1120	1.00	\$1,680,000	----	FORSYTH	0	0	1.00	\$0
----	BAKER	0	0	1.00	\$0	----	FRANKLIN	0	0	1.00	\$0
51	BALDWIN	4	2500	1.00	\$10,000	----	FULTON	0	0	1.00	\$0
----	BANKS	0	0	1.00	\$0	40	GILMER	10	2000	1.00	\$20,000
69	BARROW	5	3667	0.06	\$1,008	----	GLASCOCK	0	0	1.00	\$0
----	BARTOW	0	0	1.00	\$0	47	GLYNN	6	2500	1.00	\$15,000
----	BEN HILL	0	0	1.00	\$0	67	GORDON	1	1800	1.00	\$1,800
53	BERRIEN	3	3000	1.00	\$9,000	63	GRADY	3	1500	1.00	\$4,500
72	BIBB	1	300	1.00	\$300	----	GREENE	0	0	1.00	\$0
----	BLECKLEY	0	0	1.00	\$0	55	GWINNETT	3	2500	1.00	\$7,500
28	BRANTLEY	25	1600	1.00	\$40,000	22	HABERSHAM	25	2000	1.00	\$50,000
22	BROOKS	20	2500	1.00	\$50,000	54	HALL	3	2600	1.00	\$7,800
----	BRYAN	0	0	1.00	\$0	----	HANCOCK	0	0	1.00	\$0
45	BULLOCH	3	6100	1.00	\$18,300	62	HARALSON	4	1200	1.00	\$4,800
37	BURKE	15	1500	1.00	\$22,500	11	HARRIS	25	6500	1.00	\$162,500
----	BUTTS	0	0	1.00	\$0	40	HART	8	2500	1.00	\$20,000
----	CALHOUN	0	0	1.00	\$0	----	HEARD	0	0	1.00	\$0
----	CAMDEN	0	0	1.00	\$0	14	HENRY	25	3400	1.00	\$85,000
----	CANDLER	0	0	1.00	\$0	----	HOUSTON	0	0	1.00	\$0
----	CARROLL	0	0	1.00	\$0	----	IRWIN	0	0	1.00	\$0
----	CATOOSA	0	0	1.00	\$0	----	JACKSON	0	0	1.00	\$0
----	CHARLTON	0	0	1.00	\$0	----	JASPER	0	0	1.00	\$0
71	CHATHAM	5	160	1.00	\$800	22	JEFF DAVIS	25	2000	1.00	\$50,000
----	CHATTAHOOCHEE	0	0	1.00	\$0	----	JEFFERSON	0	0	1.00	\$0
----	CHATTOOGA	0	0	1.00	\$0	----	JENKINS	0	0	1.00	\$0
40	CHEROKEE	20	1000	1.00	\$20,000	30	JOHNSON	14	2500	1.00	\$35,000
----	CLARKE	0	0	1.00	\$0	----	JONES	0	0	1.00	\$0
----	CLAY	0	0	1.00	\$0	31	LAMAR	12	2500	1.00	\$30,000
----	CLAYTON	0	0	1.00	\$0	50	LANIER	5	2386	1.00	\$11,930
3	CLINCH	330	3500	1.00	\$1,155,000	18	LAURENS	25	2500	1.00	\$62,500
----	COBB	0	0	1.00	\$0	----	LEE	0	0	1.00	\$0
9	COFFEE	58	3000	1.00	\$174,000	55	LIBERTY	3	2500	1.00	\$7,500
25	COLQUITT	63	768	1.00	\$48,000	----	LINCOLN	0	0	1.00	\$0
63	COLUMBIA	5	900	1.00	\$4,500	10	LONG	81	2700	0.75	\$164,025
7	COOK	50	5300	1.00	\$265,000	5	LOWNDES	150	2386	1.00	\$357,900
49	COWETA	5	2500	1.00	\$12,500	----	LUMPKIN	0	0	1.00	\$0
----	CRAWFORD	0	0	1.00	\$0	55	MACON	10	750	1.00	\$7,500
----	CRISP	0	0	1.00	\$0	31	MADISON	15	2000	1.00	\$30,000
55	DADE	3	2500	1.00	\$7,500	----	MARION	0	0	1.00	\$0
----	DAWSON	0	0	1.00	\$0	19	MCDUFFIE	6	10000	1.00	\$60,000
----	DECATUR	0	0	1.00	\$0	31	MCINTOSH	12	2500	1.00	\$30,000
----	DEKALB	0	0	1.00	\$0	21	MERIWETHER	18	3000	1.00	\$54,000
----	DODGE	0	0	1.00	\$0	----	MILLER	0	0	1.00	\$0
----	DOOLY	0	0	1.00	\$0	----	MITCHELL	0	0	1.00	\$0
46	DOUGHERTY	8	2000	1.00	\$16,000	----	MONROE	0	0	1.00	\$0
66	DOUGLAS	1	2000	1.00	\$2,000	----	MONTGOMERY	0	0	1.00	\$0
----	EARLY	0	0	1.00	\$0	----	MORGAN	0	0	1.00	\$0
----	ECHOLS	0	0	1.00	\$0	34	MURRAY	12	2400	1.00	\$28,800
37	EFFINGHAM	10	2250	1.00	\$22,500	----	MUSCOGEE	0	0	1.00	\$0
----	ELBERT	0	0	1.00	\$0	65	NEWTON	10	210	1.00	\$2,100
----	EMANUEL	0	0	1.00	\$0	13	OCONEE	15	6000	1.00	\$90,000
----	FANNIN	0	0	1.00	\$0	60	PAULDING	3	2000	1.00	\$6,000

Blueberry (Fresh) Farmgate Value, 1999

Rank	County	Acres	Yield	Price	Value
----	PEACH	0	0	1.00	\$0
68	PICKENS	2	600	1.00	\$1,200
4	PIERCE	250	1500	1.00	\$375,000
35	PIKE	10	2500	1.00	\$25,000
----	POLK	0	0	1.00	\$0
----	PULASKI	0	0	1.00	\$0
----	PUTNAM	0	0	1.00	\$0
----	QUITMAN	0	0	1.00	\$0
70	RABUN	10	85	1.00	\$850
----	RANDOLPH	0	0	1.00	\$0
55	RICHMOND	3	2500	1.00	\$7,500
61	ROCKDALE	2	2700	1.00	\$5,400
----	SCHLEY	0	0	1.00	\$0
----	SCREVEN	0	0	1.00	\$0
----	SEMINOLE	0	0	1.00	\$0
----	SPALDING	0	0	1.00	\$0
44	STEPHENS	3	6500	1.00	\$19,500
----	STEWART	0	0	1.00	\$0
----	SUMTER	0	0	1.00	\$0
----	TALBOT	0	0	1.00	\$0
26	TATTNALL	10	4500	1.00	\$45,000
16	TAYLOR	32	2000	1.00	\$64,000
----	TELFAIR	0	0	1.00	\$0
----	TERRELL	0	0	1.00	\$0
12	THOMAS	60	2370	1.00	\$142,200
----	TIFT	0	0	1.00	\$0
28	TOOMBS	10	4000	1.00	\$40,000
51	TOWNS	10	1000	1.00	\$10,000
----	TREUTLEN	0	0	1.00	\$0
----	TROUP	0	0	1.00	\$0
15	TURNER	28	2500	1.00	\$70,000
----	TWIGGS	0	0	1.00	\$0
19	UNION	5	12000	1.00	\$60,000
----	UPSON	0	0	1.00	\$0
37	WALKER	3	7500	1.00	\$22,500
47	WALTON	6	2500	1.00	\$15,000
6	WARE	140	2500	1.00	\$350,000
----	WARREN	0	0	1.00	\$0
----	WASHINGTON	0	0	1.00	\$0
8	WAYNE	285	750	1.00	\$213,750
73	WEBSTER	1	10	1.00	\$10
----	WHEELER	0	0	1.00	\$0
----	WHITE	0	0	1.00	\$0
----	WHITFIELD	0	0	1.00	\$0
----	WILCOX	0	0	1.00	\$0
----	WILKES	0	0	1.00	\$0
----	WILKINSON	0	0	1.00	\$0
----	WORTH	0	0	1.00	\$0
Fresh BB Totals		4,172			\$8,307,013.43

Rank	County	Acres	Yield	Price	Value
1	APPLING	575	3000	1.00	\$1,725,000
2	BACON	1500	1120	1.00	\$1,680,000
3	CLINCH	330	3500	1.00	\$1,155,000
4	PIERCE	250	1500	1.00	\$375,000
5	LOWNDES	150	2386	1.00	\$357,900
6	WARE	140	2500	1.00	\$350,000
7	COOK	50	5300	1.00	\$265,000
8	WAYNE	285	750	1.00	\$213,750
9	COFFEE	58	3000	1.00	\$174,000
10	LONG	81	2700	0.75	\$164,025



1998 GA Blueberry Total	\$9,145,058
1997 GA Total Misc. Fruit	\$27,626,052
1996 GA Total Misc. Fruit	\$19,705,989

Blueberry (Frozen) Farmgate Value, 1999

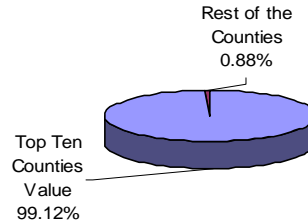
Rank	County	Acres	Yield	Price	Value	Rank	County	Acres	Yield	Price	Value
----	APPLING	0	0	0.50	\$0	----	FAYETTE	0	0	0.50	\$0
----	ATKINSON	0	0	0.50	\$0	----	FLOYD	0	0	0.50	\$0
1	BACON	1500	1680	0.50	\$1,260,000	----	FORSYTH	0	0	0.50	\$0
----	BAKER	0	0	0.50	\$0	----	FRANKLIN	0	0	0.50	\$0
----	BALDWIN	0	0	0.50	\$0	----	FULTON	0	0	0.50	\$0
----	BANKS	0	0	0.50	\$0	----	GILMER	0	0	0.50	\$0
----	BARROW	0	0	0.50	\$0	----	GLASCOCK	0	0	0.50	\$0
----	BARTOW	0	0	0.50	\$0	----	GLYNN	0	0	0.50	\$0
----	BEN HILL	0	0	0.50	\$0	----	GORDON	0	0	0.50	\$0
9	BERRIEN	12	4000	0.50	\$24,000	----	GRADY	0	0	0.50	\$0
----	BIBB	0	0	0.50	\$0	----	GREENE	0	0	0.50	\$0
----	BLECKLEY	0	0	0.50	\$0	----	GWINNETT	0	0	0.50	\$0
11	BRANTLEY	25	1040	0.50	\$13,000	----	HABERSHAM	0	0	0.50	\$0
----	BROOKS	0	0	0.50	\$0	----	HALL	0	0	0.50	\$0
----	BRYAN	0	0	0.50	\$0	----	HANCOCK	0	0	0.50	\$0
----	BULLOCH	0	0	0.50	\$0	----	HARALSON	0	0	0.50	\$0
12	BURKE	10	2000	0.50	\$10,000	----	HARRIS	0	0	0.50	\$0
----	BUTTS	0	0	0.50	\$0	----	HART	0	0	0.50	\$0
----	CALHOUN	0	0	0.50	\$0	----	HEARD	0	0	0.50	\$0
----	CAMDEN	0	0	0.50	\$0	----	HENRY	0	0	0.50	\$0
----	CANDLER	0	0	0.50	\$0	----	HOUSTON	0	0	0.50	\$0
----	CARROLL	0	0	0.50	\$0	----	IRWIN	0	0	0.50	\$0
----	CATOOSA	0	0	0.50	\$0	----	JACKSON	0	0	0.50	\$0
----	CHARLTON	0	0	0.50	\$0	----	JASPER	0	0	0.50	\$0
----	CHATHAM	0	0	0.50	\$0	----	JEFF DAVIS	0	0	0.50	\$0
----	CHATTAHOOCHEE	0	0	0.50	\$0	----	JEFFERSON	0	0	0.50	\$0
----	CHATTOOGA	0	0	0.50	\$0	----	JENKINS	0	0	0.50	\$0
----	CHEROKEE	0	0	0.50	\$0	10	JOHNSON	13	2500	0.50	\$16,250
----	CLARKE	0	0	0.50	\$0	----	JONES	0	0	0.50	\$0
----	CLAY	0	0	0.50	\$0	----	LAMAR	0	0	0.50	\$0
----	CLAYTON	0	0	0.50	\$0	----	LANIER	0	0	0.50	\$0
2	CLINCH	495	4200	0.55	\$1,143,450	----	LAURENS	0	0	0.50	\$0
----	COBB	0	0	0.50	\$0	----	LEE	0	0	0.50	\$0
7	COFFEE	58	1000	0.50	\$29,000	----	LIBERTY	0	0	0.50	\$0
----	COLQUITT	0	0	0.50	\$0	----	LINCOLN	0	0	0.50	\$0
----	COLUMBIA	0	0	0.50	\$0	----	LONG	0	0	0.50	\$0
----	COOK	0	0	0.50	\$0	6	LOWNDES	100	2386	0.50	\$119,300
----	COWETA	0	0	0.50	\$0	----	LUMPKIN	0	0	0.50	\$0
----	CRAWFORD	0	0	0.50	\$0	8	MACON	22	2500	0.50	\$27,500
----	CRISP	0	0	0.50	\$0	----	MADISON	0	0	0.50	\$0
----	DADE	0	0	0.50	\$0	----	MARION	0	0	0.50	\$0
----	DAWSON	0	0	0.50	\$0	----	MCDUFFIE	0	0	0.50	\$0
----	DECATUR	0	0	0.50	\$0	----	MCINTOSH	0	0	0.50	\$0
----	DEKALB	0	0	0.50	\$0	----	MERIWETHER	0	0	0.50	\$0
----	DODGE	0	0	0.50	\$0	----	MILLER	0	0	0.50	\$0
----	DOOLY	0	0	0.50	\$0	----	MITCHELL	0	0	0.50	\$0
----	DOUGHERTY	0	0	0.50	\$0	----	MONROE	0	0	0.50	\$0
----	DOUGLAS	0	0	0.50	\$0	----	MONTGOMERY	0	0	0.50	\$0
----	EARLY	0	0	0.50	\$0	----	MORGAN	0	0	0.50	\$0
----	ECHOLS	0	0	0.50	\$0	----	MURRAY	0	0	0.50	\$0
----	EFFINGHAM	0	0	0.50	\$0	----	MUSCOGEE	0	0	0.50	\$0
----	ELBERT	0	0	0.50	\$0	----	NEWTON	0	0	0.50	\$0
----	EMANUEL	0	0	0.50	\$0	----	OCONEE	0	0	0.50	\$0
----	EVANS	0	0	0.50	\$0	----	OGLETHORPE	0	0	0.50	\$0
----	FANNIN	0	0	0.50	\$0	----	PAULDING	0	0	0.50	\$0

Blueberry (Frozen) Farmgate Value, 1999

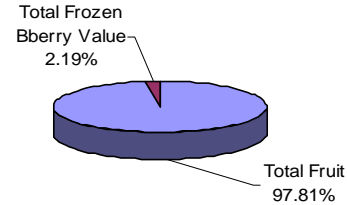
Rank	County	Acres	Yield	Price	Value
----	PEACH	0	0	0.50	\$0
----	PICKENS	0	0	0.50	\$0
4	PIERCE	250	3500	0.50	\$437,500
----	PIKE	0	0	0.50	\$0
----	POLK	0	0	0.50	\$0
----	PULASKI	0	0	0.50	\$0
----	PUTNAM	0	0	0.50	\$0
----	QUITMAN	0	0	0.50	\$0
----	RABUN	0	0	0.50	\$0
----	RANDOLPH	0	0	0.50	\$0
----	RICHMOND	0	0	0.50	\$0
----	ROCKDALE	0	0	0.50	\$0
----	SCHLEY	0	0	0.50	\$0
----	SCREVEN	0	0	0.50	\$0
----	SEMINOLE	0	0	0.50	\$0
----	SPALDING	0	0	0.50	\$0
----	STEPHENS	0	0	0.50	\$0
----	STEWART	0	0	0.50	\$0
----	SUMTER	0	0	0.50	\$0
----	TALBOT	0	0	0.50	\$0
----	TATTNALL	0	0	0.50	\$0
----	TAYLOR	0	0	0.50	\$0
----	TELFAIR	0	0	0.50	\$0
----	TERRELL	0	0	0.50	\$0
----	THOMAS	0	0	0.50	\$0
----	TIFT	0	0	0.50	\$0
----	TOOMBS	0	0	0.50	\$0
----	TOWNS	0	0	0.50	\$0
----	TREUTLEN	0	0	0.50	\$0
----	TROUP	0	0	0.50	\$0
----	TURNER	0	0	0.50	\$0
----	TWIGGS	0	0	0.50	\$0
----	UNION	0	0	0.50	\$0
----	UPSON	0	0	0.50	\$0
----	WALKER	0	0	0.50	\$0
----	WALTON	0	0	0.50	\$0
3	WARE	300	4000	0.50	\$600,000
----	WARREN	0	0	0.50	\$0
----	WASHINGTON	0	0	0.50	\$0
5	WAYNE	285	1100	0.50	\$156,750
----	WEBSTER	0	0	0.50	\$0
12	WHEELER	9	2400	0.50	\$10,800
----	WHITE	0	0	0.50	\$0
----	WHITFIELD	0	0	0.50	\$0
----	WILCOX	0	0	0.50	\$0
----	WILKES	0	0	0.50	\$0
----	WILKINSON	0	0	0.50	\$0
----	WORTH	0	0	0.50	\$0
Frozen BB Totals		3,079			\$3,847,550

Top Ten Counties, Frozen Blueberry Value					
Rank	County	Acres	Yield	Price	Value
1	BACON	1500	1680	0.50	\$1,260,000
2	CLINCH	495	4200	0.55	\$1,143,450
3	WARE	300	4000	0.50	\$600,000
4	PIERCE	250	3500	0.50	\$437,500
5	WAYNE	285	1100	0.50	\$156,750
6	LOWNDES	100	2386	0.50	\$119,300
7	COFFEE	58	1000	0.50	\$29,000
8	MACON	22	2500	0.50	\$27,500
9	BERRIEN	12	4000	0.50	\$24,000
10	JOHNSON	13	2500	0.50	\$16,250

Top Ten Counties % of Frozen BBerry



Frozen Blueberry % of Fruit Value



1998 GA Blueberry Total	\$9,145,058
1997 GA Total Misc. Fruit	\$27,626,052
1996 GA Total Misc. Fruit	\$19,705,989

Grape Farmgate Value, 1999

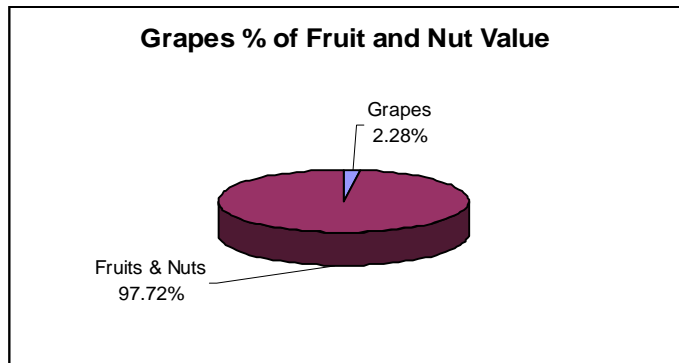
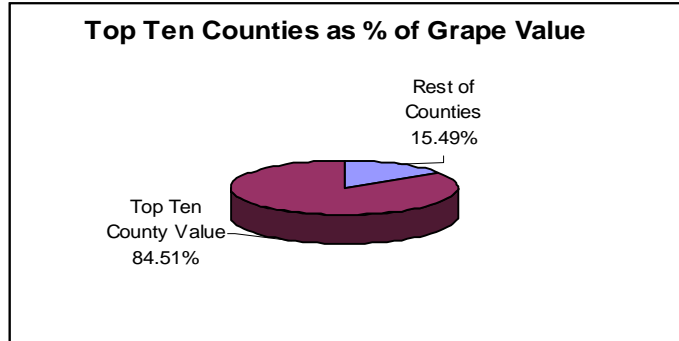
Rank	County	Acres	Yield	Price	Value	Rank	County	Acres	Yield	Price	Value
----	APPLING	0	0	0.585	\$0	23	FAYETTE	11	3000	0.585	\$19,305
----	ATKINSON	0	0	0.585	\$0	31	FLOYD	4	5500	0.585	\$12,870
42	BACON	2	1000	0.585	\$1,170	----	FORSYTH	0	0	0.585	\$0
----	BAKER	0	0	0.585	\$0	----	FRANKLIN	0	0	0.585	\$0
----	BALDWIN	0	0	0.585	\$0	----	FULTON	0	0	0.585	\$0
----	BANKS	0	0	0.585	\$0	----	GILMER	0	0	0.585	\$0
----	BARROW	0	0	0.585	\$0	----	GLASCOCK	0	0	0.585	\$0
----	BARTOW	0	0	0.585	\$0	----	GLYNN	0	0	0.585	\$0
----	BEN HILL	0	0	0.585	\$0	----	GORDON	0	0	0.585	\$0
2	BERRIEN	85	11000	0.585	\$546,975	33	GRADY	5	3000	0.585	\$8,775
----	BIBB	0	0	0.585	\$0	28	GREENE	5	5000	0.585	\$14,625
----	BLECKLEY	0	0	0.585	\$0	----	GWINNETT	0	0	0.585	\$0
----	BRANTLEY	0	0	0.585	\$0	9	HABERSHAM	30	5500	0.585	\$96,525
14	BROOKS	15	5500	0.585	\$48,263	15	HALL	15	4800	0.585	\$42,120
----	BRYAN	0	0	0.585	\$0	----	HANCOCK	0	0	0.585	\$0
13	BULLOCH	16	5600	0.585	\$52,416	----	HARALSON	0	0	0.585	\$0
----	BURKE	0	0	0.585	\$0	----	HARRIS	0	0	0.585	\$0
----	BUTTS	0	0	0.585	\$0	----	HART	0	0	0.585	\$0
4	CALHOUN	150	1900	0.585	\$166,725	----	HEARD	0	0	0.585	\$0
----	CAMDEN	0	0	0.585	\$0	----	HENRY	0	0	0.585	\$0
18	CANDLER	4	12000	0.585	\$24,570	----	HOUSTON	0	0	0.585	\$0
41	CARROLL	5	500	0.585	\$1,463	1	IRWIN	429	5500	0.585	\$1,380,308
----	CATOOSA	0	0	0.585	\$0	----	JACKSON	0	0	0.585	\$0
----	CHARLTON	0	0	0.585	\$0	----	JASPER	0	0	0.585	\$0
----	CHATHAM	0	0	0.585	\$0	----	JEFF DAVIS	0	0	0.585	\$0
----	CHATTAHOOCHEE	0	0	0.585	\$0	----	JEFFERSON	0	0	0.585	\$0
----	CHATTOOGA	0	0	0.585	\$0	----	JENKINS	0	0	0.585	\$0
37	CHEROKEE	3	6000	0.163	\$2,925	44	JOHNSON	2	1000	0.585	\$1,170
----	CLARKE	0	0	0.585	\$0	----	JONES	0	0	0.585	\$0
----	CLAY	0	0	0.585	\$0	20	LAMAR	7	5500	0.585	\$22,523
45	CLAYTON	3	400	0.585	\$702	----	LANIER	0	0	0.585	\$0
----	CLINCH	0	0	0.585	\$0	16	LAURENS	9	5500	0.585	\$27,349
----	COBB	0	0	0.585	\$0	----	LEE	0	0	0.585	\$0
----	COFFEE	0	0	0.585	\$0	----	LIBERTY	0	0	0.585	\$0
6	COLQUITT	50	4500	0.585	\$131,625	----	LINCOLN	0	0	0.585	\$0
----	COLUMBIA	0	0	0.585	\$0	40	LONG	1	2800	0.585	\$1,638
----	COOK	0	0	0.585	\$0	----	LOWNDES	0	0	0.585	\$0
29	COWETA	5	5000	0.585	\$14,625	----	LUMPKIN	0	0	0.585	\$0
22	CRAWFORD	7	4800	0.585	\$19,656	----	MACON	0	0	0.585	\$0
----	CRISP	0	0	0.585	\$0	5	MADISON	55	5000	0.585	\$160,875
----	DADE	0	0	0.585	\$0	----	MARION	0	0	0.585	\$0
----	DAWSON	0	0	0.585	\$0	----	MCDUFFIE	0	0	0.585	\$0
35	DECATUR	1	6000	0.585	\$3,510	----	MCINTOSH	0	0	0.585	\$0
----	DEKALB	0	0	0.585	\$0	8	MERIWETHER	30	6500	0.585	\$114,075
----	DODGE	0	0	0.585	\$0	----	MILLER	0	0	0.585	\$0
----	DOOLY	0	0	0.585	\$0	----	MITCHELL	0	0	0.585	\$0
43	DOUGHERTY	1	2000	0.585	\$1,170	----	MONROE	0	0	0.585	\$0
----	DOUGLAS	0	0	0.585	\$0	----	MONTGOMERY	0	0	0.585	\$0
----	EARLY	0	0	0.585	\$0	----	MORGAN	0	0	0.585	\$0
----	ECHOLS	0	0	0.585	\$0	----	MURRAY	0	0	0.585	\$0
----	EFFINGHAM	0	0	0.585	\$0	----	MUSCOGEE	0	0	0.585	\$0
----	ELBERT	0	0	0.585	\$0	32	NEWTON	25	800	0.585	\$11,700
12	EMANUEL	16	5625	0.585	\$52,650	----	OCONEE	0	0	0.585	\$0
27	EVANS	5	5000	0.585	\$14,625	----	OGLETHORPE	0	0	0.585	\$0
----	FANNIN	0	0	0.585	\$0	----	PAULDING	0	0	0.585	\$0

Grape Farmgate Value, 1999

Rank	County	Acres	Yield	Price	Value
----	PEACH	0	0	0.585	\$0
----	PICKENS	0	0	0.585	\$0
----	PIERCE	0	0	0.585	\$0
10	PIKE	25	5500	0.585	\$80,438
----	POLK	0	0	0.585	\$0
----	PULASKI	0	0	0.585	\$0
----	PUTNAM	0	0	0.585	\$0
----	QUITMAN	0	0	0.585	\$0
38	RABUN	5	750	0.585	\$2,194
----	RANDOLPH	0	0	0.585	\$0
36	RICHMOND	1	5500	0.585	\$3,218
25	ROCKDALE	5	5500	0.585	\$16,088
----	SCHLEY	0	0	0.585	\$0
3	SCREVEN	200	4300	0.585	\$503,100
----	SEMINOLE	0	0	0.585	\$0
----	SPALDING	0	0	0.585	\$0
39	STEPHENS	2	1800	0.585	\$2,106
----	STEWART	0	0	0.585	\$0
----	SUMTER	0	0	0.585	\$0
----	TALBOT	0	0	0.585	\$0
21	TATTNALL	5	7000	0.585	\$20,475
26	TAYLOR	5	5500	0.585	\$16,088
----	TELFAIR	0	0	0.585	\$0
----	TERRELL	0	0	0.585	\$0
7	THOMAS	37	5290	0.585	\$114,502
----	TIFT	0	0	0.585	\$0
----	TOOMBS	0	0	0.585	\$0
----	TOWNS	0	0	0.585	\$0
----	TREUTLEN	0	0	0.585	\$0
19	TROUP	20	2000	0.585	\$23,400
----	TURNER	0	0	0.585	\$0
46	TWIGGS	2	150	0.585	\$176
34	UNION	5	1709	0.585	\$4,999
----	UPSON	0	0	0.585	\$0
11	WALKER	20	5000	0.585	\$58,500
----	WALTON	0	0	0.585	\$0
----	WARE	0	0	0.585	\$0
----	WARREN	0	0	0.585	\$0
24	WASHINGTON	6	5000	0.585	\$17,550
30	WAYNE	15	1500	0.585	\$13,163
----	WEBSTER	0	0	0.585	\$0
----	WHEELER	0	0	0.585	\$0
17	WHITE	10	4500	0.585	\$26,325
----	WHITFIELD	0	0	0.585	\$0
----	WILCOX	0	0	0.585	\$0
----	WILKES	0	0	0.585	\$0
----	WILKINSON	0	0	0.585	\$0
----	WORTH	0	0	0.585	\$0
Grape Totals		1,358			\$3,899,244

1998 GA Grape Total	\$5,238,180
1997 GA Total Misc. Fruit	\$27,626,052
1996 GA Total Misc. Fruit	\$19,705,989

Top Ten Counties, Grape Value						
Rank	County	Acres	Yield	Price	Value	
1	IRWIN	429	5500	0.585	\$1,380,308	
2	BERRIEN	85	11000	0.585	\$546,975	
3	SCREVEN	200	4300	0.585	\$503,100	
4	CALHOUN	150	1900	0.585	\$166,725	
5	MADISON	55	5000	0.585	\$160,875	
6	COLQUITT	50	4500	0.585	\$131,625	
7	THOMAS	37	5290	0.585	\$114,502	
8	MERIWETHER	30	6500	0.585	\$114,075	
9	HABERSHAM	30	5500	0.585	\$96,525	
10	PIKE	25	5500	0.585	\$80,438	



Peach Farmgate Value, 1999

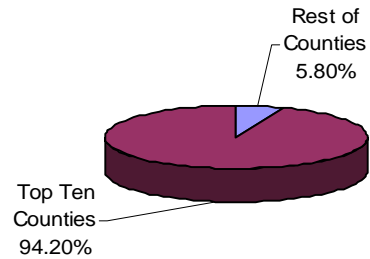
Rank	County	Acres	Yield	Price	Value	Rank	County	Acres	Yield	Price	Value
----	APPLING	0	0	0.36	\$0	----	FAYETTE	0	0	0.36	\$0
46	ATKINSON	2	6100	0.36	\$4,392	----	FLOYD	0	0	0.36	\$0
----	BACON	0	0	0.36	\$0	----	FORSYTH	0	0	0.36	\$0
----	BAKER	0	0	0.36	\$0	32	FRANKLIN	15	5000	0.36	\$27,000
----	BALDWIN	0	0	0.36	\$0	23	FULTON	25	5700	0.36	\$51,300
----	BANKS	0	0	0.36	\$0	11	GILMER	20	30400	0.36	\$215,840
----	BARROW	0	0	0.36	\$0	----	GLASCOCK	0	0	0.36	\$0
----	BARTOW	0	0	0.36	\$0	----	GLYNN	0	0	0.36	\$0
----	BEN HILL	0	0	0.36	\$0	----	GORDON	0	0	0.36	\$0
----	BERRIEN	0	0	0.36	\$0	----	GRADY	0	0	0.36	\$0
35	BIBB	9	5300	0.36	\$17,172	----	GREENE	0	0	0.36	\$0
15	BLECKLEY	457	600	0.36	\$98,712	48	GWINNETT	2	5000	0.36	\$3,600
40	BRANTLEY	8	3600	0.36	\$10,368	17	HABERSHAM	40	6100	0.36	\$87,840
14	BROOKS	1200	250	0.36	\$108,000	6	HALL	70	16500	0.53	\$612,150
52	BRYAN	2	200	0.36	\$144	----	HANCOCK	0	0	0.36	\$0
36	BULLOCH	22	2100	0.36	\$16,632	----	HARALSON	0	0	0.36	\$0
----	BURKE	0	0	0.36	\$0	----	HARRIS	0	0	0.36	\$0
18	BUTTS	35	6000	0.36	\$75,600	16	HART	42	6100	0.36	\$92,232
----	CALHOUN	0	0	0.36	\$0	----	HEARD	0	0	0.36	\$0
----	CAMDEN	0	0	0.36	\$0	12	HENRY	200	1000	1.00	\$200,000
----	CANDLER	0	0	0.36	\$0	----	HOUSTON	0	0	0.36	\$0
----	CARROLL	0	0	0.36	\$0	27	IRWIN	20	6100	0.36	\$43,920
----	CATOOSA	0	0	0.36	\$0	----	JACKSON	0	0	0.36	\$0
----	CHARLTON	0	0	0.36	\$0	----	JASPER	0	0	0.36	\$0
----	CHATHAM	0	0	0.36	\$0	----	JEFF DAVIS	0	0	0.36	\$0
----	CHATTAHOOCHEE	0	0	0.36	\$0	----	JEFFERSON	0	0	0.36	\$0
30	CHATTOOGA	20	4500	0.36	\$32,400	----	JENKINS	0	0	0.36	\$0
----	CHEROKEE	0	0	0.36	\$0	----	JOHNSON	0	0	0.36	\$0
----	CLARKE	0	0	0.36	\$0	----	JONES	0	0	0.36	\$0
----	CLAY	0	0	0.36	\$0	----	LAMAR	0	0	0.36	\$0
----	CLAYTON	0	0	0.36	\$0	----	LANIER	0	0	0.36	\$0
----	CLINCH	0	0	0.36	\$0	41	LAURENS	5	5000	0.36	\$9,000
----	COBB	0	0	0.36	\$0	----	LEE	0	0	0.36	\$0
----	COFFEE	0	0	0.36	\$0	----	LIBERTY	0	0	0.36	\$0
25	COLQUITT	25	5396	0.36	\$48,564	----	LINCOLN	0	0	0.36	\$0
----	COLUMBIA	0	0	0.36	\$0	----	LONG	0	0	0.36	\$0
10	COOK	100	6100	0.36	\$219,600	----	LOWNDES	0	0	0.36	\$0
49	COWETA	3	3000	0.36	\$3,240	----	LUMPKIN	0	0	0.36	\$0
3	CRAWFORD	1980	6600	0.36	\$4,704,480	4	MACON	1500	6750	0.36	\$3,645,000
----	CRISP	0	0	0.36	\$0	34	MADISON	12	5000	0.36	\$21,600
----	DADE	0	0	0.36	\$0	----	MARION	0	0	0.36	\$0
42	DAWSON	5	5000	0.36	\$9,000	----	MCDUFFIE	0	0	0.36	\$0
----	DECATUR	0	0	0.36	\$0	----	MCINTOSH	0	0	0.36	\$0
----	DEKALB	0	0	0.36	\$0	9	MERIWETHER	100	8500	0.36	\$306,000
13	DODGE	65	6000	0.36	\$140,400	----	MILLER	0	0	0.36	\$0
33	DOOLY	10	6100	0.36	\$21,960	----	MITCHELL	0	0	0.36	\$0
37	DOUGHERTY	8	5000	0.36	\$14,400	20	MONROE	30	6100	0.36	\$65,880
----	DOUGLAS	0	0	0.36	\$0	----	MONTGOMERY	0	0	0.36	\$0
----	EARLY	0	0	0.36	\$0	----	MORGAN	0	0	0.36	\$0
----	ECHOLS	0	0	0.36	\$0	----	MURRAY	0	0	0.36	\$0
----	EFFINGHAM	0	0	0.36	\$0	----	MUSCOGEE	0	0	0.36	\$0
----	ELBERT	0	0	0.36	\$0	51	NEWTON	2	200	0.36	\$144
----	EMANUEL	0	0	0.36	\$0	7	OCONEE	250	300	8.00	\$600,000
----	EVANS	0	0	0.36	\$0	----	OGLETHORPE	0	0	0.36	\$0
19	FANNIN	20	10000	0.36	\$72,000	39	PAULDING	6	6000	0.36	\$12,960

Peach Farmgate Value, 1999

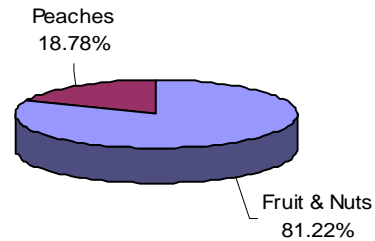
Rank	County	Acres	Yield	Price	Value
1	PEACH	6000	5500	0.36	\$11,880,000
----	PICKENS	0	0	0.36	\$0
5	PIERCE	165	11400	0.36	\$677,160
8	PIKE	225	6100	0.36	\$494,100
----	POLK	0	0	0.36	\$0
----	PULASKI	0	0	0.36	\$0
----	PUTNAM	0	0	0.36	\$0
----	QUITMAN	0	0	0.36	\$0
----	RABUN	0	0	0.36	\$0
----	RANDOLPH	0	0	0.36	\$0
----	RICHMOND	0	0	0.36	\$0
----	ROCKDALE	0	0	0.36	\$0
----	SCHLEY	0	0	0.36	\$0
50	SCREVEN	6	200	0.36	\$432
26	SEMINOLE	20	6300	0.36	\$45,360
45	SPALDING	20	300	1.00	\$6,000
44	STEPHENS	3	6000	0.36	\$6,480
31	STEWART	15	6100	0.36	\$32,062
----	SUMTER	0	0	0.36	\$0
----	TALBOT	0	0	0.36	\$0
21	TATTNALL	40	4500	0.36	\$64,800
2	TAYLOR	3150	6300	0.36	\$7,144,200
----	TELFAIR	0	0	0.36	\$0
----	TERRELL	0	0	0.36	\$0
----	THOMAS	0	0	0.36	\$0
22	TIFT	25	6100	0.36	\$54,900
----	TOOMBS	0	0	0.36	\$0
----	TOWNS	0	0	0.36	\$0
----	TREUTLEN	0	0	0.36	\$0
----	TROUP	0	0	0.36	\$0
----	TURNER	0	0	0.36	\$0
----	TWIGGS	0	0	0.36	\$0
----	UNION	0	0	0.36	\$0
29	UPSON	16	6000	0.36	\$34,560
----	WALKER	0	0	0.36	\$0
38	WALTON	6	6000	0.36	\$12,960
----	WARE	0	0	0.36	\$0
----	WARREN	0	0	0.36	\$0
43	WASHINGTC	5	5000	0.36	\$9,000
28	WAYNE	10	11425	0.36	\$41,130
24	WEBSTER	22	6300	0.36	\$49,896
----	WHEELER	0	0	0.36	\$0
----	WHITE	0	0	0.36	\$0
----	WHITFIELD	0	0	0.36	\$0
----	WILCOX	0	0	0.36	\$0
----	WILKES	0	0	0.36	\$0
----	WILKINSON	0	0	0.36	\$0
47	WORTH	2	5000	0.36	\$3,600
Peach Totals		16,040			\$32,148,170

Top Ten Counties, Peach Value					
Rank	County	Acres	Yield	Price	Value
1	PEACH	6000	5500	0.36	\$11,880,000
2	TAYLOR	3150	6300	0.36	\$7,144,200
3	CRAWFORD	1980	6600	0.36	\$4,704,480
4	MACON	1500	6750	0.36	\$3,645,000
5	PIERCE	165	11400	0.36	\$677,160
6	HALL	70	16500	0.53	\$612,150
7	OCONEE	250	300	8.00	\$600,000
8	PIKE	225	6100	0.36	\$494,100
9	MERIWETHER	100	8500	0.36	\$306,000
10	COOK	100	6100	0.36	\$219,600

Top Ten Counties as % of Peaches



Peach % of Fruit & Nut Value



1998 GA Peach Total	\$17,142,650
1997 GA Peach Total	\$48,716,727
1996 GA Peach Total	\$11,687,084

Pecan Farmgate Value, 1999

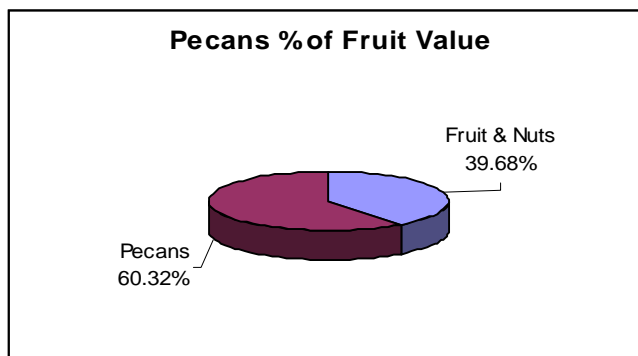
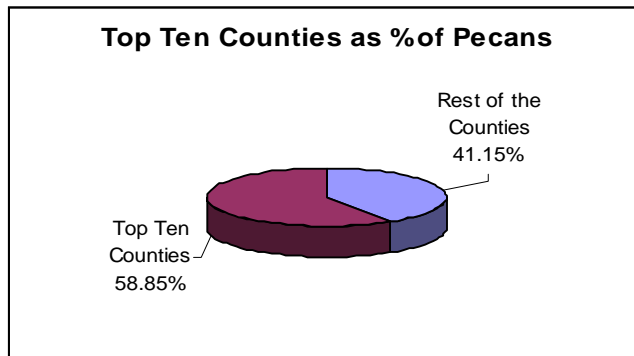
Rank	County	Acres	Yield	Price	Value	Rank	County	Acres	Yield	Price	Value
51	APPLING	300	1000	0.846	\$253,800	----	FAYETTE	0	0	0.846	\$0
67	ATKINSON	195	800	0.846	\$131,976	----	FLOYD	0	0	0.846	\$0
70	BACON	132	800	0.846	\$89,338	----	FORSYTH	0	0	0.846	\$0
54	BAKER	500	500	0.846	\$211,500	94	FRANKLIN	25	500	0.846	\$10,575
76	BALDWIN	95	600	0.846	\$48,222	----	FULTON	0	0	0.846	\$0
----	BANKS	0	0	0.846	\$0	----	GILMER	0	0	0.846	\$0
91	BARROW	30	800	0.846	\$20,304	98	GLASCOCK	100	100	0.846	\$8,460
----	BARTOW	0	0	0.846	\$0	----	GLYNN	0	0	0.846	\$0
15	BEN HILL	2000	1150	0.846	\$1,945,800	----	GORDON	0	0	0.846	\$0
21	BERRIEN	2262	641	0.846	\$1,226,651	29	GRADY	2100	450	0.846	\$799,470
64	BIBB	425	400	0.846	\$143,820	----	GREENE	0	0	0.846	\$0
66	BLECKLEY	238	700	0.846	\$140,944	----	GWINNETT	0	0	0.846	\$0
78	BRANTLEY	100	500	0.846	\$42,300	----	HABERSHAM	0	0	0.846	\$0
34	BROOKS	1600	450	0.846	\$609,120	99	HALL	5	650	0.846	\$2,750
----	BRYAN	0	0	0.846	\$0	60	HANCOCK	650	300	0.846	\$164,970
20	BULLOCH	1400	1100	0.846	\$1,302,840	100	HARALSON	10	170	0.846	\$1,438
10	BURKE	3000	1000	0.846	\$2,538,000	25	HARRIS	750	1480	0.846	\$939,060
92	BUTTS	20	1000	0.846	\$16,920	57	HART	135	1500	0.846	\$171,315
14	CALHOUN	3100	800	0.846	\$2,098,080	----	HEARD	0	0	0.846	\$0
----	CAMDEN	0	0	0.846	\$0	72	HENRY	150	650	0.846	\$82,485
11	CANDLER	1450	2000	0.846	\$2,453,400	16	HOUSTON	2890	700	0.846	\$1,711,636
----	CARROLL	0	0	0.846	\$0	46	IRWIN	939	400	0.846	\$317,758
----	CATOOSA	0	0	0.846	\$0	----	JACKSON	0	0	0.846	\$0
81	CHARLTON	85	500	0.846	\$35,955	48	JASPER	500	700	0.846	\$296,100
----	CHATHAM	0	0	0.846	\$0	89	JEFF DAVIS	35	700	0.846	\$20,727
----	CHATTAHOOCHEE	0	0	0.846	\$0	30	JEFFERSON	1317	700	0.846	\$779,927
90	CHATTOOGA	20	1200	0.846	\$20,304	54	JENKINS	625	400	0.846	\$211,500
----	CHEROKEE	0	0	0.846	\$0	63	JOHNSON	265	650	0.846	\$145,724
----	CLARKE	0	0	0.846	\$0	71	JONES	350	300	0.846	\$88,830
----	CLAY	0	0	0.846	\$0	73	LAMAR	200	420	0.846	\$71,064
----	CLAYTON	0	0	0.846	\$0	18	LANIER	1600	1157	0.846	\$1,566,115
97	CLINCH	95	110	0.846	\$8,841	45	LAURENS	750	600	0.846	\$380,700
----	COBB	0	0	0.846	\$0	3	LEE	9000	1200	0.846	\$9,136,800
75	COFFEE	245	250	0.846	\$51,818	----	LIBERTY	0	0	0.846	\$0
33	COLQUITT	1100	788	0.846	\$733,313	----	LINCOLN	0	0	0.846	\$0
----	COLUMBIA	0	0	0.846	\$0	101	LONG	2	800	0.846	\$1,354
35	COOK	700	1000	0.846	\$592,200	8	LOWNDES	5000	700	0.846	\$2,961,000
----	COWETA	0	0	0.846	\$0	----	LUMPKIN	0	0	0.846	\$0
40	CRAWFORD	1520	350	0.846	\$450,072	7	MACON	5500	700	0.846	\$3,257,100
8	CRISP	5000	700	0.846	\$2,961,000	93	MADISON	17	1000	0.846	\$14,382
----	DADE	0	0	0.846	\$0	59	MARION	100	2000	0.846	\$169,200
----	DAWSON	0	0	0.846	\$0	86	MCDUFFIE	80	400	0.846	\$27,072
23	DECATUR	1573	800	0.846	\$1,064,606	----	MCINTOSH	0	0	0.846	\$0
----	DEKALB	0	0	0.846	\$0	80	MERIWETHER	350	125	0.846	\$37,013
43	DODGE	800	600	0.846	\$406,080	----	MILLER	0	0	0.846	\$0
13	DOOLY	3000	925	0.846	\$2,347,650	2	MITCHELL	18000	900	0.846	\$13,705,200
1	DOUGHERTY	15000	1100	0.846	\$13,959,000	----	MONROE	0	0	0.846	\$0
----	DOUGLAS	0	0	0.846	\$0	36	MONTGOMERY	750	900	0.846	\$571,050
50	EARLY	400	800	0.846	\$270,720	62	MORGAN	250	700	0.846	\$148,050
----	ECHOLS	0	0	0.846	\$0	----	MURRAY	0	0	0.846	\$0
83	EFFINGHAM	50	750	0.846	\$31,725	----	MUSCOGEE	0	0	0.846	\$0
85	ELBERT	40	800	0.846	\$27,072	88	NEWTON	35	700	0.846	\$20,727
37	EMANUEL	1000	641	0.846	\$542,286	----	OCONEE	0	0	0.846	\$0
53	EVANS	361	750	0.846	\$229,055	----	OGLETHORPE	0	0	0.846	\$0
----	FANNIN	0	0	0.846	\$0	96	PAULDING	6	1800	0.846	\$9,137

Pecan Farmgate Value, 1999

Rank	County	Acres	Yield	Price	Value
5	PEACH	6800	750	0.846	\$4,314,600
----	PICKENS	0	0	0.846	\$0
17	PIERCE	1600	1200	0.846	\$1,624,320
52	PIKE	400	700	0.846	\$236,880
----	POLK	0	0	0.846	\$0
32	PULASKI	1200	750	0.846	\$761,400
95	PUTNAM	130	89	0.846	\$9,788
----	QUITMAN	0	0	0.846	\$0
----	RABUN	0	0	0.846	\$0
39	RANDOLPH	880	650	0.846	\$483,912
58	RICHMOND	250	800	0.846	\$169,200
----	ROCKDALE	0	0	0.846	\$0
38	SCHLEY	650	900	0.846	\$494,910
22	SCREVEN	2000	700	0.846	\$1,184,400
28	SEMINOLE	1025	1000	0.846	\$867,150
----	SPALDING	0	0	0.846	\$0
----	STEPHENS	0	0	0.846	\$0
61	STEWART	346	550	0.846	\$161,180
4	SUMTER	5900	900	0.846	\$4,492,260
74	TALBOT	30	2100	0.846	\$53,298
12	TATTNALL	3200	900	0.846	\$2,436,480
82	TAYLOR	145	285	0.846	\$34,961
47	TELFAIR	1200	300	0.846	\$304,560
19	TERRELL	1500	1200	0.846	\$1,522,800
6	THOMAS	3470	1170	0.846	\$3,434,675
44	TIFT	564	850	0.846	\$405,572
79	TOOMBS	461	100	0.846	\$39,001
----	TOWNS	0	0	0.846	\$0
77	TREUTLEN	80	690	0.846	\$46,699
87	TROUP	25	1220	0.846	\$25,803
24	TURNER	1136	1000	0.846	\$961,056
68	TWIGGS	300	500	0.846	\$126,900
----	UNION	0	0	0.846	\$0
84	UPSON	100	350	0.846	\$29,610
----	WALKER	0	0	0.846	\$0
68	WALTON	80	1875	0.846	\$126,900
26	WARE	1700	650	0.846	\$934,830
56	WARREN	250	900	0.846	\$190,350
27	WASHINGTON	2500	425	0.846	\$898,875
65	WAYNE	225	750	0.846	\$142,763
49	WEBSTER	555	600	0.846	\$281,718
42	WHEELER	395	1285	0.846	\$429,408
----	WHITE	0	0	0.846	\$0
----	WHITFIELD	0	0	0.846	\$0
31	WILCOX	1800	500	0.846	\$761,400
----	WILKES	0	0	0.846	\$0
----	WILKINSON	0	0	0.846	\$0
41	WORTH	847	600	0.846	\$429,937
Pecan Totals		142,067			\$103,250,994

1998 GA Pecan Total	\$58,312,129
1997 GA Pecan Total	\$91,945,720
1996 GA Pecan Total	\$68,874,589

Top Ten Counties, Pecan Value					
Rank	County	Acres	Yield	Price	Value
1	DOUGHERTY	15000	1100	0.846	\$13,959,000
2	MITCHELL	18000	900	0.846	\$13,705,200
3	LEE	9000	1200	0.846	\$9,136,800
4	SUMTER	5900	900	0.846	\$4,492,260
5	PEACH	6800	750	0.846	\$4,314,600
6	THOMAS	3470	1170	0.846	\$3,434,675
7	MACON	5500	700	0.846	\$3,257,100
8	CRISP	5000	700	0.846	\$2,961,000
9	LOWNDES	5000	700	0.846	\$2,961,000
10	BURKE	3000	1000	0.846	\$2,538,000



Strawberry Farmgate Value, 1999

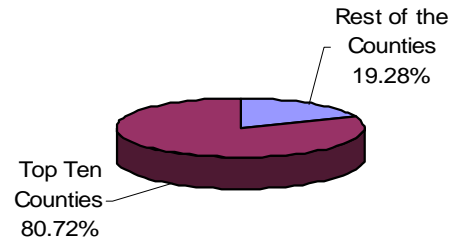
Rank	County	Acres	Yield	Price	Value	Rank	County	Acres	Yield	Price	Value
1	APPLING	5	28000	0.617	\$86,380	21	FAYETTE	15	2500	0.617	\$23,138
----	ATKINSON	0	0	0.617	\$0	----	FLOYD	0	0	0.617	\$0
----	BACON	0	0	0.617	\$0	----	FORSYTH	0	0	0.617	\$0
----	BAKER	0	0	0.617	\$0	----	FRANKLIN	0	0	0.617	\$0
----	BALDWIN	0	0	0.617	\$0	----	FULTON	0	0	0.617	\$0
----	BANKS	0	0	0.617	\$0	44	GILMER	1	1500	1.830	\$2,745
----	BARROW	0	0	0.617	\$0	----	GLASCOCK	0	0	0.617	\$0
----	BARTOW	0	0	0.617	\$0	----	GLYNN	0	0	0.617	\$0
----	BEN HILL	0	0	0.617	\$0	----	GORDON	0	0	0.617	\$0
24	BERRIEN	2	18000	0.617	\$16,659	----	GRADY	0	0	0.617	\$0
35	BIBB	2	4000	0.617	\$4,936	----	GREENE	0	0	0.617	\$0
----	BLECKLEY	0	0	0.617	\$0	29	GWINNETT	2	8000	0.617	\$9,872
28	BRANTLEY	2	14000	0.617	\$12,957	31	HABERSHAM	3	3980	0.617	\$7,367
19	BROOKS	12	3980	0.617	\$29,468	----	HALL	0	0	0.617	\$0
----	BRYAN	0	0	0.617	\$0	----	HANCOCK	0	0	0.617	\$0
10	BULLOCH	12	4700	0.617	\$34,799	----	HARALSON	0	0	0.617	\$0
23	BURKE	5	4000	1.000	\$20,000	----	HARRIS	0	0	0.617	\$0
----	BUTTS	0	0	0.617	\$0	20	HART	2	19000	0.617	\$23,446
----	CALHOUN	0	0	0.617	\$0	----	HEARD	0	0	0.617	\$0
32	CAMDEN	1	21000	0.617	\$6,479	----	HENRY	0	0	0.617	\$0
33	CANDLER	5	2000	0.617	\$6,170	----	HOUSTON	0	0	0.617	\$0
----	CARROLL	0	0	0.617	\$0	----	IRWIN	0	0	0.617	\$0
----	CATOOSA	0	0	0.617	\$0	----	JACKSON	0	0	0.617	\$0
----	CHARLTON	0	0	0.617	\$0	----	JASPER	0	0	0.617	\$0
22	CHATHAM	3	13460	0.617	\$20,762	----	JEFF DAVIS	0	0	0.617	\$0
----	CHATTAHOOCHEE	0	0	0.617	\$0	11	JEFFERSON	1	39800	0.617	\$34,379
----	CHATTOOGA	0	0	0.617	\$0	----	JENKINS	0	0	0.617	\$0
----	CHEROKEE	0	0	0.617	\$0	----	JOHNSON	0	0	0.617	\$0
----	CLARKE	0	0	0.617	\$0	----	JONES	0	0	0.617	\$0
----	CLAY	0	0	0.617	\$0	41	LAMAR	2	3400	0.617	\$4,196
----	CLAYTON	0	0	0.617	\$0	----	LANIER	0	0	0.617	\$0
30	CLINCH	1	9000	1.250	\$8,438	----	LAURENS	0	0	0.617	\$0
----	COBB	0	0	0.617	\$0	9	LEE	3	20000	0.617	\$37,020
40	COFFEE	2	5000	0.617	\$4,628	----	LIBERTY	0	0	0.617	\$0
----	COLQUITT	0	0	0.617	\$0	----	LINCOLN	0	0	0.617	\$0
----	COLUMBIA	0	0	0.617	\$0	----	LONG	0	0	0.617	\$0
----	COOK	0	0	0.617	\$0	----	LOWNDES	0	0	0.617	\$0
----	COWETA	0	0	0.617	\$0	----	LUMPKIN	0	0	0.617	\$0
39	CRAWFORD	2	3800	0.617	\$4,689	16	MACON	5	4000	1.500	\$30,000
----	CRISP	0	0	0.617	\$0	----	MADISON	0	0	0.617	\$0
----	DADE	0	0	0.617	\$0	----	MARION	0	0	0.617	\$0
----	DAWSON	0	0	0.617	\$0	----	MCDUFFIE	0	0	0.617	\$0
----	DECATUR	0	0	0.617	\$0	----	MCINTOSH	0	0	0.617	\$0
----	DEKALB	0	0	0.617	\$0	----	MERIWETHER	0	0	0.617	\$0
36	DODGE	2	3980	0.617	\$4,911	----	MILLER	0	0	0.617	\$0
----	DOOLY	0	0	0.617	\$0	33	MITCHELL	1	10000	0.617	\$6,170
----	DOUGHERTY	0	0	0.617	\$0	----	MONROE	0	0	0.617	\$0
----	DOUGLAS	0	0	0.617	\$0	----	MONTGOMERY	0	0	0.617	\$0
----	EARLY	0	0	0.617	\$0	----	MORGAN	0	0	0.617	\$0
----	ECHOLS	0	0	0.617	\$0	----	MURRAY	0	0	0.617	\$0
25	EFFINGHAM	2	12500	0.617	\$15,425	----	MUSCOGEE	0	0	0.617	\$0
45	ELBERT	2	1800	0.617	\$2,221	48	NEWTON	1	1200	0.617	\$740
----	EMANUEL	0	0	0.617	\$0	6	OCONEE	5	15000	0.617	\$41,648
----	EVANS	0	0	0.617	\$0	----	OGLETHORPE	0	0	0.617	\$0
----	FANNIN	0	0	0.617	\$0	----	PAULDING	0	0	0.617	\$0

Strawberry Farmgate Value, 1999

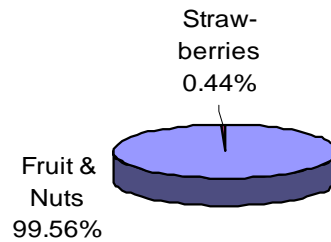
Rank	County	Acres	Yield	Price	Value
2	PEACH	4	20000	0.617	\$49,360
----	PICKENS	0	0	0.617	\$0
46	PIERCE	1	3000	0.617	\$1,851
9	PIKE	10	6000	0.617	\$37,020
----	POLK	0	0	0.617	\$0
----	PULASKI	0	0	0.617	\$0
----	PUTNAM	0	0	0.617	\$0
----	QUITMAN	0	0	0.617	\$0
----	RABUN	0	0	0.617	\$0
----	RANDOLPH	0	0	0.617	\$0
----	RICHMOND	0	0	0.617	\$0
7	ROCKDALE	9	7000	0.617	\$38,871
----	SCHLEY	0	0	0.617	\$0
42	SCREVEN	4	1215	0.617	\$2,999
----	SEMINOLE	0	0	0.617	\$0
----	SPALDING	0	0	0.617	\$0
----	STEPHENS	0	0	0.617	\$0
----	STEWART	0	0	0.617	\$0
----	SUMTER	0	0	0.617	\$0
----	TALBOT	0	0	0.617	\$0
----	TATTNALL	0	0	0.617	\$0
26	TAYLOR	6	4000	0.617	\$14,808
----	TELFAIR	0	0	0.617	\$0
----	TERRELL	0	0	0.617	\$0
----	THOMAS	0	0	0.617	\$0
----	TIFT	0	0	0.617	\$0
----	TOOMBS	0	0	0.617	\$0
----	TOWNS	0	0	0.617	\$0
----	TREUTLEN	0	0	0.617	\$0
----	TROUP	0	0	0.617	\$0
9	TURNER	3	20000	0.617	\$37,020
----	TWIGGS	0	0	0.617	\$0
----	UNION	0	0	0.617	\$0
----	UPSON	0	0	0.617	\$0
----	WALKER	0	0	0.617	\$0
----	WALTON	0	0	0.617	\$0
----	WARE	0	0	0.617	\$0
----	WARREN	0	0	0.617	\$0
----	WASHINGTON	0	0	0.617	\$0
17	WAYNE	4	12000	0.617	\$29,616
----	WEBSTER	0	0	0.617	\$0
----	WHEELER	0	0	0.617	\$0
----	WHITE	0	0	0.617	\$0
----	WHITFIELD	0	0	0.617	\$0
4	WILCOX	2	18000	1.250	\$45,000
----	WILKES	0	0	0.617	\$0
----	WILKINSON	0	0	0.617	\$0
36	WORTH	2	3980	0.617	\$4,911
Strawberry Totals		143			\$761,097

Top Ten Counties, Strawberry Value					
Rank	County	Acres	Yield	Price	Value
1	APPLING	5	28000	0.617	\$86,380
2	PEACH	4	20000	0.617	\$49,360
2	PEACH	4	20000	0.617	\$49,360
4	WILCOX	2	18000	1.250	\$45,000
4	WILCOX	2	18000	1.250	\$45,000
6	OCONEE	5	15000	0.617	\$41,648
7	ROCKDALE	9	7000	0.617	\$38,871
7	ROCKDALE	9	7000	0.617	\$38,871
9	PIKE	10	6000	0.617	\$37,020
9	TURNER	3	20000	0.617	\$37,020
9	LEE	3	20000	0.617	\$37,020
9	PIKE	10	6000	0.617	\$37,020
9	TURNER	3	20000	0.617	\$37,020
10	BULLOCH	12	4700	0.617	\$34,799

Top Ten Counties as % of Strawberries



Strawberries % of Fruit Value

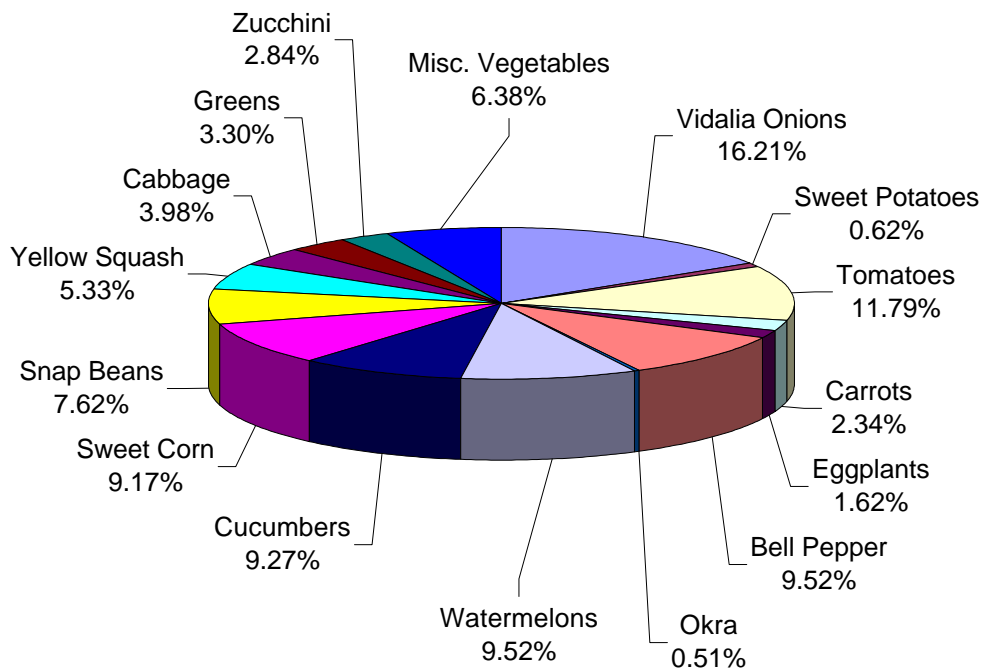


Misc. Fruits & Nuts Farmgate Value, 1999

Rank	County	Value	Rank	County	Value
----	APPLING	\$0	10	FAYETTE	\$16,120
----	ATKINSON	\$0	----	FLOYD	\$0
----	BACON	\$0	----	FORSYTH	\$0
----	BAKER	\$0	----	FRANKLIN	\$0
----	BALDWIN	\$0	----	FULTON	\$0
----	BANKS	\$0	15	GILMER	\$5,000
----	BARROW	\$0	----	GLASCOCK	\$0
----	BARTOW	\$0	----	GLYNN	\$0
3	BEN HILL	\$2,408,250	----	GORDON	\$0
----	BERRIEN	\$0	----	GRADY	\$0
----	BIBB	\$0	----	GREENE	\$0
----	BLECKLEY	\$0	----	GWINNETT	\$0
----	BRANTLEY	\$0	----	HABERSHAM	\$0
----	BROOKS	\$0	----	HALL	\$0
----	BRYAN	\$0	6	HANCOCK	\$85,000
12	BULLOCH	\$7,820	13	HARALSON	\$5,500
----	BURKE	\$0	----	HARRIS	\$0
----	BUTTS	\$0	----	HART	\$0
----	CALHOUN	\$0	----	HEARD	\$0
----	CAMDEN	\$0	----	HENRY	\$0
----	CANDLER	\$0	----	HOUSTON	\$0
----	CARROLL	\$0	----	IRWIN	\$0
----	CATOOSA	\$0	----	JACKSON	\$0
----	CHARLTON	\$0	----	JASPER	\$0
----	CHATHAM	\$0	----	JEFF DAVIS	\$0
----	CHATTAHOOCHEE	\$0	18	JEFFERSO	\$2,000
----	CHATTOOGA	\$0	----	JENKINS	\$0
----	CHEROKEE	\$0	----	JOHNSON	\$0
----	CLARKE	\$0	----	JONES	\$0
----	CLAY	\$0	----	LAMAR	\$0
----	CLAYTON	\$0	----	LANIER	\$0
----	CLINCH	\$0	----	LAURENS	\$0
----	COBB	\$0	----	LEE	\$0
----	COFFEE	\$0	----	LIBERTY	\$0
----	COLQUITT	\$0	----	LINCOLN	\$0
----	COLUMBIA	\$0	----	LONG	\$0
----	COOK	\$0	----	LOWNDES	\$0
----	COWETA	\$0	----	LUMPKIN	\$0
11	CRAWFORD	\$10,000	----	MACON	\$0
----	CRISP	\$0	----	MADISON	\$0
----	DADE	\$0	----	MARION	\$0
----	DAWSON	\$0	----	MCDUFFIE	\$0
----	DECATUR	\$0	----	MCINTOSH	\$0
----	DEKALB	\$0	19	MERIWETHER	\$1,000
----	DODGE	\$0	----	MILLER	\$0
----	DOOLY	\$0	----	MITCHELL	\$0
----	DOUGHERTY	\$0	----	MONROE	\$0
----	DOUGLAS	\$0	2	MONTGOMERY	\$4,253,637
----	EARLY	\$0	----	MORGAN	\$0
----	ECHOLS	\$0	----	MURRAY	\$0
----	EFFINGHAM	\$0	----	MUSCOGEE	\$0
----	ELBERT	\$0	19	NEWTON	\$1,000
----	EMANUEL	\$0	14	OCONEE	\$5,100
7	EVANS	\$40,000	----	OGLETHORPE	\$0
----	FANNIN	\$0	----	PAULDING	\$0

1999 Georgia Farmgate Value Vegetable Production

1999 Vegetable Farmgate Value



Bell Pepper Farmgate Value, 1999

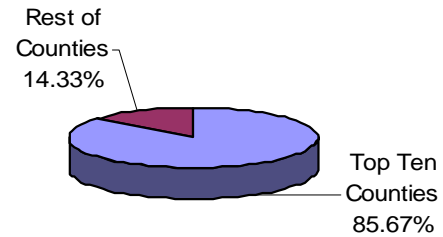
Rank	County	Acres	Yield	Price	Value	Rank	County	Acres	Yield	Price	Value
----	APPLING	0	0	10.00	\$0	33	FAYETTE	1	1000	10.00	\$10,000
10	ATKINSON	187	750	10.00	\$1,402,500	----	FLOYD	0	0	10.00	\$0
27	BACON	10	700	10.00	\$70,000	----	FORSYTH	0	0	10.00	\$0
21	BAKER	25	1200	10.00	\$300,000	----	FRANKLIN	0	0	10.00	\$0
----	BALDWIN	0	0	10.00	\$0	----	FULTON	0	0	10.00	\$0
----	BANKS	0	0	10.00	\$0	----	GILMER	0	0	10.00	\$0
----	BARROW	0	0	10.00	\$0	----	GLASCOCK	0	0	10.00	\$0
----	BARTOW	0	0	10.00	\$0	----	GLYNN	0	0	10.00	\$0
----	BEN HILL	0	0	10.00	\$0	36	GORDON	1	460	10.00	\$3,450
17	BERRIEN	86	573	10.00	\$492,780	15	GRADY	52	1200	10.00	\$624,000
----	BIBB	0	0	10.00	\$0	----	GREENE	0	0	10.00	\$0
----	BLECKLEY	0	0	10.00	\$0	----	GWINNETT	0	0	10.00	\$0
----	BRANTLEY	0	0	10.00	\$0	----	HABERSHAM	0	0	10.00	\$0
4	BROOKS	300	900	10.00	\$2,700,000	34	HALL	1	600	10.00	\$6,000
----	BRYAN	0	0	10.00	\$0	----	HANCOCK	0	0	10.00	\$0
----	BULLOCH	0	0	10.00	\$0	----	HARALSON	0	0	10.00	\$0
----	BURKE	0	0	10.00	\$0	37	HARRIS	3	70	10.00	\$2,100
----	BUTTS	0	0	10.00	\$0	----	HART	0	0	10.00	\$0
----	CALHOUN	0	0	10.00	\$0	----	HEARD	0	0	10.00	\$0
----	CAMDEN	0	0	10.00	\$0	----	HENRY	0	0	10.00	\$0
----	CANDLER	0	0	10.00	\$0	----	HOUSTON	0	0	10.00	\$0
----	CARROLL	0	0	10.00	\$0	----	IRWIN	0	0	10.00	\$0
35	CATOOSA	2	250	10.00	\$5,000	----	JACKSON	0	0	10.00	\$0
----	CHARLTON	0	0	10.00	\$0	----	JASPER	0	0	10.00	\$0
----	CHATHAM	0	0	10.00	\$0	----	JEFF DAVIS	0	0	10.00	\$0
----	CHATTAHOOCHEE	0	0	10.00	\$0	----	JEFFERSON	0	0	10.00	\$0
----	CHATTOOGA	0	0	10.00	\$0	----	JENKINS	0	0	10.00	\$0
----	CHEROKEE	0	0	10.00	\$0	----	JOHNSON	0	0	10.00	\$0
----	CLARKE	0	0	10.00	\$0	----	JONES	0	0	10.00	\$0
----	CLAY	0	0	10.00	\$0	----	LAMAR	0	0	10.00	\$0
31	CLAYTON	2	800	10.00	\$16,000	26	LANIER	10	875	10.00	\$87,500
18	CLINCH	34	1225	10.00	\$416,500	----	LAURENS	0	0	10.00	\$0
----	COBB	0	0	10.00	\$0	12	LEE	88	843	10.00	\$741,840
8	COFFEE	180	850	10.00	\$1,530,000	20	LIBERTY	36	1000	10.00	\$360,000
1	COLQUITT	1000	1150	10.00	\$11,500,000	----	LINCOLN	0	0	10.00	\$0
----	COLUMBIA	0	0	10.00	\$0	----	LONG	0	0	10.00	\$0
3	COOK	800	800	10.00	\$6,400,000	7	LOWNDES	150	1300	10.00	\$1,950,000
----	COWETA	0	0	10.00	\$0	----	LUMPKIN	0	0	10.00	\$0
----	CRAWFORD	0	0	10.00	\$0	24	MACON	35	400	10.00	\$140,000
----	CRISP	0	0	10.00	\$0	----	MADISON	0	0	10.00	\$0
----	DADE	0	0	10.00	\$0	----	MARION	0	0	10.00	\$0
----	DAWSON	0	0	10.00	\$0	----	MCDUFFIE	0	0	10.00	\$0
----	DECATUR	0	0	10.00	\$0	----	MCINTOSH	0	0	10.00	\$0
----	DEKALB	0	0	10.00	\$0	----	MERIWETHER	0	0	10.00	\$0
----	DODGE	0	0	10.00	\$0	----	MILLER	0	0	10.00	\$0
----	DOOLY	0	0	10.00	\$0	16	MITCHELL	109	500	10.00	\$545,000
----	DOUGHERTY	0	0	10.00	\$0	----	MONROE	0	0	10.00	\$0
----	DOUGLAS	0	0	10.00	\$0	28	MONTGOMERY	15	400	10.00	\$60,000
----	EARLY	0	0	10.00	\$0	----	MORGAN	0	0	10.00	\$0
2	ECHOLS	841	1294	10.00	\$10,882,540	----	MURRAY	0	0	10.00	\$0
----	EFFINGHAM	0	0	10.00	\$0	----	MUSCOGEE	0	0	10.00	\$0
----	ELBERT	0	0	10.00	\$0	----	NEWTON	0	0	10.00	\$0
----	EMANUEL	0	0	10.00	\$0	----	OCONEE	0	0	10.00	\$0
----	EVANS	0	0	10.00	\$0	----	OGLETHORPE	0	0	10.00	\$0
----	FANNIN	0	0	10.00	\$0	----	PAULDING	0	0	10.00	\$0

Bell Pepper Farmgate Value, 1999

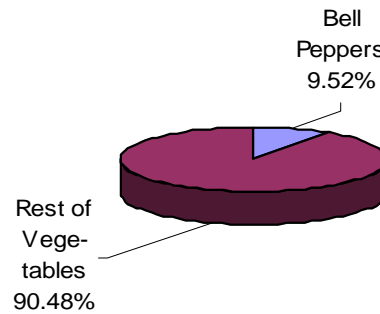
Rank	County	Acres	Yield	Price	Value
----	PEACH	0	0	10.00	\$0
----	PICKENS	0	0	10.00	\$0
----	PIERCE	0	0	10.00	\$0
23	PIKE	20	1000	10.00	\$200,000
----	POLK	0	0	10.00	\$0
----	PULASKI	0	0	10.00	\$0
----	PUTNAM	0	0	10.00	\$0
----	QUITMAN	0	0	10.00	\$0
----	RABUN	0	0	10.00	\$0
----	RANDOLPH	0	0	10.00	\$0
----	RICHMOND	0	0	10.00	\$0
----	ROCKDALE	0	0	10.00	\$0
----	SCHLEY	0	0	10.00	\$0
19	SCREVEN	38	1100	10.00	\$412,500
11	SEMINOLE	65	1200	10.00	\$780,000
----	SPALDING	0	0	10.00	\$0
----	STEPHENS	0	0	10.00	\$0
----	STEWART	0	0	10.00	\$0
5	SUMTER	337	700	10.00	\$2,359,000
----	TALBOT	0	0	10.00	\$0
----	TATTNALL	0	0	10.00	\$0
----	TAYLOR	0	0	10.00	\$0
----	TELFAIR	0	0	10.00	\$0
----	TERRELL	0	0	10.00	\$0
13	THOMAS	83	890	10.00	\$738,700
6	TIFT	185	1200	10.00	\$2,220,000
22	TOOMBS	50	500	10.00	\$250,000
----	TOWNS	0	0	10.00	\$0
----	TREUTLEN	0	0	10.00	\$0
----	TROUP	0	0	10.00	\$0
14	TURNER	68	1000	10.00	\$680,000
32	TWIGGS	5	250	10.00	\$12,500
25	UNION	10	1100	10.00	\$110,000
----	UPSON	0	0	10.00	\$0
----	WALKER	0	0	10.00	\$0
----	WALTON	0	0	10.00	\$0
9	WARE	250	600	10.00	\$1,500,000
----	WARREN	0	0	10.00	\$0
----	WASHINGTON	0	0	10.00	\$0
30	WAYNE	5	350	10.00	\$17,500
----	WEBSTER	0	0	10.00	\$0
----	WHEELER	0	0	10.00	\$0
----	WHITE	0	0	10.00	\$0
----	WHITFIELD	0	0	10.00	\$0
----	WILCOX	0	0	10.00	\$0
----	WILKES	0	0	10.00	\$0
38	WILKINSON	1	80	10.00	\$400
29	WORTH	2	1000	10.00	\$20,000
Bell Pepper Totals		4,864			\$49,545,810

Top Ten Counties, Bell Pepper Value					
Rank	County	Acres	Yield	Price	Value
1	COLQUITT	1000	1150	10.00	\$11,500,000
2	ECHOLS	841	1294	10.00	\$10,882,540
3	COOK	800	800	10.00	\$6,400,000
4	BROOKS	300	900	10.00	\$2,700,000
5	SUMTER	337	700	10.00	\$2,359,000
6	TIFT	185	1200	10.00	\$2,220,000
7	LOWNDES	150	1300	10.00	\$1,950,000
8	COFFEE	180	850	10.00	\$1,530,000
9	WARE	250	600	10.00	\$1,500,000
10	ATKINSON	187	750	10.00	\$1,402,500

Top Ten Counties as % of Bell Peppers



Bell Peppers % of Vegetable Value



1998 GA Bell Pepper Total	\$25,322,018
1997 GA All Vegetable Total	\$326,524,524
1996 GA All Vegetable Total	\$341,091,271

Cabbage Farmgate Value, 1999

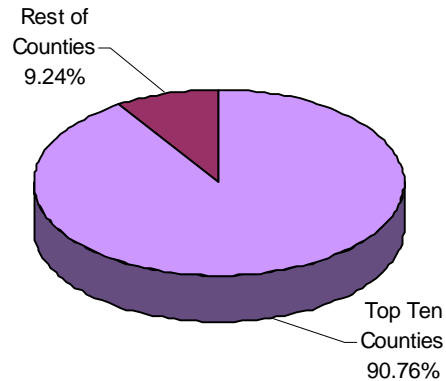
Rank	County	Acres	Yield	Price	Value	Rank	County	Acres	Yield	Price	Value
----	APPLING	0	0	4.80	\$0	34	FAYETTE	1	120	4.80	\$576
4	ATKINSON	309	500	4.80	\$741,600	----	FLOYD	0	0	4.80	\$0
19	BACON	40	600	4.80	\$115,200	----	FORSYTH	0	0	4.80	\$0
----	BAKER	0	0	4.80	\$0	----	FRANKLIN	0	0	4.80	\$0
----	BALDWIN	0	0	4.80	\$0	----	FULTON	0	0	4.80	\$0
----	BANKS	0	0	4.80	\$0	26	GILMER	10	140	4.80	\$6,720
----	BARROW	0	0	4.80	\$0	----	GLASCOCK	0	0	4.80	\$0
----	BARTOW	0	0	4.80	\$0	----	GLYNN	0	0	4.80	\$0
----	BEN HILL	0	0	4.80	\$0	----	GORDON	0	0	4.80	\$0
17	BERRIEN	40	650	4.80	\$124,800	16	GRADY	70	450	4.80	\$151,200
----	BIBB	0	0	4.80	\$0	----	GREENE	0	0	4.80	\$0
----	BLECKLEY	0	0	4.80	\$0	----	GWINNETT	0	0	4.80	\$0
----	BRANTLEY	0	0	4.80	\$0	27	HABERSHAM	5	140	4.80	\$3,360
5	BROOKS	275	450	4.80	\$594,000	33	HALL	2	180	4.80	\$1,728
----	BRYAN	0	0	4.80	\$0	----	HANCOCK	0	0	4.80	\$0
----	BULLOCH	0	0	4.80	\$0	----	HARALSON	0	0	4.80	\$0
----	BURKE	0	0	4.80	\$0	----	HARRIS	0	0	4.80	\$0
----	BUTTS	0	0	4.80	\$0	----	HART	0	0	4.80	\$0
----	CALHOUN	0	0	4.80	\$0	----	HEARD	0	0	4.80	\$0
----	CAMDEN	0	0	4.80	\$0	----	HENRY	0	0	4.80	\$0
21	CANDLER	110	163	4.80	\$86,064	----	HOUSTON	0	0	4.80	\$0
----	CARROLL	0	0	4.80	\$0	----	IRWIN	0	0	4.80	\$0
----	CATOOSA	0	0	4.80	\$0	----	JACKSON	0	0	4.80	\$0
----	CHARLTON	0	0	4.80	\$0	----	JASPER	0	0	4.80	\$0
----	CHATHAM	0	0	4.80	\$0	28	JEFF DAVIS	16	38	4.80	\$2,918
----	CHATTAHOOCHEE	0	0	4.80	\$0	----	JEFFERSON	0	0	4.80	\$0
----	CHATTOOGA	0	0	4.80	\$0	----	JENKINS	0	0	4.80	\$0
----	CHEROKEE	0	0	4.80	\$0	----	JOHNSON	0	0	4.80	\$0
----	CLARKE	0	0	4.80	\$0	----	JONES	0	0	4.80	\$0
----	CLAY	0	0	4.80	\$0	----	LAMAR	0	0	4.80	\$0
----	CLAYTON	0	0	4.80	\$0	----	LANIER	0	0	4.80	\$0
----	CLINCH	0	0	4.80	\$0	----	LAURENS	0	0	4.80	\$0
----	COBB	0	0	4.80	\$0	----	LEE	0	0	4.80	\$0
13	COFFEE	75	500	4.80	\$180,000	25	LIBERTY	10	140	4.80	\$6,720
1	COLQUITT	4200	660	4.80	\$13,305,600	----	LINCOLN	0	0	4.80	\$0
----	COLUMBIA	0	0	4.80	\$0	----	LONG	0	0	4.80	\$0
7	COOK	150	600	4.80	\$432,000	6	LOWNDES	150	650	4.80	\$468,000
----	COWETA	0	0	4.80	\$0	29	LUMPKIN	2	300	4.80	\$2,880
----	CRAWFORD	0	0	4.80	\$0	----	MACON	0	0	4.80	\$0
----	CRISP	0	0	4.80	\$0	----	MADISON	0	0	4.80	\$0
----	DADE	0	0	4.80	\$0	----	MARION	0	0	4.80	\$0
----	DAWSON	0	0	4.80	\$0	----	MCDUFFIE	0	0	4.80	\$0
23	DECATUR	74	200	4.80	\$71,040	----	MCINTOSH	0	0	4.80	\$0
----	DEKALB	0	0	4.80	\$0	----	MERIWETHER	0	0	4.80	\$0
----	DODGE	0	0	4.80	\$0	----	MILLER	0	0	4.80	\$0
----	DOOLY	0	0	4.80	\$0	11	MITCHELL	101	500	4.80	\$242,400
----	DOUGHERTY	0	0	4.80	\$0	----	MONROE	0	0	4.80	\$0
----	DOUGLAS	0	0	4.80	\$0	20	MONTGOMERY	50	450	4.80	\$108,000
----	EARLY	0	0	4.80	\$0	----	MORGAN	0	0	4.80	\$0
----	ECHOLS	0	0	4.80	\$0	----	MURRAY	0	0	4.80	\$0
----	EFFINGHAM	0	0	4.80	\$0	----	MUSCOGEE	0	0	4.80	\$0
----	ELBERT	0	0	4.80	\$0	----	NEWTON	0	0	4.80	\$0
----	EMANUEL	0	0	4.80	\$0	----	OCONEE	0	0	4.80	\$0
30	EVANS	3	200	4.80	\$2,880	----	OGLETHORPE	0	0	4.80	\$0
----	FANNIN	0	0	4.80	\$0	----	PAULDING	0	0	4.80	\$0

Cabbage Farmgate Value, 1999

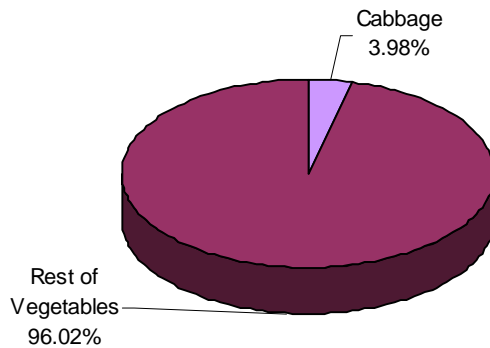
Rank	County	Acres	Yield	Price	Value
----	PEACH	0	0	4.80	\$0
----	PICKENS	0	0	4.80	\$0
----	PIERCE	0	0	4.80	\$0
----	PIKE	0	0	4.80	\$0
----	POLK	0	0	4.80	\$0
----	PULASKI	0	0	4.80	\$0
----	PUTNAM	0	0	4.80	\$0
----	QUITMAN	0	0	4.80	\$0
3	RABUN	650	300	4.80	\$936,000
----	RANDOLPH	0	0	4.80	\$0
----	RICHMOND	0	0	4.80	\$0
----	ROCKDALE	0	0	4.80	\$0
----	SCHLEY	0	0	4.80	\$0
----	SCREVEN	0	0	4.80	\$0
----	SEMINOLE	0	0	4.80	\$0
----	SPALDING	0	0	4.80	\$0
----	STEPHENS	0	0	4.80	\$0
----	STEWART	0	0	4.80	\$0
14	SUMTER	60	600	4.80	\$172,800
----	TALBOT	0	0	4.80	\$0
8	TATTNALL	170	500	4.80	\$408,000
----	TAYLOR	0	0	4.80	\$0
18	TELFAIR	150	165	4.80	\$118,800
----	TERRELL	0	0	4.80	\$0
15	THOMAS	90	365	4.80	\$157,680
2	TIFT	575	450	4.80	\$1,242,000
9	TOOMBS	140	550	4.80	\$369,600
----	TOWNS	0	0	4.80	\$0
----	TREUTLEN	0	0	4.80	\$0
----	TROUP	0	0	4.80	\$0
----	TURNER	0	0	4.80	\$0
----	TWIGGS	0	0	4.80	\$0
10	UNION	100	600	4.80	\$288,000
----	UPSON	0	0	4.80	\$0
----	WALKER	0	0	4.80	\$0
----	WALTON	0	0	4.80	\$0
12	WARE	100	500	4.80	\$240,000
----	WARREN	0	0	4.80	\$0
31	WASHINGTON	2	200	4.80	\$1,920
22	WAYNE	50	350	4.80	\$84,000
----	WEBSTER	0	0	4.80	\$0
24	WHEELER	12	500	4.80	\$28,800
----	WHITE	0	0	4.80	\$0
----	WHITFIELD	0	0	4.80	\$0
----	WILCOX	0	0	4.80	\$0
----	WILKES	0	0	4.80	\$0
----	WILKINSON	0	0	4.80	\$0
32	WORTH	1	400	4.80	\$1,920
Cabbage Totals		7,793			\$20,697,206

Top Ten Counties, Cabbage Value					
Rank	County	Acreage	Yield	Price	Value
1	COLQUITT	4200	660	4.80	\$13,305,600
2	TIFT	575	450	4.80	\$1,242,000
3	RABUN	650	300	4.80	\$936,000
4	ATKINSON	309	500	4.80	\$741,600
5	BROOKS	275	450	4.80	\$594,000
6	LOWNDES	150	650	4.80	\$468,000
7	COOK	150	600	4.80	\$432,000
8	TATTNALL	170	500	4.80	\$408,000
9	TOOMBS	140	550	4.80	\$369,600
10	UNION	100	600	4.80	\$288,000

Top Ten Counties as % of Cabbage



Cabbage % of Vegetable Value



1998 GA Cabbage Total	\$20,345,786
1997 GA All Vegetable Total	\$326,524,524
1996 GA All Vegetable Total	\$341,091,271

Carrot Farmgate Value

Rank	County	Acres	Yield	Price	Value	Rank	County	Acres	Yield	Price	Value
11	APPLING	50	300	8.70	\$130,500	----	FAYETTE	0	0	8.70	\$0
----	ATKINSON	0	0	8.70	\$0	----	FLOYD	0	0	8.70	\$0
9	BACON	100	480	8.70	\$417,600	----	FORSYTH	0	0	8.70	\$0
15	BAKER	40	180	8.70	\$62,640	----	FRANKLIN	0	0	8.70	\$0
----	BALDWIN	0	0	8.70	\$0	----	FULTON	0	0	8.70	\$0
----	BANKS	0	0	8.70	\$0	----	GILMER	0	0	8.70	\$0
----	BARROW	0	0	8.70	\$0	----	GLASCOCK	0	0	8.70	\$0
----	BARTOW	0	0	8.70	\$0	----	GLYNN	0	0	8.70	\$0
----	BEN HILL	0	0	8.70	\$0	----	GORDON	0	0	8.70	\$0
----	BERRIEN	0	0	8.70	\$0	----	GRADY	0	0	8.70	\$0
----	BIBB	0	0	8.70	\$0	----	GREENE	0	0	8.70	\$0
----	BLECKLEY	0	0	8.70	\$0	----	GWINNETT	0	0	8.70	\$0
----	BRANTLEY	0	0	8.70	\$0	----	HABERSHAM	0	0	8.70	\$0
----	BROOKS	0	0	8.70	\$0	----	HALL	0	0	8.70	\$0
----	BRYAN	0	0	8.70	\$0	----	HANCOCK	0	0	8.70	\$0
----	BULLOCH	0	0	8.70	\$0	----	HARALSON	0	0	8.70	\$0
----	BURKE	0	0	8.70	\$0	----	HARRIS	0	0	8.70	\$0
----	BUTTS	0	0	8.70	\$0	----	HART	0	0	8.70	\$0
----	CALHOUN	0	0	8.70	\$0	----	HEARD	0	0	8.70	\$0
----	CAMDEN	0	0	8.70	\$0	----	HENRY	0	0	8.70	\$0
----	CANDLER	0	0	8.70	\$0	----	HOUSTON	0	0	8.70	\$0
----	CARROLL	0	0	8.70	\$0	----	IRWIN	0	0	8.70	\$0
----	CATOOSA	0	0	8.70	\$0	----	JACKSON	0	0	8.70	\$0
----	CHARLTON	0	0	8.70	\$0	----	JASPER	0	0	8.70	\$0
----	CHATHAM	0	0	8.70	\$0	6	JEFF DAVIS	200	480	8.70	\$835,200
----	CHATTAHOOCHEE	0	0	8.70	\$0	----	JEFFERSON	0	0	8.70	\$0
----	CHATTOOGA	0	0	8.70	\$0	----	JENKINS	0	0	8.70	\$0
----	CHEROKEE	0	0	8.70	\$0	----	JOHNSON	0	0	8.70	\$0
----	CLARKE	0	0	8.70	\$0	----	JONES	0	0	8.70	\$0
----	CLAY	0	0	8.70	\$0	----	LAMAR	0	0	8.70	\$0
----	CLAYTON	0	0	8.70	\$0	----	LANIER	0	0	8.70	\$0
----	CLINCH	0	0	8.70	\$0	----	LAURENS	0	0	8.70	\$0
----	COBB	0	0	8.70	\$0	----	LEE	0	0	8.70	\$0
13	COFFEE	25	330	8.70	\$71,775	----	LIBERTY	0	0	8.70	\$0
7	COLQUITT	200	480	8.70	\$835,200	----	LINCOLN	0	0	8.70	\$0
----	COLUMBIA	0	0	8.70	\$0	----	LONG	0	0	8.70	\$0
----	COOK	0	0	8.70	\$0	4	LOWNDES	180	600	8.70	\$939,600
----	COWETA	0	0	8.70	\$0	----	LUMPKIN	0	0	8.70	\$0
----	CRAWFORD	0	0	8.70	\$0	----	MACON	0	0	8.70	\$0
----	CRISP	0	0	8.70	\$0	----	MADISON	0	0	8.70	\$0
----	DADE	0	0	8.70	\$0	----	MARION	0	0	8.70	\$0
----	DAWSON	0	0	8.70	\$0	----	MC DUFFIE	0	0	8.70	\$0
12	DECATUR	31	400	8.70	\$107,880	----	MCINTOSH	0	0	8.70	\$0
----	DEKALB	0	0	8.70	\$0	----	MERIWETHER	0	0	8.70	\$0
----	DODGE	0	0	8.70	\$0	----	MILLER	0	0	8.70	\$0
----	DOOLY	0	0	8.70	\$0	16	MITCHELL	10	400	8.70	\$34,800
----	DOUGHERTY	0	0	8.70	\$0	----	MONROE	0	0	8.70	\$0
----	DOUGLAS	0	0	8.70	\$0	----	MONTGOMERY	0	0	8.70	\$0
----	EARLY	0	0	8.70	\$0	----	MORGAN	0	0	8.70	\$0
1	ECHOLS	700	625	8.70	\$3,806,250	----	MURRAY	0	0	8.70	\$0
----	EFFINGHAM	0	0	8.70	\$0	----	MUSCOGEE	0	0	8.70	\$0
----	ELBERT	0	0	8.70	\$0	----	NEWTON	0	0	8.70	\$0
----	EMANUEL	0	0	8.70	\$0	----	OCONEE	0	0	8.70	\$0
5	EVANS	200	500	8.70	\$870,000	----	OGLETHORPE	0	0	8.70	\$0
----	FANNIN	0	0	8.70	\$0	----	PAULDING	0	0	8.70	\$0

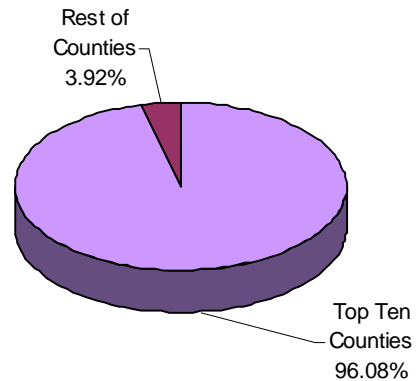
Carrot Farmgate Value

Rank	County	Acres	Yield	Price	Value
----	PEACH	0	0	8.70	\$0
----	PICKENS	0	0	8.70	\$0
10	PIERCE	35	500	8.70	\$152,250
----	PIKE	0	0	8.70	\$0
----	POLK	0	0	8.70	\$0
----	PULASKI	0	0	8.70	\$0
----	PUTNAM	0	0	8.70	\$0
----	QUITMAN	0	0	8.70	\$0
----	RABUN	0	0	8.70	\$0
----	RANDOLPH	0	0	8.70	\$0
----	RICHMOND	0	0	8.70	\$0
----	ROCKDALE	0	0	8.70	\$0
----	SCHLEY	0	0	8.70	\$0
14	SCREVEN	23	350	8.70	\$70,035
----	SEMINOLE	0	0	8.70	\$0
----	SPALDING	0	0	8.70	\$0
----	STEPHENS	0	0	8.70	\$0
----	STEWART	0	0	8.70	\$0
----	SUMTER	0	0	8.70	\$0
----	TALBOT	0	0	8.70	\$0
8	TATTNALL	100	700	8.70	\$609,000
----	TAYLOR	0	0	8.70	\$0
----	TELFAIR	0	0	8.70	\$0
----	TERRELL	0	0	8.70	\$0
----	THOMAS	0	0	8.70	\$0
----	TIFT	0	0	8.70	\$0
2	TOOMBS	612	400	8.70	\$2,129,760
----	TOWNS	0	0	8.70	\$0
----	TREUTLEN	0	0	8.70	\$0
----	TROUP	0	0	8.70	\$0
----	TURNER	0	0	8.70	\$0
----	TWIGGS	0	0	8.70	\$0
----	UNION	0	0	8.70	\$0
----	UPSON	0	0	8.70	\$0
----	WALKER	0	0	8.70	\$0
----	WALTON	0	0	8.70	\$0
----	WARE	0	0	8.70	\$0
----	WARREN	0	0	8.70	\$0
----	WASHINGTON	0	0	8.70	\$0
3	WAYNE	310	408	8.70	\$1,100,376
----	WEBSTER	0	0	8.70	\$0
----	WHEELER	0	0	8.70	\$0
----	WHITE	0	0	8.70	\$0
----	WHITFIELD	0	0	8.70	\$0
----	WILCOX	0	0	8.70	\$0
----	WILKES	0	0	8.70	\$0
----	WILKINSON	0	0	8.70	\$0
----	WORTH	0	0	8.70	\$0
Carrot Totals		2,816			\$12,172,866

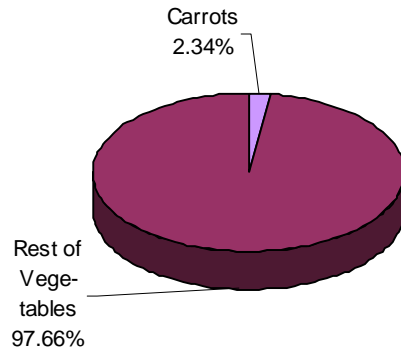
Top Ten Counties, Carrot Value

Rank	County	Acres	Yield	Price	Value
1	ECHOLS	700	625	8.70	\$3,806,250
2	TOOMBS	612	400	8.70	\$2,129,760
3	WAYNE	310	408	8.70	\$1,100,376
4	LOWNDES	180	600	8.70	\$939,600
5	EVANS	200	500	8.70	\$870,000
6	JEFF DAVIS	200	480	8.70	\$835,200
7	COLQUITT	200	480	8.70	\$835,200
8	TATTNALL	100	700	8.70	\$609,000
9	BACON	100	480	8.70	\$417,600
10	PIERCE	35	500	8.70	\$152,250

Top Ten Counties as % of Carrots



Carrots % of Vegetable Value



1998 GA Carrot Total	\$2,579,250
1997 GA All Vegetable Total	\$326,524,524
1996 GA All Vegetable Total	\$341,091,271

Cucumber Farmgate Value, 1999

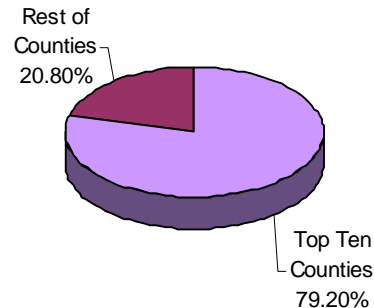
Rank	County	Acres	Yield	Price	Value	Rank	County	Acres	Yield	Price	Value
27	APPLING	100	100	12.60	\$126,000	----	FAYETTE	0	0	12.60	\$0
18	ATKINSON	139	345	12.60	\$604,233	34	FLOYD	5	300	12.60	\$18,900
36	BACON	5	240	12.60	\$15,120	----	FORSYTH	0	0	12.60	\$0
17	BAKER	200	270	12.60	\$680,400	----	FRANKLIN	0	0	12.60	\$0
----	BALDWIN	0	0	12.60	\$0	----	FULTON	0	0	12.60	\$0
----	BANKS	0	0	12.60	\$0	----	GILMER	0	0	12.60	\$0
----	BARROW	0	0	12.60	\$0	----	GLASCOCK	0	0	12.60	\$0
----	BARTOW	0	0	12.60	\$0	----	GLYNN	0	0	12.60	\$0
35	BEN HILL	5	300	12.60	\$18,900	43	GORDON	1	120	12.60	\$756
12	BERRIEN	344	251	12.60	\$1,087,934	33	GRADY	10	240	12.60	\$30,240
----	BIBB	0	0	12.60	\$0	----	GREENE	0	0	12.60	\$0
----	BLECKLEY	0	0	12.60	\$0	----	GWINNETT	0	0	12.60	\$0
----	BRANTLEY	0	0	12.60	\$0	----	HABERSHAM	0	0	12.60	\$0
3	BROOKS	1600	300	12.60	\$6,048,000	39	HALL	2	210	12.60	\$5,292
----	BRYAN	0	0	12.60	\$0	----	HANCOCK	0	0	12.60	\$0
----	BULLOCH	0	0	12.60	\$0	----	HARALSON	0	0	12.60	\$0
----	BURKE	0	0	12.60	\$0	42	HARRIS	1	125	12.60	\$1,575
----	BUTTS	0	0	12.60	\$0	----	HART	0	0	12.60	\$0
----	CALHOUN	0	0	12.60	\$0	----	HEARD	0	0	12.60	\$0
----	CAMDEN	0	0	12.60	\$0	----	HENRY	0	0	12.60	\$0
----	CANDLER	0	0	12.60	\$0	41	HOUSTON	1	250	12.60	\$1,575
----	CARROLL	0	0	12.60	\$0	26	IRWIN	30	345	12.60	\$130,410
----	CATOOSA	0	0	12.60	\$0	----	JACKSON	0	0	12.60	\$0
----	CHARLTON	0	0	12.60	\$0	----	JASPER	0	0	12.60	\$0
----	CHATHAM	0	0	12.60	\$0	----	JEFF DAVIS	0	0	12.60	\$0
----	CHATTAHOOCHEE	0	0	12.60	\$0	40	JEFFERSON	2	100	12.60	\$2,520
----	CHATTOOGA	0	0	12.60	\$0	----	JENKINS	0	0	12.60	\$0
----	CHEROKEE	0	0	12.60	\$0	----	JOHNSON	0	0	12.60	\$0
----	CLARKE	0	0	12.60	\$0	----	JONES	0	0	12.60	\$0
----	CLAY	0	0	12.60	\$0	37	LAMAR	3	325	12.60	\$12,285
----	CLAYTON	0	0	12.60	\$0	24	LANIER	55	312	12.60	\$216,216
----	CLINCH	0	0	12.60	\$0	----	LAURENS	0	0	12.60	\$0
----	COBB	0	0	12.60	\$0	11	LEE	190	475	12.60	\$1,134,754
22	COFFEE	85	225	12.60	\$240,975	20	LIBERTY	90	345	12.60	\$391,230
2	COLQUITT	2400	300	12.60	\$9,072,000	----	LINCOLN	0	0	12.60	\$0
----	COLUMBIA	0	0	12.60	\$0	25	LONG	43	300	12.60	\$162,540
6	COOK	250	600	12.60	\$1,890,000	8	LOWNDES	125	1000	12.60	\$1,575,000
----	COWETA	0	0	12.60	\$0	----	LUMPKIN	0	0	12.60	\$0
----	CRAWFORD	0	0	12.60	\$0	5	MACON	700	250	12.60	\$2,205,000
----	CRISP	0	0	12.60	\$0	----	MADISON	0	0	12.60	\$0
----	DADE	0	0	12.60	\$0	----	MARION	0	0	12.60	\$0
----	DAWSON	0	0	12.60	\$0	----	MCDUFFIE	0	0	12.60	\$0
38	DECATUR	3	250	12.60	\$9,450	----	MCINTOSH	0	0	12.60	\$0
----	DEKALB	0	0	12.60	\$0	----	MERIWETHER	0	0	12.60	\$0
----	DODGE	0	0	12.60	\$0	----	MILLER	0	0	12.60	\$0
----	DOOLY	0	0	12.60	\$0	4	MITCHELL	1070	250	12.60	\$3,370,500
----	DOUGHERTY	0	0	12.60	\$0	----	MONROE	0	0	12.60	\$0
----	DOUGLAS	0	0	12.60	\$0	31	MONTGOMERY	50	150	12.60	\$94,500
----	EARLY	0	0	12.60	\$0	----	MORGAN	0	0	12.60	\$0
1	ECHOLS	1613	463	12.60	\$9,409,919	----	MURRAY	0	0	12.60	\$0
----	EFFINGHAM	0	0	12.60	\$0	----	MUSCOGEE	0	0	12.60	\$0
----	ELBERT	0	0	12.60	\$0	44	NEWTON	1	40	12.60	\$504
----	EMANUEL	0	0	12.60	\$0	----	OCONEE	0	0	12.60	\$0
16	EVANS	225	270	12.60	\$765,450	----	OGLETHORPE	0	0	12.60	\$0
----	FANNIN	0	0	12.60	\$0	----	PAULDING	0	0	12.60	\$0

Cucumber Farmgate Value, 1999

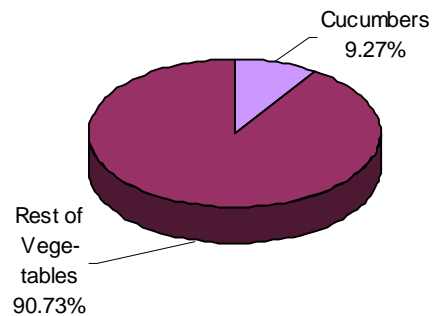
Rank	County	Acres	Yield	Price	Value
----	PEACH	0	0	12.60	\$0
----	PICKENS	0	0	12.60	\$0
13	PIERCE	300	275	12.60	\$1,039,500
----	PIKE	0	0	12.60	\$0
----	POLK	0	0	12.60	\$0
----	PULASKI	0	0	12.60	\$0
----	PUTNAM	0	0	12.60	\$0
----	QUITMAN	0	0	12.60	\$0
----	RABUN	0	0	12.60	\$0
----	RANDOLPH	0	0	12.60	\$0
----	RICHMOND	0	0	12.60	\$0
----	ROCKDALE	0	0	12.60	\$0
----	SCHLEY	0	0	12.60	\$0
28	SCREVEN	26	360	12.60	\$117,936
14	SEMINOLE	60	1200	12.60	\$907,200
----	SPALDING	0	0	12.60	\$0
----	STEPHENS	0	0	12.60	\$0
----	STEWART	0	0	12.60	\$0
9	SUMTER	535	210	12.60	\$1,415,610
----	TALBOT	0	0	12.60	\$0
29	TATTNALL	30	300	12.60	\$113,400
----	TAYLOR	0	0	12.60	\$0
----	TELFAIR	0	0	12.60	\$0
----	TERRELL	0	0	12.60	\$0
----	THOMAS	0	0	12.60	\$0
7	TIFT	425	345	12.60	\$1,847,475
10	TOOMBS	363	300	12.60	\$1,372,140
----	TOWNS	0	0	12.60	\$0
32	TREUTLEN	25	200	12.60	\$63,000
----	TROUP	0	0	12.60	\$0
30	TURNER	21	375	12.60	\$99,225
----	TWIGGS	0	0	12.60	\$0
----	UNION	0	0	12.60	\$0
----	UPSON	0	0	12.60	\$0
----	WALKER	0	0	12.60	\$0
----	WALTON	0	0	12.60	\$0
23	WARE	75	250	12.60	\$236,250
----	WARREN	0	0	12.60	\$0
----	WASHINGTON	0	0	12.60	\$0
19	WAYNE	120	400	12.60	\$602,280
----	WEBSTER	0	0	12.60	\$0
15	WHEELER	195	325	12.60	\$798,525
----	WHITE	0	0	12.60	\$0
----	WHITFIELD	0	0	12.60	\$0
----	WILCOX	0	0	12.60	\$0
----	WILKES	0	0	12.60	\$0
----	WILKINSON	0	0	12.60	\$0
21	WORTH	81	300	12.60	\$306,180
Cucumber Totals		11,602			\$48,240,900

Top Ten Counties, Cucumber Value					
Rank	County	Acres	Yield	Price	Value
1	ECHOLS	1613	463	12.60	\$9,409,919
2	COLQUITT	2400	300	12.60	\$9,072,000
3	BROOKS	1600	300	12.60	\$6,048,000
4	MITCHELL	1070	250	12.60	\$3,370,500
5	MACON	700	250	12.60	\$2,205,000
6	COOK	250	600	12.60	\$1,890,000
7	TIFT	425	345	12.60	\$1,847,475
8	LOWNDES	125	1000	12.60	\$1,575,000
9	SUMTER	535	210	12.60	\$1,415,610
10	TOOMBS	363	300	12.60	\$1,372,140

Top Ten Counties as % of Cucumbers



Cucumbers % of Vegetable Value



1998 GA Cucumber Total	\$26,583,889
1997 All Vegetable Total	\$326,524,524
1996 All Vegetable Total	\$341,091,271

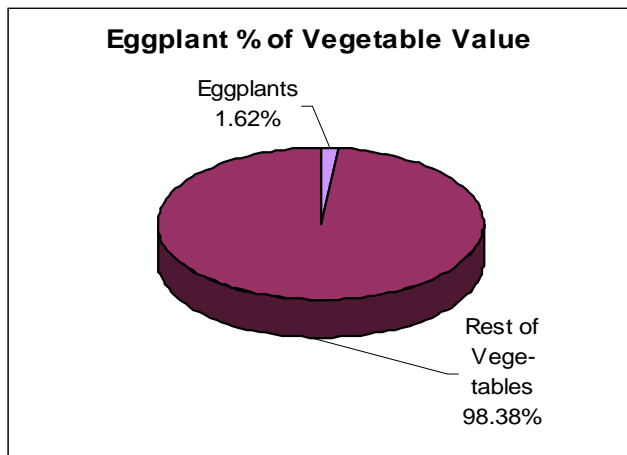
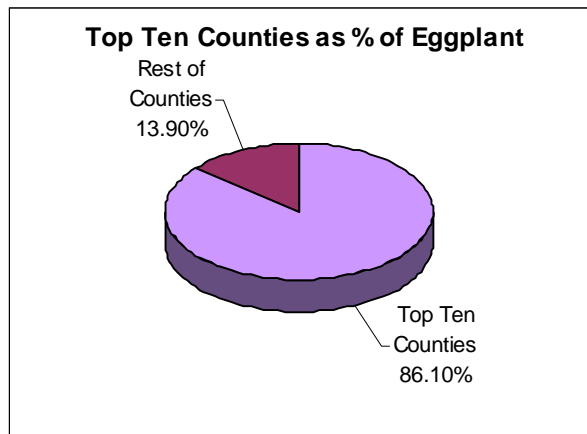
Eggplant Farmgate Value, 1999

Rank	County	Acres	Yield	Price	Value	Rank	County	Acres	Yield	Price	Value
----	APPLING	0	0	6.00	\$0	----	FAYETTE	0	0	6.00	\$0
3	ATKINSON	152	750	6.00	\$684,000	----	FLOYD	0	0	6.00	\$0
20	BACON	20	496	6.00	\$59,520	----	FORSYTH	0	0	6.00	\$0
----	BAKER	0	0	6.00	\$0	----	FRANKLIN	0	0	6.00	\$0
----	BALDWIN	0	0	6.00	\$0	----	FULTON	0	0	6.00	\$0
----	BANKS	0	0	6.00	\$0	----	GILMER	0	0	6.00	\$0
----	BARROW	0	0	6.00	\$0	----	GLASCOCK	0	0	6.00	\$0
----	BARTOW	0	0	6.00	\$0	----	GLYNN	0	0	6.00	\$0
----	BEN HILL	0	0	6.00	\$0	----	GORDON	0	0	6.00	\$0
21	BERRIEN	30	275	6.00	\$49,500	11	GRADY	33	800	6.00	\$158,400
----	BIBB	0	0	6.00	\$0	----	GREENE	0	0	6.00	\$0
----	BLECKLEY	0	0	6.00	\$0	----	GWINNETT	0	0	6.00	\$0
----	BRANTLEY	0	0	6.00	\$0	----	HABERSHAM	0	0	6.00	\$0
8	BROOKS	50	700	6.00	\$210,000	----	HALL	0	0	6.00	\$0
----	BRYAN	0	0	6.00	\$0	----	HANCOCK	0	0	6.00	\$0
----	BULLOCH	0	0	6.00	\$0	----	HARALSON	0	0	6.00	\$0
----	BURKE	0	0	6.00	\$0	28	HARRIS	1	45	6.00	\$270
----	BUTTS	0	0	6.00	\$0	----	HART	0	0	6.00	\$0
----	CALHOUN	0	0	6.00	\$0	----	HEARD	0	0	6.00	\$0
----	CAMDEN	0	0	6.00	\$0	----	HENRY	0	0	6.00	\$0
----	CANDLER	0	0	6.00	\$0	----	HOUSTON	0	0	6.00	\$0
----	CARROLL	0	0	6.00	\$0	----	IRWIN	0	0	6.00	\$0
----	CATOOSA	0	0	6.00	\$0	----	JACKSON	0	0	6.00	\$0
----	CHARLTON	0	0	6.00	\$0	----	JASPER	0	0	6.00	\$0
----	CHATHAM	0	0	6.00	\$0	----	JEFF DAVIS	0	0	6.00	\$0
----	CHATTAHOOCHEE	0	0	6.00	\$0	----	JEFFERSON	0	0	6.00	\$0
----	CHATTOOGA	0	0	6.00	\$0	----	JENKINS	0	0	6.00	\$0
----	CHEROKEE	0	0	6.00	\$0	26	JOHNSON	3	400	6.00	\$7,200
----	CLARKE	0	0	6.00	\$0	----	JONES	0	0	6.00	\$0
----	CLAY	0	0	6.00	\$0	----	LAMAR	0	0	6.00	\$0
----	CLAYTON	0	0	6.00	\$0	----	LANIER	0	0	6.00	\$0
12	CLINCH	12	1800	6.00	\$129,600	----	LAURENS	0	0	6.00	\$0
----	COBB	0	0	6.00	\$0	----	LEE	0	0	6.00	\$0
6	COFFEE	50	900	6.00	\$270,000	19	LIBERTY	15	770	6.00	\$69,300
1	COLQUITT	325	1350	6.00	\$2,632,500	----	LINCOLN	0	0	6.00	\$0
----	COLUMBIA	0	0	6.00	\$0	----	LONG	0	0	6.00	\$0
7	COOK	50	800	6.00	\$240,000	4	LOWNDES	50	2000	6.00	\$600,000
----	COWETA	0	0	6.00	\$0	----	LUMPKIN	0	0	6.00	\$0
27	CRAWFORD	1	70	6.00	\$420	----	MACON	0	0	6.00	\$0
----	CRISP	0	0	6.00	\$0	----	MADISON	0	0	6.00	\$0
----	DADE	0	0	6.00	\$0	----	MARION	0	0	6.00	\$0
----	DAWSON	0	0	6.00	\$0	----	MCDUFFIE	0	0	6.00	\$0
----	DECATUR	0	0	6.00	\$0	----	MCINTOSH	0	0	6.00	\$0
----	DEKALB	0	0	6.00	\$0	----	MERIWETHER	0	0	6.00	\$0
----	DODGE	0	0	6.00	\$0	----	MILLER	0	0	6.00	\$0
----	DOOLY	0	0	6.00	\$0	18	MITCHELL	20	750	6.00	\$90,000
----	DOUGHERTY	0	0	6.00	\$0	----	MONROE	0	0	6.00	\$0
----	DOUGLAS	0	0	6.00	\$0	----	MONTGOMERY	0	0	6.00	\$0
----	EARLY	0	0	6.00	\$0	----	MORGAN	0	0	6.00	\$0
2	ECHOLS	160	2000	6.00	\$1,920,000	----	MURRAY	0	0	6.00	\$0
----	EFFINGHAM	0	0	6.00	\$0	----	MUSCOGEE	0	0	6.00	\$0
----	ELBERT	0	0	6.00	\$0	29	NEWTON	1	30	6.00	\$180
----	EMANUEL	0	0	6.00	\$0	----	OCONEE	0	0	6.00	\$0
22	EVANS	7	700	6.00	\$29,400	----	OGLETHORPE	0	0	6.00	\$0
----	FANNIN	0	0	6.00	\$0	----	PAULDING	0	0	6.00	\$0

Eggplant Farmgate Value, 1999

Rank	County	Acres	Yield	Price	Value
----	PEACH	0	0	6.00	\$0
----	PICKENS	0	0	6.00	\$0
----	PIERCE	0	0	6.00	\$0
----	PIKE	0	0	6.00	\$0
----	POLK	0	0	6.00	\$0
----	PULASKI	0	0	6.00	\$0
----	PUTNAM	0	0	6.00	\$0
----	QUITMAN	0	0	6.00	\$0
----	RABUN	0	0	6.00	\$0
----	RANDOLPH	0	0	6.00	\$0
----	RICHMOND	0	0	6.00	\$0
----	ROCKDALE	0	0	6.00	\$0
----	SCHLEY	0	0	6.00	\$0
14	SCREVEN	21	900	6.00	\$113,400
9	SEMINOLE	30	1000	6.00	\$180,000
----	SPALDING	0	0	6.00	\$0
----	STEPHENS	0	0	6.00	\$0
----	STEWART	0	0	6.00	\$0
----	SUMTER	0	0	6.00	\$0
----	TALBOT	0	0	6.00	\$0
----	TATTNALL	0	0	6.00	\$0
----	TAYLOR	0	0	6.00	\$0
----	TELFAIR	0	0	6.00	\$0
----	TERRELL	0	0	6.00	\$0
13	THOMAS	26	750	6.00	\$117,000
10	TIFT	35	775	6.00	\$162,750
17	TOOMBS	50	300	6.00	\$90,000
----	TOWNS	0	0	6.00	\$0
23	TREUTLEN	5	700	6.00	\$21,000
----	TROUP	0	0	6.00	\$0
16	TURNER	21	770	6.00	\$97,020
24	TWIGGS	10	325	6.00	\$19,500
----	UNION	0	0	6.00	\$0
----	UPSON	0	0	6.00	\$0
----	WALKER	0	0	6.00	\$0
----	WALTON	0	0	6.00	\$0
5	WARE	60	1000	6.00	\$360,000
----	WARREN	0	0	6.00	\$0
----	WASHINGTON	0	0	6.00	\$0
25	WAYNE	6	400	6.00	\$14,400
----	WEBSTER	0	0	6.00	\$0
15	WHEELER	23	770	6.00	\$106,260
----	WHITE	0	0	6.00	\$0
----	WHITFIELD	0	0	6.00	\$0
----	WILCOX	0	0	6.00	\$0
----	WILKES	0	0	6.00	\$0
----	WILKINSON	0	0	6.00	\$0
----	WORTH	0	0	6.00	\$0
Eggplant Totals		1,267			\$8,431,620

Rank	County	Acres	Yield	Price	Value
1	COLQUITT	325	1350	6.00	\$2,632,500
2	ECHOLS	160	2000	6.00	\$1,920,000
3	ATKINSON	152	750	6.00	\$684,000
4	LOWNDES	50	2000	6.00	\$600,000
5	WARE	60	1000	6.00	\$360,000
6	COFFEE	50	900	6.00	\$270,000
7	COOK	50	800	6.00	\$240,000
8	BROOKS	50	700	6.00	\$210,000
9	SEMINOLE	30	1000	6.00	\$180,000
10	TIFT	35	775	6.00	\$162,750



1998 GA Eggplant Total	\$6,393,904
1997 GA All Vegetable Total	\$326,524,524
1996 GA All Vegetable Total	\$341,091,271

Greens Farmgate Value, 1999

Rank	County	Acres	Yield	Price	Value	Rank	County	Acres	Yield	Price	Value
----	APPLING	0	0	4.50	\$0	----	FAYETTE	0	0	4.50	\$0
37	ATKINSON	17	350	4.50	\$26,775	----	FLOYD	0	0	4.50	\$0
27	BACON	30	470	4.50	\$63,450	----	FORSYTH	0	0	4.50	\$0
----	BAKER	0	0	4.50	\$0	----	FRANKLIN	0	0	4.50	\$0
59	BALDWIN	2	350	4.50	\$3,150	----	FULTON	0	0	4.50	\$0
----	BANKS	0	0	4.50	\$0	52	GILMER	5	350	4.50	\$7,875
----	BARROW	0	0	4.50	\$0	----	GLASCOCK	0	0	4.50	\$0
----	BARTOW	0	0	4.50	\$0	----	GLYNN	0	0	4.50	\$0
53	BEN HILL	6	250	4.50	\$6,750	68	GORDON	1	225	4.50	\$1,013
31	BERRIEN	34	250	4.50	\$38,250	3	GRADY	1425	230	4.50	\$1,474,875
65	BIBB	2	200	4.50	\$1,800	----	GREENE	0	0	4.50	\$0
----	BLECKLEY	0	0	4.50	\$0	----	GWINNETT	0	0	4.50	\$0
----	BRANTLEY	0	0	4.50	\$0	48	HABERSHAM	10	300	4.50	\$13,500
8	BROOKS	550	350	4.50	\$866,250	61	HALL	2	335	4.50	\$3,015
----	BRYAN	0	0	4.50	\$0	32	HANCOCK	100	75	4.50	\$33,750
----	BULLOCH	0	0	4.50	\$0	63	HARALSON	3	200	4.50	\$2,700
49	BURKE	25	100	4.50	\$11,250	70	HARRIS	1	90	4.50	\$203
----	BUTTS	0	0	4.50	\$0	----	HART	0	0	4.50	\$0
----	CALHOUN	0	0	4.50	\$0	----	HEARD	0	0	4.50	\$0
----	CAMDEN	0	0	4.50	\$0	----	HENRY	0	0	4.50	\$0
39	CANDLER	10	500	4.50	\$22,500	----	HOUSTON	0	0	4.50	\$0
----	CARROLL	0	0	4.50	\$0	18	IRWIN	140	350	4.50	\$220,500
34	CATOOSA	40	150	4.50	\$27,000	----	JACKSON	0	0	4.50	\$0
----	CHARLTON	0	0	4.50	\$0	38	JASPER	20	250	4.50	\$22,500
----	CHATHAM	0	0	4.50	\$0	17	JEFF DAVIS	19	3027	4.50	\$258,809
----	CHATTAHOOCHEE	0	0	4.50	\$0	----	JEFFERSON	0	0	4.50	\$0
----	CHATTOOGA	0	0	4.50	\$0	----	JENKINS	0	0	4.50	\$0
----	CHEROKEE	0	0	4.50	\$0	----	JOHNSON	0	0	4.50	\$0
----	CLARKE	0	0	4.50	\$0	----	JONES	0	0	4.50	\$0
----	CLAY	0	0	4.50	\$0	28	LAMAR	30	350	4.50	\$47,250
66	CLAYTON	1	300	4.50	\$1,350	33	LANIER	25	275	4.50	\$30,938
----	CLINCH	0	0	4.50	\$0	15	LAURENS	200	350	4.50	\$315,000
----	COBB	0	0	4.50	\$0	----	LEE	0	0	4.50	\$0
35	COFFEE	20	300	4.50	\$27,000	----	LIBERTY	0	0	4.50	\$0
5	COLQUITT	1200	200	4.50	\$1,080,000	----	LINCOLN	0	0	4.50	\$0
----	COLUMBIA	0	0	4.50	\$0	57	LONG	5	200	4.50	\$4,500
10	COOK	400	400	4.50	\$720,000	20	LOWNDES	125	350	4.50	\$196,875
54	COWETA	5	300	4.50	\$6,750	23	LUMPKIN	82	350	4.50	\$129,150
69	CRAWFORD	4	50	4.50	\$900	11	MACON	1100	8	77.22	\$637,065
----	CRISP	0	0	4.50	\$0	30	MADISON	30	310	4.50	\$41,850
----	DADE	0	0	4.50	\$0	----	MARION	0	0	4.50	\$0
----	DAWSON	0	0	4.50	\$0	----	MCDUFFIE	0	0	4.50	\$0
29	DECATUR	27	350	4.50	\$42,525	----	MCINTOSH	0	0	4.50	\$0
----	DEKALB	0	0	4.50	\$0	45	MERIWETHER	10	350	4.50	\$15,750
25	DODGE	100	200	4.50	\$90,000	----	MILLER	0	0	4.50	\$0
46	DOOLY	10	350	4.50	\$15,750	6	MITCHELL	650	350	4.50	\$1,023,750
51	DOUGHERTY	10	200	4.50	\$9,000	----	MONROE	0	0	4.50	\$0
----	DOUGLAS	0	0	4.50	\$0	64	MONTGOMERY	5	100	4.50	\$2,250
----	EARLY	0	0	4.50	\$0	----	MORGAN	0	0	4.50	\$0
22	ECHOLS	96	300	4.50	\$129,600	----	MURRAY	0	0	4.50	\$0
----	EFFINGHAM	0	0	4.50	\$0	----	MUSCOGEE	0	0	4.50	\$0
----	ELBERT	0	0	4.50	\$0	56	NEWTON	15	90	4.50	\$6,075
60	EMANUEL	2	350	4.50	\$3,150	----	OCONEE	0	0	4.50	\$0
44	EVANS	13	300	4.50	\$17,550	----	OGLETHORPE	0	0	4.50	\$0
21	FANNIN	125	300	4.50	\$168,750	----	PAULDING	0	0	4.50	\$0

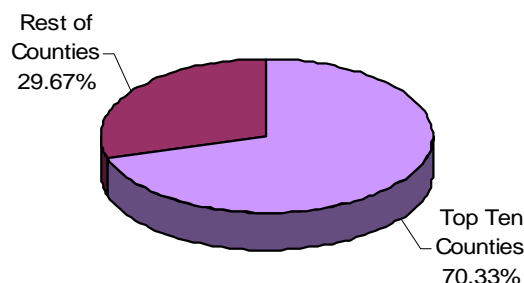
Greens Farmgate Value, 1999

Rank	County	Acres	Yield	Price	Value
36	PEACH	15	400	4.50	\$27,000
67	PICKENS	2	140	4.50	\$1,260
14	PIERCE	240	400	4.50	\$432,000
26	PIKE	50	350	4.50	\$78,750
----	POLK	0	0	4.50	\$0
----	PULASKI	0	0	4.50	\$0
----	PUTNAM	0	0	4.50	\$0
----	QUITMAN	0	0	4.50	\$0
----	RABUN	0	0	4.50	\$0
----	RANDOLPH	0	0	4.50	\$0
----	RICHMOND	0	0	4.50	\$0
----	ROCKDALE	0	0	4.50	\$0
----	SCHLEY	0	0	4.50	\$0
----	SCREVEN	0	0	4.50	\$0
47	SEMINOLE	10	350	4.50	\$15,750
----	SPALDING	0	0	4.50	\$0
----	STEPHENS	0	0	4.50	\$0
----	STEWART	0	0	4.50	\$0
----	SUMTER	0	0	4.50	\$0
42	TALBOT	15	280	4.50	\$18,900
4	TATTNALL	500	600	4.50	\$1,350,000
19	TAYLOR	125	350	4.50	\$196,875
----	TELFAIR	0	0	4.50	\$0
----	TERRELL	0	0	4.50	\$0
9	THOMAS	355	460	4.50	\$734,850
1	TIFT	1200	400	4.50	\$2,160,000
12	TOOMBS	400	350	4.50	\$630,000
----	TOWNS	0	0	4.50	\$0
----	TREUTLEN	0	0	4.50	\$0
----	TROUP	0	0	4.50	\$0
24	TURNER	67	350	4.50	\$105,525
58	TWIGGS	4	200	4.50	\$3,600
7	UNION	300	400	8.00	\$960,000
----	UPSON	0	0	4.50	\$0
----	WALKER	0	0	4.50	\$0
----	WALTON	0	0	4.50	\$0
----	WARE	0	0	4.50	\$0
50	WARREN	5	450	4.50	\$10,125
41	WASHINGTON	15	300	4.50	\$20,250
43	WAYNE	16	250	4.50	\$18,000
62	WEBSTER	3	200	4.50	\$2,700
2	WHEELER	725	520	4.50	\$1,696,500
13	WHITE	250	450	4.50	\$506,250
----	WHITFIELD	0	0	4.50	\$0
40	WILCOX	15	300	4.50	\$20,250
----	WILKES	0	0	4.50	\$0
55	WILKINSON	5	300	4.50	\$6,750
16	WORTH	217	300	4.50	\$292,950
Greens Totals		11,266			\$17,156,976

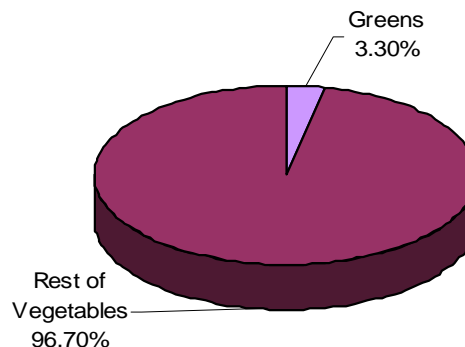
1998 GA Greens Total	\$20,303,056
1997 GA All Vegetable Total	\$326,524,524
1996 GA All Vegetable Total	\$341,091,271

Top Ten Counties, Greens Value					
Rank	County	Acres	Yield	Price	Value
1	TIFT	1200	400	4.50	\$2,160,000
2	WHEELER	725	520	4.50	\$1,696,500
3	GRADY	1425	230	4.50	\$1,474,875
4	TATTNALL	500	600	4.50	\$1,350,000
5	COLQUITT	1200	200	4.50	\$1,080,000
6	MITCHELL	650	350	4.50	\$1,023,750
7	UNION	300	400	8.00	\$960,000
8	BROOKS	550	350	4.50	\$866,250
9	THOMAS	355	460	4.50	\$734,850
10	COOK	400	400	4.50	\$720,000

Top Ten Counties as % of Greens



Greens % of Vegetable Value



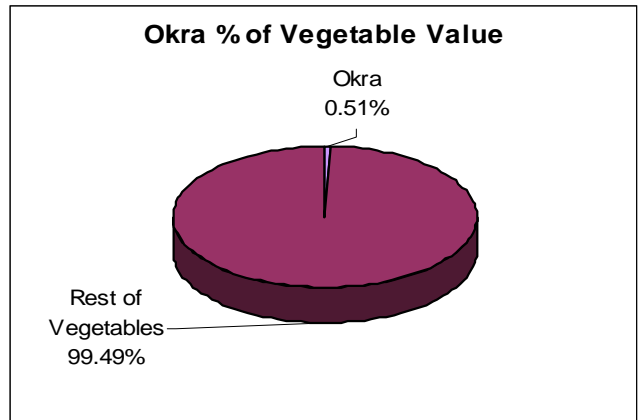
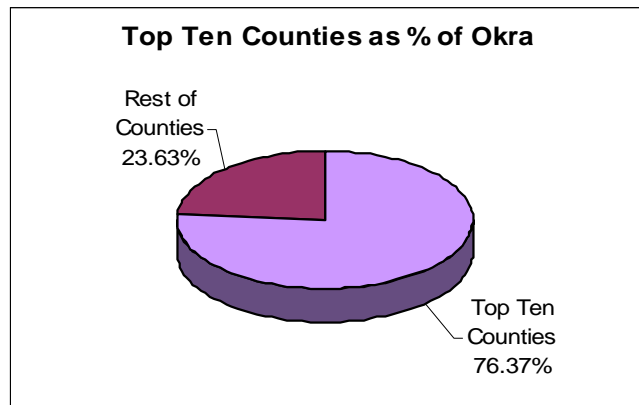
Okra Farmgate Value, 1999

Rank	County	Acres	Yield	Price	Value	Rank	County	Acres	Yield	Price	Value
----	APPLING	0	0	12.00	\$0	----	FAYETTE	0	0	12.00	\$0
----	ATKINSON	0	0	12.00	\$0	22	FLOYD	3	600	12.00	\$21,600
16	BACON	5	700	12.00	\$42,000	----	FORSYTH	0	0	12.00	\$0
14	BAKER	10	400	12.00	\$48,000	----	FRANKLIN	0	0	12.00	\$0
----	BALDWIN	0	0	12.00	\$0	----	FULTON	0	0	12.00	\$0
----	BANKS	0	0	12.00	\$0	----	GILMER	0	0	12.00	\$0
----	BARROW	0	0	12.00	\$0	----	GLASCOCK	0	0	12.00	\$0
----	BARTOW	0	0	12.00	\$0	----	GLYNN	0	0	12.00	\$0
30	BEN HILL	2	350	12.00	\$8,400	----	GORDON	0	0	12.00	\$0
6	BERRIEN	20	525	12.00	\$126,000	1	GRADY	205	425	10.00	\$871,250
37	BIBB	1	400	12.00	\$2,400	----	GREENE	0	0	12.00	\$0
----	BLECKLEY	0	0	12.00	\$0	----	GWINNETT	0	0	12.00	\$0
----	BRANTLEY	0	0	12.00	\$0	----	HABERSHAM	0	0	12.00	\$0
4	BROOKS	22	650	12.00	\$171,600	28	HALL	3	330	12.00	\$11,880
----	BRYAN	0	0	12.00	\$0	24	HANCOCK	20	75	12.00	\$18,000
----	BULLOCH	0	0	12.00	\$0	----	HARALSON	0	0	12.00	\$0
----	BURKE	0	0	12.00	\$0	41	HARRIS	1	65	12.00	\$390
----	BUTTS	0	0	12.00	\$0	----	HART	0	0	12.00	\$0
----	CALHOUN	0	0	12.00	\$0	----	HEARD	0	0	12.00	\$0
----	CAMDEN	0	0	12.00	\$0	----	HENRY	0	0	12.00	\$0
----	CANDLER	0	0	12.00	\$0	----	HOUSTON	0	0	12.00	\$0
----	CARROLL	0	0	12.00	\$0	31	IRWIN	1	650	12.00	\$7,800
----	CATOOSA	0	0	12.00	\$0	----	JACKSON	0	0	12.00	\$0
20	CHARLTON	10	200	12.00	\$24,000	----	JASPER	0	0	12.00	\$0
----	CHATHAM	0	0	12.00	\$0	----	JEFF DAVIS	0	0	12.00	\$0
----	CHATTAHOOCHEE	0	0	12.00	\$0	33	JEFFERSON	2	200	12.00	\$4,800
9	CHATTOOGA	10	500	12.00	\$60,000	----	JENKINS	0	0	12.00	\$0
----	CHEROKEE	0	0	12.00	\$0	36	JOHNSON	3	100	12.00	\$3,600
----	CLARKE	0	0	12.00	\$0	----	JONES	0	0	12.00	\$0
----	CLAY	0	0	12.00	\$0	25	LAMAR	2	600	12.00	\$14,400
----	CLAYTON	0	0	12.00	\$0	21	LANIER	5	375	12.00	\$22,500
----	CLINCH	0	0	12.00	\$0	----	LAURENS	0	0	12.00	\$0
----	COBB	0	0	12.00	\$0	----	LEE	0	0	12.00	\$0
----	COFFEE	0	0	12.00	\$0	----	LIBERTY	0	0	12.00	\$0
----	COLQUITT	0	0	12.00	\$0	----	LINCOLN	0	0	12.00	\$0
----	COLUMBIA	0	0	12.00	\$0	----	LONG	0	0	12.00	\$0
----	COOK	0	0	12.00	\$0	----	LOWNDES	0	0	12.00	\$0
18	COWETA	5	600	12.00	\$36,000	----	LUMPKIN	0	0	12.00	\$0
----	CRAWFORD	0	0	12.00	\$0	23	MACON	4	500	12.00	\$21,000
----	CRISP	0	0	12.00	\$0	10	MADISON	10	500	12.00	\$60,000
----	DADE	0	0	12.00	\$0	----	MARION	0	0	12.00	\$0
----	DAWSON	0	0	12.00	\$0	----	MCDUFFIE	0	0	12.00	\$0
17	DECATUR	5	650	12.00	\$39,000	----	MCINTOSH	0	0	12.00	\$0
----	DEKALB	0	0	12.00	\$0	----	MERIWETHER	0	0	12.00	\$0
8	DODGE	20	300	12.00	\$72,000	----	MILLER	0	0	12.00	\$0
19	DOOLY	4	650	12.00	\$31,200	13	MITCHELL	8	600	12.00	\$54,000
----	DOUGHERTY	0	0	12.00	\$0	----	MONROE	0	0	12.00	\$0
----	DOUGLAS	0	0	12.00	\$0	35	MONTGOMERY	5	70	12.00	\$4,200
----	EARLY	0	0	12.00	\$0	----	MORGAN	0	0	12.00	\$0
----	ECHOLS	0	0	12.00	\$0	----	MURRAY	0	0	12.00	\$0
----	EFFINGHAM	0	0	12.00	\$0	----	MUSCOGEE	0	0	12.00	\$0
----	ELBERT	0	0	12.00	\$0	40	NEWTON	1	35	12.00	\$420
----	EMANUEL	0	0	12.00	\$0	----	OCONEE	0	0	12.00	\$0
----	EVANS	0	0	12.00	\$0	----	OGLETHORPE	0	0	12.00	\$0
----	FANNIN	0	0	12.00	\$0	----	PAULDING	0	0	12.00	\$0

Okra Farmgate Value, 1999

Rank	County	Acres	Yield	Price	Value
----	PEACH	0	0	12.00	\$0
----	PICKENS	0	0	12.00	\$0
----	PIERCE	0	0	12.00	\$0
----	PIKE	0	0	12.00	\$0
----	POLK	0	0	12.00	\$0
----	PULASKI	0	0	12.00	\$0
----	PUTNAM	0	0	12.00	\$0
----	QUITMAN	0	0	12.00	\$0
----	RABUN	0	0	12.00	\$0
----	RANDOLPH	0	0	12.00	\$0
38	RICHMOND	1	100	12.00	\$1,200
----	ROCKDALE	0	0	12.00	\$0
----	SCHLEY	0	0	12.00	\$0
----	SCREVEN	0	0	12.00	\$0
12	SEMINOLE	8	600	12.00	\$57,600
----	SPALDING	0	0	12.00	\$0
----	STEPHENS	0	0	12.00	\$0
----	STEWART	0	0	12.00	\$0
----	SUMTER	0	0	12.00	\$0
----	TALBOT	0	0	12.00	\$0
11	TATTNALL	20	250	12.00	\$60,000
7	TAYLOR	10	650	12.00	\$78,000
----	TELFAIR	0	0	12.00	\$0
----	TERRELL	0	0	12.00	\$0
2	THOMAS	34	580	12.00	\$236,640
5	TIFT	20	650	12.00	\$156,000
----	TOOMBS	0	0	12.00	\$0
----	TOWNS	0	0	12.00	\$0
----	TREUTLEN	0	0	12.00	\$0
----	TROUP	0	0	12.00	\$0
----	TURNER	0	0	12.00	\$0
----	TWIGGS	0	0	12.00	\$0
----	UNION	0	0	12.00	\$0
----	UPSON	0	0	12.00	\$0
26	WALKER	4	275	12.00	\$13,200
----	WALTON	0	0	12.00	\$0
3	WARE	25	650	12.00	\$195,000
----	WARREN	0	0	12.00	\$0
27	WASHINGTON	2	500	12.00	\$12,000
29	WAYNE	4	180	12.00	\$8,640
34	WEBSTER	1	375	12.00	\$4,500
15	WHEELER	8	388	15.00	\$46,560
----	WHITE	0	0	12.00	\$0
----	WHITFIELD	0	0	12.00	\$0
----	WILCOX	0	0	12.00	\$0
----	WILKES	0	0	12.00	\$0
39	WILKINSON	1	80	12.00	\$480
32	WORTH	1	600	12.00	\$7,200
Okra Totals		524			\$2,653,460

Top Ten Counties, Okra Value						
Rank	County	Acres	Yield	Price	Value	
1	GRADY	205	425	10.00	\$871,250	
2	THOMAS	34	580	12.00	\$236,640	
3	WARE	25	650	12.00	\$195,000	
4	BROOKS	22	650	12.00	\$171,600	
5	TIFT	20	650	12.00	\$156,000	
6	BERRIEN	20	525	12.00	\$126,000	
7	TAYLOR	10	650	12.00	\$78,000	
8	DODGE	20	300	12.00	\$72,000	
9	CHATTOOGA	10	500	12.00	\$60,000	
9	MADISON	10	500	12.00	\$60,000	



1998 GA Okra Total	\$903,943
1997 GA All Vegetable Total	\$326,524,524
1996 GA All Vegetable Total	\$341,091,271

Snap Beans Farmgate Value, 1999

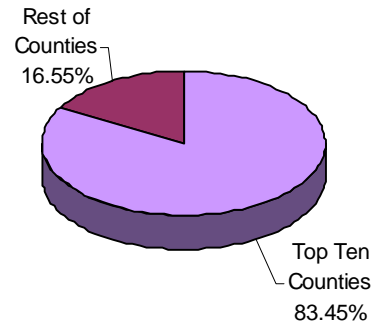
Rank	County	Acres	Yield	Price	Value	Rank	County	Acres	Yield	Price	Value
35	APPLING	30	100	13.00	\$39,000	----	FAYETTE	0	0	13.00	\$0
30	ATKINSON	37	140	13.00	\$67,340	43	FLOYD	7	100	13.00	\$9,100
31	BACON	20	200	13.00	\$52,000	----	FORSYTH	0	0	13.00	\$0
29	BAKER	60	100	13.00	\$78,000	----	FRANKLIN	0	0	13.00	\$0
----	BALDWIN	0	0	13.00	\$0	----	FULTON	0	0	13.00	\$0
----	BANKS	0	0	13.00	\$0	----	GILMER	0	0	13.00	\$0
----	BARROW	0	0	13.00	\$0	----	GLASCOCK	0	0	13.00	\$0
----	BARTOW	0	0	13.00	\$0	----	GLYNN	0	0	13.00	\$0
46	BEN HILL	5	100	13.00	\$6,500	----	GORDON	0	0	13.00	\$0
11	BERRIEN	600	135	13.00	\$1,053,000	18	GRADY	120	160	13.00	\$249,600
55	BIBB	2	100	13.00	\$2,600	----	GREENE	0	0	13.00	\$0
----	BLECKLEY	0	0	13.00	\$0	----	GWINNETT	0	0	13.00	\$0
41	BRANTLEY	9	120	13.00	\$13,260	33	HABERSHAM	30	100	13.00	\$39,000
23	BROOKS	100	140	13.00	\$182,000	48	HALL	3	130	13.00	\$5,070
----	BRYAN	0	0	13.00	\$0	----	HANCOCK	0	0	13.00	\$0
----	BULLOCH	0	0	13.00	\$0	53	HARALSON	5	50	13.00	\$3,250
----	BURKE	0	0	13.00	\$0	58	HARRIS	1	40	13.00	\$260
----	BUTTS	0	0	13.00	\$0	----	HART	0	0	13.00	\$0
----	CALHOUN	0	0	13.00	\$0	----	HEARD	0	0	13.00	\$0
----	CAMDEN	0	0	13.00	\$0	59	HENRY	6	1	13.00	\$78
21	CANDLER	75	220	13.00	\$214,500	----	HOUSTON	0	0	13.00	\$0
----	CARROLL	0	0	13.00	\$0	8	IRWIN	650	190	13.00	\$1,605,500
----	CATOOSA	0	0	13.00	\$0	----	JACKSON	0	0	13.00	\$0
----	CHARLTON	0	0	13.00	\$0	----	JASPER	0	0	13.00	\$0
----	CHATHAM	0	0	13.00	\$0	----	JEFF DAVIS	0	0	13.00	\$0
----	CHATTAHOOCHEE	0	0	13.00	\$0	54	JEFFERSON	3	75	13.00	\$2,925
----	CHATTOOGA	0	0	13.00	\$0	----	JENKINS	0	0	13.00	\$0
----	CHEROKEE	0	0	13.00	\$0	----	JOHNSON	0	0	13.00	\$0
----	CLARKE	0	0	13.00	\$0	----	JONES	0	0	13.00	\$0
52	CLAY	56	5	13.00	\$3,614	32	LAMAR	25	140	13.00	\$45,500
----	CLAYTON	0	0	13.00	\$0	40	LANIER	15	140	13.00	\$27,300
----	CLINCH	0	0	13.00	\$0	57	LAURENS	1	15	13.00	\$273
----	COBB	0	0	13.00	\$0	3	LEE	2660	149	13.00	\$5,148,768
24	COFFEE	168	80	13.00	\$174,720	----	LIBERTY	0	0	13.00	\$0
----	COLQUITT	0	0	13.00	\$0	----	LINCOLN	0	0	13.00	\$0
----	COLUMBIA	0	0	13.00	\$0	----	LONG	0	0	13.00	\$0
14	COOK	100	400	13.00	\$520,000	25	LOWNDES	50	250	13.00	\$162,500
45	COWETA	5	110	13.00	\$7,150	----	LUMPKIN	0	0	13.00	\$0
60	CRAWFORD	1	10	13.00	\$65	10	MACON	486	175	13.00	\$1,105,650
----	CRISP	0	0	13.00	\$0	----	MADISON	0	0	13.00	\$0
----	DADE	0	0	13.00	\$0	----	MARION	0	0	13.00	\$0
----	DAWSON	0	0	13.00	\$0	----	MCDUFFIE	0	0	13.00	\$0
2	DECATUR	3387	176	13.00	\$7,749,456	----	MCINTOSH	0	0	13.00	\$0
----	DEKALB	0	0	13.00	\$0	----	MERIWETHER	0	0	13.00	\$0
----	DODGE	0	0	13.00	\$0	----	MILLER	0	0	13.00	\$0
----	DOOLY	0	0	13.00	\$0	7	MITCHELL	757	170	13.00	\$1,672,970
34	DOUGHERTY	30	100	13.00	\$39,000	----	MONROE	0	0	13.00	\$0
----	DOUGLAS	0	0	13.00	\$0	12	MONTGOMERY	400	150	13.00	\$780,000
----	EARLY	0	0	13.00	\$0	----	MORGAN	0	0	13.00	\$0
4	ECHOLS	1487	166	13.00	\$3,208,946	----	MURRAY	0	0	13.00	\$0
----	EFFINGHAM	0	0	13.00	\$0	----	MUSCOGEE	0	0	13.00	\$0
----	ELBERT	0	0	13.00	\$0	38	NEWTON	30	75	13.00	\$29,250
----	EMANUEL	0	0	13.00	\$0	47	OCONEE	2	200	13.00	\$5,200
50	EVANS	3	100	13.00	\$3,900	----	OGLETHORPE	0	0	13.00	\$0
----	FANNIN	0	0	13.00	\$0	----	PAULDING	0	0	13.00	\$0

Snap Beans Farmgate Value, 1999

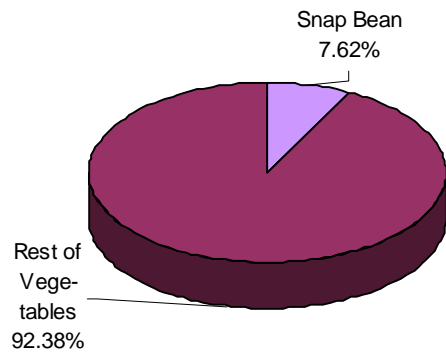
Rank	County	Acres	Yield	Price	Value
44	PEACH	5	120	13.00	\$7,800
----	PICKENS	0	0	13.00	\$0
----	PIERCE	0	0	13.00	\$0
----	PIKE	0	0	13.00	\$0
----	POLK	0	0	13.00	\$0
----	PULASKI	0	0	13.00	\$0
----	PUTNAM	0	0	13.00	\$0
----	QUITMAN	0	0	13.00	\$0
----	RABUN	0	0	13.00	\$0
----	RANDOLPH	0	0	13.00	\$0
49	RICHMOND	3	120	13.00	\$4,680
----	ROCKDALE	0	0	13.00	\$0
27	SCHLEY	60	150	13.00	\$117,000
17	SCREVEN	81	275	13.00	\$289,575
5	SEMINOLE	842	160	13.00	\$1,751,360
----	SPALDING	0	0	13.00	\$0
----	STEPHENS	0	0	13.00	\$0
36	STEWART	20	140	13.00	\$36,400
1	SUMTER	4142	149	13.00	\$8,023,635
----	TALBOT	0	0	13.00	\$0
20	TATTNALL	100	180	13.00	\$234,000
51	TAYLOR	2	140	13.00	\$3,640
----	TELFAIR	0	0	13.00	\$0
15	TERRELL	130	200	13.00	\$338,000
26	THOMAS	72	132	13.00	\$123,552
6	TIFT	925	140	13.00	\$1,683,500
13	TOOMBS	302	175	13.00	\$687,050
----	TOWNS	0	0	13.00	\$0
----	TREUTLEN	0	0	13.00	\$0
----	TROUP	0	0	13.00	\$0
19	TURNER	133	140	13.00	\$242,060
----	TWIGGS	0	0	13.00	\$0
16	UNION	20	1153	13.00	\$299,780
----	UPSON	0	0	13.00	\$0
----	WALKER	0	0	13.00	\$0
----	WALTON	0	0	13.00	\$0
22	WARE	100	150	13.00	\$195,000
----	WARREN	0	0	13.00	\$0
----	WASHINGTON	0	0	13.00	\$0
9	WAYNE	250	350	13.00	\$1,137,500
56	WEBSTER	1	100	13.00	\$1,300
39	WHEELER	12	180	13.00	\$28,080
42	WHITE	7	140	13.00	\$12,740
----	WHITFIELD	0	0	13.00	\$0
37	WILCOX	15	150	13.00	\$29,250
----	WILKES	0	0	13.00	\$0
----	WILKINSON	0	0	13.00	\$0
28	WORTH	60	125	13.00	\$97,500
Snap Bean Totals		18,707			\$39,650,648

Top Ten Counties, Snap Bean Value						
Rank	County	Acres	Yield	Price	Value	
1	SUMTER	4142	149	13.00	\$8,023,635	
2	DECATUR	3387	176	13.00	\$7,749,456	
3	LEE	2660	149	13.00	\$5,148,768	
4	ECHOLS	1487	166	13.00	\$3,208,946	
5	SEMINOLE	842	160	13.00	\$1,751,360	
6	TIFT	925	140	13.00	\$1,683,500	
7	MITCHELL	757	170	13.00	\$1,672,970	
8	IRWIN	650	190	13.00	\$1,605,500	
9	WAYNE	250	350	13.00	\$1,137,500	
10	MACON	486	175	13.00	\$1,105,650	

Top Ten Counties as % of Snap Beans



Snap Beans % of Vegetable Value



1998 GA Snap Bean Total	\$29,304,405.89
1997 GA All Vegetable Total	\$326,524,524.00
1996 GA All Vegetable Total	\$341,091,271.00

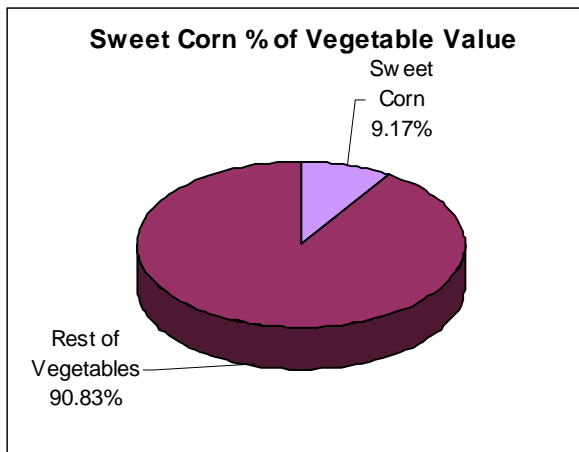
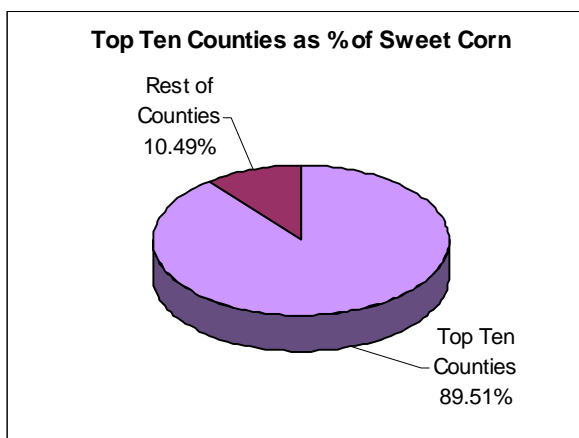
Sweet Corn Farmgate Value, 1999

Rank	County	Acres	Yield	Price	Value	Rank	County	Acres	Yield	Price	Value
57	APPLING	20	200	5.88	\$23,520	42	FAYETTE	15	500	5.88	\$44,100
62	ATKINSON	11	300	5.88	\$19,404	20	FLOYD	75	400	5.88	\$176,400
26	BACON	20	800	5.88	\$94,080	----	FORSYTH	0	0	5.88	\$0
8	BAKER	160	400	5.88	\$376,320	----	FRANKLIN	0	0	5.88	\$0
77	BALDWIN	5	350	5.88	\$10,290	----	FULTON	0	0	5.88	\$0
60	BANKS	12	300	5.88	\$21,168	56	GILMER	10	429	5.88	\$25,225
78	BARROW	10	188	5.00	\$9,400	----	GLASCOCK	0	0	5.88	\$0
----	BARTOW	0	0	5.00	\$0	----	GLYNN	0	0	5.88	\$0
54	BEN HILL	15	325	5.88	\$28,665	89	GORDON	4	260	5.88	\$5,351
31	BERRIEN	75	175	5.88	\$77,175	5	GRADY	225	415	5.88	\$549,045
67	BIBB	8	350	5.88	\$16,464	----	GREENE	0	0	5.88	\$0
44	BLECKLEY	20	300	5.88	\$35,280	----	GWINNETT	0	0	5.88	\$0
92	BRANTLEY	3	250	5.88	\$4,410	38	HABERSHAM	30	300	5.88	\$52,920
27	BROOKS	50	300	5.88	\$88,200	67	HALL	10	280	5.88	\$16,464
82	BRYAN	50	25	5.88	\$7,350	70	HANCOCK	50	50	5.88	\$14,700
18	BULLOCH	160	220	5.88	\$206,976	51	HARALSON	20	250	5.88	\$29,400
79	BURKE	10	150	5.88	\$8,820	51	HARRIS	25	200	5.88	\$29,400
----	BUTTS	0	0	5.88	\$0	34	HART	25	429	5.88	\$63,063
----	CALHOUN	0	0	5.88	\$0	----	HEARD	0	0	5.88	\$0
----	CAMDEN	0	0	5.88	\$0	85	HENRY	5	200	5.88	\$5,880
32	CANDLER	50	250	5.88	\$73,500	73	HOUSTON	7	300	5.88	\$12,877
51	CARROLL	25	200	5.88	\$29,400	94	IRWIN	1	429	5.88	\$2,523
----	CATOOSA	0	0	5.88	\$0	----	JACKSON	0	0	5.88	\$0
72	CHARLTON	20	120	5.88	\$14,112	63	JASPER	10	300	5.88	\$17,640
----	CHATHAM	0	0	5.88	\$0	----	JEFF DAVIS	0	0	5.88	\$0
----	CHATTAHOOCHEE	0	0	5.88	\$0	49	JEFFERSON	18	300	5.88	\$31,752
36	CHATTOOGA	25	400	5.88	\$58,800	----	JENKINS	0	0	5.88	\$0
----	CHEROKEE	0	0	5.88	\$0	69	JOHNSON	35	75	5.88	\$15,435
----	CLARKE	0	0	5.88	\$0	----	JONES	0	0	5.88	\$0
----	CLAY	0	0	5.88	\$0	19	LAMAR	75	429	5.88	\$189,189
47	CLAYTON	20	280	5.88	\$32,928	----	LANIER	0	0	5.88	\$0
----	CLINCH	0	0	5.88	\$0	22	LAURENS	65	300	5.88	\$114,660
----	COBB	0	0	5.88	\$0	4	LEE	802	352	5.88	\$1,658,271
36	COFFEE	50	200	5.88	\$58,800	81	LIBERTY	3	429	5.88	\$7,568
11	COLQUITT	200	250	5.88	\$294,000	----	LINCOLN	0	0	5.88	\$0
----	COLUMBIA	0	0	5.88	\$0	----	LONG	0	0	5.88	\$0
----	COOK	0	0	5.88	\$0	----	LOWNDES	0	0	5.88	\$0
33	COWETA	30	375	5.88	\$66,150	42	LUMPKIN	25	300	5.88	\$44,100
96	CRAWFORD	3	40	5.88	\$706	24	MACON	207	4	140.00	\$101,430
----	CRISP	0	0	5.88	\$0	----	MADISON	0	0	5.88	\$0
75	DADE	5	400	5.88	\$11,760	61	MARION	25	136	5.88	\$19,992
27	DAWSON	100	150	5.88	\$88,200	----	MCDUFFIE	0	0	5.88	\$0
1	DECATUR	11283	390	5.88	\$25,874,176	----	MCINTOSH	0	0	5.88	\$0
----	DEKALB	0	0	5.88	\$0	35	MERIWETHER	25	425	5.88	\$62,475
21	DODGE	100	250	5.88	\$147,000	3	MILLER	715	400	5.88	\$1,681,680
63	DOOLY	10	300	5.88	\$17,640	2	MITCHELL	5293	350	5.88	\$10,892,994
85	DOUGHERTY	10	100	5.88	\$5,880	----	MONROE	0	0	5.88	\$0
----	DOUGLAS	0	0	5.88	\$0	93	MONTGOMERY	10	50	5.88	\$2,940
----	EARLY	0	0	5.88	\$0	----	MORGAN	0	0	5.88	\$0
79	ECHOLS	5	300	5.88	\$8,820	----	MURRAY	0	0	5.88	\$0
75	EFFINGHAM	5	400	5.88	\$11,760	----	MUSCOGEE	0	0	5.88	\$0
91	ELBERT	4	200	5.88	\$4,704	55	NEWTON	60	80	5.88	\$28,224
85	EMANUEL	4	250	5.88	\$5,880	74	OCONEE	5	429	5.88	\$12,613
----	EVANS	0	0	5.88	\$0	----	OGLETHORPE	0	0	5.88	\$0
----	FANNIN	0	0	5.88	\$0	----	PAULDING	0	0	5.88	\$0

Sweet Corn Farmgate Value, 1999

Rank	County	Acres	Yield	Price	Value
----	PEACH	0	0	5.88	\$0
57	PICKENS	40	100	5.88	\$23,520
----	PIERCE	0	0	5.88	\$0
14	PIKE	100	429	5.88	\$252,252
----	POLK	0	0	5.88	\$0
----	PULASKI	0	0	5.88	\$0
25	PUTNAM	90	190	5.88	\$100,548
----	QUITMAN	0	0	5.88	\$0
----	RABUN	0	0	5.88	\$0
90	RANDOLPH	6	150	5.88	\$5,292
27	RICHMOND	50	300	5.88	\$88,200
16	ROCKDALE	100	400	5.88	\$235,200
22	SCHLEY	65	300	5.88	\$114,660
----	SCREVEN	0	0	5.88	\$0
82	SEMINOLE	5	250	5.88	\$7,350
----	SPALDING	0	0	5.88	\$0
----	STEPHENS	0	0	5.88	\$0
----	STEWART	0	0	5.88	\$0
10	SUMTER	240	238	5.88	\$335,866
----	TALBOT	0	0	5.88	\$0
40	TATTNALL	55	155	5.88	\$50,127
44	TAYLOR	20	300	5.88	\$35,280
----	TELFAIR	0	0	5.88	\$0
59	TERRELL	20	185	5.88	\$21,756
----	THOMAS	0	0	5.88	\$0
14	TIFT	100	429	5.88	\$252,252
6	TOOMBS	290	320	5.88	\$545,664
30	TOWNS	10	1400	5.88	\$82,320
----	TREUTLEN	0	0	5.88	\$0
47	TROUP	14	400	5.88	\$32,928
71	TURNER	7	350	5.88	\$14,406
85	TWIGGS	5	200	5.88	\$5,880
7	UNION	400	550	2.00	\$440,000
63	UPSON	10	300	5.88	\$17,640
----	WALKER	0	0	5.88	\$0
82	WALTON	5	250	5.88	\$7,350
11	WARE	200	250	5.88	\$294,000
17	WARREN	150	240	5.88	\$211,680
44	WASHINGTON	20	300	5.88	\$35,280
13	WAYNE	160	275	5.88	\$258,720
63	WEBSTER	10	300	5.88	\$17,640
41	WHEELER	19	430	5.88	\$48,040
9	WHITE	250	240	5.88	\$352,800
----	WHITFIELD	0	0	5.88	\$0
38	WILCOX	30	300	5.88	\$52,920
----	WILKES	0	0	5.88	\$0
95	WILKINSON	2	80	5.88	\$941
50	WORTH	15	350	5.88	\$30,870
Sweet Corn Totals		22,940			\$47,711,428

Top Ten Counties, Sweet Corn Value					
Rank	County	Acres	Yield	Price	Value
1	DECATUR	11283	390	5.88	\$25,874,176
2	MITCHELL	5293	350	5.88	\$10,892,994
3	MILLER	715	400	5.88	\$1,681,680
4	LEE	802	352	5.88	\$1,658,271
5	GRADY	225	415	5.88	\$549,045
6	TOOMBS	290	320	5.88	\$545,664
7	UNION	400	550	2.00	\$440,000
8	BAKER	160	400	5.88	\$376,320
9	WHITE	250	240	5.88	\$352,800
10	SUMTER	240	238	5.88	\$335,866



1998 GA Sweet Corn Total	\$54,386,355
1997 GA All Vegetable Total	\$326,524,524
1996 GA All Vegetable Total	\$341,091,271

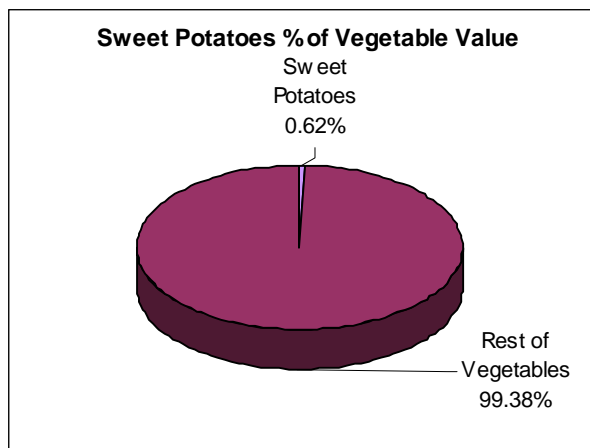
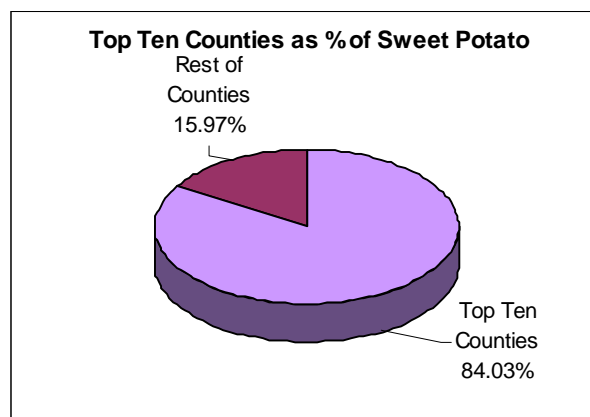
Sweet Potato Farmgate Value, 1999

Rank	County	Acres	Yield	Price	Value	Rank	County	Acres	Yield	Price	Value
19	APPLING	15	100	12.00	\$18,000	----	FAYETTE	0	0	12.00	\$0
----	ATKINSON	0	0	12.00	\$0	----	FLOYD	0	0	12.00	\$0
6	BACON	25	490	12.00	\$147,000	----	FORSYTH	0	0	12.00	\$0
----	BAKER	0	0	12.00	\$0	----	FRANKLIN	0	0	12.00	\$0
----	BALDWIN	0	0	12.00	\$0	----	FULTON	0	0	12.00	\$0
----	BANKS	0	0	12.00	\$0	----	GILMER	0	0	12.00	\$0
----	BARROW	0	0	12.00	\$0	----	GLASCOCK	0	0	12.00	\$0
----	BARTOW	0	0	12.00	\$0	----	GLYNN	0	0	12.00	\$0
24	BEN HILL	5	200	12.00	\$12,000	----	GORDON	0	0	12.00	\$0
5	BERRIEN	35	400	12.00	\$168,000	17	GRADY	10	200	12.00	\$24,000
24	BIBB	4	250	12.00	\$12,000	----	GREENE	0	0	12.00	\$0
----	BLECKLEY	0	0	12.00	\$0	----	GWINNETT	0	0	12.00	\$0
----	BRANTLEY	0	0	12.00	\$0	----	HABERSHAM	0	0	12.00	\$0
22	BROOKS	5	250	12.00	\$15,000	35	HALL	2	230	12.00	\$5,520
----	BRYAN	0	0	12.00	\$0	18	HANCOCK	25	75	12.00	\$22,500
----	BULLOCH	0	0	12.00	\$0	----	HARALSON	0	0	12.00	\$0
----	BURKE	0	0	12.00	\$0	44	HARRIS	1	60	12.00	\$360
----	BUTTS	0	0	12.00	\$0	----	HART	0	0	12.00	\$0
----	CALHOUN	0	0	12.00	\$0	----	HEARD	0	0	12.00	\$0
----	CAMDEN	0	0	12.00	\$0	----	HENRY	0	0	12.00	\$0
14	CANDLER	10	300	12.00	\$36,000	29	HOUSTON	3	250	12.00	\$9,000
38	CARROLL	10	25	12.00	\$3,000	10	IRWIN	14	400	12.00	\$67,200
----	CATOOSA	0	0	12.00	\$0	----	JACKSON	0	0	12.00	\$0
----	CHARLTON	0	0	12.00	\$0	----	JASPER	0	0	12.00	\$0
----	CHATHAM	0	0	12.00	\$0	3	JEFF DAVIS	50	500	12.00	\$300,000
----	CHATTAHOOCHEE	0	0	12.00	\$0	40	JEFFERSON	1	200	12.00	\$2,400
----	CHATTOOGA	0	0	12.00	\$0	----	JENKINS	0	0	12.00	\$0
----	CHEROKEE	0	0	12.00	\$0	----	JOHNSON	0	0	12.00	\$0
----	CLARKE	0	0	12.00	\$0	----	JONES	0	0	12.00	\$0
----	CLAY	0	0	12.00	\$0	----	LAMAR	0	0	12.00	\$0
----	CLAYTON	0	0	12.00	\$0	15	LANIER	10	268	12.00	\$32,160
----	CLINCH	0	0	12.00	\$0	32	LAURENS	2	250	12.00	\$6,000
----	COBB	0	0	12.00	\$0	1	LEE	192	482	12.00	\$1,111,219
----	COFFEE	0	0	12.00	\$0	----	LIBERTY	0	0	12.00	\$0
----	COLQUITT	0	0	12.00	\$0	----	LINCOLN	0	0	12.00	\$0
----	COLUMBIA	0	0	12.00	\$0	----	LONG	0	0	12.00	\$0
----	COOK	0	0	12.00	\$0	4	LOWNDES	40	400	12.00	\$192,000
----	COWETA	0	0	12.00	\$0	----	LUMPKIN	0	0	12.00	\$0
----	CRAWFORD	0	0	12.00	\$0	38	MACON	3	100	12.00	\$3,000
----	CRISP	0	0	12.00	\$0	8	MADISON	28	400	12.00	\$134,400
----	DADE	0	0	12.00	\$0	----	MARION	0	0	12.00	\$0
----	DAWSON	0	0	12.00	\$0	----	MCDUFFIE	0	0	12.00	\$0
12	DECATUR	7	600	12.00	\$50,400	----	MCINTOSH	0	0	12.00	\$0
----	DEKALB	0	0	12.00	\$0	----	MERIWETHER	0	0	12.00	\$0
24	DODGE	5	200	12.00	\$12,000	----	MILLER	0	0	12.00	\$0
13	DOOLY	15	250	12.00	\$45,000	32	MITCHELL	2	250	12.00	\$6,000
----	DOUGHERTY	0	0	12.00	\$0	----	MONROE	0	0	12.00	\$0
----	DOUGLAS	0	0	12.00	\$0	----	MONTGOMERY	0	0	12.00	\$0
----	EARLY	0	0	12.00	\$0	----	MORGAN	0	0	12.00	\$0
19	ECHOLS	3	500	12.00	\$18,000	----	MURRAY	0	0	12.00	\$0
32	EFFINGHAM	2	250	12.00	\$6,000	----	MUSCOGEE	0	0	12.00	\$0
----	ELBERT	0	0	12.00	\$0	43	NEWTON	1	35	12.00	\$420
21	EMANUEL	6	220	12.00	\$15,840	29	OCONEE	3	250	12.00	\$9,000
----	EVANS	0	0	12.00	\$0	----	OGLETHORPE	0	0	12.00	\$0
----	FANNIN	0	0	12.00	\$0	----	PAULDING	0	0	12.00	\$0

Sweet Potato Farmgate Value, 1999

Rank	County	Acres	Yield	Price	Value
----	PEACH	0	0	12.00	\$0
----	PICKENS	0	0	12.00	\$0
----	PIERCE	0	0	12.00	\$0
----	PIKE	0	0	12.00	\$0
----	POLK	0	0	12.00	\$0
----	PULASKI	0	0	12.00	\$0
----	PUTNAM	0	0	12.00	\$0
----	QUITMAN	0	0	12.00	\$0
----	RABUN	0	0	12.00	\$0
----	RANDOLPH	0	0	12.00	\$0
----	RICHMOND	0	0	12.00	\$0
----	ROCKDALE	0	0	12.00	\$0
11	SCHLEY	25	220	12.00	\$66,000
----	SCREVEN	0	0	12.00	\$0
22	SEMINOLE	5	250	12.00	\$15,000
----	SPALDING	0	0	12.00	\$0
----	STEPHENS	0	0	12.00	\$0
----	STEWART	0	0	12.00	\$0
----	SUMTER	0	0	12.00	\$0
36	TALBOT	2	200	12.00	\$4,800
9	TATTNALL	55	150	12.00	\$99,000
16	TAYLOR	10	220	12.00	\$26,400
----	TELFAIR	0	0	12.00	\$0
----	TERRELL	0	0	12.00	\$0
----	THOMAS	0	0	12.00	\$0
2	TIFT	104	275	12.00	\$343,200
----	TOOMBS	0	0	12.00	\$0
----	TOWNS	0	0	12.00	\$0
----	TREUTLEN	0	0	12.00	\$0
----	TROUP	0	0	12.00	\$0
----	TURNER	0	0	12.00	\$0
24	TWIGGS	5	200	12.00	\$12,000
----	UNION	0	0	12.00	\$0
----	UPSON	0	0	12.00	\$0
----	WALKER	0	0	12.00	\$0
----	WALTON	0	0	12.00	\$0
----	WARE	0	0	12.00	\$0
31	WARREN	2	350	12.00	\$8,400
24	WASHINGTON	4	250	12.00	\$12,000
7	WAYNE	30	400	12.00	\$144,000
41	WEBSTER	1	100	12.00	\$1,200
37	WHEELER	2	250	12.00	\$4,500
----	WHITE	0	0	12.00	\$0
----	WHITFIELD	0	0	12.00	\$0
----	WILCOX	0	0	12.00	\$0
----	WILKES	0	0	12.00	\$0
42	WILKINSON	1	80	12.00	\$480
----	WORTH	0	0	12.00	\$0
Sweet Potato Totals		778			\$3,220,399

Top Ten Counties, Sweet Potato Value						
Rank	County	Acres	Yield	Price	Value	
1	LEE	192	482	12.00	\$1,111,219	
2	TIFT	104	275	12.00	\$343,200	
3	JEFF DAVIS	50	500	12.00	\$300,000	
4	LOWNDES	40	400	12.00	\$192,000	
5	BERRIEN	35	400	12.00	\$168,000	
6	BACON	25	490	12.00	\$147,000	
7	WAYNE	30	400	12.00	\$144,000	
8	MADISON	28	400	12.00	\$134,400	
9	TATTNALL	55	150	12.00	\$99,000	
10	IRWIN	14	400	12.00	\$67,200	



1998 GA Sweet Potato Total	\$1,965,360
1997 GA All Vegetable Total	\$362,524,524
1996 GA All Vegetable Total	\$341,091,271

Tomato Farmgate Value, 1999

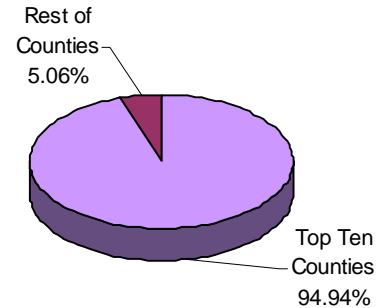
Rank	County	Acres	Yield	Price	Value	Rank	County	Acres	Yield	Price	Value
----	APPLING	0	0	6.65	\$0	19	FAYETTE	10	1300	6.65	\$86,450
----	ATKINSON	0	0	6.65	\$0	60	FLOYD	3	100	6.65	\$1,995
14	BACON	20	1650	6.65	\$219,450	----	FORSYTH	0	0	6.65	\$0
----	BAKER	0	0	6.65	\$0	----	FRANKLIN	0	0	6.65	\$0
----	BALDWIN	0	0	6.65	\$0	----	FULTON	0	0	6.65	\$0
55	BANKS	5	88	6.65	\$2,926	----	GILMER	0	0	6.65	\$0
----	BARROW	0	0	6.65	\$0	----	GLASCOCK	0	0	6.65	\$0
----	BARTOW	0	0	6.65	\$0	----	GLYNN	0	0	6.65	\$0
----	BEN HILL	0	0	6.65	\$0	44	GORDON	3	640	6.65	\$12,768
33	BERRIEN	10	425	6.65	\$28,263	6	GRADY	130	1300	6.65	\$1,123,850
56	BIBB	1	800	6.65	\$2,660	----	GREENE	0	0	6.65	\$0
----	BLECKLEY	0	0	6.65	\$0	----	GWINNETT	0	0	6.65	\$0
45	BRANTLEY	3	600	6.65	\$11,970	18	HABERSHAM	15	1000	6.65	\$99,750
7	BROOKS	100	1200	6.65	\$798,000	24	HALL	10	1150	6.65	\$76,475
----	BRYAN	0	0	6.65	\$0	----	HANCOCK	0	0	6.65	\$0
10	BULLOCH	110	800	6.65	\$585,200	----	HARALSON	0	0	6.65	\$0
----	BURKE	0	0	6.65	\$0	32	HARRIS	6	725	6.65	\$28,928
----	BUTTS	0	0	6.65	\$0	----	HART	0	0	6.65	\$0
----	CALHOUN	0	0	6.65	\$0	----	HEARD	0	0	6.65	\$0
----	CAMDEN	0	0	6.65	\$0	65	HENRY	4	6	6.65	\$160
----	CANDLER	0	0	6.65	\$0	----	HOUSTON	0	0	6.65	\$0
----	CARROLL	0	0	6.65	\$0	26	IRWIN	5	1600	6.65	\$53,200
29	CATOOSA	30	200	6.65	\$39,900	----	JACKSON	0	0	6.65	\$0
----	CHARLTON	0	0	6.65	\$0	15	JASPER	20	1200	6.65	\$159,600
----	CHATHAM	0	0	6.65	\$0	----	JEFF DAVIS	0	0	6.65	\$0
----	CHATTAHOOCHEE	0	0	6.65	\$0	56	JEFFERSON	1	400	6.65	\$2,660
21	CHATTOOGA	10	1200	6.65	\$79,800	----	JENKINS	0	0	6.65	\$0
----	CHEROKEE	0	0	6.65	\$0	----	JOHNSON	0	0	6.65	\$0
----	CLARKE	0	0	6.65	\$0	----	JONES	0	0	6.65	\$0
----	CLAY	0	0	6.65	\$0	17	LAMAR	15	1200	6.65	\$119,700
28	CLAYTON	6	1100	6.65	\$43,890	----	LANIER	0	0	6.65	\$0
----	CLINCH	0	0	6.65	\$0	53	LAURENS	1	600	6.65	\$3,990
----	COBB	0	0	6.65	\$0	----	LEE	0	0	6.65	\$0
41	COFFEE	5	500	6.65	\$16,625	42	LIBERTY	2	1200	6.65	\$15,960
5	COLQUITT	300	700	6.65	\$1,396,500	----	LINCOLN	0	0	6.65	\$0
----	COLUMBIA	0	0	6.65	\$0	----	LONG	0	0	6.65	\$0
29	COOK	20	300	6.65	\$39,900	8	LOWNDES	50	2000	6.65	\$665,000
21	COWETA	10	1200	6.65	\$79,800	54	LUMPKIN	1	900	6.65	\$2,993
63	CRAWFORD	2	40	6.65	\$532	50	MACON	2	600	6.65	\$7,980
----	CRISP	0	0	6.65	\$0	----	MADISON	0	0	6.65	\$0
35	DADE	3	1200	6.65	\$23,940	----	MARION	0	0	6.65	\$0
----	DAWSON	0	0	6.65	\$0	----	MCDUFFIE	0	0	6.65	\$0
1	DECATUR	3750	1575	6.65	\$39,276,563	----	MCINTOSH	0	0	6.65	\$0
----	DEKALB	0	0	6.65	\$0	----	MERIWETHER	0	0	6.65	\$0
27	DODGE	15	500	6.65	\$49,875	----	MILLER	0	0	6.65	\$0
----	DOOLY	0	0	6.65	\$0	11	MITCHELL	109	600	6.65	\$434,910
----	DOUGHERTY	0	0	6.65	\$0	----	MONROE	0	0	6.65	\$0
----	DOUGLAS	0	0	6.65	\$0	----	MONTGOMERY	0	0	6.65	\$0
----	EARLY	0	0	6.65	\$0	----	MORGAN	0	0	6.65	\$0
3	ECHOLS	475	1846	6.65	\$5,831,053	----	MURRAY	0	0	6.65	\$0
----	EFFINGHAM	0	0	6.65	\$0	----	MUSCOGEE	0	0	6.65	\$0
----	ELBERT	0	0	6.65	\$0	62	NEWTON	8	25	6.65	\$1,330
----	EMANUEL	0	0	6.65	\$0	----	OCONEE	0	0	6.65	\$0
----	EVANS	0	0	6.65	\$0	----	OGLETHORPE	0	0	6.65	\$0
----	FANNIN	0	0	6.65	\$0	52	PAULDING	10	100	6.65	\$6,650

Tomato Farmgate Value, 1999

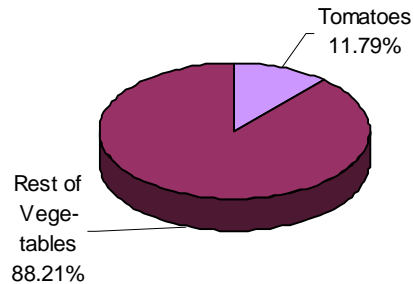
Rank	County	Acres	Yield	Price	Value
25	PEACH	10	1000	6.65	\$66,500
43	PICKENS	2	1000	6.65	\$13,300
38	PIERCE	5	650	6.65	\$21,613
----	PIKE	0	0	6.65	\$0
----	POLK	0	0	6.65	\$0
----	PULASKI	0	0	6.65	\$0
61	PUTNAM	1	210	6.65	\$1,397
----	QUITMAN	0	0	6.65	\$0
4	RABUN	125	2300	6.65	\$1,911,875
----	RANDOLPH	0	0	6.65	\$0
19	RICHMOND	10	1300	6.65	\$86,450
----	ROCKDALE	0	0	6.65	\$0
----	SCHLEY	0	0	6.65	\$0
16	SCREVEN	19	1040	6.65	\$131,404
2	SEMINOLE	750	1200	6.65	\$5,985,000
----	SPALDING	0	0	6.65	\$0
21	STEPHENS	10	1200	6.65	\$79,800
----	STEWART	0	0	6.65	\$0
----	SUMTER	0	0	6.65	\$0
45	TALBOT	2	900	6.65	\$11,970
13	TATTNALL	40	1300	6.65	\$345,800
35	TAYLOR	3	1200	6.65	\$23,940
----	TELFAIR	0	0	6.65	\$0
----	TERRELL	0	0	6.65	\$0
----	THOMAS	0	0	6.65	\$0
9	TIFT	75	1300	6.65	\$648,375
40	TOOMBS	3	1200	6.65	\$19,950
59	TOWNS	2	160	6.65	\$2,128
----	TREUTLEN	0	0	6.65	\$0
31	TROUP	5	1000	6.65	\$33,250
48	TURNER	1	1400	6.65	\$9,310
47	TWIGGS	5	350	6.65	\$11,638
49	UNION	5	241	6.65	\$8,013
----	UPSON	0	0	6.65	\$0
56	WALKER	2	200	6.65	\$2,660
----	WALTON	0	0	6.65	\$0
12	WARE	50	1200	6.65	\$399,000
----	WARREN	0	0	6.65	\$0
35	WASHINGTON	3	1200	6.65	\$23,940
39	WAYNE	15	210	6.65	\$20,948
----	WEBSTER	0	0	6.65	\$0
34	WHEELER	2	1600	6.65	\$24,472
----	WHITE	0	0	6.65	\$0
----	WHITFIELD	0	0	6.65	\$0
----	WILCOX	0	0	6.65	\$0
----	WILKES	0	0	6.65	\$0
64	WILKINSON	1	80	6.65	\$266
50	WORTH	1	1200	6.65	\$7,980
Tomato Totals		6,425			\$61,322,170

Top Ten Counties, Tomato Value						
Rank	County	Acres	Yield	Price	Value	
1	DECATUR	3750	1575	6.65	\$39,276,563	
2	SEMINOLE	750	1200	6.65	\$5,985,000	
3	ECHOLS	475	1846	6.65	\$5,831,053	
4	RABUN	125	2300	6.65	\$1,911,875	
5	COLQUITT	300	700	6.65	\$1,396,500	
6	GRADY	130	1300	6.65	\$1,123,850	
7	BROOKS	100	1200	6.65	\$798,000	
8	LOWNDES	50	2000	6.65	\$665,000	
9	TIFT	75	1300	6.65	\$648,375	
10	BULLOCH	110	800	6.65	\$585,200	

Top Ten Counties as % of Tomatoes



Tomatoes % of Vegetable Value



1998 GA Tomato Total	\$79,332,669.60
1997 GA All Vegetable Total	\$362,524,524.00
1996 GA All Vegetable Total	\$341,091,271.00

Vidalia Onion Farmgate Value, 1999

Rank	County	Acres	Yield	Price	Value	Rank	County	Acres	Yield	Price	Value
----	APPLING	0	0	0.28	\$0	----	FAYETTE	0	0	0.28	\$0
----	ATKINSON	0	0	0.28	\$0	----	FLOYD	0	0	0.28	\$0
13	BACON	10	20000	0.28	\$56,000	----	FORSYTH	0	0	0.28	\$0
----	BAKER	0	0	0.28	\$0	----	FRANKLIN	0	0	0.28	\$0
----	BALDWIN	0	0	0.28	\$0	----	FULTON	0	0	0.28	\$0
----	BANKS	0	0	0.28	\$0	----	GILMER	0	0	0.28	\$0
----	BARROW	0	0	0.28	\$0	----	GLASCOCK	0	0	0.28	\$0
----	BARTOW	0	0	0.28	\$0	----	GLYNN	0	0	0.28	\$0
----	BEN HILL	0	0	0.28	\$0	----	GORDON	0	0	0.28	\$0
----	BERRIEN	0	0	0.28	\$0	----	GRADY	0	0	0.28	\$0
----	BIBB	0	0	0.28	\$0	----	GREENE	0	0	0.28	\$0
----	BLECKLEY	0	0	0.28	\$0	----	GWINNETT	0	0	0.28	\$0
----	BRANTLEY	0	0	0.28	\$0	----	HABERSHAM	0	0	0.28	\$0
----	BROOKS	0	0	0.28	\$0	----	HALL	0	0	0.28	\$0
----	BRYAN	0	0	0.28	\$0	----	HANCOCK	0	0	0.28	\$0
3	BULLOCH	770	20000	0.28	\$4,312,000	----	HARALSON	0	0	0.28	\$0
----	BURKE	0	0	0.28	\$0	----	HARRIS	0	0	0.28	\$0
----	BUTTS	0	0	0.28	\$0	----	HART	0	0	0.28	\$0
----	CALHOUN	0	0	0.28	\$0	----	HEARD	0	0	0.28	\$0
----	CAMDEN	0	0	0.28	\$0	----	HENRY	0	0	0.28	\$0
12	CANDLER	1350	325	0.28	\$122,850	----	HOUSTON	0	0	0.28	\$0
----	CARROLL	0	0	0.28	\$0	14	IRWIN	3	19000	0.28	\$15,960
----	CATOOSA	0	0	0.28	\$0	----	JACKSON	0	0	0.28	\$0
----	CHARLTON	0	0	0.28	\$0	----	JASPER	0	0	0.28	\$0
----	CHATHAM	0	0	0.28	\$0	----	JEFF DAVIS	0	0	0.28	\$0
----	CHATTAHOOCHEE	0	0	0.28	\$0	----	JEFFERSON	0	0	0.28	\$0
----	CHATTOOGA	0	0	0.28	\$0	----	JENKINS	0	0	0.28	\$0
----	CHEROKEE	0	0	0.28	\$0	----	JOHNSON	0	0	0.28	\$0
----	CLARKE	0	0	0.28	\$0	----	JONES	0	0	0.28	\$0
----	CLAY	0	0	0.28	\$0	----	LAMAR	0	0	0.28	\$0
----	CLAYTON	0	0	0.28	\$0	----	LANIER	0	0	0.28	\$0
----	CLINCH	0	0	0.28	\$0	7	LAURENS	379	19000	0.28	\$2,016,280
----	COBB	0	0	0.28	\$0	----	LEE	0	0	0.28	\$0
17	COFFEE	4	5000	0.28	\$5,600	----	LIBERTY	0	0	0.28	\$0
----	COLQUITT	0	0	0.28	\$0	----	LINCOLN	0	0	0.28	\$0
----	COLUMBIA	0	0	0.28	\$0	14	LONG	30	1900	0.28	\$15,960
16	COOK	15	1500	0.28	\$6,300	----	LOWNDES	0	0	0.28	\$0
----	COWETA	0	0	0.28	\$0	----	LUMPKIN	0	0	0.28	\$0
----	CRAWFORD	0	0	0.28	\$0	----	MACON	0	0	0.28	\$0
----	CRISP	0	0	0.28	\$0	----	MADISON	0	0	0.28	\$0
----	DADE	0	0	0.28	\$0	----	MARION	0	0	0.28	\$0
----	DAWSON	0	0	0.28	\$0	----	MCDUFFIE	0	0	0.28	\$0
----	DECATUR	0	0	0.28	\$0	----	MCINTOSH	0	0	0.28	\$0
----	DEKALB	0	0	0.28	\$0	----	MERIWETHER	0	0	0.28	\$0
10	DODGE	125	12000	0.28	\$420,000	----	MILLER	0	0	0.28	\$0
----	DOOLY	0	0	0.28	\$0	----	MITCHELL	0	0	0.28	\$0
----	DOUGHERTY	0	0	0.28	\$0	----	MONROE	0	0	0.28	\$0
----	DOUGLAS	0	0	0.28	\$0	6	MONTGOMERY	500	15000	0.28	\$2,100,000
----	EARLY	0	0	0.28	\$0	----	MORGAN	0	0	0.28	\$0
----	ECHOLS	0	0	0.28	\$0	----	MURRAY	0	0	0.28	\$0
----	EFFINGHAM	0	0	0.28	\$0	----	MUSCOGEE	0	0	0.28	\$0
----	ELBERT	0	0	0.28	\$0	20	NEWTON	1	300	0.28	\$84
----	EMANUEL	0	0	0.28	\$0	----	OCONEE	0	0	0.28	\$0
5	EVANS	456	21000	0.28	\$2,681,280	----	OGLETHORPE	0	0	0.28	\$0
----	FANNIN	0	0	0.28	\$0	----	PAULDING	0	0	0.28	\$0

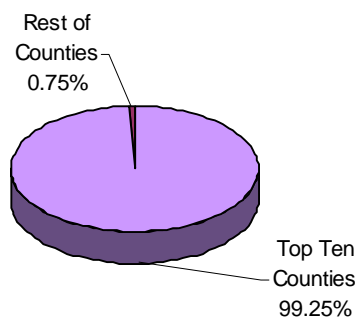
Vidalia Onion Farmgate Value, 1999

Rank	County	Acres	Yield	Price	Value
----	PEACH	0	0	0.28	\$0
----	PICKENS	0	0	0.28	\$0
8	PIERCE	110	32500	0.28	\$1,001,000
----	PIKE	0	0	0.28	\$0
----	POLK	0	0	0.28	\$0
----	PULASKI	0	0	0.28	\$0
----	PUTNAM	0	0	0.28	\$0
----	QUITMAN	0	0	0.28	\$0
----	RABUN	0	0	0.28	\$0
----	RANDOLPH	0	0	0.28	\$0
19	RICHMOND	1	1900	0.28	\$532
----	ROCKDALE	0	0	0.28	\$0
----	SCHLEY	0	0	0.28	\$0
----	SCREVEN	0	0	0.28	\$0
18	SEMINOLE	4	2900	0.28	\$3,248
----	SPALDING	0	0	0.28	\$0
----	STEPHENS	0	0	0.28	\$0
----	STEWART	0	0	0.28	\$0
----	SUMTER	0	0	0.28	\$0
----	TALBOT	0	0	0.28	\$0
1	TATTNALL	7945	19000	0.28	\$42,267,400
----	TAYLOR	0	0	0.28	\$0
----	TELFAIR	0	0	0.28	\$0
----	TERRELL	0	0	0.28	\$0
----	THOMAS	0	0	0.28	\$0
----	TIFT	0	0	0.28	\$0
2	TOOMBS	4000	22500	0.28	\$25,200,000
----	TOWNS	0	0	0.28	\$0
9	TREUTLEN	120	19000	0.28	\$638,400
----	TROUP	0	0	0.28	\$0
----	TURNER	0	0	0.28	\$0
----	TWIGGS	0	0	0.28	\$0
----	UNION	0	0	0.28	\$0
----	UPSON	0	0	0.28	\$0
----	WALKER	0	0	0.28	\$0
----	WALTON	0	0	0.28	\$0
----	WARE	0	0	0.28	\$0
----	WARREN	0	0	0.28	\$0
----	WASHINGTON	0	0	0.28	\$0
11	WAYNE	70	20500	0.28	\$401,800
----	WEBSTER	0	0	0.28	\$0
4	WHEELER	382	20600	0.39	\$3,068,988
----	WHITE	0	0	0.28	\$0
----	WHITFIELD	0	0	0.28	\$0
----	WILCOX	0	0	0.28	\$0
----	WILKES	0	0	0.28	\$0
----	WILKINSON	0	0	0.28	\$0
----	WORTH	0	0	0.28	\$0
Vidal. Onion Totals	16,275				\$84,333,682

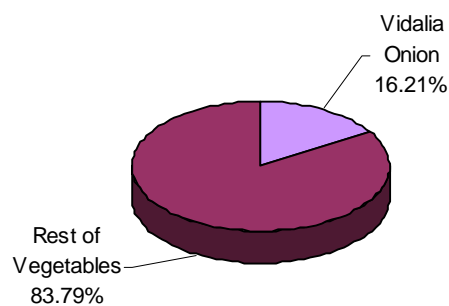
1998 GA Vidalia Onion Total	\$92,825,920
1997 GA Vidalia Onion Total	\$96,115,065
1996 GA Vidalia Onion Total	\$77,425,487

Top Ten Counties, Vidalia Onion Value						
Rank	County	Acres	Yield	Price	Value	
1	TATTNALL	7945	19000	0.28	\$42,267,400	
2	TOOMBS	4000	22500	0.28	\$25,200,000	
3	BULLOCH	770	20000	0.28	\$4,312,000	
4	WHEELER	382	20600	0.39	\$3,068,988	
5	EVANS	456	21000	0.28	\$2,681,280	
6	MONTGOMERY	500	15000	0.28	\$2,100,000	
7	LAURENS	379	19000	0.28	\$2,016,280	
8	PIERCE	110	32500	0.28	\$1,001,000	
9	TREUTLEN	120	19000	0.28	\$638,400	
10	DODGE	125	12000	0.28	\$420,000	

Top Ten Counties as % of Vidalia Onion



Vidalia Onion % of Vegetable Value



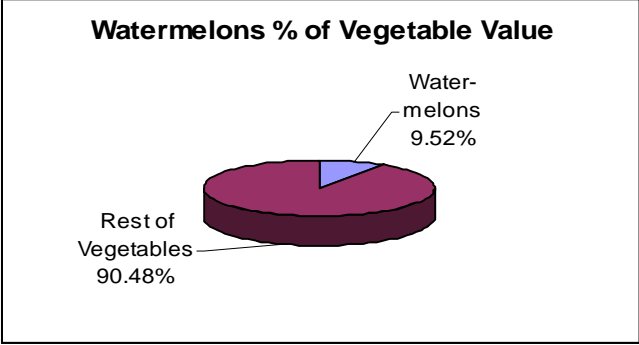
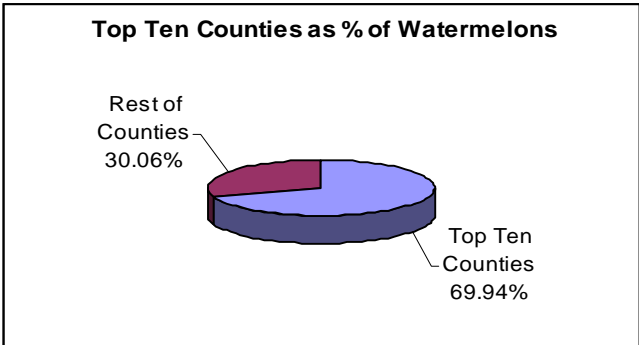
Watermelon Farmgate Value, 1999

Rank	County	Acres	Yield	Price	Value	Rank	County	Acres	Yield	Price	Value
40	APPLING	150	10000	0.06	\$90,000	----	FAYETTE	0	0	0.06	\$0
25	ATKINSON	213	25000	0.06	\$319,500	90	FLOYD	4	1800	0.06	\$432
17	BACON	400	30000	0.06	\$720,000	----	FORSYTH	0	0	0.06	\$0
21	BAKER	170	40000	0.06	\$408,000	----	FRANKLIN	0	0	0.06	\$0
83	BALDWIN	10	2500	0.06	\$1,500	----	FULTON	0	0	0.06	\$0
----	BANKS	0	0	0.06	\$0	----	GILMER	0	0	0.06	\$0
----	BARROW	0	0	0.06	\$0	----	GLASCOCK	0	0	0.06	\$0
----	BARTOW	0	0	0.06	\$0	----	GLYNN	0	0	0.06	\$0
31	BEN HILL	180	18500	0.06	\$199,800	84	GORDON	2	12000	0.06	\$1,080
13	BERRIEN	1100	19600	0.06	\$1,293,600	57	GRADY	10	26000	0.06	\$15,600
----	BIBB	0	0	0.06	\$0	----	GREENE	0	0	0.06	\$0
----	BLECKLEY	0	0	0.06	\$0	----	GWINNETT	0	0	0.06	\$0
55	BRANTLEY	14	20000	0.06	\$16,800	----	HABERSHAM	0	0	0.06	\$0
11	BROOKS	1000	25000	0.06	\$1,500,000	66	HALL	4	25000	0.06	\$6,000
----	BRYAN	0	0	0.06	\$0	66	HANCOCK	50	2000	0.06	\$6,000
18	BULLOCH	1200	8700	0.06	\$626,400	61	HARALSON	25	8000	0.06	\$12,000
35	BURKE	100	20000	0.06	\$120,000	87	HARRIS	5	2150	0.06	\$645
----	BUTTS	0	0	0.06	\$0	50	HART	20	26500	0.06	\$31,800
----	CALHOUN	0	0	0.06	\$0	----	HEARD	0	0	0.06	\$0
----	CAMDEN	0	0	0.06	\$0	----	HENRY	0	0	0.06	\$0
19	CANDLER	380	25000	0.06	\$570,000	64	HOUSTON	6	25000	0.06	\$8,250
72	CARROLL	10	6000	0.06	\$3,600	20	IRWIN	325	25000	0.06	\$487,500
----	CATOOSA	0	0	0.06	\$0	----	JACKSON	0	0	0.06	\$0
----	CHARLTON	0	0	0.06	\$0	----	JASPER	0	0	0.06	\$0
----	CHATHAM	0	0	0.06	\$0	43	JEFF DAVIS	50	25000	0.06	\$75,000
88	CHATTAHOOCHEE	5	1500	0.06	\$450	60	JEFFERSON	37	6500	0.06	\$14,430
58	CHATTOOGA	10	25000	0.06	\$15,000	43	JENKINS	50	25000	0.06	\$75,000
----	CHEROKEE	0	0	0.06	\$0	72	JOHNSON	20	3000	0.06	\$3,600
----	CLARKE	0	0	0.06	\$0	----	JONES	0	0	0.06	\$0
71	CLAY	23	3500	0.06	\$4,788	63	LAMAR	75	1950	0.06	\$8,775
----	CLAYTON	0	0	0.06	\$0	82	LANIER	15	1775	0.06	\$1,598
----	CLINCH	0	0	0.06	\$0	30	LAURENS	250	14000	0.06	\$210,000
----	COBB	0	0	0.06	\$0	27	LEE	169	30336	0.06	\$307,061
38	COFFEE	165	10000	0.06	\$99,000	49	LIBERTY	35	16900	0.06	\$35,490
10	COLQUITT	1025	25000	0.06	\$1,537,500	----	LINCOLN	0	0	0.06	\$0
----	COLUMBIA	0	0	0.06	\$0	85	LONG	7	1950	0.06	\$819
16	COOK	250	60000	0.06	\$900,000	34	LOWNDES	75	30000	0.06	\$135,000
51	COWETA	25	19500	0.06	\$29,250	----	LUMPKIN	0	0	0.06	\$0
80	CRAWFORD	34	1000	0.06	\$2,040	47	MACON	50	15000	0.06	\$45,000
1	CRISP	5200	27600	0.06	\$8,611,200	81	MADISON	15	1950	0.06	\$1,755
58	DADE	10	25000	0.06	\$15,000	37	MARION	300	6000	0.06	\$108,000
----	DAWSON	0	0	0.06	\$0	78	MCDUFFIE	10	4000	0.06	\$2,400
23	DECATUR	93	70000	0.06	\$390,600	----	MCINTOSH	0	0	0.06	\$0
----	DEKALB	0	0	0.06	\$0	77	MERIWETHER	10	1950	0.14	\$2,633
9	DODGE	1500	18000	0.06	\$1,620,000	----	MILLER	0	0	0.06	\$0
7	DOOLY	1000	40000	0.06	\$2,400,000	28	MITCHELL	200	25000	0.06	\$300,000
66	DOUGHERTY	50	2000	0.06	\$6,000	----	MONROE	0	0	0.06	\$0
----	DOUGLAS	0	0	0.06	\$0	40	MONTGOMERY	50	30000	0.06	\$90,000
----	EARLY	0	0	0.06	\$0	----	MORGAN	0	0	0.06	\$0
39	ECHOLS	52	29904	0.06	\$93,300	----	MURRAY	0	0	0.06	\$0
29	EFFINGHAM	161	25000	0.06	\$241,500	----	MUSCOGEE	0	0	0.06	\$0
72	ELBERT	5	12000	0.06	\$3,600	91	NEWTON	2	2000	0.06	\$240
----	EMANUEL	0	0	0.06	\$0	----	OCONEE	0	0	0.06	\$0
53	EVANS	21	16000	0.06	\$20,160	----	OGLETHORPE	0	0	0.06	\$0
70	FANNIN	5	16000	0.06	\$4,800	----	PAULDING	0	0	0.06	\$0

Watermelon Farmgate Value, 1999

Rank	County	Acres	Yield	Price	Value
52	PEACH	20	20000	0.06	\$24,000
88	PICKENS	5	1500	0.06	\$450
22	PIERCE	150	45000	0.06	\$405,000
76	PIKE	25	1950	0.06	\$2,925
----	POLK	0	0	0.06	\$0
14	PULASKI	700	22000	0.06	\$924,000
----	PUTNAM	0	0	0.06	\$0
----	QUITMAN	0	0	0.06	\$0
----	RABUN	0	0	0.06	\$0
----	RANDOLPH	0	0	0.06	\$0
36	RICHMOND	75	25000	0.06	\$112,500
----	ROCKDALE	0	0	0.06	\$0
48	SCHLEY	40	17000	0.06	\$40,800
15	SCREVEN	505	30000	0.06	\$909,000
46	SEMINOLE	420	2700	0.06	\$68,040
----	SPALDING	0	0	0.06	\$0
----	STEPHENS	0	0	0.06	\$0
85	STEWART	7	1950	0.06	\$819
42	SUMTER	162	8000	0.06	\$77,760
54	TALBOT	20	15000	0.06	\$18,000
12	TATTNALL	800	30000	0.06	\$1,440,000
33	TAYLOR	1600	1950	0.06	\$187,200
8	TELFAIR	1250	30000	0.06	\$2,250,000
----	TERRELL	0	0	0.06	\$0
24	THOMAS	290	21700	0.06	\$377,580
3	TIFT	1990	35000	0.06	\$4,179,000
32	TOOMBS	127	25000	0.06	\$190,500
----	TOWNS	0	0	0.06	\$0
----	TREUTLEN	0	0	0.06	\$0
----	TROUP	0	0	0.06	\$0
6	TURNER	1655	25000	0.06	\$2,482,500
65	TWIGGS	100	1250	0.06	\$7,500
62	UNION	5	35000	0.06	\$10,500
----	UPSON	0	0	0.06	\$0
----	WALKER	0	0	0.06	\$0
----	WALTON	0	0	0.06	\$0
66	WARE	40	2500	0.06	\$6,000
55	WARREN	14	20000	0.06	\$16,800
45	WASHINGTON	60	20000	0.06	\$72,000
26	WAYNE	250	21000	0.06	\$315,000
78	WEBSTER	5	8000	0.06	\$2,400
4	WHEELER	1439	39400	0.07	\$3,968,762
----	WHITE	0	0	0.06	\$0
----	WHITFIELD	0	0	0.06	\$0
2	WILCOX	3600	20000	0.06	\$4,320,000
----	WILKES	0	0	0.06	\$0
75	WILKINSON	30	1800	0.06	\$3,240
5	WORTH	2177	25000	0.06	\$3,265,500
Watermelon Totals		33,992			\$49,523,671

Top Ten Counties, Watermelon Value					
Rank	County	Acres	Yield	Price	Value
1	CRISP	5200	27600	0.06	\$8,611,200
2	WILCOX	3600	20000	0.06	\$4,320,000
3	TIFT	1990	35000	0.06	\$4,179,000
4	WHEELER	1439	39400	0.07	\$3,968,762
5	WORTH	2177	25000	0.06	\$3,265,500
6	TURNER	1655	25000	0.06	\$2,482,500
7	DOOLY	1000	40000	0.06	\$2,400,000
8	TELFAIR	1250	30000	0.06	\$2,250,000
9	DODGE	1500	18000	0.06	\$1,620,000
10	COLQUITT	1025	25000	0.06	\$1,537,500



1998 GA Watermelon Total	\$43,404,038
1997 GA Watermelon Total	\$57,819,735
1996 GA Watermelon	\$56,538,134

Yellow Squash Farmgate Value, 1999

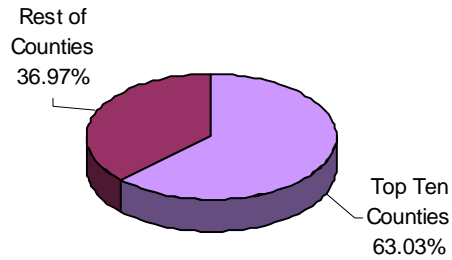
Rank	County	Acres	Yield	Price	Value	Rank	County	Acres	Yield	Price	Value
38	APPLING	30	150	9.80	\$44,100	61	FAYETTE	2	325	9.80	\$6,370
11	ATKINSON	315	325	9.80	\$1,003,275	45	FLOYD	8	300	9.80	\$23,520
25	BACON	75	350	9.80	\$257,250	----	FORSYTH	0	0	9.80	\$0
14	BAKER	250	300	9.80	\$735,000	----	FRANKLIN	0	0	9.80	\$0
----	BALDWIN	0	0	9.80	\$0	----	FULTON	0	0	9.80	\$0
----	BANKS	0	0	9.80	\$0	----	GILMER	0	0	9.80	\$0
----	BARROW	0	0	9.80	\$0	----	GLASCOCK	0	0	9.80	\$0
----	BARTOW	0	0	9.80	\$0	----	GLYNN	0	0	9.80	\$0
46	BEN HILL	8	250	9.80	\$19,600	66	GORDON	1	210	9.80	\$1,544
16	BERRIEN	195	320	9.80	\$611,520	18	GRADY	270	230	8.00	\$496,800
----	BIBB	0	0	9.80	\$0	----	GREENE	0	0	9.80	\$0
----	BLECKLEY	0	0	9.80	\$0	----	GWINNETT	0	0	9.80	\$0
----	BRANTLEY	0	0	9.80	\$0	60	HABERSHAM	3	250	9.80	\$7,350
7	BROOKS	400	325	9.80	\$1,274,000	54	HALL	5	243	9.80	\$11,907
----	BRYAN	0	0	9.80	\$0	----	HANCOCK	0	0	9.80	\$0
----	BULLOCH	0	0	9.80	\$0	----	HARALSON	0	0	9.80	\$0
34	BURKE	30	300	9.80	\$88,200	65	HARRIS	1	350	9.80	\$3,430
----	BUTTS	0	0	9.80	\$0	----	HART	0	0	9.80	\$0
48	CALHOUN	5	300	9.80	\$14,700	----	HEARD	0	0	9.80	\$0
----	CAMDEN	0	0	9.80	\$0	----	HENRY	0	0	9.80	\$0
34	CANDLER	30	300	9.80	\$88,200	44	HOUSTON	9	325	9.80	\$27,073
----	CARROLL	0	0	9.80	\$0	----	IRWIN	0	0	9.80	\$0
52	CATOOSA	12	120	9.80	\$14,112	----	JACKSON	0	0	9.80	\$0
56	CHARLTON	5	225	9.80	\$11,025	----	JASPER	0	0	9.80	\$0
----	CHATHAM	0	0	9.80	\$0	----	JEFF DAVIS	0	0	9.80	\$0
----	CHATTAHOOCHEE	0	0	9.80	\$0	59	JEFFERSON	4	200	9.80	\$7,840
----	CHATTOOGA	0	0	9.80	\$0	----	JENKINS	0	0	9.80	\$0
----	CHEROKEE	0	0	9.80	\$0	----	JOHNSON	0	0	9.80	\$0
----	CLARKE	0	0	9.80	\$0	----	JONES	0	0	9.80	\$0
----	CLAY	0	0	9.80	\$0	37	LAMAR	15	325	9.80	\$47,775
----	CLAYTON	0	0	9.80	\$0	13	LANIER	234	325	9.80	\$743,698
24	CLINCH	51	560	9.80	\$279,888	39	LAURENS	25	170	9.80	\$41,650
----	COBB	0	0	9.80	\$0	20	LEE	71	602	9.80	\$418,476
19	COFFEE	150	300	9.80	\$441,000	26	LIBERTY	80	325	9.80	\$254,800
2	COLQUITT	700	450	9.80	\$3,087,000	----	LINCOLN	0	0	9.80	\$0
----	COLUMBIA	0	0	9.80	\$0	32	LONG	38	325	9.80	\$121,030
5	COOK	250	600	9.80	\$1,470,000	4	LOWNDES	200	800	9.80	\$1,568,000
----	COWETA	0	0	9.80	\$0	----	LUMPKIN	0	0	9.80	\$0
67	CRAWFORD	2	50	9.80	\$980	29	MACON	82	8	220.00	\$134,475
----	CRISP	0	0	9.80	\$0	48	MADISON	5	300	9.80	\$14,700
----	DADE	0	0	9.80	\$0	----	MARION	0	0	9.80	\$0
----	DAWSON	0	0	9.80	\$0	----	MCDUFFIE	0	0	9.80	\$0
1	DECATUR	300	1100	9.80	\$3,234,000	----	MCINTOSH	0	0	9.80	\$0
----	DEKALB	0	0	9.80	\$0	----	MERIWETHER	0	0	9.80	\$0
40	DODGE	15	250	9.80	\$36,750	----	MILLER	0	0	9.80	\$0
36	DOOLY	20	325	9.80	\$63,700	21	MITCHELL	152	275	9.80	\$409,640
----	DOUGHERTY	0	0	9.80	\$0	----	MONROE	0	0	9.80	\$0
----	DOUGLAS	0	0	9.80	\$0	9	MONTGOMERY	350	300	9.80	\$1,029,000
----	EARLY	0	0	9.80	\$0	----	MORGAN	0	0	9.80	\$0
3	ECHOLS	421	517	9.80	\$2,133,039	----	MURRAY	0	0	9.80	\$0
61	EFFINGHAM	2	325	9.80	\$6,370	----	MUSCOGEE	0	0	9.80	\$0
----	ELBERT	0	0	9.80	\$0	70	NEWTON	2	30	9.80	\$588
----	EMANUEL	0	0	9.80	\$0	----	OCONEE	0	0	9.80	\$0
41	EVANS	12	300	9.80	\$35,280	----	OGLETHORPE	0	0	9.80	\$0
----	FANNIN	0	0	9.80	\$0	----	PAULDING	0	0	9.80	\$0

Yellow Squash Farmgate Value, 1999

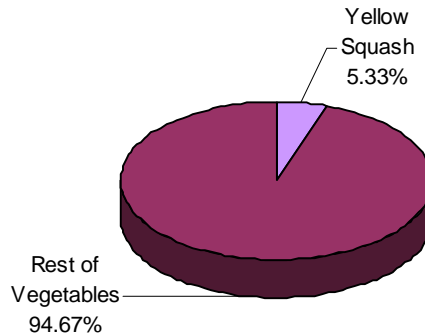
Rank	County	Acres	Yield	Price	Value
43	PEACH	10	300	9.80	\$29,400
----	PICKENS	0	0	9.80	\$0
15	PIERCE	175	400	9.80	\$686,000
42	PIKE	10	325	9.80	\$31,850
----	POLK	0	0	9.80	\$0
----	PULASKI	0	0	9.80	\$0
----	PUTNAM	0	0	9.80	\$0
----	QUITMAN	0	0	9.80	\$0
----	RABUN	0	0	9.80	\$0
----	RANDOLPH	0	0	9.80	\$0
----	RICHMOND	0	0	9.80	\$0
----	ROCKDALE	0	0	9.80	\$0
----	SCHLEY	0	0	9.80	\$0
12	SCREVEN	95	800	9.80	\$744,800
53	SEMINOLE	5	250	9.80	\$12,250
----	SPALDING	0	0	9.80	\$0
----	STEPHENS	0	0	9.80	\$0
----	STEWART	0	0	9.80	\$0
23	SUMTER	54	720	9.80	\$381,024
47	TALBOT	7	250	9.80	\$17,150
9	TATTNALL	350	300	9.80	\$1,029,000
58	TAYLOR	3	325	9.80	\$9,555
----	TELFAIR	0	0	9.80	\$0
----	TERRELL	0	0	9.80	\$0
22	THOMAS	128	315	9.80	\$395,136
17	TIFT	175	325	9.80	\$557,375
6	TOOMBS	400	350	9.80	\$1,372,000
----	TOWNS	0	0	9.80	\$0
31	TREUTLEN	40	325	9.80	\$127,400
----	TROUP	0	0	9.80	\$0
28	TURNER	51	370	9.80	\$184,926
----	TWIGGS	0	0	9.80	\$0
48	UNION	5	300	9.80	\$14,700
----	UPSON	0	0	9.80	\$0
48	WALKER	5	300	9.80	\$14,700
----	WALTON	0	0	9.80	\$0
7	WARE	400	325	9.80	\$1,274,000
64	WARREN	2	250	9.80	\$4,900
63	WASHINGTON	2	300	9.80	\$5,880
30	WAYNE	38	350	9.80	\$130,340
67	WEBSTER	1	100	9.80	\$980
33	WHEELER	31	325	9.80	\$98,735
55	WHITE	4	300	9.80	\$11,760
57	WHITFIELD	6	180	9.80	\$10,584
----	WILCOX	0	0	9.80	\$0
----	WILKES	0	0	9.80	\$0
69	WILKINSON	1	80	9.80	\$784
27	WORTH	86	300	9.80	\$251,958
Yel Squash Totals		6,917			\$27,715,840

Top Ten Counties, Yellow Squash Value					
Rank	County	Acres	Yield	Price	Value
1	DECATUR	300	1100	9.80	\$3,234,000
2	COLQUITT	700	450	9.80	\$3,087,000
3	ECHOLS	421	517	9.80	\$2,133,039
4	LOWNDES	200	800	9.80	\$1,568,000
5	COOK	250	600	9.80	\$1,470,000
6	TOOMBS	400	350	9.80	\$1,372,000
7	WARE	400	325	9.80	\$1,274,000
7	BROOKS	400	325	9.80	\$1,274,000
9	TATTNALL	350	300	9.80	\$1,029,000
9	MONTGOMERY	350	300	9.80	\$1,029,000

Top Ten Counties as % of Yellow Squash



Yellow Squash % of Vegetable Value



1998 GA Yellow Squash Total	\$17,758,227
1997 GA All Vegetable Total	\$362,524,524
1996 GA All Vegetable Total	\$341,091,271

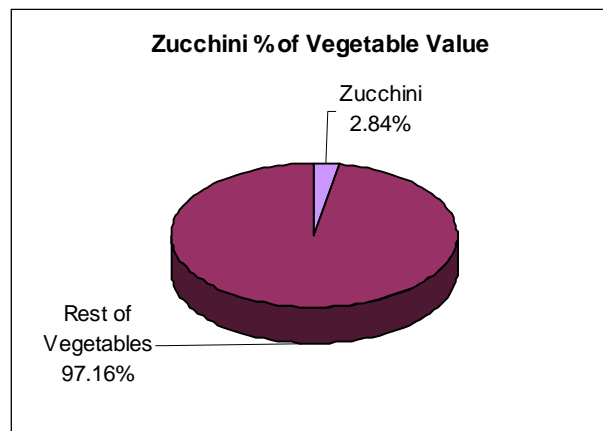
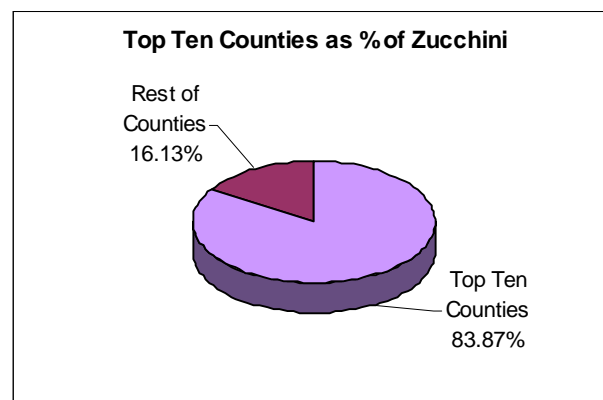
Zucchini Farmgate Value, 1999

Rank	County	Acres	Yield	Price	Value	Rank	County	Acres	Yield	Price	Value
----	APPLING	0	0	6.90	\$0	----	FAYETTE	0	0	6.90	\$0
2	ATKINSON	315	600	6.90	\$1,304,100	30	FLOYD	3	550	6.90	\$11,385
25	BACON	10	600	6.90	\$41,400	----	FORSYTH	0	0	6.90	\$0
8	BAKER	250	500	6.90	\$862,500	----	FRANKLIN	0	0	6.90	\$0
----	BALDWIN	0	0	6.90	\$0	----	FULTON	0	0	6.90	\$0
----	BANKS	0	0	6.90	\$0	----	GILMER	0	0	6.90	\$0
----	BARROW	0	0	6.90	\$0	----	GLASCOCK	0	0	6.90	\$0
----	BARTOW	0	0	6.90	\$0	----	GLYNN	0	0	6.90	\$0
----	BEN HILL	0	0	6.90	\$0	----	GORDON	0	0	6.90	\$0
11	BERRIEN	90	509	6.90	\$316,089	22	GRADY	30	425	6.90	\$87,975
----	BIBB	0	0	6.90	\$0	----	GREENE	0	0	6.90	\$0
----	BLECKLEY	0	0	6.90	\$0	----	GWINNETT	0	0	6.90	\$0
----	BRANTLEY	0	0	6.90	\$0	----	HABERSHAM	0	0	6.90	\$0
9	BROOKS	100	500	6.90	\$345,000	----	HALL	0	0	6.90	\$0
----	BRYAN	0	0	6.90	\$0	----	HANCOCK	0	0	6.90	\$0
----	BULLOCH	0	0	6.90	\$0	----	HARALSON	0	0	6.90	\$0
----	BURKE	0	0	6.90	\$0	32	HARRIS	1	280	6.90	\$966
----	BUTTS	0	0	6.90	\$0	----	HART	0	0	6.90	\$0
19	CALHOUN	25	650	6.90	\$112,125	----	HEARD	0	0	6.90	\$0
----	CAMDEN	0	0	6.90	\$0	----	HENRY	0	0	6.90	\$0
----	CANDLER	0	0	6.90	\$0	----	HOUSTON	0	0	6.90	\$0
----	CARROLL	0	0	6.90	\$0	----	IRWIN	0	0	6.90	\$0
----	CATOOSA	0	0	6.90	\$0	----	JACKSON	0	0	6.90	\$0
----	CHARLTON	0	0	6.90	\$0	----	JASPER	0	0	6.90	\$0
----	CHATHAM	0	0	6.90	\$0	----	JEFF DAVIS	0	0	6.90	\$0
----	CHATTAHOOCHEE	0	0	6.90	\$0	----	JEFFERSON	0	0	6.90	\$0
----	CHATTOOGA	0	0	6.90	\$0	----	JENKINS	0	0	6.90	\$0
----	CHEROKEE	0	0	6.90	\$0	----	JOHNSON	0	0	6.90	\$0
----	CLARKE	0	0	6.90	\$0	----	JONES	0	0	6.90	\$0
----	CLAY	0	0	6.90	\$0	----	LAMAR	0	0	6.90	\$0
----	CLAYTON	0	0	6.90	\$0	21	LANIER	25	515	6.90	\$88,838
----	CLINCH	0	0	6.90	\$0	26	LAURENS	19	250	6.90	\$32,775
----	COBB	0	0	6.90	\$0	23	LEE	20	602	6.90	\$83,115
7	COFFEE	225	600	6.90	\$931,500	----	LIBERTY	0	0	6.90	\$0
1	COLQUITT	1000	600	6.90	\$4,140,000	----	LINCOLN	0	0	6.90	\$0
----	COLUMBIA	0	0	6.90	\$0	----	LONG	0	0	6.90	\$0
6	COOK	200	700	6.90	\$966,000	12	LOWNDES	45	1000	6.90	\$310,500
----	COWETA	0	0	6.90	\$0	----	LUMPKIN	0	0	6.90	\$0
----	CRAWFORD	0	0	6.90	\$0	----	MACON	0	0	6.90	\$0
----	CRISP	0	0	6.90	\$0	----	MADISON	0	0	6.90	\$0
----	DADE	0	0	6.90	\$0	----	MARION	0	0	6.90	\$0
----	DAWSON	0	0	6.90	\$0	----	MCDUFFIE	0	0	6.90	\$0
3	DECATUR	155	1100	6.90	\$1,176,450	----	MCINTOSH	0	0	6.90	\$0
----	DEKALB	0	0	6.90	\$0	----	MERIWETHER	0	0	6.90	\$0
----	DODGE	0	0	6.90	\$0	----	MILLER	0	0	6.90	\$0
----	DOOLY	0	0	6.90	\$0	4	MITCHELL	422	400	6.90	\$1,164,720
----	DOUGHERTY	0	0	6.90	\$0	----	MONROE	0	0	6.90	\$0
----	DOUGLAS	0	0	6.90	\$0	16	MONTGOMERY	75	300	6.90	\$155,250
----	EARLY	0	0	6.90	\$0	----	MORGAN	0	0	6.90	\$0
5	ECHOLS	202	830	6.90	\$1,156,854	----	MURRAY	0	0	6.90	\$0
----	EFFINGHAM	0	0	6.90	\$0	----	MUSCOGEE	0	0	6.90	\$0
----	ELBERT	0	0	6.90	\$0	----	NEWTON	0	0	6.90	\$0
----	EMANUEL	0	0	6.90	\$0	----	OCONEE	0	0	6.90	\$0
----	EVANS	0	0	6.90	\$0	----	OGLETHORPE	0	0	6.90	\$0
----	FANNIN	0	0	6.90	\$0	----	PAULDING	0	0	6.90	\$0

Zucchini Farmgate Value, 1999

Rank	County	Acres	Yield	Price	Value
----	PEACH	0	0	6.90	\$0
----	PICKENS	0	0	6.90	\$0
18	PIERCE	50	375	6.90	\$129,375
----	PIKE	0	0	6.90	\$0
----	POLK	0	0	6.90	\$0
----	PULASKI	0	0	6.90	\$0
----	PUTNAM	0	0	6.90	\$0
----	QUITMAN	0	0	6.90	\$0
----	RABUN	0	0	6.90	\$0
----	RANDOLPH	0	0	6.90	\$0
----	RICHMOND	0	0	6.90	\$0
----	ROCKDALE	0	0	6.90	\$0
----	SCHLEY	0	0	6.90	\$0
----	SCREVEN	0	0	6.90	\$0
27	SEMINOLE	15	150	6.90	\$15,525
----	SPALDING	0	0	6.90	\$0
----	STEPHENS	0	0	6.90	\$0
----	STEWART	0	0	6.90	\$0
15	SUMTER	50	470	6.90	\$162,150
----	TALBOT	0	0	6.90	\$0
20	TATTNALL	30	500	6.90	\$103,500
----	TAYLOR	0	0	6.90	\$0
----	TELFAIR	0	0	6.90	\$0
----	TERRELL	0	0	6.90	\$0
24	THOMAS	12	570	6.90	\$47,196
14	TIFT	50	600	6.90	\$207,000
17	TOOMBS	50	400	6.90	\$138,000
----	TOWNS	0	0	6.90	\$0
----	TREUTLEN	0	0	6.90	\$0
----	TROUP	0	0	6.90	\$0
13	TURNER	74	600	6.90	\$306,360
----	TWIGGS	0	0	6.90	\$0
29	UNION	5	375	6.90	\$12,938
----	UPSON	0	0	6.90	\$0
----	WALKER	0	0	6.90	\$0
----	WALTON	0	0	6.90	\$0
10	WARE	80	600	6.90	\$331,200
----	WARREN	0	0	6.90	\$0
----	WASHINGTON	0	0	6.90	\$0
31	WAYNE	2	250	6.90	\$3,450
----	WEBSTER	0	0	6.90	\$0
28	WHEELER	5	440	6.90	\$15,180
----	WHITE	0	0	6.90	\$0
----	WHITFIELD	0	0	6.90	\$0
----	WILCOX	0	0	6.90	\$0
----	WILKES	0	0	6.90	\$0
----	WILKINSON	0	0	6.90	\$0
----	WORTH	0	0	6.90	\$0
Zucchini Totals		3634.5			\$14,759,415

Top Ten Counties, Zucchini Value					
Rank	County	Acres	Yield	Price	Value
1	COLQUITT	1000	600	6.90	\$4,140,000
2	ATKINSON	315	600	6.90	\$1,304,100
3	DECATUR	155	1100	6.90	\$1,176,450
4	MITCHELL	422	400	6.90	\$1,164,720
5	ECHOLS	202	830	6.90	\$1,156,854
6	COOK	200	700	6.90	\$966,000
7	COFFEE	225	600	6.90	\$931,500
8	BAKER	250	500	6.90	\$862,500
9	BROOKS	100	500	6.90	\$345,000
10	WARE	80	600	6.90	\$331,200



1998 GA Zucchini Total	\$10,014,055
1997 GA All Vegetable Total	\$362,524,524
1996 GA All Vegetable Total	\$341,091,271

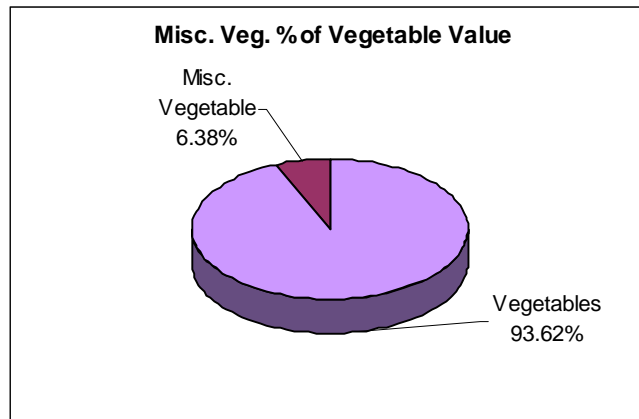
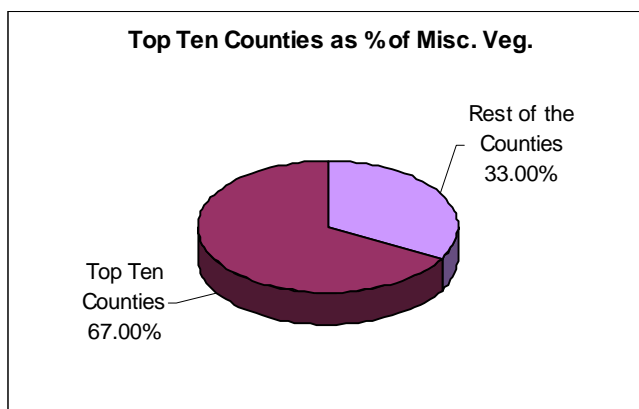
Misc. Vegetable Farmgate Value, 1999

Rank	County	Value	Rank	County	Value
----	APPLING	\$0	----	FAYETTE	\$0
----	ATKINSON	\$0	44	FLOYD	\$41,600
49	BACON	\$36,250	48	FORSYTH	\$37,500
----	BAKER	\$0	----	FRANKLIN	\$0
----	BALDWIN	\$0	----	FULTON	\$0
----	BANKS	\$0	32	GILMER	\$105,600
65	BARROW	\$6,375	----	GLASCOCK	\$0
----	BARTOW	\$0	----	GLYNN	\$0
17	BEN HILL	\$537,600	----	GORDON	\$0
46	BERRIEN	\$39,300	8	GRADY	\$1,568,300
----	BIBB	\$0	----	GREENE	\$0
24	BLECKLEY	\$279,600	----	GWINNETT	\$0
52	BRANTLEY	\$31,350	----	HABERSHAM	\$0
21	BROOKS	\$417,000	58	HALL	\$15,000
----	BRYAN	\$0	----	HANCOCK	\$0
9	BULLOCH	\$1,102,700	53	HARALSON	\$30,000
----	BURKE	\$0	69	HARRIS	\$703
----	BUTTS	\$0	----	HART	\$0
----	CALHOUN	\$0	----	HEARD	\$0
----	CAMDEN	\$0	----	HENRY	\$0
----	CANDLER	\$0	----	HOUSTON	\$0
----	CARROLL	\$0	----	IRWIN	\$0
----	CATOOSA	\$0	----	JACKSON	\$0
61	CHARLTON	\$8,750	----	JASPER	\$0
----	CHATHAM	\$0	22	JEFF DAVIS	\$300,000
68	CHATTAHOOCHEE	\$1,600	39	JEFFERSON	\$48,800
----	CHATTOOGA	\$0	----	JENKINS	\$0
54	CHEROKEE	\$27,800	----	JOHNSON	\$0
----	CLARKE	\$0	----	JONES	\$0
----	CLAY	\$0	----	LAMAR	\$0
----	CLAYTON	\$0	29	LANIER	\$150,000
----	CLINCH	\$0	37	LAURENS	\$62,775
----	COBB	\$0	----	LEE	\$0
25	COFFEE	\$278,825	----	LIBERTY	\$0
3	COLQUITT	\$3,165,375	----	LINCOLN	\$0
----	COLUMBIA	\$0	----	LONG	\$0
----	COOK	\$0	----	LOWNDES	\$0
----	COWETA	\$0	43	LUMPKIN	\$42,000
70	CRAWFORD	\$550	30	MACON	\$121,600
7	CRISP	\$1,620,000	11	MADISON	\$1,050,000
----	DADE	\$0	6	MARION	\$1,875,000
16	DAWSON	\$672,000	51	MCDUFFIE	\$32,000
10	DECATUR	\$1,062,300	----	MCINTOSH	\$0
----	DEKALB	\$0	34	MERIWETHER	\$92,500
41	DODGE	\$46,250	2	MILLER	\$3,271,680
----	DOOLY	\$0	15	MITCHELL	\$682,025
----	DOUGHERTY	\$0	----	MONROE	\$0
56	DOUGLAS	\$26,400	40	MONTGOMERY	\$48,750
27	EARLY	\$165,760	----	MORGAN	\$0
4	ECHOLS	\$3,151,804	----	MURRAY	\$0
62	EFFINGHAM	\$8,000	----	MUSCOGEE	\$0
----	ELBERT	\$0	28	NEWTON	\$160,545
38	EMANUEL	\$50,000	57	OCONEE	\$24,000
----	EVANS	\$0	55	OGLETHORPE	\$27,200
----	FANNIN	\$0	----	PAULDING	\$0

Misc. Vegetable Farmgate Value, 1999

Rank	County	Value
45	PEACH	\$40,000
12	PICKENS	\$1,039,500
66	PIERCE	\$4,000
18	PIKE	\$475,000
----	POLK	\$0
36	PULASKI	\$72,000
----	PUTNAM	\$0
----	QUITMAN	\$0
----	RABUN	\$0
60	RANDOLPH	\$9,500
50	RICHMOND	\$35,000
----	ROCKDALE	\$0
----	SCHLEY	\$0
----	SCREVEN	\$0
13	SEMINOLE	\$945,175
64	SPALDING	\$7,000
----	STEPHENS	\$0
----	STEWART	\$0
----	SUMTER	\$0
----	TALBOT	\$0
1	TATTNALL	\$3,369,500
23	TAYLOR	\$294,120
----	TELFAIR	\$0
26	TERRELL	\$254,750
----	THOMAS	\$0
42	TIFT	\$43,680
----	TOOMBS	\$0
----	TOWNS	\$0
----	TREUTLEN	\$0
----	TROUP	\$0
5	TURNER	\$2,053,143
63	TWIGGS	\$7,500
59	UNION	\$10,000
----	UPSON	\$0
47	WALKER	\$38,250
33	WALTON	\$98,460
----	WARE	\$0
----	WARREN	\$0
35	WASHINGTON	\$88,750
20	WAYNE	\$462,580
----	WEBSTER	\$0
14	WHEELER	\$733,835
31	WHITE	\$112,000
----	WHITFIELD	\$0
----	WILCOX	\$0
----	WILKES	\$0
67	WILKINSON	\$3,880
19	WORTH	\$473,500

Top Ten Counties, Misc. Vegetable Value		
Rank	County	Value
1	TATTNALL	\$3,369,500
2	MILLER	\$3,271,680
3	COLQUITT	\$3,165,375
4	ECHOLS	\$3,151,804
5	TURNER	\$2,053,143
6	MARION	\$1,875,000
7	CRISP	\$1,620,000
8	GRADY	\$1,568,300
9	BULLOCH	\$1,102,700
10	DECATUR	\$1,062,300

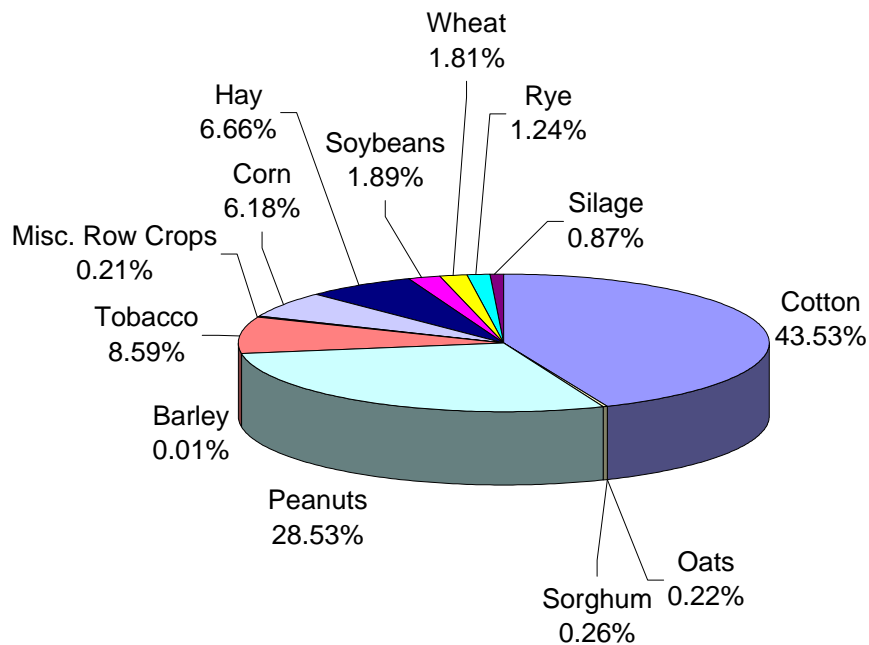


Misc. Vegetable Total

\$33,194,289

1999 Georgia Farmgate Value Row and Forage Crops

1999 Row and Forage Crop Farmgate



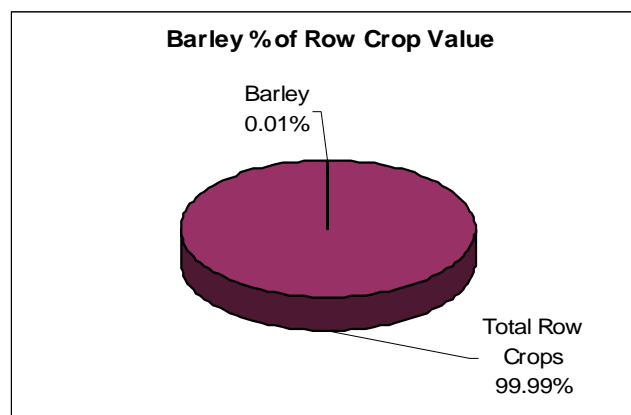
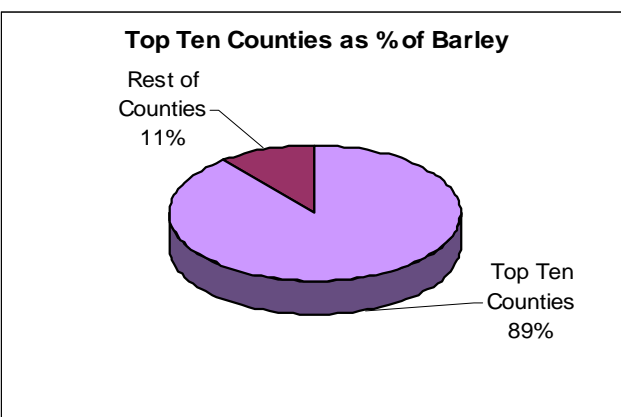
Barley Farmgate Value, 1999

Rank	County	Acres	Yield	Price	Value	Rank	County	Acres	Yield	Price	Value
----	APPLING	0	0	2.59	\$0	----	FAYETTE	0	0	2.59	\$0
----	ATKINSON	0	0	2.59	\$0	6	FLOYD	100	32	2.59	\$8,288
----	BACON	0	0	2.59	\$0	----	FORSYTH	0	0	2.59	\$0
----	BAKER	0	0	2.59	\$0	----	FRANKLIN	0	0	2.59	\$0
----	BALDWIN	0	0	2.59	\$0	----	FULTON	0	0	2.59	\$0
----	BANKS	0	0	2.59	\$0	----	GILMER	0	0	2.59	\$0
----	BARROW	0	0	2.59	\$0	----	GLASCOCK	0	0	2.59	\$0
----	BARTOW	0	0	2.59	\$0	----	GLYNN	0	0	2.59	\$0
----	BEN HILL	0	0	2.59	\$0	----	GORDON	0	0	2.59	\$0
----	BERRIEN	0	0	2.59	\$0	----	GRADY	0	0	2.59	\$0
----	BIBB	0	0	2.59	\$0	----	GREENE	0	0	2.59	\$0
----	BLECKLEY	0	0	2.59	\$0	----	GWINNETT	0	0	2.59	\$0
----	BRANTLEY	0	0	2.59	\$0	----	HABERSHAM	0	0	2.59	\$0
----	BROOKS	0	0	2.59	\$0	----	HALL	0	0	2.59	\$0
----	BRYAN	0	0	2.59	\$0	----	HANCOCK	0	0	2.59	\$0
----	BULLOCH	0	0	2.59	\$0	----	HARALSON	0	0	2.59	\$0
----	BURKE	0	0	2.59	\$0	----	HARRIS	0	0	2.59	\$0
----	BUTTS	0	0	2.59	\$0	----	HART	0	0	2.59	\$0
----	CALHOUN	0	0	2.59	\$0	----	HEARD	0	0	2.59	\$0
----	CAMDEN	0	0	2.59	\$0	----	HENRY	0	0	2.59	\$0
----	CANDLER	0	0	2.59	\$0	10	HOUSTON	45	40	2.59	\$4,662
----	CARROLL	0	0	2.59	\$0	----	IRWIN	0	0	2.59	\$0
----	CATOOSA	0	0	2.59	\$0	----	JACKSON	0	0	2.59	\$0
----	CHARLTON	0	0	2.59	\$0	----	JASPER	0	0	2.59	\$0
----	CHATHAM	0	0	2.59	\$0	----	JEFF DAVIS	0	0	2.59	\$0
----	CHATTAHOOCHEE	0	0	2.59	\$0	11	JEFFERSON	40	40	2.59	\$4,144
----	CHATTOOGA	0	0	2.59	\$0	----	JENKINS	0	0	2.59	\$0
----	CHEROKEE	0	0	2.59	\$0	----	JOHNSON	0	0	2.59	\$0
1	CLARKE	200	35	2.59	\$18,130	----	JONES	0	0	2.59	\$0
----	CLAY	0	0	2.59	\$0	----	LAMAR	0	0	2.59	\$0
----	CLAYTON	0	0	2.59	\$0	----	LANIER	0	0	2.59	\$0
----	CLINCH	0	0	2.59	\$0	----	LAURENS	0	0	2.59	\$0
----	COBB	0	0	2.59	\$0	----	LEE	0	0	2.59	\$0
----	COFFEE	0	0	2.59	\$0	----	LIBERTY	0	0	2.59	\$0
----	COLQUITT	0	0	2.59	\$0	----	LINCOLN	0	0	2.59	\$0
----	COLUMBIA	0	0	2.59	\$0	----	LONG	0	0	2.59	\$0
----	COOK	0	0	2.59	\$0	----	LOWNDES	0	0	2.59	\$0
----	COWETA	0	0	2.59	\$0	----	LUMPKIN	0	0	2.59	\$0
----	CRAWFORD	0	0	2.59	\$0	7	MACON	50	50	2.59	\$6,475
----	CRISP	0	0	2.59	\$0	----	MADISON	0	0	2.59	\$0
----	DADE	0	0	2.59	\$0	----	MARION	0	0	2.59	\$0
----	DAWSON	0	0	2.59	\$0	----	MCDUFFIE	0	0	2.59	\$0
----	DECATUR	0	0	2.59	\$0	----	MCINTOSH	0	0	2.59	\$0
----	DEKALB	0	0	2.59	\$0	----	MERIWETHER	0	0	2.59	\$0
----	DODGE	0	0	2.59	\$0	----	MILLER	0	0	2.59	\$0
----	DOOLY	0	0	2.59	\$0	----	MITCHELL	0	0	2.59	\$0
----	DOUGHERTY	0	0	2.59	\$0	9	MONROE	75	30	2.59	\$5,828
----	DOUGLAS	0	0	2.59	\$0	----	MONTGOMERY	0	0	2.59	\$0
----	EARLY	0	0	2.59	\$0	----	MORGAN	100	50	2.59	\$12,950
----	ECHOLS	0	0	2.59	\$0	----	MURRAY	0	0	2.59	\$0
----	EFFINGHAM	0	0	2.59	\$0	----	MUSCOGEE	0	0	2.59	\$0
----	ELBERT	0	0	2.59	\$0	14	NEWTON	25	30	2.59	\$1,943
----	EMANUEL	0	0	2.59	\$0	----	OCONEE	0	0	2.59	\$0
----	EVANS	0	0	2.59	\$0	----	OGLETHORPE	0	0	2.59	\$0
----	FANNIN	0	0	2.59	\$0	----	PAULDING	0	0	2.59	\$0

Barley Farmgate Value, 1999

Rank	County	Acres	Yield	Price	Value
----	PEACH	0	0	2.59	\$0
----	PICKENS	0	0	2.59	\$0
----	PIERCE	0	0	2.59	\$0
----	PIKE	0	0	2.59	\$0
----	POLK	0	0	2.59	\$0
----	PULASKI	0	0	2.59	\$0
----	PUTNAM	0	0	2.59	\$0
----	QUITMAN	0	0	2.59	\$0
----	RABUN	0	0	2.59	\$0
----	RANDOLPH	0	0	2.59	\$0
----	RICHMOND	0	0	2.59	\$0
----	ROCKDALE	0	0	2.59	\$0
----	SCHLEY	0	0	2.59	\$0
----	SCREVEN	0	0	2.59	\$0
4	SEMINOLE	70	70	2.59	\$12,691
----	SPALDING	0	0	2.59	\$0
----	STEPHENS	0	0	2.59	\$0
----	STEWART	0	0	2.59	\$0
----	SUMTER	0	0	2.59	\$0
----	TALBOT	0	0	2.59	\$0
----	TATTNALL	0	0	2.59	\$0
5	TAYLOR	80	50	2.59	\$10,360
----	TELFAIR	0	0	2.59	\$0
----	TERRELL	0	0	2.59	\$0
----	THOMAS	0	0	2.59	\$0
----	TIFT	0	0	2.59	\$0
----	TOOMBS	0	0	2.59	\$0
----	TOWNS	0	0	2.59	\$0
----	TREUTLEN	0	0	2.59	\$0
----	TROUP	0	0	2.59	\$0
----	TURNER	0	0	2.59	\$0
----	TWIGGS	0	0	2.59	\$0
----	UNION	0	0	2.59	\$0
13	UPSON	18	60	2.59	\$2,797
2	WALKER	100	65	2.59	\$16,835
8	WALTON	83	30	2.59	\$6,449
----	WARE	0	0	2.59	\$0
----	WARREN	0	0	2.59	\$0
12	WASHINGTON	40	35	2.59	\$3,626
----	WAYNE	0	0	2.59	\$0
----	WEBSTER	0	0	2.59	\$0
----	WHEELER	0	0	2.59	\$0
----	WHITE	0	0	2.59	\$0
----	WHITFIELD	0	0	2.59	\$0
----	WILCOX	0	0	2.59	\$0
----	WILKES	0	0	2.59	\$0
----	WILKINSON	0	0	2.59	\$0
----	WORTH	0	0	2.59	\$0
Barley Totals		1,026			\$115,177

Top Ten Counties, Barley Value					
Rank	County	Acres	Yield	Price	Value
1	CLARKE	200	35	2.59	\$18,130
2	WALKER	100	65	2.59	\$16,835
3	MORGAN	100	50	2.59	\$12,950
4	SEMINOLE	70	70	2.59	\$12,691
5	TAYLOR	80	50	2.59	\$10,360
6	FLOYD	100	32	2.59	\$8,288
7	MACON	50	50	2.59	\$6,475
8	WALTON	83	30	2.59	\$6,449
9	MONROE	75	30	2.59	\$5,828
10	HOUSTON	45	40	2.59	\$4,662



1998 GA Barley Total	\$203,669
1997 GA Misc. Sm. Grains Total	\$25,206,556
1996 GA Misc. Sm. Grains Total	\$28,622,512

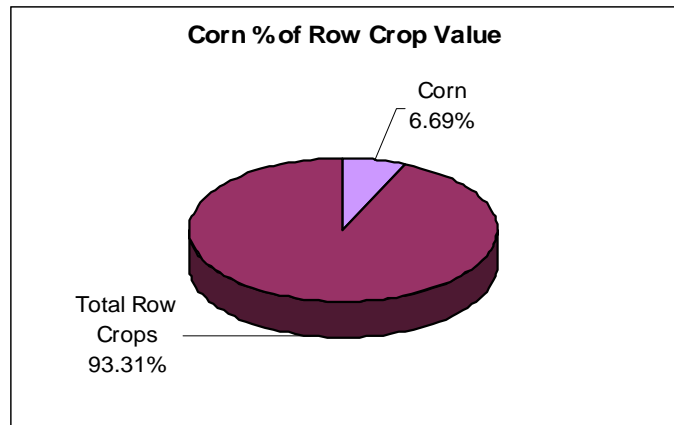
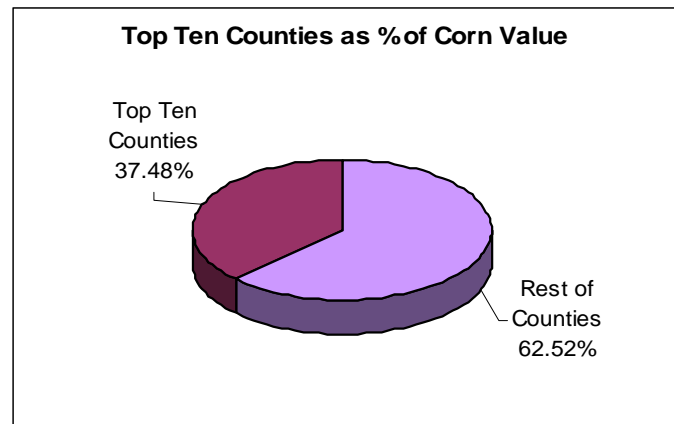
Corn Farmgate Value, 1999

Rank	County	Acres	Yield	Price	Value	Rank	County	Acres	Yield	Price	Value
35	APPLING	8000	40	2.29	\$732,800	128	FAYETTE	100	90	2.29	\$20,610
45	ATKINSON	1918	103	2.29	\$452,399	30	FLOYD	3200	125	2.29	\$916,000
29	BACON	5000	80	2.29	\$916,000	119	FORSYTH	125	100	2.29	\$28,625
3	BAKER	12000	130	2.29	\$3,572,400	88	FRANKLIN	800	60	2.29	\$109,920
95	BALDWIN	325	100	2.29	\$74,425	131	FULTON	135	52	2.29	\$16,076
98	BANKS	500	60	2.29	\$68,700	89	GILMER	500	95	2.29	\$108,775
----	BARROW	0	0	2.29	\$0	----	GLASCOCK	0	0	2.29	\$0
41	BARTOW	2900	90	2.29	\$597,690	----	GLYNN	0	0	2.29	\$0
23	BEN HILL	7200	65	2.29	\$1,071,720	17	GORDON	5850	130	2.29	\$1,736,588
24	BERRIEN	4786	87	2.29	\$953,515	4	GRADY	15548	97	2.29	\$3,453,677
96	BIBB	400	80	2.29	\$73,280	----	GREENE	0	0	2.29	\$0
76	BLECKLEY	531	140	2.29	\$170,239	----	GWINNETT	0	0	2.29	\$0
60	BRANTLEY	2000	70	2.29	\$320,600	102	HABERSHAM	250	110	2.29	\$62,975
14	BROOKS	9000	103	2.29	\$2,122,830	110	HALL	300	60	2.29	\$41,220
115	BRYAN	443	32	2.29	\$32,463	129	HANCOCK	150	56	2.29	\$19,236
8	BULLOCH	14500	72	2.29	\$2,390,760	64	HARALSON	1000	115	2.29	\$263,350
18	BURKE	7000	105	2.29	\$1,683,150	112	HARRIS	225	75	2.29	\$38,644
113	BUTTS	200	80	2.29	\$36,640	51	HART	1200	135	2.29	\$370,980
25	CALHOUN	5017	82	2.29	\$942,092	117	HEARD	170	75	2.29	\$29,198
63	CAMDEN	1500	80	2.29	\$274,800	116	HENRY	200	70	2.29	\$32,060
80	CANDLER	2072	30	2.29	\$142,319	48	HOUSTON	1713	100	2.29	\$392,254
126	CARROLL	100	95	2.29	\$21,755	6	IRWIN	11253	103	2.29	\$2,654,245
135	CATOOSA	100	50	2.29	\$11,450	----	JACKSON	0	0	2.29	\$0
104	CHARLTON	425	60	2.29	\$58,395	103	JASPER	450	60	2.29	\$61,830
134	CHATHAM	182	28	2.29	\$11,651	52	JEFF DAVIS	1900	85	2.29	\$369,835
137	CHATTAHOOCHEE	50	75	2.29	\$8,588	11	JEFFERSON	7235	140	2.29	\$2,319,541
44	CHATTOOGA	2000	100	2.29	\$458,000	38	JENKINS	3500	80	2.29	\$641,200
----	CHEROKEE	0	0	2.29	\$0	93	JOHNSON	400	90	2.29	\$82,440
121	CLARKE	100	120	2.29	\$27,480	----	JONES	0	0	2.29	\$0
50	CLAY	1358	120	2.29	\$373,206	66	LAMAR	800	125	2.29	\$229,000
----	CLAYTON	0	0	2.29	\$0	65	LANIER	1403	81	2.29	\$260,242
100	CLINCH	410	70	2.29	\$65,723	39	LAURENS	4944	56	2.29	\$634,019
----	COBB	0	0	2.29	\$0	16	LEE	8066	105	2.29	\$1,939,542
22	COFFEE	8000	63	2.29	\$1,154,160	109	LIBERTY	192	103	2.29	\$45,287
42	COLQUITT	2697	86	2.29	\$531,147	101	LINCOLN	375	75	2.29	\$64,406
----	COLUMBIA	0	0	2.29	\$0	85	LONG	549	100	2.29	\$125,721
36	COOK	3000	100	2.29	\$687,000	31	LOWNDES	5500	70	2.29	\$881,650
105	COWETA	250	90	2.29	\$51,525	19	LUMPKIN	600	105	2.29	\$144,270
139	CRAWFORD	40	56	2.29	\$5,130	79	MACON	7000	95	2.29	\$1,522,850
55	CRISP	1519	100	2.29	\$347,851	74	MADISON	1000	76	2.29	\$174,040
90	DADE	400	105	2.29	\$96,180	62	MARION	1500	85	2.29	\$291,975
70	DAWSON	1000	85	2.29	\$194,650	132	MCDUFFIE	300	20	2.29	\$13,740
7	DECATUR	6964	150	2.29	\$2,392,134	140	MCINTOSH	12	90	2.29	\$2,473
----	DEKALB	0	0	2.29	\$0	124	MERIWETHER	100	100	2.29	\$22,900
34	DODGE	3000	110	2.29	\$755,700	2	MILLER	12690	145	2.29	\$4,213,715
58	DOOLY	903	165	2.29	\$341,274	5	MITCHELL	8762	140	2.29	\$2,809,097
47	DOUGHERTY	1480	120	2.29	\$406,704	----	MONROE	0	0	2.29	\$0
130	DOUGLAS	120	65	2.29	\$17,862	68	MONTGOMERY	1400	70	2.29	\$224,420
13	EARLY	7769	115	2.50	\$2,233,703	----	MORGAN	0	0	2.29	\$0
111	ECHOLS	230	75	2.29	\$39,503	73	MURRAY	1292	60	2.29	\$177,521
32	EFFINGHAM	4114	90	2.29	\$847,895	----	MUSCOGEE	0	0	2.29	\$0
99	ELBERT	300	100	2.29	\$68,700	94	NEWTON	565	60	2.29	\$77,631
49	EMANUEL	2813	60	2.29	\$386,506	108	OCONEE	200	100	2.29	\$45,800
61	EVANS	1663	80	2.29	\$304,662	81	OGLETHORPE	600	103	2.29	\$141,522
71	FANNIN	700	120	2.29	\$192,360	127	PAULDING	250	38	2.29	\$21,755

Corn Farmgate Value, 1999

Rank	County	Acres	Yield	Price	Value
83	PEACH	830	70	2.29	\$133,049
91	PICKENS	380	110	2.29	\$95,722
21	PIERCE	10500	52	2.29	\$1,250,340
97	PIKE	300	103	2.29	\$70,761
75	POLK	840	90	2.29	\$173,124
77	PULASKI	700	105	2.29	\$168,315
122	PUTNAM	160	64	2.29	\$23,450
133	QUITMAN	69	81	2.29	\$12,799
138	RABUN	100	25	2.29	\$5,725
20	RANDOLPH	5029	125	2.29	\$1,439,551
72	RICHMOND	820	100	2.29	\$187,780
125	ROCKDALE	100	100	2.29	\$22,900
92	SCHLEY	1000	40	2.29	\$91,600
12	SCREVEN	8091	125	2.29	\$2,316,049
1	SEMINOLE	13411	160	2.29	\$4,913,790
----	SPALDING	0	0	2.29	\$0
114	STEPHENS	150	100	2.29	\$34,350
87	STEWART	614	80	2.29	\$112,485
10	SUMTER	8500	120	2.29	\$2,335,800
136	TALBOT	110	40	2.29	\$10,076
28	TATTNALL	4500	90	2.29	\$927,450
82	TAYLOR	650	95	2.29	\$141,408
37	TELFAIR	3000	95	2.29	\$652,650
15	TERRELL	10000	85	2.29	\$1,946,500
9	THOMAS	11270	92	2.29	\$2,374,364
40	TIFT	1800	145	2.29	\$597,690
84	TOOMBS	1880	30	2.29	\$129,156
123	TOWNS	100	100	2.29	\$22,900
107	TREUTLEN	296	68	2.29	\$46,109
----	TROUP	0	0	2.29	\$0
57	TURNER	1499	100	2.29	\$343,271
86	TWIGGS	550	95	2.29	\$119,653
54	UNION	1800	85	2.29	\$350,370
----	UPSON	0	0	2.29	\$0
59	WALKER	1400	103	2.29	\$330,218
120	WALTON	250	50	2.29	\$28,625
27	WARE	6300	65	2.29	\$937,755
69	WARREN	1100	80	2.29	\$201,520
33	WASHINGTON	3600	102	2.29	\$840,888
43	WAYNE	3200	72	2.29	\$527,616
53	WEBSTER	2000	80	2.29	\$366,400
46	WHEELER	1521	111	2.47	\$417,013
67	WHITE	900	110	2.29	\$226,710
106	WHITFIELD	300	75	2.29	\$51,525
56	WILCOX	1264	120	2.29	\$347,347
78	WILKES	700	103	2.29	\$165,109
118	WILKINSON	159	80	2.29	\$29,129
26	WORTH	3424	120	2.29	\$940,915
Corn Totals		366,450			\$83,012,523

Rank	County	Acres	Yield	Price	Value
1	SEMINOLE	13411	160	2.29	\$4,913,790
2	MILLER	12690	145	2.29	\$4,213,715
3	BAKER	12000	130	2.29	\$3,572,400
4	GRADY	15548	97	2.29	\$3,453,677
5	MITCHELL	8762	140	2.29	\$2,809,097
6	IRWIN	11253	103	2.29	\$2,654,245
7	DECATUR	6964	150	2.29	\$2,392,134
8	BULLOCH	14500	72	2.29	\$2,390,760
9	THOMAS	11270	92	2.29	\$2,374,364
10	SUMTER	8500	120	2.29	\$2,335,800



1998 GA Corn Total	\$86,528,302
1997 GA Corn Total	\$149,028,284
1996 GA Corn Total	\$235,073,715

Cotton Farmgate Value, 1999

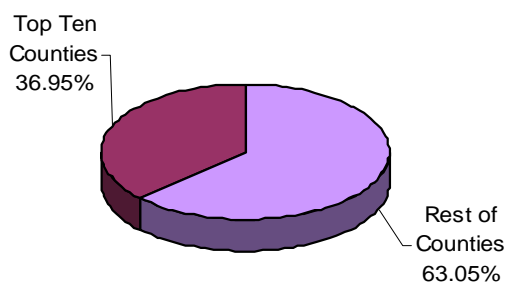
Rank	County	Acres	Yield	Price	Value	Rank	County	Acres	Yield	Price	Value
17	APPLING	36000	500	0.69	\$12,420,000	----	FAYETTE	0	0	0.69	\$0
39	ATKINSON	14614	580	0.69	\$5,848,523	64	FLOYD	2700	620	0.69	\$1,155,060
29	BACON	18000	700	0.69	\$8,694,000	----	FORSYTH	0	0	0.69	\$0
22	BAKER	21000	800	0.69	\$11,592,000	----	FRANKLIN	0	0	0.69	\$0
----	BALDWIN	0	0	0.69	\$0	----	FULTON	0	0	0.69	\$0
----	BANKS	0	0	0.69	\$0	----	GILMER	0	0	0.69	\$0
----	BARROW	0	0	0.69	\$0	93	GLASCOCK	70	200	0.69	\$9,660
63	BARTOW	2350	720	0.69	\$1,167,480	----	GLYNN	0	0	0.69	\$0
40	BEN HILL	12700	575	0.69	\$5,038,725	----	GORDON	0	0	0.69	\$0
10	BERRIEN	32468	678	0.69	\$15,189,180	27	GRADY	21621	625	0.69	\$9,324,056
----	BIBB	0	0	0.69	\$0	----	GREENE	0	0	0.69	\$0
32	BLECKLEY	18395	550	0.69	\$6,980,903	----	GWINNETT	0	0	0.69	\$0
----	BRANTLEY	0	0	0.69	\$0	----	HABERSHAM	0	0	0.69	\$0
6	BROOKS	45850	580	0.69	\$18,349,170	----	HALL	0	0	0.69	\$0
72	BRYAN	1675	450	0.69	\$520,088	88	HANCOCK	175	600	0.69	\$72,450
12	BULLOCH	44000	468	0.69	\$14,208,480	----	HARALSON	0	0	0.69	\$0
28	BURKE	44000	300	0.69	\$9,108,000	----	HARRIS	0	0	0.69	\$0
----	BUTTS	0	0	0.69	\$0	73	HART	1200	580	0.69	\$480,240
21	CALHOUN	21230	795	0.69	\$11,645,717	----	HEARD	0	0	0.69	\$0
----	CAMDEN	0	0	0.69	\$0	83	HENRY	700	410	0.69	\$198,030
50	CANDLER	15881	250	0.69	\$2,739,524	42	HOUSTON	14316	460	0.69	\$4,543,994
----	CARROLL	0	0	0.69	\$0	13	IRWIN	34664	580	0.69	\$13,872,533
----	CATOOSA	0	0	0.69	\$0	----	JACKSON	0	0	0.69	\$0
----	CHARLTON	0	0	0.69	\$0	----	JASPER	0	0	0.69	\$0
----	CHATHAM	0	0	0.69	\$0	20	JEFF DAVIS	26100	650	0.69	\$11,705,850
----	CHATTAHOOCHEE	0	0	0.69	\$0	41	JEFFERSON	20061	350	0.69	\$4,844,732
81	CHATTOOGA	450	700	0.69	\$217,350	54	JENKINS	5200	650	0.69	\$2,332,200
----	CHEROKEE	0	0	0.69	\$0	61	JOHNSON	6840	280	0.69	\$1,321,488
----	CLARKE	0	0	0.69	\$0	----	JONES	0	0	0.69	\$0
52	CLAY	5313	700	0.69	\$2,566,276	68	LAMAR	2200	650	0.69	\$986,700
----	CLAYTON	0	0	0.69	\$0	46	LANIER	7664	712	0.69	\$3,765,170
86	CLINCH	210	800	0.69	\$115,920	51	LAURENS	6400	605	0.69	\$2,671,680
----	COBB	0	0	0.69	\$0	19	LEE	28211	610	0.69	\$11,874,136
9	COFFEE	41000	600	0.69	\$16,974,000	91	LIBERTY	97	580	0.69	\$38,819
1	COLQUITT	70592	717	0.69	\$34,923,980	----	LINCOLN	0	0	0.69	\$0
----	COLUMBIA	0	0	0.69	\$0	80	LONG	616	580	0.69	\$246,523
24	COOK	21500	700	0.69	\$10,384,500	43	LOWNDES	10128	613	0.69	\$4,283,840
----	COWETA	0	0	0.69	\$0	----	LUMPKIN	0	0	0.69	\$0
75	CRAWFORD	1168	498	0.69	\$401,348	30	MACON	24954	480	0.69	\$8,264,765
14	CRISP	35653	560	0.69	\$13,776,319	94	MADISON	20	500	0.69	\$6,900
----	DADE	0	0	0.69	\$0	71	MARION	1200	700	0.69	\$579,600
----	DAWSON	0	0	0.69	\$0	89	MCDUFFIE	500	150	0.69	\$51,750
4	DECATUR	39308	850	0.69	\$23,054,142	----	MCINTOSH	0	0	0.69	\$0
----	DEKALB	0	0	0.69	\$0	----	MERIWETHER	0	0	0.69	\$0
31	DODGE	20000	580	0.69	\$8,004,000	7	MILLER	29251	850	0.69	\$17,155,712
3	DOOLY	72796	500	0.69	\$25,114,551	2	MITCHELL	52043	750	0.69	\$26,932,253
44	DOUGHERTY	10560	580	0.69	\$4,226,112	82	MONROE	500	580	0.69	\$200,100
----	DOUGLAS	0	0	0.69	\$0	62	MONTGOMERY	4780	375	0.69	\$1,236,825
8	EARLY	36452	675	0.69	\$16,977,286	74	MORGAN	1550	400	0.69	\$427,800
----	ECHOLS	0	0	0.69	\$0	----	MURRAY	0	0	0.69	\$0
67	EFFINGHAM	2826	550	0.69	\$1,072,467	----	MUSCOGEE	0	0	0.69	\$0
70	ELBERT	2500	450	0.69	\$776,250	----	NEWTON	0	0	0.69	\$0
36	EMANUEL	28436	323	0.69	\$6,337,420	85	OCONEE	450	450	0.69	\$139,725
57	EVANS	4642	550	0.69	\$1,761,639	----	OGLETHORPE	0	0	0.69	\$0
----	FANNIN	0	0	0.69	\$0	----	PAULDING	0	0	0.69	\$0

Cotton Farmgate Value, 1999

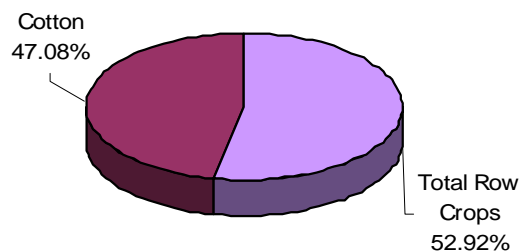
Rank	County	Acres	Yield	Price	Value
48	PEACH	7700	600	0.69	\$3,187,800
----	PICKENS	0	0	0.69	\$0
35	PIERCE	19350	475	0.69	\$6,341,963
78	PIKE	650	580	0.69	\$260,130
77	POLK	1400	450	0.60	\$378,000
23	PULASKI	30700	525	0.69	\$11,121,075
----	PUTNAM	0	0	0.69	\$0
69	QUITMAN	1685	670	0.69	\$778,976
----	RABUN	0	0	0.69	\$0
38	RANDOLPH	10334	850	0.69	\$6,060,891
87	RICHMOND	200	600	0.69	\$82,800
----	ROCKDALE	0	0	0.69	\$0
79	SCHLEY	800	470	0.69	\$259,440
37	SCREVEN	26040	350	0.69	\$6,288,660
18	SEMINOLE	22490	800	0.69	\$12,414,480
92	SPALDING	100	500	0.69	\$34,500
----	STEPHENS	0	0	0.69	\$0
58	STEWART	4271	580	0.69	\$1,709,414
25	SUMTER	31649	475	0.69	\$10,372,960
----	TALBOT	0	0	0.69	\$0
45	TATTNALL	10000	580	0.69	\$4,002,000
49	TAYLOR	6220	640	0.69	\$2,746,752
47	TELFAIR	8000	580	0.69	\$3,201,600
34	TERRELL	16770	550	0.69	\$6,364,215
11	THOMAS	38920	560	0.69	\$15,038,688
26	TIFT	22869	620	0.69	\$9,783,358
53	TOOMBS	10620	325	0.69	\$2,381,535
----	TOWNS	0	0	0.69	\$0
60	TREUTLEN	4068	500	0.69	\$1,403,460
----	TROUP	0	0	0.69	\$0
16	TURNER	27877	650	0.69	\$12,502,835
56	TWIGGS	6000	450	0.69	\$1,863,000
----	UNION	0	0	0.69	\$0
----	UPSON	0	0	0.69	\$0
----	WALKER	0	0	0.69	\$0
84	WALTON	450	480	0.69	\$149,040
55	WARE	4727	700	0.69	\$2,283,141
----	WARREN	0	0	0.69	\$0
66	WASHINGTON	3500	450	0.69	\$1,086,750
33	WAYNE	14300	660	0.69	\$6,512,220
59	WEBSTER	5243	400	0.69	\$1,447,068
65	WHEELER	2740	580	0.69	\$1,096,548
----	WHITE	0	0	0.69	\$0
----	WHITFIELD	0	0	0.69	\$0
15	WILCOX	28400	650	0.69	\$12,737,400
90	WILKES	100	580	0.69	\$40,020
76	WILKINSON	958	580	0.69	\$383,392
5	WORTH	53230	580	0.69	\$21,302,646
Cotton Totals		1,448,141			\$584,524,694

Top Ten Counties, Cotton Value					
Rank	County	Acres	Yield	Price	Value
1	COLQUITT	70592	717	0.69	\$34,923,980
2	MITCHELL	52043	750	0.69	\$26,932,253
3	DOOLY	72796	500	0.69	\$25,114,551
4	DECATUR	39308	850	0.69	\$23,054,142
5	WORTH	53230	580	0.69	\$21,302,646
6	BROOKS	45850	580	0.69	\$18,349,170
7	MILLER	29251	850	0.69	\$17,155,712
8	EARLY	36452	675	0.69	\$16,977,286
9	COFFEE	41000	600	0.69	\$16,974,000
10	BERRIEN	32468	678	0.69	\$15,189,180

Top Ten Counties as % of Cotton



Cotton % of Row Crops Value



1998 GA Cotton Total	\$509,865,314
1997 GA Cotton Total	\$627,002,810
1996 GA Cotton Total	\$848,179,725

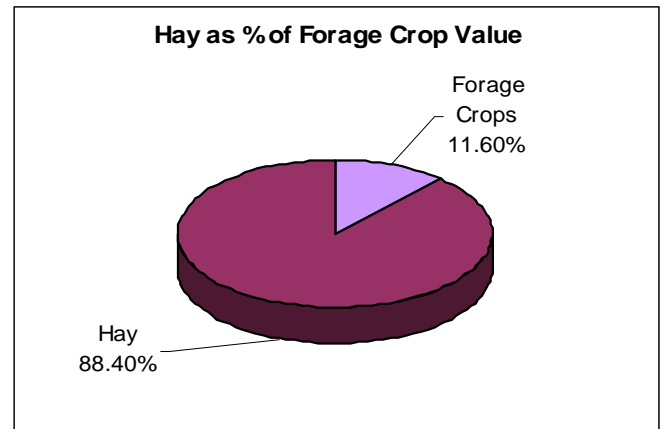
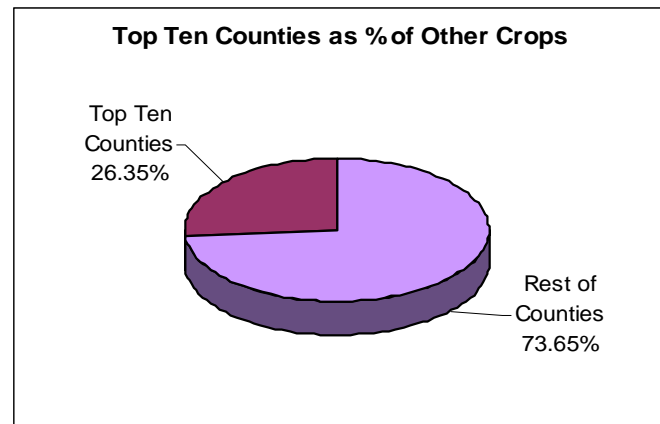
Hay Farmgate Value, 1999

Rank	County	Acres	Yield	Price	Value	Rank	County	Acres	Yield	Price	Value
33	APPLING	7000	3.0	50	\$1,050,000	105	FAYETTE	600	5.0	50	\$150,000
72	ATKINSON	3000	2.5	50	\$375,000	5	FLOYD	10000	4.0	50	\$2,000,000
88	BACON	800	6.0	50	\$240,000	105	FORSYTH	2000	1.5	50	\$150,000
125	BAKER	200	6.0	50	\$60,000	8	FRANKLIN	12000	3.0	50	\$1,800,000
16	BALDWIN	6250	3.5	65	\$1,421,875	133	FULTON	200	3.0	50	\$30,000
4	BANKS	11000	4.0	50	\$2,200,000	57	GILMER	4400	2.5	50	\$550,000
28	BARROW	9000	2.5	50	\$1,125,000	88	GLASCOCK	2400	2.0	50	\$240,000
25	BARTOW	12000	2.0	50	\$1,200,000	142	GLYNN	20	2.5	50	\$2,500
32	BEN HILL	8500	2.5	50	\$1,062,500	48	GORDON	4800	2.9	50	\$684,000
87	BERRIEN	833	6.0	50	\$249,900	82	GRADY	1750	3.0	50	\$262,500
137	BIBB	200	2.5	45	\$22,500	2	GREENE	15000	4.0	50	\$3,000,000
78	BLECKLEY	2000	3.0	50	\$300,000	78	GWINNETT	2000	3.0	50	\$300,000
95	BRANTLEY	2000	2.0	50	\$200,000	59	HABERSHAM	2700	4.0	50	\$540,000
102	BROOKS	1400	2.5	50	\$175,000	24	HALL	8600	2.8	50	\$1,204,000
----	BRYAN	0	0.0	50	\$0	83	HANCOCK	2500	2.0	50	\$250,000
44	BULLOCH	4750	2.8	60	\$783,750	54	HARALSON	4500	2.5	50	\$562,500
41	BURKE	5000	3.5	50	\$875,000	47	HARRIS	2600	4.5	60	\$702,000
105	BUTTS	1500	2.0	50	\$150,000	94	HART	1000	4.0	50	\$200,000
10	CALHOUN	5700	5.5	50	\$1,567,500	104	HEARD	790	4.0	50	\$158,000
----	CAMDEN	0	0.0	50	\$0	----	HENRY	0	0.0	50	\$0
17	CANDLER	7000	4.0	50	\$1,400,000	49	HOUSTON	3274	4.0	50	\$654,800
28	CARROLL	6000	3.8	50	\$1,125,000	115	IRWIN	350	7.0	50	\$122,500
130	CATOOSA	425	2.0	50	\$42,500	23	JACKSON	9800	2.5	50	\$1,225,000
93	CHARLTON	1400	3.0	50	\$210,000	1	JASPER	35000	2.5	50	\$4,375,000
142	CHATHAM	100	0.5	50	\$2,500	28	JEFF DAVIS	4500	5.0	50	\$1,125,000
135	CHATTAHOOCHEE	250	2.0	50	\$25,000	34	JEFFERSON	8000	2.6	50	\$1,040,000
90	CHATTOOGA	1500	2.5	60	\$225,000	12	JENKINS	6000	5.0	50	\$1,500,000
45	CHEROKEE	5000	3.0	50	\$750,000	58	JOHNSON	3100	3.5	50	\$542,500
95	CLARKE	1000	4.0	50	\$200,000	38	JONES	4900	4.0	50	\$980,000
50	CLAY	3250	4.0	50	\$650,000	54	LAMAR	4500	2.5	50	\$562,500
141	CLAYTON	40	2.5	50	\$5,000	70	LANIER	2000	4.0	50	\$400,000
131	CLINCH	210	4.0	50	\$42,000	83	LAURENS	10000	0.5	50	\$250,000
----	COBB	0	0.0	50	\$0	----	LEE	0	0.0	50	\$0
39	COFFEE	7500	2.5	50	\$937,500	144	LIBERTY	45	1.0	50	\$2,250
19	COLQUITT	5380	5.2	50	\$1,398,800	67	LINCOLN	3000	3.0	50	\$450,000
78	COLUMBIA	6000	1.0	50	\$300,000	126	LONG	375	3.0	50	\$56,250
75	COOK	2000	3.5	50	\$350,000	5	LOWNDES	5000	8.0	50	\$2,000,000
43	COWETA	6500	2.5	50	\$812,500	72	LUMPKIN	3000	2.5	50	\$375,000
117	CRAWFORD	800	2.4	50	\$96,000	61	MACON	5000	2.0	50	\$500,000
70	CRISP	4000	2.0	50	\$400,000	12	MADISON	12000	2.5	50	\$1,500,000
54	DADE	4500	2.5	50	\$562,500	61	MARION	2000	5.0	50	\$500,000
121	DAWSON	500	3.0	50	\$75,000	113	MCDUFFIE	1200	2.0	60	\$144,000
9	DECATUR	7000	5.0	50	\$1,750,000	145	MCINTOSH	11	2.5	50	\$1,375
118	DEKALB	300	5.5	50	\$82,500	67	MERIWETHER	3000	3.0	50	\$450,000
61	DODGE	5000	2.0	50	\$500,000	124	MILLER	650	2.0	50	\$65,000
100	DOOLY	1500	2.5	50	\$187,500	----	MITCHELL	0	0.0	50	\$0
121	DOUGHERTY	500	3.0	50	\$75,000	83	MONROE	2500	2.0	50	\$250,000
----	DOUGLAS	0	0.0	50	\$0	95	MONTGOMERY	2000	2.0	50	\$200,000
81	EARLY	2000	3.0	45	\$270,000	12	MORGAN	5000	6.0	50	\$1,500,000
135	ECHOLS	100	5.0	50	\$25,000	114	MURRAY	2628	1.0	50	\$131,400
76	EFFINGHAM	2750	2.5	50	\$343,750	137	MUSCOGEE	150	3.0	50	\$22,500
25	ELBERT	8000	3.0	50	\$1,200,000	53	NEWTON	3500	3.5	50	\$612,500
51	EMANUEL	5000	2.5	50	\$625,000	17	OCONEE	7000	4.0	50	\$1,400,000
105	EVANS	1500	2.0	50	\$150,000	7	OGLETHORPE	15000	2.5	50	\$1,875,000
132	FANNIN	400	2.0	50	\$40,000	129	PAULDING	460	2.0	50	\$46,000

Hay Farmgate Value, 1999

Rank	County	Acres	Yield	Price	Value
112	PEACH	850	3.5	50	\$148,750
105	PICKENS	1000	3.0	50	\$150,000
2	PIERCE	10000	6.0	50	\$3,000,000
36	PIKE	8000	2.5	50	\$1,000,000
103	POLK	1350	2.5	50	\$168,750
----	PULASKI	0	0.0	50	\$0
20	PUTNAM	10775	2.5	50	\$1,346,875
133	QUITMAN	300	2.0	50	\$30,000
----	RABUN	0	0.0	50	\$0
31	RANDOLPH	5326	4.0	50	\$1,065,200
72	RICHMOND	3000	2.5	50	\$375,000
140	ROCKDALE	85	2.6	50	\$11,050
105	SCHLEY	1200	2.5	50	\$150,000
51	SCREVEN	2500	5.0	50	\$625,000
36	SEMINOLE	5000	4.0	50	\$1,000,000
90	SPALDING	1500	3.0	50	\$225,000
----	STEPHENS	0	0.0	50	\$0
119	STEWART	650	2.5	50	\$81,250
----	SUMTER	0	0.0	50	\$0
95	TALBOT	2000	2.0	50	\$200,000
21	TATTNALL	9200	2.7	50	\$1,255,800
11	TAYLOR	6800	4.5	50	\$1,530,000
116	TELFAIR	1000	2.0	50	\$100,000
----	TERRELL	0	0.0	50	\$0
46	THOMAS	5800	2.5	50	\$725,000
27	TIFT	9500	2.5	50	\$1,187,500
65	TOOMBS	3300	3.0	50	\$495,000
137	TOWNS	300	1.5	50	\$22,500
120	TREUTLEN	350	4.5	50	\$78,750
92	TROUP	1700	2.5	50	\$212,500
127	TURNER	425	2.5	50	\$53,125
42	TWIGGS	5500	3.0	50	\$825,000
----	UNION	0	0.0	50	\$0
66	UPSON	3288	3.0	50	\$493,200
40	WALKER	5500	2.5	65	\$893,750
12	WALTON	15000	2.0	50	\$1,500,000
100	WARE	1500	2.5	50	\$187,500
69	WARREN	4300	2.0	50	\$430,000
60	WASHINGTON	3500	3.0	50	\$525,000
77	WAYNE	2500	2.5	50	\$312,500
95	WEBSTER	2000	2.0	50	\$200,000
35	WHEELER	3600	4.5	63	\$1,020,600
123	WHITE	600	2.2	50	\$66,000
127	WHITFIELD	425	2.5	50	\$53,125
83	WILCOX	4000	1.3	50	\$250,000
22	WILKES	9890	2.5	50	\$1,236,250
105	WILKINSON	1000	3.0	50	\$150,000
61	WORTH	4000	2.5	50	\$500,000
Hay Totals		579,855			\$89,440,125

Top Ten Counties, Hay Value					
Rank	County	Acres	Yield	Price	Value
1	JASPER	35000	2.5	50	\$4,375,000
2	GREENE	15000	4.0	50	\$3,000,000
3	PIERCE	10000	6.0	50	\$3,000,000
4	BANKS	11000	4.0	50	\$2,200,000
5	FLOYD	10000	4.0	50	\$2,000,000
6	LOWNDES	5000	8.0	50	\$2,000,000
7	OGLETHORPE	15000	2.5	50	\$1,875,000
8	FRANKLIN	12000	3.0	50	\$1,800,000
9	DECATUR	7000	5.0	50	\$1,750,000
10	CALHOUN	5700	5.5	50	\$1,567,500



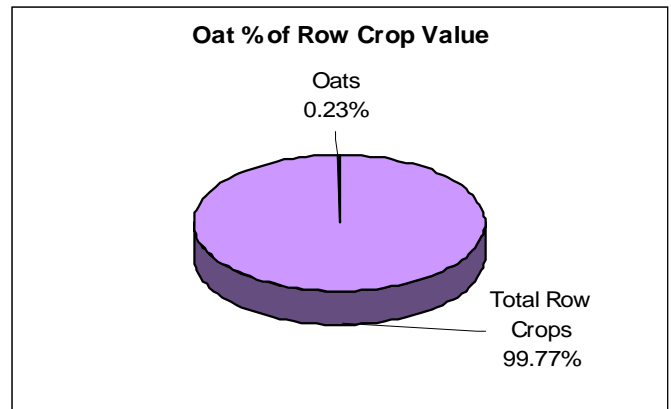
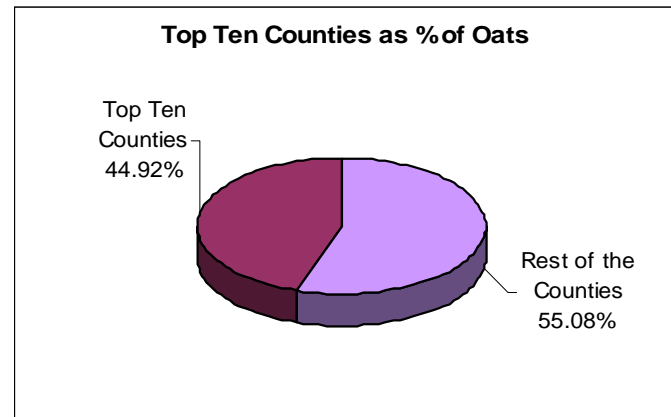
Oat Farmgate Value, 1999

Rank	County	Acres	Yield	Price	Value	Rank	County	Acres	Yield	Price	Value
40	APPLING	200	90	1.14	\$20,520	----	FAYETTE	0	0	1.14	\$0
51	ATKINSON	217	55	1.14	\$13,606	80	FLOYD	100	34	1.14	\$3,876
67	BACON	100	60	1.14	\$6,840	----	FORSYTH	0	0	1.14	\$0
22	BAKER	600	55	1.14	\$37,620	----	FRANKLIN	0	0	1.14	\$0
----	BALDWIN	0	0	1.14	\$0	----	FULTON	0	0	1.14	\$0
----	BANKS	0	0	1.14	\$0	84	GILMER	50	50	1.14	\$2,850
----	BARROW	0	0	1.14	\$0	----	GLASCOCK	0	0	1.14	\$0
----	BARTOW	0	0	1.14	\$0	----	GLYNN	0	0	1.14	\$0
53	BEN HILL	150	70	1.14	\$11,970	----	GORDON	0	0	1.14	\$0
75	BERRIEN	103	43	1.14	\$5,049	7	GRADY	1395	60	1.14	\$95,418
83	BIBB	60	42	1.14	\$2,873	----	GREENE	0	0	1.14	\$0
62	BLECKLEY	102	75	1.14	\$8,721	----	GWINNETT	0	0	1.14	\$0
85	BRANTLEY	62	40	1.14	\$2,827	----	HABERSHAM	0	0	1.14	\$0
31	BROOKS	500	55	1.14	\$31,350	----	HALL	0	0	1.14	\$0
----	BRYAN	0	0	1.14	\$0	39	HANCOCK	500	40	1.14	\$22,800
11	BULLOCH	1200	52	1.14	\$71,136	----	HARALSON	0	0	1.14	\$0
1	BURKE	3000	60	1.14	\$205,200	44	HARRIS	450	35	1.14	\$17,955
73	BUTTS	100	50	1.14	\$5,700	63	HART	250	30	1.14	\$8,550
50	CALHOUN	240	50	1.14	\$13,680	----	HEARD	0	0	1.14	\$0
----	CAMDEN	0	0	1.14	\$0	59	HENRY	150	52	1.14	\$8,892
13	CANDLER	1500	40	1.14	\$68,400	90	HOUSTON	13	80	1.14	\$1,186
----	CARROLL	0	0	1.14	\$0	41	IRWIN	313	55	1.14	\$19,625
----	CATOOSA	0	0	1.14	\$0	----	JACKSON	0	0	1.14	\$0
----	CHARLTON	0	0	1.14	\$0	----	JASPER	0	0	1.14	\$0
----	CHATHAM	0	0	1.14	\$0	33	JEFF DAVIS	350	75	1.14	\$29,925
----	CHATTAHOOCHEE	0	0	1.14	\$0	5	JEFFERSON	2090	50	1.14	\$119,130
----	CHATTOOGA	0	0	1.14	\$0	15	JENKINS	1000	55	1.14	\$62,700
----	CHEROKEE	0	0	1.14	\$0	35	JOHNSON	450	53	1.14	\$27,189
65	CLARKE	200	35	1.14	\$7,980	----	JONES	0	0	1.14	\$0
78	CLAY	118	30	1.14	\$4,022	43	LAMAR	300	55	1.14	\$18,810
----	CLAYTON	0	0	1.14	\$0	60	LANIER	120	65	1.14	\$8,892
----	CLINCH	0	0	1.14	\$0	9	LAURENS	1160	70	1.14	\$92,568
----	COBB	0	0	1.14	\$0	3	LEE	1666	90	1.14	\$170,952
14	COFFEE	1000	60	1.14	\$68,400	----	LIBERTY	0	0	1.14	\$0
57	COLQUITT	162	51	1.14	\$9,419	----	LINCOLN	0	0	1.14	\$0
----	COLUMBIA	0	0	1.14	\$0	----	LONG	0	0	1.14	\$0
----	COOK	0	0	1.14	\$0	34	LOWNDES	500	50	1.14	\$28,500
----	COWETA	0	0	1.14	\$0	----	LUMPKIN	0	0	1.14	\$0
----	CRAWFORD	0	0	1.14	\$0	48	MACON	150	80	1.14	\$13,680
37	CRISP	283	73	1.14	\$23,551	----	MADISON	0	0	1.14	\$0
----	DADE	0	0	1.14	\$0	27	MARION	400	70	1.14	\$31,920
----	DAWSON	0	0	1.14	\$0	47	MCDUFFIE	200	60	1.14	\$13,680
12	DECATUR	1064	58	1.14	\$70,352	----	MCINTOSH	0	0	1.14	\$0
----	DEKALB	0	0	1.14	\$0	45	MERIWETHER	200	65	1.14	\$14,820
24	DODGE	800	40	1.14	\$36,480	8	MILLER	1503	55	1.14	\$94,238
82	DOOLY	46	55	1.14	\$2,890	18	MITCHELL	661	60	1.14	\$45,212
81	DOUGHERTY	50	55	1.14	\$3,135	72	MONROE	100	50	1.14	\$5,700
----	DOUGLAS	0	0	1.14	\$0	26	MONTGOMERY	600	50	1.14	\$34,200
2	EARLY	1377	50	2.75	\$189,310	49	MORGAN	200	60	1.14	\$13,680
----	ECHOLS	0	0	1.14	\$0	----	MURRAY	0	0	1.14	\$0
----	EFFINGHAM	0	0	1.14	\$0	----	MUSCOGEE	0	0	1.14	\$0
30	ELBERT	500	55	1.14	\$31,350	79	NEWTON	110	32	1.14	\$4,013
36	EMANUEL	347	61	1.14	\$24,130	89	OCONEE	50	30	1.14	\$1,710
91	EVANS	15	50	1.14	\$855	52	OGLETHORPE	200	55	1.14	\$12,540
----	FANNIN	0	0	1.14	\$0	----	PAULDING	0	0	1.14	\$0

Oat Farmgate Value, 1999

Rank	County	Acres	Yield	Price	Value
74	PEACH	60	80	1.14	\$5,472
----	PICKENS	0	0	1.14	\$0
64	PIERCE	300	25	1.14	\$8,550
61	PIKE	140	55	1.14	\$8,778
----	POLK	0	0	1.14	\$0
54	PULASKI	200	50	1.14	\$11,400
86	PUTNAM	75	30	1.14	\$2,565
87	QUITMAN	39	47	1.14	\$2,090
----	RABUN	0	0	1.14	\$0
55	RANDOLPH	194	50	1.14	\$11,058
46	RICHMOND	220	55	1.14	\$13,794
76	ROCKDALE	88	50	1.14	\$5,016
----	SCHLEY	0	0	1.14	\$0
38	SCREVEN	412	50	1.14	\$23,484
6	SEMINOLE	1221	70	1.14	\$97,436
----	SPALDING	0	0	1.14	\$0
----	STEPHENS	0	0	1.14	\$0
66	STEWART	126	55	1.14	\$7,900
32	SUMTER	633	43	1.14	\$31,005
----	TALBOT	0	0	1.14	\$0
69	TATTNALL	100	58	1.14	\$6,612
25	TAYLOR	350	88	1.14	\$35,112
17	TELFAIR	1000	45	1.14	\$51,300
16	TERRELL	564	80	1.14	\$51,437
29	THOMAS	345	68	1.35	\$31,671
58	TIFT	150	55	1.14	\$9,405
42	TOOMBS	285	60	1.14	\$19,494
----	TOWNS	0	0	1.14	\$0
68	TREUTLEN	158	38	1.14	\$6,750
----	TROUP	0	0	1.14	\$0
56	TURNER	171	55	1.14	\$10,722
----	TWIGGS	0	0	1.14	\$0
----	UNION	0	0	1.14	\$0
88	UPSON	19	80	1.14	\$1,733
----	WALKER	0	0	1.14	\$0
71	WALTON	120	45	1.14	\$6,156
19	WARE	600	60	1.14	\$41,040
21	WARREN	700	50	1.14	\$39,900
10	WASHINGTON	1000	75	1.14	\$85,500
28	WAYNE	800	35	1.14	\$31,920
23	WEBSTER	800	40	1.14	\$36,480
4	WHEELER	1371	59	1.90	\$153,689
----	WHITE	0	0	1.14	\$0
----	WHITFIELD	0	0	1.14	\$0
70	WILCOX	95	60	1.14	\$6,498
----	WILKES	0	0	1.14	\$0
77	WILKINSON	81	50	1.14	\$4,617
20	WORTH	447	80	1.14	\$40,766
Oat Totals		42,190			\$2,901,927

Top Ten Counties, Oat Value						
Rank	County	Acres	Yield	Price	Value	
1	BURKE	3000	60	1.14	\$205,200	
2	EARLY	1377	50	2.75	\$189,310	
3	LEE	1666	90	1.14	\$170,952	
4	WHEELER	1371	59	1.90	\$153,689	
5	JEFFERSON	2090	50	1.14	\$119,130	
6	SEMINOLE	1221	70	1.14	\$97,436	
7	GRADY	1395	60	1.14	\$95,418	
8	MILLER	1503	55	1.14	\$94,238	
9	LAURENS	1160	70	1.14	\$92,568	
10	WASHINGTON	1000	75	1.14	\$85,500	



1998 GA Oats Total	\$3,357,819
1997 GA Misc Small Grains Total	\$25,206,556
1996 GA Misc Small Grains Total	\$28,622,512

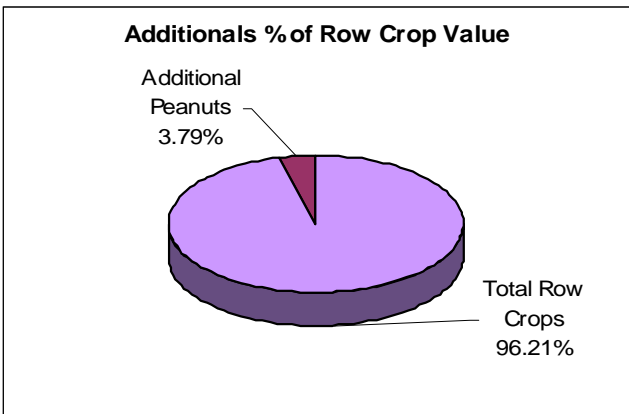
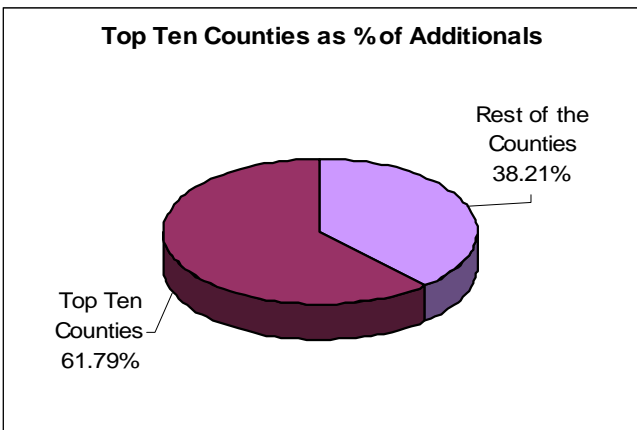
Peanuts (Additional) Farmgate Value, 1999

Rank	County	Acres	Yield	Price	Value	Rank	County	Acres	Yield	Price	Value
44	APPLING	150	2500	0.15	\$56,250	----	FAYETTE	0	0	0.15	\$0
20	ATKINSON	1666	2600	0.15	\$649,740	----	FLOYD	0	0	0.15	\$0
----	BACON	0	0	0.15	\$0	----	FORSYTH	0	0	0.15	\$0
5	BAKER	6000	3100	0.15	\$2,790,000	----	FRANKLIN	0	0	0.15	\$0
----	BALDWIN	0	0	0.15	\$0	----	FULTON	0	0	0.15	\$0
----	BANKS	0	0	0.15	\$0	----	GILMER	0	0	0.15	\$0
----	BARROW	0	0	0.15	\$0	----	GLASCOCK	0	0	0.15	\$0
----	BARTOW	0	0	0.15	\$0	----	GLYNN	0	0	0.15	\$0
35	BEN HILL	421	2700	0.15	\$170,505	----	GORDON	0	0	0.15	\$0
6	BERRIEN	6881	2555	0.15	\$2,637,143	13	GRADY	2991	2813	0.15	\$1,262,052
----	BIBB	0	0	0.15	\$0	----	GREENE	0	0	0.15	\$0
----	BLECKLEY	0	0	0.15	\$0	----	GWINNETT	0	0	0.15	\$0
----	BRANTLEY	0	0	0.15	\$0	----	HABERSHAM	0	0	0.15	\$0
27	BROOKS	1200	2600	0.15	\$468,000	----	HALL	0	0	0.15	\$0
----	BRYAN	0	0	0.15	\$0	----	HANCOCK	0	0	0.15	\$0
16	BULLOCH	2000	3100	0.15	\$930,000	----	HARALSON	0	0	0.15	\$0
21	BURKE	1500	2800	0.15	\$630,000	----	HARRIS	0	0	0.15	\$0
----	BUTTS	0	0	0.15	\$0	----	HART	0	0	0.15	\$0
11	CALHOUN	4888	2143	0.15	\$1,571,248	----	HEARD	0	0	0.15	\$0
----	CAMDEN	0	0	0.15	\$0	----	HENRY	0	0	0.15	\$0
----	CANDLER	0	0	0.15	\$0	34	HOUSTON	896	2050	0.15	\$275,520
----	CARROLL	0	0	0.15	\$0	9	IRWIN	5142	2558	0.15	\$1,972,985
----	CATOOSA	0	0	0.15	\$0	----	JACKSON	0	0	0.15	\$0
----	CHARLTON	0	0	0.15	\$0	----	JASPER	0	0	0.15	\$0
----	CHATHAM	0	0	0.15	\$0	30	JEFF DAVIS	800	3000	0.15	\$360,000
----	CHATTAHOOCHEE	0	0	0.15	\$0	42	JEFFERSON	215	2684	0.15	\$86,559
----	CHATTOOGA	0	0	0.15	\$0	36	JENKINS	412	2600	0.15	\$160,680
----	CHEROKEE	0	0	0.15	\$0	54	JOHNSON	7	2100	0.15	\$2,331
----	CLARKE	0	0	0.15	\$0	----	JONES	0	0	0.15	\$0
24	CLAY	1100	3037	0.15	\$501,105	----	LAMAR	0	0	0.15	\$0
----	CLAYTON	0	0	0.15	\$0	51	LANIER	57	2100	0.15	\$17,955
----	CLINCH	0	0	0.15	\$0	----	LAURENS	0	0	0.15	\$0
----	COBB	0	0	0.15	\$0	----	LEE	0	0	0.15	\$0
22	COFFEE	2264	1600	0.15	\$543,278	----	LIBERTY	0	0	0.15	\$0
10	COLQUITT	4300	2602	0.15	\$1,678,290	----	LINCOLN	0	0	0.15	\$0
----	COLUMBIA	0	0	0.15	\$0	----	LONG	0	0	0.15	\$0
33	COOK	1000	2000	0.15	\$300,000	26	LOWNDES	1283	2460	0.15	\$473,427
----	COWETA	0	0	0.15	\$0	----	LUMPKIN	0	0	0.15	\$0
----	CRAWFORD	0	0	0.15	\$0	45	MACON	4645	77	0.15	\$53,301
15	CRISP	3270	2138	0.15	\$1,048,689	----	MADISON	0	0	0.15	\$0
----	DADE	0	0	0.15	\$0	41	MARION	300	2200	0.15	\$99,000
----	DAWSON	0	0	0.15	\$0	----	MCDUFFIE	0	0	0.15	\$0
1	DECATUR	7759	3573	0.15	\$4,158,275	----	MCINTOSH	0	0	0.15	\$0
----	DEKALB	0	0	0.15	\$0	----	MERIWETHER	0	0	0.15	\$0
29	DODGE	1000	2450	0.15	\$367,500	4	MILLER	8306	2800	0.15	\$3,488,520
55	DOOLY	3	2835	0.15	\$1,276	2	MITCHELL	8023	3210	0.15	\$3,863,075
28	DOUGHERTY	1100	2750	0.15	\$453,750	----	MONROE	0	0	0.15	\$0
----	DOUGLAS	0	0	0.15	\$0	53	MONTGOMERY	40	1500	0.15	\$9,000
8	EARLY	5622	2860	0.15	\$2,411,881	----	MORGAN	0	0	0.15	\$0
----	ECHOLS	0	0	0.15	\$0	----	MURRAY	0	0	0.15	\$0
49	EFFINGHAM	50	2740	0.15	\$20,550	----	MUSCOGEE	0	0	0.15	\$0
----	ELBERT	0	0	0.15	\$0	----	NEWTON	0	0	0.15	\$0
----	EMANUEL	0	0	0.15	\$0	----	OCONEE	0	0	0.15	\$0
50	EVANS	50	2700	0.15	\$20,250	----	OGLETHORPE	0	0	0.15	\$0
----	FANNIN	0	0	0.15	\$0	----	PAULDING	0	0	0.15	\$0

Peanuts (Additional) Farmgate Value, 1999

Rank	County	Acres	Yield	Price	Value
----	PEACH	0	0	0.15	\$0
----	PICKENS	0	0	0.15	\$0
----	PIERCE	0	0	0.15	\$0
----	PIKE	0	0	0.15	\$0
----	POLK	0	0	0.15	\$0
17	PULASKI	2243	2495	0.15	\$839,443
----	PUTNAM	0	0	0.15	\$0
37	QUITMAN	400	2497	0.15	\$149,820
----	RABUN	0	0	0.15	\$0
14	RANDOLPH	2800	2719	0.15	\$1,141,980
52	RICHMOND	50	2100	0.15	\$15,750
----	ROCKDALE	0	0	0.15	\$0
46	SCHLEY	200	1450	0.15	\$43,500
23	SCREVEN	1500	2356	0.15	\$530,100
3	SEMINOLE	6939	3431	0.15	\$3,571,156
----	SPALDING	0	0	0.15	\$0
----	STEPHENS	0	0	0.15	\$0
39	STEWART	381	2177	0.15	\$124,492
32	SUMTER	896	2250	0.15	\$302,400
----	TALBOT	0	0	0.15	\$0
----	TATTNALL	0	0	0.15	\$0
----	TAYLOR	0	0	0.15	\$0
----	TELFAIR	0	0	0.15	\$0
31	TERRELL	892	2337	0.15	\$312,691
18	THOMAS	2007	2619	0.15	\$788,450
12	TIFT	4240	2466	0.15	\$1,568,376
38	TOOMBS	500	1800	0.15	\$135,000
----	TOWNS	0	0	0.15	\$0
----	TREUTLEN	0	0	0.15	\$0
----	TROUP	0	0	0.15	\$0
19	TURNER	2102	2387	0.15	\$752,621
48	TWIGGS	150	1300	0.15	\$29,250
----	UNION	0	0	0.15	\$0
----	UPSON	0	0	0.15	\$0
----	WALKER	0	0	0.15	\$0
----	WALTON	0	0	0.15	\$0
----	WARE	0	0	0.15	\$0
----	WARREN	0	0	0.15	\$0
----	WASHINGTON	0	0	0.15	\$0
25	WAYNE	1200	2700	0.15	\$486,000
43	WEBSTER	216	2470	0.15	\$80,028
47	WHEELER	134	2061	0.15	\$41,426
----	WHITE	0	0	0.15	\$0
----	WHITFIELD	0	0	0.15	\$0
40	WILCOX	300	2500	0.15	\$112,500
----	WILKES	0	0	0.15	\$0
----	WILKINSON	0	0	0.15	\$0
7	WORTH	7060	2375	0.15	\$2,515,125
Addit'l Pnut Totals		119,551			\$47,072,244

Top Ten Counties, Peanut Additional					
Rank	County	Acres	Yield	Price	Value
1	DECATUR	7759	3573	0.15	\$4,158,275
2	MITCHELL	8023	3210	0.15	\$3,863,075
3	SEMINOLE	6939	3431	0.15	\$3,571,156
4	MILLER	8306	2800	0.15	\$3,488,520
5	BAKER	6000	3100	0.15	\$2,790,000
6	BERRIEN	6881	2555	0.15	\$2,637,143
7	WORTH	7060	2375	0.15	\$2,515,125
8	EARLY	5622	2860	0.15	\$2,411,881
9	IRWIN	5142	2558	0.15	\$1,972,985
10	COLQUITT	4300	2602	0.15	\$1,678,290



1998 GA All Peanuts Total	\$428,770,430
1997 GA All Peanuts Total	\$376,900,826
1996 GA Peanuts Total	\$412,021,737

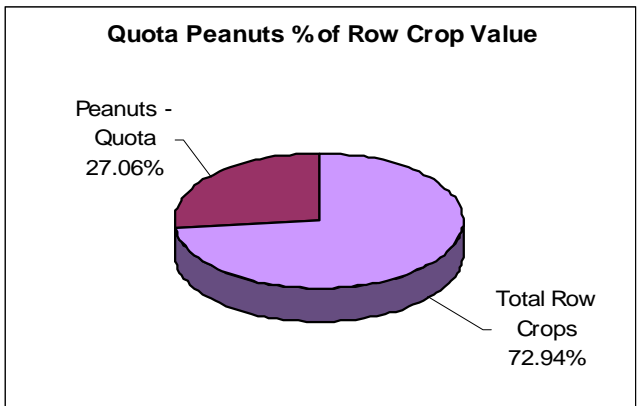
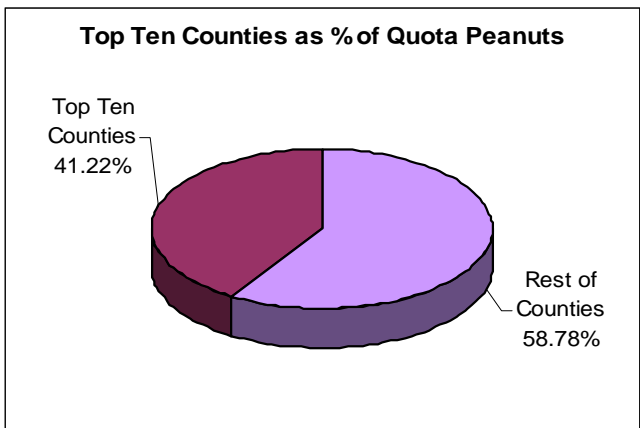
Peanut (Quota) Farmgate Value, 1999

Rank	County	Acres	Yield	Price	Value	Rank	County	Acres	Yield	Price	Value
66	APPLING	150	2500	0.305	\$114,375	----	FAYETTE	0	0	0.305	\$0
46	ATKINSON	1666	2700	0.305	\$1,371,951	----	FLOYD	0	0	0.305	\$0
62	BACON	332	3000	0.305	\$303,780	----	FORSYTH	0	0	0.305	\$0
8	BAKER	11000	3100	0.305	\$10,400,500	----	FRANKLIN	0	0	0.305	\$0
----	BALDWIN	0	0	0.305	\$0	----	FULTON	0	0	0.305	\$0
----	BANKS	0	0	0.305	\$0	----	GILMER	0	0	0.305	\$0
----	BARROW	0	0	0.305	\$0	----	GLASCOCK	0	0	0.305	\$0
----	BARTOW	0	0	0.305	\$0	----	GLYNN	0	0	0.305	\$0
26	BEN HILL	6599	2700	0.305	\$5,434,277	----	GORDON	0	0	0.305	\$0
36	BERRIEN	3560	2555	0.305	\$2,774,219	29	GRADY	5928	2813	0.305	\$5,086,017
----	BIBB	0	0	0.305	\$0	----	GREENE	0	0	0.305	\$0
38	BLECKLEY	4123	2067	0.305	\$2,599,284	----	GWINNETT	0	0	0.305	\$0
----	BRANTLEY	0	0	0.305	\$0	----	HABERSHAM	0	0	0.305	\$0
31	BROOKS	5000	2600	0.305	\$3,965,000	----	HALL	0	0	0.305	\$0
60	BRYAN	400	2800	0.305	\$341,600	----	HANCOCK	0	0	0.305	\$0
5	BULLOCH	18000	2650	0.305	\$14,548,500	----	HARALSON	0	0	0.305	\$0
28	BURKE	6000	2800	0.305	\$5,124,000	----	HARRIS	0	0	0.305	\$0
----	BUTTS	0	0	0.305	\$0	----	HART	0	0	0.305	\$0
13	CALHOUN	9079	3550	0.305	\$9,830,287	----	HEARD	0	0	0.305	\$0
----	CAMDEN	0	0	0.305	\$0	----	HENRY	0	0	0.305	\$0
47	CANDLER	1946	2023	0.305	\$1,200,835	40	HOUSTON	3579	2050	0.305	\$2,237,770
----	CARROLL	0	0	0.305	\$0	7	IRWIN	14000	2558	0.305	\$10,922,660
----	CATOOSA	0	0	0.305	\$0	----	JACKSON	0	0	0.305	\$0
----	CHARLTON	0	0	0.305	\$0	----	JASPER	0	0	0.305	\$0
----	CHATHAM	0	0	0.305	\$0	63	JEFF DAVIS	300	3000	0.305	\$274,500
----	CHATTAHOOCHEE	0	0	0.305	\$0	44	JEFFERSON	1925	2684	0.305	\$1,575,844
----	CHATTOOGA	0	0	0.305	\$0	34	JENKINS	3711	2600	0.305	\$2,942,823
----	CHEROKEE	0	0	0.305	\$0	64	JOHNSON	311	2100	0.305	\$199,131
----	CLARKE	0	0	0.305	\$0	----	JONES	0	0	0.305	\$0
22	CLAY	6956	3037	0.305	\$6,443,331	----	LAMAR	0	0	0.305	\$0
----	CLAYTON	0	0	0.305	\$0	68	LANIER	83	2300	0.305	\$58,225
----	CLINCH	0	0	0.305	\$0	35	LAURENS	6905	1333	0.305	\$2,807,331
----	COBB	0	0	0.305	\$0	20	LEE	12213	1917	0.305	\$7,141,269
21	COFFEE	9500	2300	0.305	\$6,664,250	----	LIBERTY	0	0	0.305	\$0
19	COLQUITT	9083	2602	0.305	\$7,208,360	----	LINCOLN	0	0	0.305	\$0
----	COLUMBIA	0	0	0.305	\$0	----	LONG	0	0	0.305	\$0
27	COOK	7000	2500	0.305	\$5,337,500	61	LOWNDES	428	2460	0.305	\$321,128
----	COWETA	0	0	0.305	\$0	----	LUMPKIN	0	0	0.305	\$0
69	CRAWFORD	38	2401	0.305	\$27,828	33	MACON	4645	2156	0.305	\$3,054,176
18	CRISP	12214	2138	0.305	\$7,964,627	----	MADISON	0	0	0.305	\$0
----	DADE	0	0	0.305	\$0	42	MARION	2800	2200	0.305	\$1,878,800
----	DAWSON	0	0	0.305	\$0	----	MCDUFFIE	0	0	0.305	\$0
3	DECATUR	14970	3573	0.305	\$16,313,782	----	MCINTOSH	0	0	0.305	\$0
----	DEKALB	0	0	0.305	\$0	----	MERIWETHER	0	0	0.305	\$0
30	DODGE	6000	2450	0.305	\$4,483,500	6	MILLER	15427	2800	0.305	\$13,174,658
9	DOOLY	19214	1713	0.305	\$10,038,747	4	MITCHELL	16046	3210	0.305	\$15,709,836
32	DOUGHERTY	4520	2750	0.305	\$3,791,150	----	MONROE	0	0	0.305	\$0
----	DOUGLAS	0	0	0.305	\$0	58	MONTGOMERY	800	1500	0.305	\$366,000
1	EARLY	21747	2860	0.305	\$18,969,559	----	MORGAN	0	0	0.305	\$0
----	ECHOLS	0	0	0.305	\$0	----	MURRAY	0	0	0.305	\$0
45	EFFINGHAM	1755	2740	0.305	\$1,466,654	----	MUSCOGEE	0	0	0.305	\$0
----	ELBERT	0	0	0.305	\$0	----	NEWTON	0	0	0.305	\$0
48	EMANUEL	2961	1196	0.305	\$1,079,931	----	OCONEE	0	0	0.305	\$0
55	EVANS	688	2900	0.305	\$608,536	----	OGLETHORPE	0	0	0.305	\$0
----	FANNIN	0	0	0.305	\$0	----	PAULDING	0	0	0.305	\$0

Peanut (Quota) Farmgate Value, 1999

Rank	County	Acres	Yield	Price	Value
59	PEACH	350	3200	0.305	\$341,600
----	PICKENS	0	0	0.305	\$0
----	PIERCE	0	0	0.305	\$0
----	PIKE	0	0	0.305	\$0
----	POLK	0	0	0.305	\$0
23	PULASKI	8429	2495	0.305	\$6,414,258
----	PUTNAM	0	0	0.305	\$0
49	QUITMAN	1345	2535	0.305	\$1,039,920
----	RABUN	0	0	0.305	\$0
16	RANDOLPH	11200	2719	0.305	\$9,288,104
67	RICHMOND	95	2800	0.305	\$81,130
----	ROCKDALE	0	0	0.305	\$0
52	SCHLEY	2100	1450	0.305	\$928,725
24	SCREVEN	8071	2356	0.305	\$5,799,659
17	SEMINOLE	8800	3431	0.305	\$9,208,804
----	SPALDING	0	0	0.305	\$0
----	STEPHENS	0	0	0.305	\$0
41	STEWART	3210	2177	0.305	\$2,131,455
11	SUMTER	14469	2250	0.305	\$9,929,351
----	TALBOT	0	0	0.305	\$0
51	TATTNALL	1180	2600	0.305	\$935,740
50	TAYLOR	1517	2035	0.305	\$941,564
39	TELFAIR	3816	2188	0.305	\$2,546,303
14	TERRELL	13581	2337	0.305	\$9,680,333
37	THOMAS	3422	2619	0.305	\$2,733,476
15	TIFT	12721	2466	0.305	\$9,567,846
53	TOOMBS	1270	1800	0.305	\$697,230
----	TOWNS	0	0	0.305	\$0
----	TREUTLEN	0	0	0.305	\$0
----	TROUP	0	0	0.305	\$0
10	TURNER	13702	2387	0.305	\$9,975,536
56	TWIGGS	1450	1300	0.305	\$574,925
----	UNION	0	0	0.305	\$0
----	UPSON	0	0	0.305	\$0
----	WALKER	0	0	0.305	\$0
----	WALTON	0	0	0.305	\$0
----	WARE	0	0	0.305	\$0
----	WARREN	0	0	0.305	\$0
57	WASHINGTON	1150	1500	0.305	\$526,125
43	WAYNE	1950	2700	0.305	\$1,605,825
25	WEBSTER	7630	2470	0.305	\$5,748,061
54	WHEELER	1100	2061	0.305	\$691,466
----	WHITE	0	0	0.305	\$0
----	WHITFIELD	0	0	0.305	\$0
12	WILCOX	13000	2500	0.305	\$9,912,500
----	WILKES	0	0	0.305	\$0
65	WILKINSON	376	1277	0.305	\$146,446
2	WORTH	25472	2375	0.305	\$18,451,280
Quota Pnut Totals		435,007			\$336,054,190

Top Ten Counties, Quota Peanut Value						
Rank	County	Acres	Yield	Price	Value	
1	EARLY	21747	2860	0.305	\$18,969,559	
2	WORTH	25472	2375	0.305	\$18,451,280	
3	DECATUR	14970	3573	0.305	\$16,313,782	
4	MITCHELL	16046	3210	0.305	\$15,709,836	
5	BULLOCH	18000	2650	0.305	\$14,548,500	
6	MILLER	15427	2800	0.305	\$13,174,658	
7	IRWIN	14000	2558	0.305	\$10,922,660	
8	BAKER	11000	3100	0.305	\$10,400,500	
9	DOOLY	19214	1713	0.305	\$10,038,747	
10	TURNER	13702	2387	0.305	\$9,975,536	



1998 GA All Peanuts Total	\$428,770,430
1997 GA All Peanuts Total	\$376,900,826
1996 GA All Peanuts Total	\$412,021,737

Rye Farmgate Value, 1999

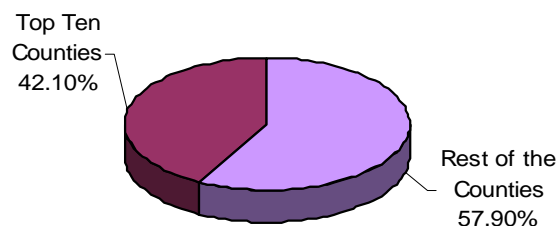
Rank	County	Acres	Yield	Price	Value	Rank	County	Acres	Yield	Price	Value
67	APPLING	300	25	9.00	\$67,500	----	FAYETTE	0	0	9.00	\$0
101	ATKINSON	17	21	9.00	\$3,213	86	FLOYD	100	30	9.00	\$27,000
29	BACON	500	40	9.00	\$180,000	----	FORSYTH	0	0	9.00	\$0
6	BAKER	3000	23	9.00	\$621,000	55	FRANKLIN	500	20	9.00	\$90,000
95	BALDWIN	80	25	9.00	\$18,000	----	FULTON	0	0	9.00	\$0
76	BANKS	200	28	9.00	\$49,500	----	GILMER	0	0	9.00	\$0
----	BARROW	0	0	9.00	\$0	34	GLASCOCK	700	25	9.00	\$157,500
----	BARTOW	0	0	9.00	\$0	----	GLYNN	0	0	9.00	\$0
25	BEN HILL	875	23	9.00	\$181,125	----	GORDON	0	0	9.00	\$0
69	BERRIEN	500	14	9.00	\$63,000	32	GRADY	770	23	9.00	\$159,390
----	BIBB	0	0	9.00	\$0	----	GREENE	0	0	9.00	\$0
52	BLECKLEY	150	70	9.00	\$94,500	----	GWINNETT	0	0	9.00	\$0
----	BRANTLEY	0	0	9.00	\$0	----	HABERSHAM	0	0	9.00	\$0
91	BROOKS	100	21	9.00	\$18,900	99	HALL	20	25	9.00	\$4,500
----	BRYAN	0	0	9.00	\$0	16	HANCOCK	1200	25	9.00	\$270,000
4	BULLOCH	3000	27	9.00	\$729,000	----	HARALSON	0	0	9.00	\$0
2	BURKE	5000	20	9.00	\$900,000	8	HARRIS	1500	35	9.00	\$472,500
93	BUTTS	100	20	9.00	\$18,000	13	HART	1500	21	9.00	\$283,500
75	CALHOUN	138	40	9.00	\$49,680	----	HEARD	0	0	9.00	\$0
----	CAMDEN	0	0	9.00	\$0	58	HENRY	250	45	7.00	\$78,750
5	CANDLER	4000	20	9.00	\$720,000	83	HOUSTON	166	23	9.00	\$34,362
----	CARROLL	0	0	9.00	\$0	60	IRWIN	350	25	9.00	\$78,750
----	CATOOSA	0	0	9.00	\$0	----	JACKSON	0	0	9.00	\$0
----	CHARLTON	0	0	9.00	\$0	----	JASPER	0	0	9.00	\$0
----	CHATHAM	0	0	9.00	\$0	49	JEFF DAVIS	375	30	9.00	\$101,250
----	CHATTAHOOCHEE	0	0	9.00	\$0	1	JEFFERSON	3660	40	9.00	\$1,317,600
----	CHATTOOGA	0	0	9.00	\$0	22	JENKINS	1000	21	9.00	\$189,000
----	CHEROKEE	0	0	9.00	\$0	14	JOHNSON	1800	17	9.00	\$275,400
85	CLARKE	100	35	9.00	\$31,500	----	JONES	0	0	9.00	\$0
23	CLAY	683	30	9.00	\$184,302	68	LAMAR	300	25	9.00	\$67,500
----	CLAYTON	0	0	9.00	\$0	79	LANIER	177	28	9.00	\$44,604
----	CLINCH	0	0	9.00	\$0	17	LAURENS	1300	22	9.00	\$257,400
----	COBB	0	0	9.00	\$0	77	LEE	206	25	9.00	\$46,395
27	COFFEE	800	25	9.00	\$180,000	----	LIBERTY	0	0	9.00	\$0
56	COLQUITT	552	17	9.00	\$84,456	----	LINCOLN	0	0	9.00	\$0
92	COLUMBIA	100	21	9.00	\$18,900	----	LONG	0	0	9.00	\$0
35	COOK	500	35	9.00	\$157,500	82	LOWNDES	200	20	9.00	\$36,000
----	COWETA	0	0	9.00	\$0	----	LUMPKIN	0	0	9.00	\$0
50	CRAWFORD	400	28	9.00	\$100,800	12	MACON	1550	21	9.00	\$292,950
38	CRISP	600	25	9.00	\$135,000	94	MADISON	100	20	9.00	\$18,000
----	DADE	0	0	9.00	\$0	26	MARION	400	50	9.00	\$180,000
----	DAWSON	0	0	9.00	\$0	66	MCDUFFIE	300	25	9.00	\$67,500
39	DECATUR	743	20	9.00	\$133,740	----	MCINTOSH	0	0	9.00	\$0
----	DEKALB	0	0	9.00	\$0	7	MERIWETHER	3200	21	9.00	\$604,800
41	DODGE	700	20	9.00	\$126,000	47	MILLER	791	15	9.00	\$106,785
78	DOOLY	169	30	9.00	\$45,711	74	MITCHELL	257	22	9.00	\$50,886
100	DOUGHERTY	20	20	9.00	\$3,600	70	MONROE	300	21	9.00	\$56,700
----	DOUGLAS	0	0	9.00	\$0	65	MONTGOMERY	150	50	9.00	\$67,500
44	EARLY	595	25	7.50	\$111,544	----	MORGAN	0	0	9.00	\$0
----	ECHOLS	0	0	9.00	\$0	----	MURRAY	0	0	9.00	\$0
20	EFFINGHAM	973	25	9.00	\$218,925	----	MUSCOGEE	0	0	9.00	\$0
48	ELBERT	550	21	9.00	\$103,950	54	NEWTON	300	34	9.00	\$91,800
63	EMANUEL	315	24	9.00	\$67,975	87	OCONEE	50	50	9.00	\$22,500
89	EVANS	123	20	9.00	\$22,140	71	OGLETHORPE	300	21	9.00	\$56,700
----	FANNIN	0	0	9.00	\$0	----	PAULDING	0	0	9.00	\$0

Rye Farmgate Value, 1999

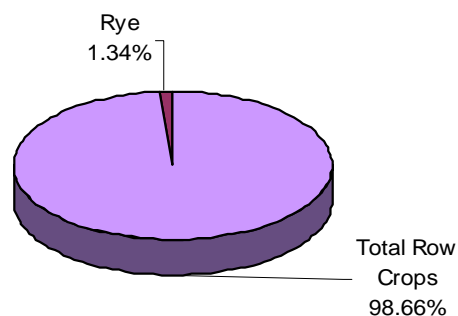
Rank	County	Acres	Yield	Price	Value
81	PEACH	75	60	9.00	\$40,500
----	PICKENS	0	0	9.00	\$0
19	PIERCE	750	35	9.00	\$236,250
61	PIKE	400	21	9.00	\$75,600
----	POLK	0	0	9.00	\$0
57	PULASKI	300	30	9.00	\$81,000
90	PUTNAM	120	19	9.00	\$20,520
43	QUITMAN	489	27	9.00	\$118,827
----	RABUN	0	0	9.00	\$0
24	RANDOLPH	812	25	9.00	\$182,700
33	RICHMOND	800	22	9.00	\$158,400
97	ROCKDALE	44	21	9.00	\$8,316
59	SCHLEY	350	25	9.00	\$78,750
21	SCREVEN	1076	20	9.00	\$193,680
40	SEMINOLE	421	35	9.00	\$132,615
98	SPALDING	50	18	9.00	\$8,100
----	STEPHENS	0	0	9.00	\$0
31	STEWART	862	21	9.00	\$162,824
28	SUMTER	800	25	9.00	\$180,000
----	TALBOT	0	0	9.00	\$0
53	TATTNALL	500	21	9.00	\$94,500
9	TAYLOR	1850	26	9.00	\$432,900
37	TELFAIR	700	22	9.00	\$138,600
73	TERRELL	200	30	9.00	\$54,000
72	THOMAS	235	26	9.00	\$54,990
51	TIFT	453	24	9.00	\$97,848
45	TOOMBS	350	35	9.00	\$110,250
----	TOWNS	0	0	9.00	\$0
80	TREUTLEN	228	20	9.00	\$40,968
62	TROUP	400	20	9.00	\$72,000
11	TURNER	1346	30	9.00	\$363,420
88	TWIGGS	50	50	9.00	\$22,500
----	UNION	0	0	9.00	\$0
----	UPSON	0	0	9.00	\$0
36	WALKER	800	21	9.00	\$151,200
96	WALTON	50	24	9.00	\$10,800
46	WARE	400	30	9.00	\$108,000
64	WARREN	250	30	9.00	\$67,500
30	WASHINGTON	900	22	9.00	\$178,200
3	WAYNE	1200	70	9.00	\$756,000
42	WEBSTER	900	15	9.00	\$121,500
10	WHEELER	1911	25	9.00	\$429,975
----	WHITE	0	0	9.00	\$0
----	WHITFIELD	0	0	9.00	\$0
18	WILCOX	1100	25	9.00	\$247,500
----	WILKES	0	0	9.00	\$0
84	WILKINSON	190	20	9.00	\$34,200
15	WORTH	1456	21	9.00	\$275,184
Rye Totals		72,472			\$16,587,099

Top Ten Counties, Rye Value					
Rank	County	Acres	Yield	Price	Value
1	JEFFERSON	3660	40	9.00	\$1,317,600
2	BURKE	5000	20	9.00	\$900,000
3	WAYNE	1200	70	9.00	\$756,000
4	BULLOCH	3000	27	9.00	\$729,000
5	CANDLER	4000	20	9.00	\$720,000
6	BAKER	3000	23	9.00	\$621,000
7	MERIWETHER	3200	21	9.00	\$604,800
8	HARRIS	1500	35	9.00	\$472,500
9	TAYLOR	1850	26	9.00	\$432,900
10	WHEELER	1911	25	9.00	\$429,975

Top Ten Counties as % of Rye



Rye % of Row Crop Value



1998 GA Rye Total	\$16,272,792
1997 GA Misc. Sm. Grains Total	\$25,206,556
1996 GA Misc. Sm. Grains Total	\$28,622,512

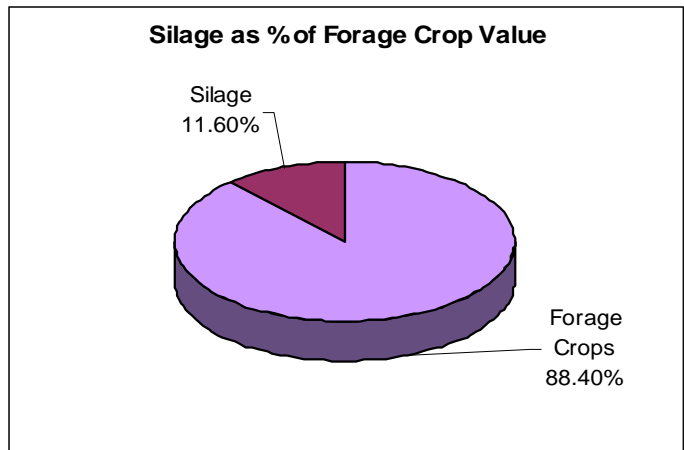
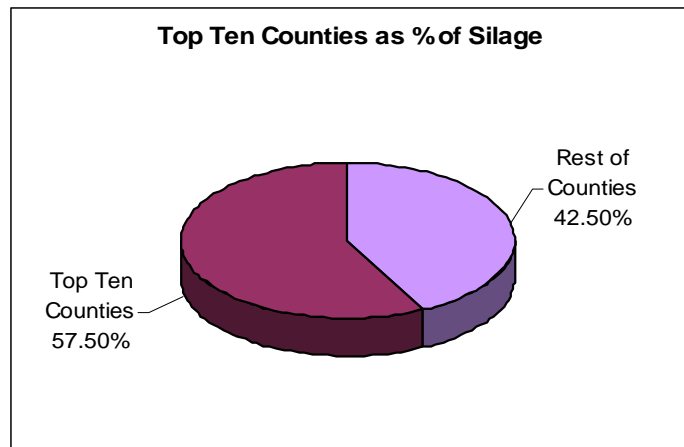
Silage Farmgate Value, 1999

Rank	County	Acres	Yield	Price	Value	Rank	County	Acres	Yield	Price	Value
14	APPLING	2000	6	20	\$240,000	----	FAYETTE	0	0	20	\$0
----	ATKINSON	0	0	20	\$0	52	FLOYD	200	7	20	\$28,000
11	BACON	1000	18	20	\$360,000	----	FORSYTH	0	0	20	\$0
50	BAKER	100	18	20	\$36,000	----	FRANKLIN	0	0	20	\$0
----	BALDWIN	0	0	20	\$0	----	FULTON	0	0	20	\$0
----	BANKS	0	0	20	\$0	59	GILMER	200	5	20	\$20,000
----	BARROW	0	0	20	\$0	----	GLASCOCK	0	0	20	\$0
35	BARTOW	500	8	20	\$80,000	----	GLYNN	0	0	20	\$0
56	BEN HILL	110		20	\$22,000	39	GORDON	260	15	20	\$75,400
----	BERRIEN	0	0	20	\$0	7	GRADY	1800	12	20	\$432,000
67	BIBB	40	10	20	\$8,000	3	GREENE	3000	12	20	\$690,000
----	BLECKLEY	0	0	20	\$0	----	GWINNETT	0	0	20	\$0
----	BRANTLEY	0	0	20	\$0	64	HABERSHAM	50	13	20	\$13,000
8	BROOKS	1500	14	20	\$420,000	6	HALL	1650	14	20	\$445,500
----	BRYAN	0	0	20	\$0	----	HANCOCK	0	0	20	\$0
----	BULLOCH	0	0	20	\$0	----	HARALSON	0	0	20	\$0
1	BURKE	3500	20	20	\$1,400,000	----	HARRIS	0	0	20	\$0
53	BUTTS	150	9	20	\$27,000	4	HART	2000	17	20	\$680,000
----	CALHOUN	0	0	20	\$0	70	HEARD	25	11	20	\$5,500
----	CAMDEN	0	0	20	\$0	----	HENRY	0	0	20	\$0
59	CANDLER	200	5	20	\$20,000	12	HOUSTON	1000	16	20	\$320,000
----	CARROLL	0	0	20	\$0	----	IRWIN	0	0	20	\$0
26	CATOOSA	426	13	20	\$110,760	----	JACKSON	0	0	20	\$0
63	CHARLTON	60	13	20	\$15,600	32	JASPER	1400	3	20	\$84,000
----	CHATHAM	0	0	20	\$0	----	JEFF DAVIS	0	0	20	\$0
----	CHATTAHOOCHEE	0	0	20	\$0	47	JEFFERSON	162	16	20	\$51,840
----	CHATTOOGA	0	0	20	\$0	5	JENKINS	4700	6	20	\$564,000
23	CHEROKEE	600	10	20	\$120,000	----	JOHNSON	0	0	20	\$0
65	CLARKE	100	5	20	\$10,000	19	JONES	1250	6	20	\$150,000
----	CLAY	0	0	20	\$0	17	LAMAR	650	12	20	\$156,000
----	CLAYTON	0	0	20	\$0	----	LANIER	0	0	20	\$0
----	CLINCH	0	0	20	\$0	16	LAURENS	400	20	20	\$160,000
----	COBB	0	0	20	\$0	----	LEE	0	0	20	\$0
43	COFFEE	200	15	20	\$60,000	----	LIBERTY	0	0	20	\$0
40	COLQUITT	260	13	20	\$67,600	----	LINCOLN	0	0	20	\$0
71	COLUMBIA	110	1	20	\$2,200	----	LONG	0	0	20	\$0
72	COOK	10	10	20	\$2,000	----	LOWNDES	0	0	20	\$0
55	COWETA	90	13	20	\$23,400	57	LUMPKIN	80	13	20	\$20,800
----	CRAWFORD	0	0	20	\$0	2	MACON	4500	15	20	\$1,350,000
----	CRISP	0	0	20	\$0	34	MADISON	410	10	20	\$82,000
----	DADE	0	0	20	\$0	----	MARION	0	0	20	\$0
----	DAWSON	0	0	20	\$0	25	MCDUFFIE	930	6	20	\$111,600
----	DECATUR	0	0	20	\$0	----	MCINTOSH	0	0	20	\$0
----	DEKALB	0	0	20	\$0	51	MERIWETHER	100	15	20	\$30,000
----	DODGE	0	0	20	\$0	27	MILLER	250	22	20	\$110,000
58	DOOLY	80	13	20	\$20,748	13	MITCHELL	1500	10	20	\$300,000
----	DOUGHERTY	0	0	20	\$0	15	MONROE	950	10	20	\$190,000
----	DOUGLAS	0	0	20	\$0	----	MONTGOMERY	0	0	20	\$0
----	EARLY	0	0	20	\$0	----	MORGAN	0	0	20	\$0
----	ECHOLS	0	0	20	\$0	----	MURRAY	0	0	20	\$0
----	EFFINGHAM	0	0	20	\$0	----	MUSCOGEE	0	0	20	\$0
59	ELBERT	100	10	20	\$20,000	67	NEWTON	200	2	20	\$8,000
----	EMANUEL	0	0	20	\$0	49	OCONEE	120	18	20	\$43,200
----	EVANS	0	0	20	\$0	41	OGLETHORPE	250	13	20	\$65,000
66	FANNIN	40	12	20	\$9,600	69	PAULDING	140	2	20	\$5,600

Silage Farmgate Value, 1999

Rank	County	Acres	Yield	Price	Value
20	PEACH	600	12	20	\$144,000
----	PICKENS	0	0	20	\$0
9	PIERCE	800	25	20	\$400,000
38	PIKE	300	13	20	\$78,000
----	POLK	0	0	20	\$0
----	PULASKI	0	0	20	\$0
10	PUTNAM	1214	15	20	\$364,200
----	QUITMAN	0	0	20	\$0
----	RABUN	0	0	20	\$0
62	RANDOLPH	66	12	20	\$15,840
45	RICHMOND	200	13	20	\$52,000
----	ROCKDALE	0	0	20	\$0
----	SCHLEY	0	0	20	\$0
----	SCREVEN	0	0	20	\$0
32	SEMINOLE	350	12	20	\$84,000
44	SPALDING	300	9	20	\$54,000
----	STEPHENS	0	0	20	\$0
----	STEWART	0	0	20	\$0
----	SUMTER	0	0	20	\$0
----	TALBOT	0	0	20	\$0
45	TATTNALL	200	13	20	\$52,000
----	TAYLOR	0	0	20	\$0
----	TELFAIR	0	0	20	\$0
----	TERRELL	0	0	20	\$0
----	THOMAS	0	0	20	\$0
41	TIFT	250	13	20	\$65,000
35	TOOMBS	200	20	20	\$80,000
----	TOWNS	0	0	20	\$0
----	TREUTLEN	0	0	20	\$0
----	TROUP	0	0	20	\$0
----	TURNER	0	0	20	\$0
----	TWIGGS	0	0	20	\$0
----	UNION	0	0	20	\$0
22	UPSON	413	15	20	\$126,130
17	WALKER	600	13	20	\$156,000
----	WALTON	0	0	20	\$0
28	WARE	400	13	20	\$104,000
24	WARREN	1400	4	20	\$112,000
31	WASHINGTON	300	15	20	\$90,000
20	WAYNE	900	8	20	\$144,000
54	WEBSTER	200	6	20	\$24,000
----	WHEELER	0	0	20	\$0
37	WHITE	325	12	20	\$78,000
30	WHITFIELD	426	11	20	\$93,720
29	WILCOX	500	10	20	\$100,000
----	WILKES	0	0	20	\$0
----	WILKINSON	0	0	20	\$0
48	WORTH	200	12	20	\$48,000
Silage Totals		49,497			\$11,731,238

Top Ten Counties, Silage Value						
Rank	County	Acres	Yield	Price	Value	
1	BURKE	3500	20	20	\$1,400,000	
2	MACON	4500	15	20	\$1,350,000	
3	GREENE	3000	12	20	\$690,000	
4	HART	2000	17	20	\$680,000	
5	JENKINS	4700	6	20	\$564,000	
6	HALL	1650	14	20	\$445,500	
7	GRADY	1800	12	20	\$432,000	
8	BROOKS	1500	14	20	\$420,000	
9	PIERCE	800	25	20	\$400,000	
10	PUTNAM	1214	15	20	\$364,200	



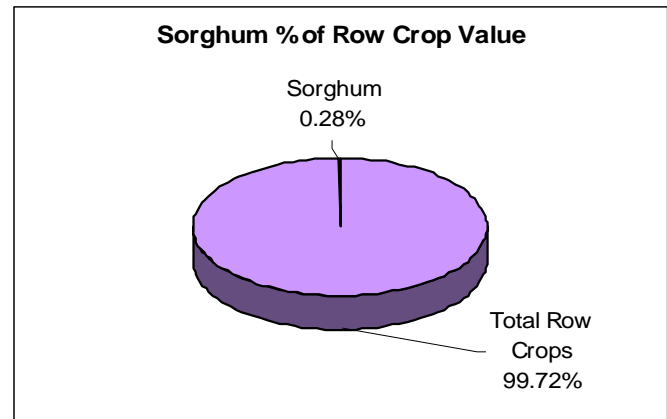
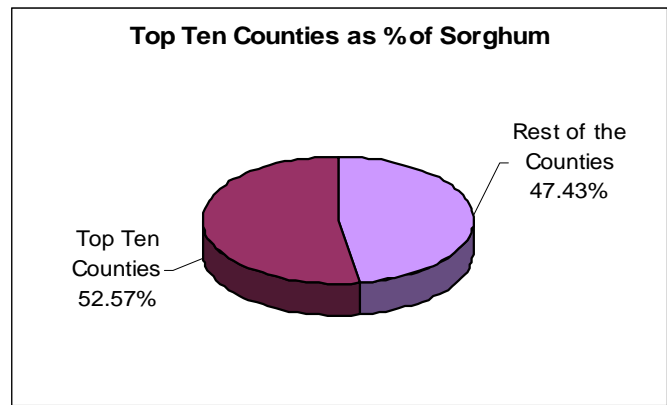
Sorghum Farmgate Value, 1999

Rank	County	Acres	Yield	Price	Value	Rank	County	Acres	Yield	Price	Value
39	APPLING	200	50	1.95	\$19,500	---	FAYETTE	0	0	1.95	\$0
---	ATKINSON	0	0	1.95	\$0	23	FLOYD	300	70	1.95	\$40,950
39	BACON	200	50	1.95	\$19,500	85	FORSYTH	15	75	1.95	\$2,194
3	BAKER	2800	45	1.95	\$245,700	54	FRANKLIN	200	30	1.95	\$11,700
78	BALDWIN	40	45	1.95	\$3,510	---	FULTON	0	0	1.95	\$0
---	BANKS	0	0	1.95	\$0	---	GILMER	0	0	1.95	\$0
---	BARROW	0	0	1.95	\$0	---	GLASCOCK	0	0	1.95	\$0
---	BARTOW	0	0	1.95	\$0	---	GLYNN	0	0	1.95	\$0
71	BEN HILL	75	36	1.95	\$5,265	---	GORDON	0	0	1.95	\$0
59	BERRIEN	100	53	1.95	\$10,335	22	GRADY	240	60	3.00	\$43,200
81	BIBB	40	42	1.95	\$3,276	---	GREENE	0	0	1.95	\$0
58	BLECKLEY	67	80	1.95	\$10,452	---	GWINNETT	0	0	1.95	\$0
---	BRANTLEY	0	0	1.95	\$0	---	HABERSHAM	0	0	1.95	\$0
4	BROOKS	2200	45	1.95	\$193,050	---	HALL	0	0	1.95	\$0
---	BRYAN	0	0	1.95	\$0	---	HANCOCK	0	0	1.95	\$0
---	BULLOCH	0	0	1.95	\$0	61	HARALSON	100	50	1.95	\$9,750
21	BURKE	500	45	1.95	\$43,875	68	HARRIS	150	25	1.95	\$7,313
---	BUTTS	0	0	1.95	\$0	9	HART	1100	47	1.95	\$100,815
5	CALHOUN	2498	30	1.95	\$146,133	---	HEARD	0	0	1.95	\$0
---	CAMDEN	0	0	1.95	\$0	46	HENRY	200	38	1.95	\$14,820
27	CANDLER	700	25	1.95	\$34,125	33	HOUSTON	258	45	1.95	\$22,613
72	CARROLL	50	50	1.95	\$4,875	44	IRWIN	242	35	1.95	\$16,517
---	CATOOSA	0	0	1.95	\$0	---	JACKSON	0	0	1.95	\$0
---	CHARLTON	0	0	1.95	\$0	---	JASPER	0	0	1.95	\$0
---	CHATHAM	0	0	1.95	\$0	---	JEFF DAVIS	0	0	1.95	\$0
---	CHATTAHOOCHEE	0	0	1.95	\$0	41	JEFFERSON	331	30	1.95	\$19,364
---	CHATTOOGA	0	0	1.95	\$0	52	JENKINS	150	45	1.95	\$13,163
---	CHEROKEE	0	0	1.95	\$0	83	JOHNSON	25	56	1.95	\$2,730
37	CLARKE	300	35	1.95	\$20,475	---	JONES	0	0	1.95	\$0
2	CLAY	1542	100	1.95	\$300,729	25	LAMAR	400	45	1.95	\$35,100
---	CLAYTON	0	0	1.95	\$0	80	LANIER	29	59	1.95	\$3,336
---	CLINCH	0	0	1.95	\$0	42	LAURENS	381	25	1.95	\$18,574
---	COBB	0	0	1.95	\$0	14	LEE	578	60	1.95	\$67,626
72	COFFEE	50	50	1.95	\$4,875	90	LIBERTY	7	45	1.95	\$649
29	COLQUITT	350	45	1.95	\$30,713	---	LINCOLN	0	0	1.95	\$0
---	COLUMBIA	0	0	1.95	\$0	---	LONG	0	0	1.95	\$0
85	COOK	100	40	1.95	\$7,800	69	LOWNDES	50	70	1.95	\$6,825
---	COWETA	0	0	1.95	\$0	---	LUMPKIN	0	0	1.95	\$0
---	CRAWFORD	0	0	1.95	\$0	6	MACON	2000	35	1.95	\$136,500
10	CRISP	959	50	1.95	\$93,503	70	MADISON	75	40	1.95	\$5,850
---	DADE	0	0	1.95	\$0	15	MARION	450	75	1.95	\$65,813
---	DAWSON	0	0	1.95	\$0	65	MCDUFFIE	200	20	1.95	\$7,800
31	DECATUR	393	35	1.95	\$26,822	---	MCINTOSH	0	0	1.95	\$0
---	DEKALB	0	0	1.95	\$0	36	MERIWETHER	200	55	1.95	\$21,450
60	DODGE	150	35	1.95	\$10,238	18	MILLER	543	50	1.95	\$52,943
38	DOOLY	224	45	1.95	\$19,682	19	MITCHELL	529	50	1.95	\$51,578
17	DOUGHERTY	600	55	1.95	\$64,350	---	MONROE	0	0	1.95	\$0
---	DOUGLAS	0	0	1.95	\$0	52	MONTGOMERY	150	45	1.95	\$13,163
1	EARLY	2569	50	2.90	\$372,534	76	MORGAN	100	20	1.95	\$3,900
---	ECHOLS	0	0	1.95	\$0	---	MURRAY	0	0	1.95	\$0
86	EFFINGHAM	30	35	1.95	\$2,048	---	MUSCOGEE	0	0	1.95	\$0
25	ELBERT	400	45	1.95	\$35,100	57	NEWTON	120	45	1.95	\$10,530
62	EMANUEL	130	38	1.95	\$9,633	75	OCONEE	50	45	1.95	\$4,388
49	EVANS	179	40	1.95	\$13,962	34	OGLETHORPE	250	45	1.95	\$21,938
---	FANNIN	0	0	1.95	\$0	---	PAULDING	0	0	1.95	\$0

Sorghum Farmgate Value, 1999

Rank	County	Acres	Yield	Price	Value
47	PEACH	215	35	1.95	\$14,674
----	PICKENS	0	0	1.95	\$0
----	PIERCE	0	0	1.95	\$0
34	PIKE	250	45	1.95	\$21,938
76	POLK	50	40	1.95	\$3,900
51	PULASKI	200	35	1.95	\$13,650
----	PUTNAM	0	0	1.95	\$0
88	QUITMAN	18	25	1.95	\$878
----	RABUN	0	0	1.95	\$0
7	RANDOLPH	2317	30	1.95	\$135,545
82	RICHMOND	30	48	1.95	\$2,808
87	ROCKDALE	15	45	1.95	\$1,316
----	SCHLEY	0	0	1.95	\$0
24	SCREVEN	373	50	1.95	\$36,368
8	SEMINOLE	1388	48	1.95	\$129,917
----	SPALDING	0	0	1.95	\$0
----	STEPHENS	0	0	1.95	\$0
30	STEWART	339	45	1.95	\$29,756
55	SUMTER	800	7	1.95	\$10,920
----	TALBOT	0	0	1.95	\$0
32	TATTNALL	300	45	1.95	\$26,325
11	TAYLOR	700	68	1.95	\$92,820
85	TELFAIR	100	40	1.95	\$7,800
50	TERRELL	100	70	1.95	\$13,650
12	THOMAS	962	42	2.10	\$84,848
43	TIFT	180	50	1.95	\$17,550
84	TOOMBS	41	30	1.95	\$2,399
----	TOWNS	0	0	1.95	\$0
----	TREUTLEN	0	0	1.95	\$0
----	TROUP	0	0	1.95	\$0
13	TURNER	554	75	1.95	\$81,023
89	TWIGGS	10	40	1.95	\$780
----	UNION	0	0	1.95	\$0
----	UPSON	0	0	1.95	\$0
----	WALKER	0	0	1.95	\$0
63	WALTON	100	45	1.95	\$8,775
74	WARE	58	40	1.95	\$4,524
----	WARREN	0	0	1.95	\$0
48	WASHINGTON	100	75	1.95	\$14,625
28	WAYNE	400	40	1.95	\$31,200
45	WEBSTER	200	40	1.95	\$15,600
56	WHEELER	114	45	2.12	\$10,876
----	WHITE	0	0	1.95	\$0
----	WHITFIELD	0	0	1.95	\$0
20	WILCOX	650	40	1.95	\$50,700
83	WILKES	100	45	1.95	\$8,775
79	WILKINSON	43	40	1.95	\$3,354
16	WORTH	665	50	1.95	\$64,838
Sorghum Totals		38,242			\$3,527,274

Top Ten Counties, Sorghum Value					
Rank	County	Acres	Yield	Price	Value
1	EARLY	2569	50	2.90	\$372,534
2	CLAY	1542	100	1.95	\$300,729
3	BAKER	2800	45	1.95	\$245,700
4	BROOKS	2200	45	1.95	\$193,050
5	CALHOUN	2498	30	1.95	\$146,133
6	MACON	2000	35	1.95	\$136,500
7	RANDOLPH	2317	30	1.95	\$135,545
8	SEMINOLE	1388	48	1.95	\$129,917
9	HART	1100	47	1.95	\$100,815
10	CRISP	959	50	1.95	\$93,503



1998 GA Sorghum Total	\$4,452,067
1997 GA Misc. Sm. Grains Total	\$25,206,556
1996 GA Misc. Sm. Grains Total	\$28,622,512

Soybeans Farmgate Value, 1999

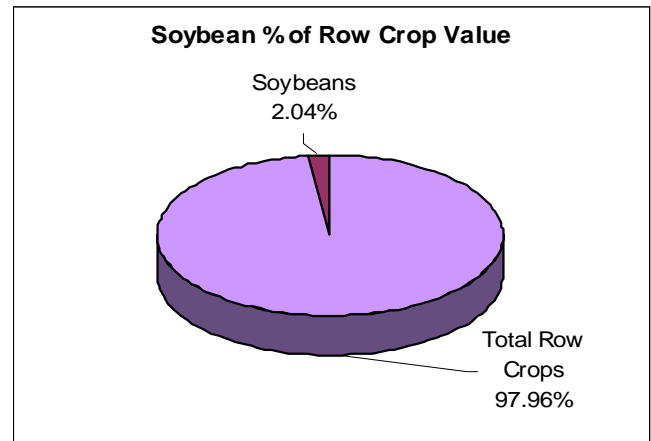
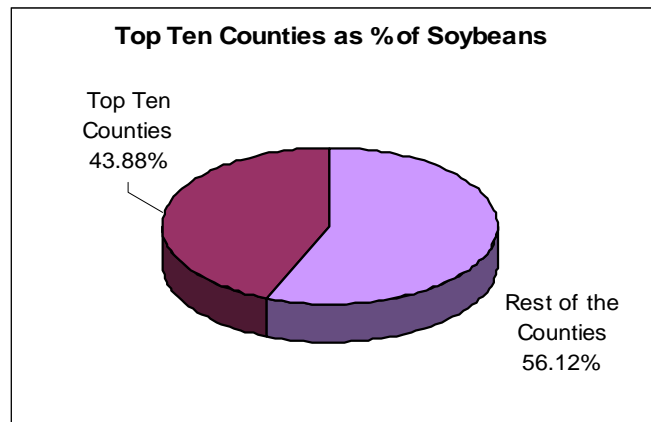
Rank	County	Acres	Yield	Price	Value	Rank	County	Acres	Yield	Price	Value
22	APPLING	3000	20	5.29	\$317,400	105	FAYETTE	100	27	5.29	\$14,283
39	ATKINSON	1739	19	5.29	\$174,787	44	FLOYD	1200	25	5.29	\$158,700
27	BACON	2000	25	5.29	\$264,500	----	FORSYTH	0	0	5.29	\$0
8	BAKER	2500	55	5.29	\$727,375	59	FRANKLIN	1000	20	5.29	\$105,800
----	BALDWIN	0	0	5.29	\$0	89	FULTON	200	32	5.29	\$33,856
99	BANKS	200	18	5.29	\$19,044	----	GILMER	0	0	5.29	\$0
117	BARROW	30	19	5.29	\$3,015	96	GLASCOCK	300	15	5.29	\$23,805
3	BARTOW	9000	37	5.29	\$1,761,570	----	GLYNN	0	0	5.29	\$0
91	BEN HILL	225	28	5.29	\$33,327	4	GORDON	10400	19	5.29	\$1,020,547
14	BERRIEN	3049	28	5.29	\$451,618	15	GRADY	2998	27	5.29	\$428,204
95	BIBB	200	24	5.29	\$25,392	----	GREENE	0	0	5.29	\$0
23	BLECKLEY	2384	25	5.29	\$315,284	----	GWINNETT	0	0	5.29	\$0
90	BRANTLEY	317	20	5.29	\$33,539	----	HABERSHAM	0	0	5.29	\$0
37	BROOKS	1800	19	5.29	\$180,918	----	HALL	0	0	5.29	\$0
66	BRYAN	825	20	5.29	\$87,285	106	HANCOCK	125	21	5.29	\$13,886
2	BULLOCH	16000	24	5.29	\$2,031,360	60	HARALSON	800	25	5.29	\$105,800
6	BURKE	12000	12	5.29	\$761,760	----	HARRIS	0	0	5.29	\$0
103	BUTTS	200	15	5.29	\$15,870	24	HART	2500	23	5.29	\$304,175
56	CALHOUN	952	24	5.29	\$120,866	----	HEARD	0	0	5.29	\$0
----	CAMDEN	0	0	5.29	\$0	84	HENRY	500	18	5.29	\$47,610
34	CANDLER	3000	12	5.29	\$190,440	16	HOUSTON	4965	16	5.29	\$420,204
----	CARROLL	0	0	5.29	\$0	51	IRWIN	1240	20	5.29	\$131,192
----	CATOOSA	0	0	5.29	\$0	94	JACKSON	300	18	5.29	\$28,566
----	CHARLTON	0	0	5.29	\$0	----	JASPER	0	0	5.29	\$0
----	CHATHAM	0	0	5.29	\$0	33	JEFF DAVIS	1450	27	5.29	\$207,104
----	CHATTAHOOCHEE	0	0	5.29	\$0	7	JEFFERSON	10473	14	5.29	\$747,929
67	CHATTOOGA	800	20	5.29	\$84,640	49	JENKINS	1500	19	5.29	\$150,765
----	CHEROKEE	0	0	5.29	\$0	35	JOHNSON	3200	11	5.29	\$186,208
78	CLARKE	300	35	5.29	\$55,545	----	JONES	0	0	5.29	\$0
118	CLAY	21	20	5.29	\$2,222	52	LAMAR	1000	24	5.29	\$126,960
----	CLAYTON	0	0	5.29	\$0	88	LANIER	276	27	5.29	\$39,421
114	CLINCH	75	23	5.29	\$9,125	12	LAURENS	6600	15	5.29	\$523,710
----	COBB	0	0	5.29	\$0	72	LEE	1336	10	5.29	\$70,669
21	COFFEE	3200	20	5.29	\$338,560	101	LIBERTY	172	19	5.29	\$17,288
54	COLQUITT	1030	23	5.29	\$125,320	----	LINCOLN	0	0	5.29	\$0
----	COLUMBIA	0	0	5.29	\$0	61	LONG	648	30	5.29	\$102,838
92	COOK	200	30	5.29	\$31,740	19	LOWNDES	2337	29	5.29	\$358,519
93	COWETA	250	22	5.29	\$29,095	108	LUMPKIN	60	39	5.29	\$12,379
----	CRAWFORD	0	0	5.29	\$0	31	LUMPKIN	5500	8	5.29	\$218,213
38	CRISP	1412	24	5.29	\$179,268	17	MADISON	3800	20	5.29	\$402,040
111	DADE	100	20	5.29	\$10,580	30	MARION	1800	25	5.29	\$238,050
115	DAWSON	50	25	5.29	\$6,613	99	MCDUFFIE	300	12	5.29	\$19,044
85	DECATUR	543	17	5.29	\$47,396	----	MCINTOSH	0	0	5.29	\$0
----	DEKALB	0	0	5.29	\$0	79	MERIWETHER	500	20	5.29	\$52,900
48	DODGE	1600	18	5.29	\$152,352	63	MILLER	1178	15	5.29	\$93,474
11	DOOLY	5379	19	5.29	\$540,663	28	MITCHELL	1974	25	5.29	\$261,062
86	DOUGHERTY	245	35	5.29	\$45,362	----	MONROE	0	0	5.29	\$0
----	DOUGLAS	0	0	5.29	\$0	32	MONTGOMERY	2000	20	5.29	\$211,600
50	EARLY	3183	8	5.29	\$134,709	110	MORGAN	150	15	5.29	\$11,903
102	ECHOLS	117	27	5.29	\$16,711	57	MURRAY	948	24	5.29	\$120,358
13	EFFINGHAM	4455	20	5.29	\$471,339	----	MUSCOGEE	0	0	5.29	\$0
73	ELBERT	700	19	5.29	\$70,357	77	NEWTON	410	26	5.29	\$56,391
55	EMANUEL	1060	22	5.29	\$123,386	68	OCONEE	500	30	5.29	\$79,350
47	EVANS	1732	17	5.29	\$155,759	81	OGLETHORPE	500	19	5.29	\$50,255
113	FANNIN	75	25	5.29	\$9,919	107	PAULDING	100	26	5.29	\$13,754

Soybeans Farmgate Value, 1999

Rank	County	Acres	Yield	Price	Value
41	PEACH	1560	20	5.29	\$165,048
----	PICKENS	0	0	5.29	\$0
20	PIERCE	4500	15	5.29	\$357,075
81	PIKE	500	19	5.29	\$50,255
71	POLK	900	15	5.29	\$71,415
26	PULASKI	3000	18	5.29	\$285,660
----	PUTNAM	0	0	5.29	\$0
----	QUITMAN	0	0	5.29	\$0
----	RABUN	0	0	5.29	\$0
29	RANDOLPH	3286	15	5.29	\$260,744
70	RICHMOND	800	18	5.29	\$76,176
116	ROCKDALE	50	19	5.29	\$5,026
75	SCHLEY	650	18	5.29	\$61,893
5	SCREVEN	10871	15	5.29	\$862,614
18	SEMINOLE	1501	48	5.29	\$381,134
----	SPALDING	0	0	5.29	\$0
87	STEPHENS	100	75	5.29	\$39,675
83	STEWART	476	19	5.29	\$47,803
10	SUMTER	5981	18	5.29	\$569,511
----	TALBOT	0	0	5.29	\$0
1	TATTNALL	13000	30	5.29	\$2,063,100
62	TAYLOR	1000	18	5.29	\$95,220
44	TELFAIR	2000	15	5.29	\$158,700
44	TERRELL	3000	10	5.29	\$158,700
43	THOMAS	1508	20	5.29	\$159,546
58	TIFT	1082	20	5.29	\$114,476
42	TOOMBS	3038	10	5.29	\$160,710
----	TOWNS	0	0	5.29	\$0
69	TREUTLEN	818	18	5.29	\$77,842
----	TROUP	0	0	5.29	\$0
76	TURNER	374	30	5.29	\$59,354
64	TWIGGS	700	25	5.29	\$92,575
----	UNION	0	0	5.29	\$0
----	UPSON	0	0	5.29	\$0
65	WALKER	1400	12	5.29	\$88,872
98	WALTON	350	12	5.29	\$22,218
9	WARE	4000	28	5.29	\$592,480
74	WARREN	425	28	5.29	\$62,951
25	WASHINGTON	5500	10	5.29	\$290,950
53	WAYNE	950	25	5.29	\$125,638
97	WEBSTER	310	14	5.29	\$22,959
40	WHEELER	1090	29	5.29	\$167,217
111	WHITE	100	20	5.29	\$10,580
79	WHITFIELD	500	20	5.29	\$52,900
104	WILCOX	200	15	5.29	\$15,870
----	WILKES	0	0	5.29	\$0
109	WILKINSON	121	19	5.29	\$12,162
36	WORTH	2022	17	5.29	\$181,838
Soybean Totals		238,950			\$25,385,705

1998 GA Soybean Total	\$30,205,039
1997 GA Soybean Total	\$51,572,017
1996 GA Soybean Total	\$85,145,764

Rank	County	Acres	Yield	Price	Value
1	TATTNALL	13000	30	5.29	\$2,063,100
2	BULLOCH	16000	24	5.29	\$2,031,360
3	BARTOW	9000	37	5.29	\$1,761,570
4	GORDON	10400	19	5.29	\$1,020,547
5	SCREVEN	10871	15	5.29	\$862,614
6	BURKE	12000	12	5.29	\$761,760
7	JEFFERSON	10473	14	5.29	\$747,929
8	BAKER	2500	55	5.29	\$727,375
9	WARE	4000	28	5.29	\$592,480
10	SUMTER	5981	18	5.29	\$569,511



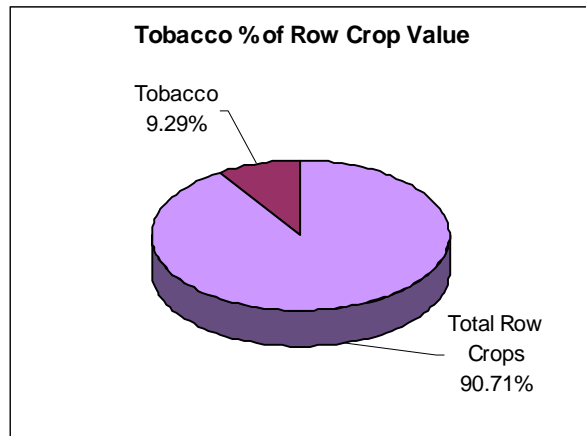
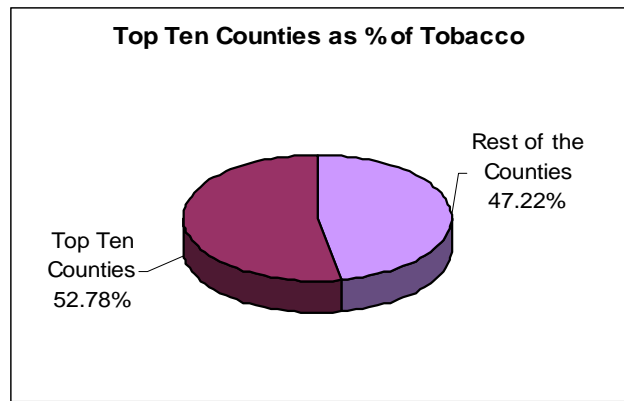
Tobacco Farmgate Value, 1999

Rank	County	Acres	Yield	Price	Value	Rank	County	Acres	Yield	Price	Value
14	APPLING	1100	1700	1.70	\$3,179,000	----	FAYETTE	0	0	1.70	\$0
23	ATKINSON	670	1940	1.70	\$2,209,660	----	FLOYD	0	0	1.70	\$0
15	BACON	1034	1800	1.70	\$3,163,061	----	FORSYTH	0	0	1.70	\$0
----	BAKER	0	0	1.70	\$0	----	FRANKLIN	0	0	1.70	\$0
----	BALDWIN	0	0	1.70	\$0	----	FULTON	0	0	1.70	\$0
----	BANKS	0	0	1.70	\$0	----	GILMER	0	0	1.70	\$0
----	BARROW	0	0	1.70	\$0	----	GLASCOCK	0	0	1.70	\$0
----	BARTOW	0	0	1.70	\$0	----	GLYNN	0	0	1.70	\$0
30	BEN HILL	425	1700	1.70	\$1,228,250	----	GORDON	0	0	1.70	\$0
3	BERRIEN	1935	2254	1.70	\$7,414,533	24	GRADY	560	2183	1.70	\$2,078,216
----	BIBB	0	0	1.70	\$0	----	GREENE	0	0	1.70	\$0
----	BLECKLEY	0	0	1.70	\$0	----	GWINNETT	0	0	1.70	\$0
26	BRANTLEY	472	2155	1.70	\$1,728,112	----	HABERSHAM	0	0	1.70	\$0
12	BROOKS	1000	1940	1.70	\$3,298,000	----	HALL	0	0	1.70	\$0
44	BRYAN	72	1400	1.70	\$171,360	----	HANCOCK	0	0	1.70	\$0
9	BULLOCH	1400	1800	1.70	\$4,284,000	----	HARALSON	0	0	1.70	\$0
----	BURKE	0	0	1.70	\$0	----	HARRIS	0	0	1.70	\$0
----	BUTTS	0	0	1.70	\$0	----	HART	0	0	1.70	\$0
----	CALHOUN	0	0	1.70	\$0	----	HEARD	0	0	1.70	\$0
----	CAMDEN	0	0	1.70	\$0	----	HENRY	0	0	1.70	\$0
25	CANDLER	812	1500	1.70	\$2,071,416	----	HOUSTON	0	0	1.70	\$0
----	CARROLL	0	0	1.70	\$0	11	IRWIN	1080	2025	1.70	\$3,717,900
----	CATOOSA	0	0	1.70	\$0	----	JACKSON	0	0	1.70	\$0
42	CHARLTON	80	2046	1.70	\$279,160	----	JASPER	0	0	1.70	\$0
----	CHATHAM	0	0	1.70	\$0	10	JEFF DAVIS	940	2400	1.70	\$3,835,200
----	CHATTAHOOCHEE	0	0	1.70	\$0	----	JEFFERSON	0	0	1.70	\$0
----	CHATTOOGA	0	0	1.70	\$0	43	JENKINS	76	1940	1.70	\$250,648
----	CHEROKEE	0	0	1.70	\$0	47	JOHNSON	43	900	1.70	\$65,484
----	CLARKE	0	0	1.70	\$0	----	JONES	0	0	1.70	\$0
----	CLAY	0	0	1.70	\$0	----	LAMAR	0	0	1.70	\$0
----	CLAYTON	0	0	1.70	\$0	21	LANIER	656	2100	1.70	\$2,341,920
39	CLINCH	107	2200	1.70	\$400,180	37	LAURENS	118	2055	1.70	\$412,233
----	COBB	0	0	1.70	\$0	----	LEE	0	0	1.70	\$0
2	COFFEE	2334	1900	1.70	\$7,539,757	46	LIBERTY	34	1940	1.70	\$110,813
1	COLQUITT	2434	2323	1.70	\$9,612,109	----	LINCOLN	0	0	1.70	\$0
----	COLUMBIA	0	0	1.70	\$0	38	LONG	122	1940	1.70	\$402,356
6	COOK	1550	2300	1.70	\$6,060,500	5	LOWNDES	1898	1935	1.70	\$6,243,471
----	COWETA	0	0	1.70	\$0	----	LUMPKIN	0	0	1.70	\$0
----	CRAWFORD	0	0	1.70	\$0	----	MACON	0	0	1.70	\$0
----	CRISP	0	0	1.70	\$0	----	MADISON	0	0	1.70	\$0
----	DADE	0	0	1.70	\$0	----	MARION	0	0	1.70	\$0
----	DAWSON	0	0	1.70	\$0	----	MCDUFFIE	0	0	1.70	\$0
34	DECATUR	128	2500	1.70	\$544,000	----	MCINTOSH	0	0	1.70	\$0
----	DEKALB	0	0	1.70	\$0	----	MERIWETHER	0	0	1.70	\$0
35	DODGE	160	1950	1.70	\$530,400	----	MILLER	0	0	1.70	\$0
----	DOOLY	0	0	1.70	\$0	16	MITCHELL	1053	1600	1.70	\$2,864,160
49	DOUGHERTY	8	2000	1.70	\$27,200	----	MONROE	0	0	1.70	\$0
----	DOUGLAS	0	0	1.70	\$0	27	MONTGOMERY	424	2000	1.70	\$1,441,600
----	EARLY	0	0	1.70	\$0	----	MORGAN	0	0	1.70	\$0
28	ECHOLS	350	2400	1.70	\$1,428,000	----	MURRAY	0	0	1.70	\$0
40	EFFINGHAM	105	2050	1.70	\$365,925	----	MUSCOGEE	0	0	1.70	\$0
----	ELBERT	0	0	1.70	\$0	----	NEWTON	0	0	1.70	\$0
18	EMANUEL	662	2246	1.70	\$2,529,328	----	OCONEE	0	0	1.70	\$0
29	EVANS	352	2100	1.70	\$1,256,640	----	OGLETHORPE	0	0	1.70	\$0
51	FANNIN	4	1730	1.70	\$11,764	----	PAULDING	0	0	1.70	\$0

Tobacco Farmgate Value, 1999

Rank	County	Acres	Yield	Price	Value
----	PEACH	0	0	1.70	\$0
----	PICKENS	0	0	1.70	\$0
4	PIERCE	1435	2650	1.70	\$6,464,675
----	PIKE	0	0	1.70	\$0
----	POLK	0	0	1.70	\$0
----	PULASKI	0	0	1.70	\$0
----	PUTNAM	0	0	1.70	\$0
----	QUITMAN	0	0	1.70	\$0
----	RABUN	0	0	1.70	\$0
----	RANDOLPH	0	0	1.70	\$0
----	RICHMOND	0	0	1.70	\$0
----	ROCKDALE	0	0	1.70	\$0
----	SCHLEY	0	0	1.70	\$0
45	SCREVEN	40	1949	1.70	\$132,532
----	SEMINOLE	0	0	1.70	\$0
----	SPALDING	0	0	1.70	\$0
----	STEPHENS	0	0	1.70	\$0
----	STEWART	0	0	1.70	\$0
----	SUMTER	0	0	1.70	\$0
----	TALBOT	0	0	1.70	\$0
7	TATTNALL	1500	2000	1.70	\$5,100,000
----	TAYLOR	0	0	1.70	\$0
33	TELFAIR	225	1700	1.70	\$650,250
----	TERRELL	0	0	1.70	\$0
20	THOMAS	645	2163	1.70	\$2,371,730
8	TIFT	1242	2050	1.70	\$4,328,370
13	TOOMBS	940	2000	1.70	\$3,196,000
48	TOWNS	15	1500	1.90	\$42,750
31	TREUTLEN	379	1850	1.70	\$1,191,955
----	TROUP	0	0	1.70	\$0
36	TURNER	97	2583	1.70	\$425,937
----	TWIGGS	0	0	1.70	\$0
50	UNION	10	1500	1.70	\$25,500
----	UPSON	0	0	1.70	\$0
----	WALKER	0	0	1.70	\$0
----	WALTON	0	0	1.70	\$0
17	WARE	712	2100	1.70	\$2,541,840
----	WARREN	0	0	1.70	\$0
----	WASHINGTON	0	0	1.70	\$0
19	WAYNE	639	2300	1.70	\$2,498,490
----	WEBSTER	0	0	1.70	\$0
32	WHEELER	357	1174	1.70	\$712,501
----	WHITE	0	0	1.70	\$0
----	WHITFIELD	0	0	1.70	\$0
41	WILCOX	94	2000	1.70	\$319,600
----	WILKES	0	0	1.70	\$0
----	WILKINSON	0	0	1.70	\$0
22	WORTH	702	1893	1.70	\$2,259,106
Tobacco Totals		33,230			\$115,357,591

Top Ten Counties as % of Tobacco					
Rank	County	Acres	Yield	Price	Value
1	COLQUITT	2434	2323	1.70	\$9,612,109
2	COFFEE	2334	1900	1.70	\$7,539,757
3	BERRIEN	1935	2254	1.70	\$7,414,533
4	PIERCE	1435	2650	1.70	\$6,464,675
5	LOWNDES	1898	1935	1.70	\$6,243,471
6	COOK	1550	2300	1.70	\$6,060,500
7	TATTNALL	1500	2000	1.70	\$5,100,000
8	TIFT	1242	2050	1.70	\$4,328,370
9	BULLOCH	1400	1800	1.70	\$4,284,000
10	JEFF DAVIS	940	2400	1.70	\$3,835,200



1998 GA Tobacco Total	\$148,890,179
1997 GA Tobacco Total	\$166,637,094
1996 GA Tobacco Total	\$197,290,921

Wheat Farmgate Value, 1999

Rank	County	Acres	Yield	Price	Value	Rank	County	Acres	Yield	Price	Value
101	APPLING	200	40	2.48	\$19,840	105	FAYETTE	150	42	2.48	\$15,624
112	ATKINSON	118	43	2.48	\$12,584	49	FLOYD	1200	36	2.48	\$107,136
107	BACON	150	40	2.48	\$14,880	----	FORSYTH	0	0	2.48	\$0
30	BAKER	2000	41	2.48	\$203,360	28	FRANKLIN	2000	43	2.48	\$213,280
77	BALDWIN	625	40	2.48	\$62,000	115	FULTON	75	45	2.48	\$8,370
108	BANKS	200	27	2.48	\$13,392	----	GILMER	0	0	2.48	\$0
114	BARROW	100	43	2.48	\$10,664	87	GLASCOCK	465	40	2.48	\$46,128
29	BARTOW	2500	33	2.48	\$204,600	----	GLYNN	0	0	2.48	\$0
91	BEN HILL	475	35	2.48	\$41,230	43	GORDON	900	59	2.48	\$130,951
59	BERRIEN	855	41	2.48	\$86,936	40	GRADY	1640	37	2.48	\$150,486
94	BIBB	300	35	2.48	\$26,040	95	GREENE	250	40	2.48	\$24,800
53	BLECKLEY	942	42	2.48	\$98,119	----	GWINNETT	0	0	2.48	\$0
----	BRANTLEY	0	0	2.48	\$0	102	HABERSHAM	200	35	2.48	\$17,360
37	BROOKS	1600	45	2.48	\$178,560	96	HALL	300	32	2.48	\$23,808
----	BRYAN	0	0	2.48	\$0	104	HANCOCK	200	33	2.48	\$16,368
9	BULLOCH	6500	48	2.48	\$773,760	71	HARALSON	600	50	2.48	\$74,400
3	BURKE	12000	40	2.48	\$1,190,400	63	HARRIS	750	45	2.48	\$83,700
88	BUTTS	500	35	2.48	\$43,400	20	HART	3500	43	2.48	\$373,240
4	CALHOUN	8504	53	2.48	\$1,117,766	109	HEARD	125	43	2.48	\$13,330
----	CAMDEN	0	0	2.48	\$0	93	HENRY	400	38	2.48	\$37,696
36	CANDLER	2500	30	2.48	\$186,000	10	HOUSTON	6092	50	2.48	\$755,371
119	CARROLL	50	52	2.48	\$6,448	55	IRWIN	900	40	2.48	\$89,280
----	CATOOSA	0	0	2.48	\$0	68	JACKSON	1034	30	2.48	\$76,930
----	CHARLTON	0	0	2.48	\$0	126	JASPER	500	1	2.48	\$1,240
125	CHATHAM	26	40	2.48	\$2,599	113	JEFF DAVIS	200	25	2.48	\$12,400
----	CHATTAHOOCHEE	0	0	2.48	\$0	1	JEFFERSON	15105	40	2.48	\$1,498,416
84	CHATTOOGA	500	40	2.48	\$49,600	25	JENKINS	2700	43	2.48	\$287,928
----	CHEROKEE	0	0	2.48	\$0	39	JOHNSON	1500	45	2.48	\$167,400
78	CLARKE	700	35	2.48	\$60,760	119	JONES	100	26	2.48	\$6,448
12	CLAY	4254	55	2.48	\$580,300	23	LAMAR	2500	55	2.48	\$341,000
----	CLAYTON	0	0	2.48	\$0	82	LANIER	557	38	2.48	\$52,492
----	CLINCH	0	0	2.48	\$0	11	LAURENS	6300	38	2.48	\$593,712
----	COBB	0	0	2.48	\$0	16	LEE	3516	50	2.48	\$436,021
66	COFFEE	782	42	2.48	\$81,453	----	LIBERTY	0	0	2.48	\$0
76	COLQUITT	736	35	2.48	\$63,885	----	LINCOLN	0	0	2.48	\$0
----	COLUMBIA	0	0	2.48	\$0	----	LONG	0	0	2.48	\$0
84	COOK	500	40	2.48	\$49,600	----	LOWNDES	0	0	2.48	\$0
83	COWETA	525	40	2.48	\$52,080	124	LUMPKIN	30	40	2.48	\$2,976
54	CRAWFORD	867	43	2.48	\$92,457	7	MACON	7500	45	2.48	\$837,000
31	CRISP	1822	45	2.48	\$203,335	13	MADISON	5600	41	2.48	\$569,408
122	DADE	50	40	2.48	\$4,960	74	MARION	1100	25	2.48	\$68,200
----	DAWSON	0	0	2.48	\$0	84	MCDUFFIE	500	40	2.48	\$49,600
21	DECATUR	2980	50	2.48	\$369,520	----	MCINTOSH	0	0	2.48	\$0
----	DEKALB	0	0	2.48	\$0	26	MERIWETHER	2500	45	2.48	\$279,000
41	DODGE	1700	35	2.48	\$147,560	24	MILLER	3050	40	2.48	\$302,560
18	DOOLY	3161	50	2.48	\$391,976	44	MITCHELL	1313	40	2.48	\$130,250
51	DOUGHERTY	912	45	2.48	\$101,779	32	MONROE	2000	40	2.48	\$198,400
----	DOUGLAS	0	0	2.48	\$0	55	MONTGOMERY	1000	36	2.48	\$89,280
14	EARLY	6246	35	2.48	\$542,170	45	MORGAN	1250	40	2.48	\$124,000
----	ECHOLS	0	0	2.48	\$0	69	MURRAY	637	48	2.48	\$75,828
99	EFFINGHAM	286	30	2.48	\$21,278	----	MUSCOGEE	0	0	2.48	\$0
38	ELBERT	1600	43	2.48	\$170,624	55	NEWTON	900	40	2.48	\$89,280
65	EMANUEL	843	39	2.48	\$81,487	75	OCONEE	650	40	2.48	\$64,480
106	EVANS	172	35	2.48	\$14,930	89	OGLETHORPE	400	43	2.48	\$42,656
117	FANNIN	75	40	2.48	\$7,440	----	PAULDING	0	0	2.48	\$0

Wheat Farmgate Value, 1999

Rank	County	Acres	Yield	Price	Value
15	PEACH	3800	55	2.48	\$518,320
----	PICKENS	0	0	2.48	\$0
111	PIERCE	150	35	2.48	\$13,020
34	PIKE	1800	43	2.48	\$191,952
64	POLK	825	40	2.48	\$81,840
22	PULASKI	3619	40	2.48	\$359,005
81	PUTNAM	600	40	2.48	\$59,520
123	QUITMAN	37	40	2.48	\$3,670
----	RABUN	0	0	2.48	\$0
5	RANDOLPH	9586	45	2.48	\$1,069,798
52	RICHMOND	900	45	2.48	\$100,440
116	ROCKDALE	75	43	2.48	\$7,998
62	SCHLEY	850	40	2.48	\$84,320
61	SCREVEN	981	35	2.48	\$85,151
17	SEMINOLE	3062	52	2.48	\$394,876
----	SPALDING	0	0	2.48	\$0
----	STEPHENS	0	0	2.48	\$0
50	STEWART	987	43	2.48	\$105,286
2	SUMTER	12669	40	2.48	\$1,256,765
118	TALBOT	85	35	2.48	\$7,378
55	TATTNALL	900	40	2.48	\$89,280
72	TAYLOR	650	43	2.48	\$69,316
60	TELFAIR	1000	35	2.48	\$86,800
6	TERRELL	9122	45	2.48	\$1,018,015
48	THOMAS	1015	46	2.48	\$115,791
79	TIFT	540	45	2.48	\$60,264
121	TOOMBS	85	28	2.48	\$5,902
----	TOWNS	0	0	2.48	\$0
100	TREUTLEN	212	40	2.48	\$21,060
102	TROUP	200	35	2.48	\$17,360
67	TURNER	723	45	2.48	\$80,687
42	TWIGGS	1200	45	2.48	\$133,920
----	UNION	0	0	2.48	\$0
73	UPSON	724	38	2.48	\$68,230
46	WALKER	1200	40	2.48	\$119,040
47	WALTON	1170	40	2.48	\$116,064
35	WARE	2000	38	2.48	\$188,480
98	WARREN	250	35	2.48	\$21,700
8	WASHINGTON	7000	45	2.48	\$781,200
92	WAYNE	460	35	2.48	\$39,928
32	WEBSTER	2000	40	2.48	\$198,400
70	WHEELER	736	41	2.48	\$74,836
97	WHITE	300	30	2.48	\$22,320
109	WHITFIELD	150	35	2.48	\$13,020
80	WILCOX	607	40	2.48	\$60,214
19	WILKES	3600	43	2.48	\$383,904
89	WILKINSON	430	40	2.48	\$42,656
27	WORTH	2108	43	2.48	\$224,797
Wheat Totals		229,454			\$24,350,528

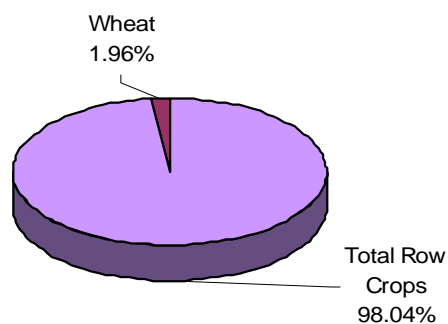
1998 GA Wheat Total	\$34,502,556
1997 GA Wheat Total	\$49,528,805
1996 GA Wheat Total	\$76,481,062

Top Ten Counties, Wheat Value						
Rank	County	Acres	Yield	Price	Value	
1	JEFFERSON	15105	40	2.48	\$1,498,416	
2	SUMTER	12669	40	2.48	\$1,256,765	
3	BURKE	12000	40	2.48	\$1,190,400	
4	CALHOUN	8504	53	2.48	\$1,117,766	
5	RANDOLPH	9586	45	2.48	\$1,069,798	
6	TERRELL	9122	45	2.48	\$1,018,015	
7	MACON	7500	45	2.48	\$837,000	
8	WASHINGTON	7000	45	2.48	\$781,200	
9	BULLOCH	6500	48	2.48	\$773,760	
10	HOUSTON	6092	50	2.48	\$755,371	

Top Ten Counties as % of Wheat



Wheat % of Row Crop Value

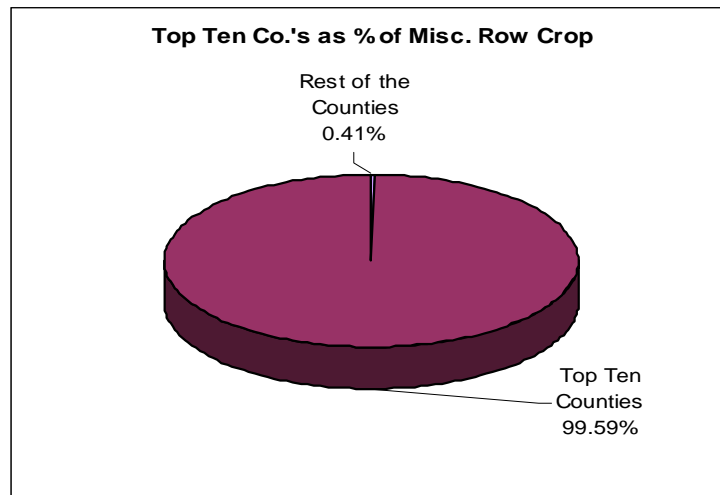


Misc. Row Crop Farmgate Value, 1999

Rank	County	Value	Rank	County	Value	Rank	County	Value
---	APPLING	\$0	---	FAYETTE	\$0	---	PEACH	\$0
---	ATKINSON	\$0	---	FLOYD	\$0	---	PICKENS	\$0
11	BACON	\$7,500	---	FORSYTH	\$0	---	PIERCE	\$0
---	BAKER	\$0	---	FRANKLIN	\$0	3	PIKE	\$319,140
---	BALDWIN	\$0	---	FULTON	\$0	---	POLK	\$0
---	BANKS	\$0	---	GILMER	\$0	---	PULASKI	\$0
---	BARROW	\$0	---	GLASCOCK	\$0	---	PUTNAM	\$0
---	BARTOW	\$0	---	GLYNN	\$0	---	QUITMAN	\$0
---	BEN HILL	\$0	---	GORDON	\$0	---	RABUN	\$0
---	BERRIEN	\$0	---	GRADY	\$0	---	RANDOLPH	\$0
---	BIBB	\$0	6	GREENE	\$75,000	---	RICHMOND	\$0
---	BLECKLEY	\$0	---	GWINNETT	\$0	---	ROCKDALE	\$0
---	BRANTLEY	\$0	---	HABERSHAM	\$0	---	SCHLEY	\$0
---	BROOKS	\$0	---	HALL	\$0	---	SCREVEN	\$0
---	BRYAN	\$0	---	HANCOCK	\$0	---	SEMINOLE	\$0
---	BULLOCH	\$0	---	HARALSON	\$0	2	SPALDING	\$682,888
---	BURKE	\$0	---	HARRIS	\$0	---	STEPHENS	\$0
---	BUTTS	\$0	---	HART	\$0	---	STEWART	\$0
---	CALHOUN	\$0	---	HEARD	\$0	---	SUMTER	\$0
---	CAMDEN	\$0	---	HENRY	\$0	---	TALBOT	\$0
---	CANDLER	\$0	---	HOUSTON	\$0	---	TATTNALL	\$0
---	CARROLL	\$0	---	IRWIN	\$0	10	TAYLOR	\$9,984
---	CATOOSA	\$0	---	JACKSON	\$0	---	TELFAIR	\$0
---	CHARLTON	\$0	---	JASPER	\$0	---	TERRELL	\$0
---	CHATHAM	\$0	---	JEFF DAVIS	\$0	---	THOMAS	\$0
---	CHATTAHOOCHEE	\$0	---	JEFFERSON	\$0	12	TIFT	\$1,731
---	CHATTOOGA	\$0	4	JENKINS	\$210,000	---	TOOMBS	\$0
---	CHEROKEE	\$0	---	JOHNSON	\$0	---	TOWNS	\$0
---	CLARKE	\$0	---	JONES	\$0	---	TREUTLEN	\$0
14	CLAY	\$1,002	---	LAMAR	\$0	---	TROUP	\$0
---	CLAYTON	\$0	---	LANIER	\$0	---	TURNER	\$0
---	CLINCH	\$0	9	LAURENS	\$11,775	---	TWIGGS	\$0
---	COBB	\$0	8	LEE	\$16,394	---	UNION	\$0
---	COFFEE	\$0	---	LIBERTY	\$0	5	UPSON	\$172,350
---	COLQUITT	\$0	---	LINCOLN	\$0	---	WALKER	\$0
---	COLUMBIA	\$0	---	LONG	\$0	---	WALTON	\$0
---	COOK	\$0	---	LOWNDES	\$0	---	WARE	\$0
---	COWETA	\$0	---	LUMPKIN	\$0	---	WARREN	\$0
---	CRAWFORD	\$0	---	MACON	\$0	---	WASHINGTON	\$0
---	CRISP	\$0	---	MADISON	\$0	---	WAYNE	\$0
---	DADE	\$0	---	MARION	\$0	---	WEBSTER	\$0
---	DAWSON	\$0	---	MCDUFFIE	\$0	---	WHEELER	\$0
---	DECATUR	\$0	---	MCINTOSH	\$0	---	WHITE	\$0
---	DEKALB	\$0	---	MERIWETHER	\$0	---	WHITFIELD	\$0
---	DODGE	\$0	---	MILLER	\$0	1	WILCOX	\$1,200,000
---	DOOLY	\$0	---	MITCHELL	\$0	---	WILKES	\$0
---	DOUGHERTY	\$0	---	MONROE	\$0	13	WILKINSON	\$1,160
---	DOUGLAS	\$0	---	MONTGOMERY	\$0	---	WORTH	\$0
---	EARLY	\$0	---	MORGAN	\$0			
---	ECHOLS	\$0	---	MURRAY	\$0			
---	EFFINGHAM	\$0	---	MUSCOGEE	\$0			
---	ELBERT	\$0	7	NEWTON	\$75,000			
---	EMANUEL	\$0	---	OCONEE	\$0			
---	EVANS	\$0	---	OGLETHORPE	\$0			
---	FANNIN	\$0	---	PAULDING	\$0			
							Misc. Row Crop Total	\$2,784,003

Misc. Row Crop Farmgate Value, 1999

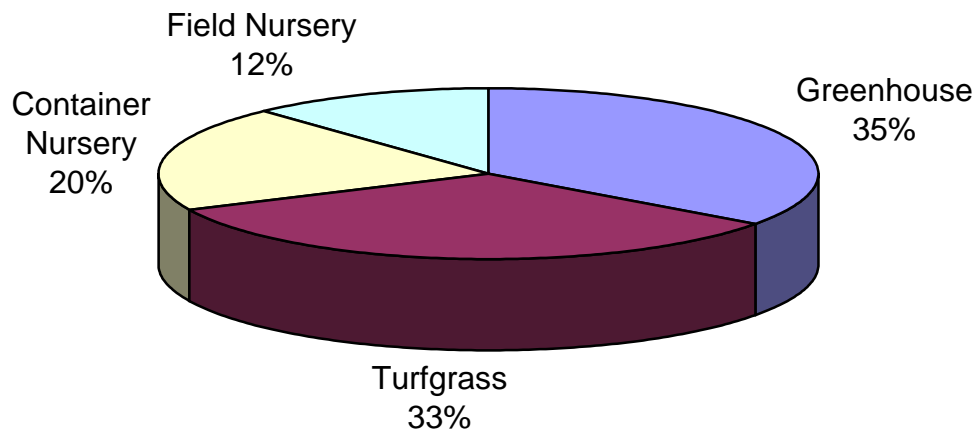
Top Ten Counties, Misc. Row Crop Value		
Rank	County	Value
1	WILCOX	\$1,200,000
2	SPALDING	\$682,888
3	PIKE	\$319,140
4	JENKINS	\$210,000
5	UPSON	\$172,350
6	GREENE	\$75,000
7	NEWTON	\$75,000
8	LEE	\$16,394
9	LAURENS	\$11,775
10	TAYLOR	\$9,984



1999 Georgia Farmgate Value

Ornamental Horticulture

1999 Ornamental Horticulture Farmgate



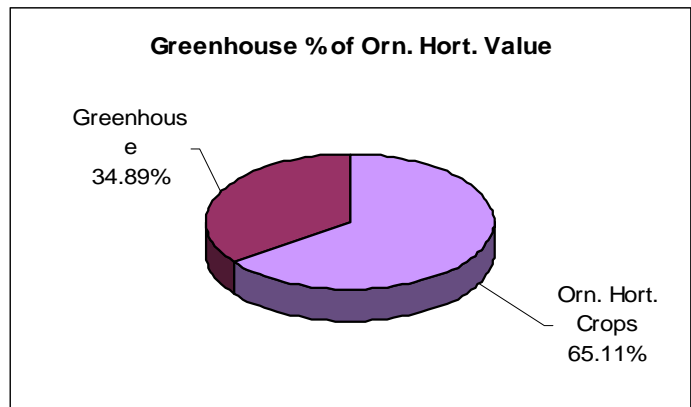
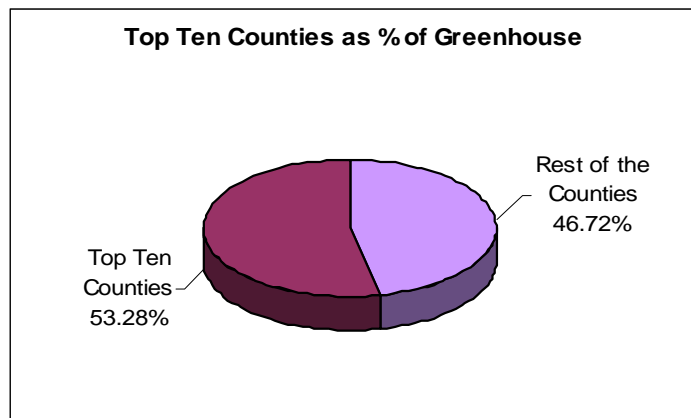
Greenhouse Farmgate Value, 1999

Rank	County	Sq. Ft.	Price	Value	Rank	County	Sq. Ft.	Price	Value
51	APPLING	75000	7.70	\$577,500	30	FAYETTE	131075	9.00	\$1,179,675
102	ATKINSON	14000	7.70	\$107,800	61	FLOYD	75000	7.70	\$577,500
88	BACON	21000	7.70	\$161,700	12	FORSYTH	300000	7.70	\$2,310,000
74	BAKER	35000	7.70	\$269,500	88	FRANKLIN	21000	7.70	\$161,700
121	BALDWIN	5200	7.70	\$40,040	1	FULTON	2450000	7.70	\$18,865,000
25	BANKS	185000	7.70	\$1,424,500	91	GILMER	20000	7.70	\$154,000
105	BARROW	12000	7.70	\$92,400	---	GLASCOCK	0	7.70	\$0
118	BARTOW	7500	7.70	\$57,750	44	GLYNN	90000	7.70	\$693,000
46	BEN HILL	85000	7.70	\$654,500	62	GORDON	52000	7.70	\$400,400
28	BERRIEN	155500	7.70	\$1,197,350	5	GRADY	2131160	3.00	\$6,393,480
69	BIBB	45000	7.70	\$346,500	10	GREENE	370000	7.70	\$2,849,000
---	BLECKLEY	0	7.70	\$0	2	GWINNETT	500000	30.80	\$15,400,000
82	BRANTLEY	29220	7.70	\$224,994	58	HABERSHAM	60000	7.70	\$462,000
69	BROOKS	45000	7.70	\$346,500	54	HALL	32500	15.40	\$500,500
127	BRYAN	3000	7.70	\$23,100	---	HANCOCK	0	7.70	\$0
23	BULLOCH	190000	7.70	\$1,463,000	91	HARALSON	20000	7.70	\$154,000
77	BURKE	30000	7.70	\$231,000	68	HARRIS	46000	7.70	\$354,200
91	BUTTS	20000	7.70	\$154,000	24	HART	189000	7.70	\$1,455,300
49	CALHOUN	78000	7.70	\$600,600	125	HEARD	4500	7.70	\$34,650
127	CAMDEN	3000	7.70	\$23,100	26	HENRY	175000	7.70	\$1,347,500
37	CANDLER	125000	7.70	\$962,500	91	HOUSTON	20000	7.70	\$154,000
72	CARROLL	40000	7.70	\$308,000	75	IRWIN	34000	7.70	\$261,800
41	CATOOSA	100000	7.70	\$770,000	56	JACKSON	25000	19.25	\$481,250
103	CHARLTON	13914	7.70	\$107,138	63	JASPER	50000	7.70	\$385,000
18	CHATHAM	224252	7.70	\$1,726,740	58	JEFF DAVIS	60000	7.70	\$462,000
---	CHATTAHOOCHEE	0	7.70	\$0	45	JEFFERSON	85400	7.70	\$657,580
---	CHATTOGA	0	7.70	\$0	104	JENKINS	12500	7.70	\$96,250
8	CHEROKEE	558500	7.70	\$4,300,450	---	JOHNSON	0	7.70	\$0
31	CLARKE	150000	7.70	\$1,155,000	123	JONES	4800	7.70	\$36,960
---	CLAY	0	7.70	\$0	77	LAMAR	30000	7.70	\$231,000
122	CLAYTON	5000	7.70	\$38,500	69	LANIER	45000	7.70	\$346,500
37	CLINCH	125000	7.70	\$962,500	35	LAURENS	134800	7.70	\$1,037,960
27	COBB	167000	7.70	\$1,285,900	63	LEE	50000	7.70	\$385,000
6	COFFEE	762300	7.70	\$5,869,710	132	LIBERTY	200	7.70	\$1,540
3	COLQUITT	1124668	7.70	\$8,659,944	---	LINCOLN	0	7.70	\$0
31	COLUMBIA	150000	7.70	\$1,155,000	---	LONG	0	7.70	\$0
33	COOK	144000	7.70	\$1,108,800	---	LOWNDES	0	7.70	\$0
12	COWETA	300000	7.70	\$2,310,000	14	LUMPKIN	298950	7.70	\$2,301,915
41	CRAWFORD	100000	7.70	\$770,000	118	MACON	7500	7.70	\$57,750
88	CRISP	21000	7.70	\$161,700	53	MADISON	68000	7.70	\$523,600
83	DADE	27500	7.70	\$211,750	---	MARION	0	7.70	\$0
77	DAWSON	30000	7.70	\$231,000	105	MCDUFFIE	12000	7.70	\$92,400
127	DECATUR	3000	7.70	\$23,100	---	MCINTOSH	0	7.70	\$0
21	DEKALB	210000	7.70	\$1,617,000	48	MERIWETHER	80000	7.70	\$616,000
110	DODGE	10000	7.70	\$77,000	---	MILLER	0	7.70	\$0
63	DOOLY	50000	7.70	\$385,000	84	MITCHELL	25000	7.70	\$192,500
---	DOUGHERTY	0	7.70	\$0	76	MONROE	31000	7.70	\$238,700
22	DOUGLAS	200000	7.70	\$1,540,000	61	MONTGOMERY	55000	7.70	\$423,500
131	EARLY	1800	7.70	\$13,860	91	MORGAN	20000	7.70	\$154,000
---	ECHOLS	0	7.70	\$0	110	MURRAY	10000	7.70	\$77,000
46	EFFINGHAM	85000	7.70	\$654,500	---	MUSCOGEE	0	7.70	\$0
36	ELBERT	125376	7.70	\$965,395	73	NEWTON	36000	7.70	\$277,200
67	EMANUEL	48802	7.70	\$375,775	17	OCONEE	230000	7.70	\$1,771,000
19	EVANS	222000	7.70	\$1,709,400	34	OGLETHORPE	140000	7.70	\$1,078,000
77	FANNIN	30000	7.70	\$231,000	9	PAULDING	400000	7.70	\$3,080,000

Greenhouse Farmgate Value, 1999

Rank	County	Sq. Ft.	Price	Value
77	PEACH	30000	7.70	\$231,000
110	PICKENS	10000	7.70	\$77,000
----	PIERCE	0	7.70	\$0
15	PIKE	250000	7.70	\$1,925,000
98	POLK	16360	7.70	\$125,972
----	PULASKI	0	7.70	\$0
----	PUTNAM	0	7.70	\$0
----	QUITMAN	0	7.70	\$0
60	RABUN	59000	7.70	\$454,300
101	RANDOLPH	15000	7.70	\$115,500
20	RICHMOND	211000	7.70	\$1,624,700
39	ROCKDALE	120000	7.70	\$924,000
116	SCHLEY	8000	7.70	\$61,600
120	SCREVEN	7000	7.70	\$53,900
105	SEMINOLE	12000	7.70	\$92,400
63	SPALDING	100000	3.85	\$385,000
91	STEPHENS	20000	7.70	\$154,000
123	STEWART	4800	7.70	\$36,960
29	SUMTER	155400	7.70	\$1,196,580
130	TALBOT	2160	7.70	\$16,632
84	TATTNALL	25000	7.70	\$192,500
97	TAYLOR	16750	7.70	\$128,975
115	TELFAIR	9000	7.70	\$69,300
----	TERRELL	0	7.70	\$0
87	THOMAS	23900	7.70	\$184,030
4	TIFT	890000	7.70	\$6,853,000
99	TOOMBS	16000	7.70	\$123,200
126	TOWNS	4000	7.70	\$30,800
----	TREUTLEN	0	7.70	\$0
57	TROUP	61600	7.70	\$474,320
----	TURNER	0	7.70	\$0
----	TWIGGS	0	7.70	\$0
11	UNION	360000	7.70	\$2,772,000
110	UPSON	10000	7.70	\$77,000
41	WALKER	100000	7.70	\$770,000
15	WALTON	250000	7.70	\$1,925,000
7	WARE	663000	7.70	\$5,105,100
114	WARREN	9600	7.70	\$73,920
105	WASHINGTON	12000	7.70	\$92,400
105	WAYNE	12000	7.70	\$92,400
84	WEBSTER	25000	7.70	\$192,500
100	WHEELER	15250	7.70	\$117,425
54	WHITE	65000	7.70	\$500,500
40	WHITFIELD	119000	7.70	\$916,300
116	WILCOX	8000	7.70	\$61,600
50	WILKES	77625	7.70	\$597,713
----	WILKINSON	0	7.70	\$0
----	WORTH	0	7.70	\$0
Greenhouse Totals		18,618,362		\$145,219,333

Top Ten Counties, Greenhouse Value				
Rank	County	Sq. Ft.	Price	Value
1	FULTON	2450000	7.70	\$18,865,000
2	GWINNETT	500000	30.80	\$15,400,000
3	COLQUITT	1124668	7.70	\$8,659,944
4	TIFT	890000	7.70	\$6,853,000
5	GRADY	2131160	3.00	\$6,393,480
6	COFFEE	762300	7.70	\$5,869,710
7	WARE	663000	7.70	\$5,105,100
8	CHEROKEE	558500	7.70	\$4,300,450
9	PAULDING	400000	7.70	\$3,080,000
10	GREENE	370000	7.70	\$2,849,000



1998 GA Greenhouse Total	\$159,237,145
1997 GA Greenhouse Total	\$143,563,048
1996 GA Greenhouse Total	\$131,284,076

Nursery (Container) Farmgate Value, 1999

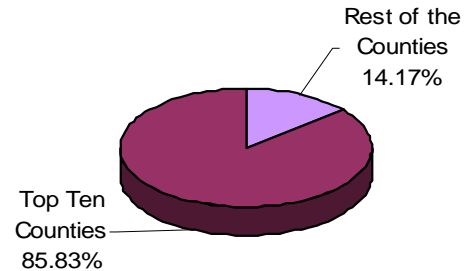
Rank	County	Acres	Price	Value	Rank	County	Acres	Price	Value
70	APPLING	4	9000	\$36,000	33	FAYETTE	20	9000	\$180,000
93	ATKINSON	1	9000	\$9,000	----	FLOYD	0	9000	\$0
43	BACON	12	9000	\$108,000	25	FORSYTH	35	9000	\$315,000
55	BAKER	7	9000	\$63,000	74	FRANKLIN	3	9000	\$27,000
63	BALDWIN	5	9000	\$45,000	----	FULTON	0	9000	\$0
22	BANKS	38	9000	\$342,000	27	GILMER	25	9000	\$225,000
101	BARROW	1	9000	\$4,500	----	GLASCOCK	0	9000	\$0
----	BARTOW	0	9000	\$0	33	GLYNN	20	9000	\$180,000
49	BEN HILL	10	9000	\$90,000	----	GORDON	0	9000	\$0
3	BERRIEN	460	9000	\$4,140,000	1	GRADY	552	53104	\$29,313,408
74	BIBB	3	9000	\$27,000	49	GREENE	10	9000	\$90,000
----	BLECKLEY	0	9000	\$0	5	GWINNETT	65	36000	\$2,340,000
92	BRANTLEY	2	9000	\$13,500	----	HABERSHAM	0	9000	\$0
61	BROOKS	6	9000	\$54,000	80	HALL	2	9000	\$18,000
80	BRYAN	2	9000	\$18,000	----	HANCOCK	0	9000	\$0
4	BULLOCH	68	42000	\$2,856,000	----	HARALSON	0	9000	\$0
43	BURKE	12	9000	\$108,000	22	HARRIS	38	9000	\$342,000
----	BUTTS	0	9000	\$0	18	HART	42	9000	\$378,000
----	CALHOUN	0	9000	\$0	----	HEARD	0	9000	\$0
27	CAMDEN	25	9000	\$225,000	49	HENRY	10	9000	\$90,000
----	CANDLER	0	9000	\$0	93	HOUSTON	1	9000	\$9,000
49	CARROLL	10	9000	\$90,000	----	IRWIN	0	9000	\$0
43	CATOOSA	12	9000	\$108,000	69	JACKSON	5	9000	\$40,500
63	CHARLTON	5	9000	\$45,000	14	JASPER	50	9000	\$450,000
16	CHATHAM	45	9000	\$405,000	55	JEFF DAVIS	7	9000	\$63,000
----	CHATTAHOOCHEE	0	9000	\$0	14	JEFFERSON	50	9000	\$450,000
----	CHATTOOGA	0	9000	\$0	93	JENKINS	1	9000	\$9,000
11	CHEROKEE	70	9000	\$630,000	80	JOHNSON	2	9000	\$18,000
6	CLARKE	200	9000	\$1,800,000	63	JONES	5	9000	\$45,000
105	CLAY	0	9000	\$2,250	10	LAMAR	75	9000	\$675,000
37	CLAYTON	15	9000	\$135,000	----	LANIER	0	9000	\$0
43	CLINCH	12	9000	\$108,000	93	LAURENS	1	9000	\$9,000
----	COBB	0	9000	\$0	12	LEE	56	9000	\$500,400
72	COFFEE	4	9000	\$31,500	93	LIBERTY	1	9000	\$9,000
36	COLQUITT	15	9000	\$135,900	----	LINCOLN	0	9000	\$0
31	COLUMBIA	23	9000	\$207,000	----	LONG	0	9000	\$0
48	COOK	10	9000	\$90,000	----	LOWNDES	0	9000	\$0
63	COWETA	5	9000	\$45,000	35	LUMPKIN	17	9000	\$153,000
41	CRAWFORD	13	9000	\$117,000	55	MACON	7	9000	\$63,000
72	CRISP	4	9000	\$31,500	43	MADISON	12	9000	\$108,000
80	DADE	2	9000	\$18,000	----	MARION	0	9000	\$0
----	DAWSON	0	9000	\$0	2	MCDUFFIE	520	51000	\$26,520,000
93	DECATUR	1	9000	\$9,000	101	MCINTOSH	1	9000	\$4,500
----	DEKALB	0	9000	\$0	49	MERIWETHER	10	9000	\$90,000
37	DODGE	15	9000	\$135,000	----	MILLER	0	9000	\$0
----	DOOLY	0	9000	\$0	93	MITCHELL	1	9000	\$9,000
----	DOUGHERTY	0	9000	\$0	63	MONROE	5	9000	\$45,000
16	DOUGLAS	45	9000	\$405,000	70	MONTGOMERY	4	9000	\$36,000
----	EARLY	0	9000	\$0	----	MORGAN	0	9000	\$0
----	ECHOLS	0	9000	\$0	----	MURRAY	0	9000	\$0
80	EFFINGHAM	2	9000	\$18,000	----	MUSCOGEE	0	9000	\$0
80	ELBERT	2	9000	\$18,000	80	NEWTON	2	9000	\$18,000
----	EMANUEL	0	9000	\$0	22	OCONEE	38	9000	\$342,000
74	EVANS	3	9000	\$27,000	8	OGLETHORPE	90	9000	\$810,000
61	FANNIN	6	9000	\$54,000	27	PAULDING	25	9000	\$225,000

Nursery (Container) Farmgate Value, 1999

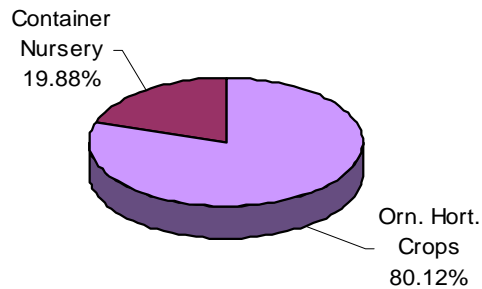
Rank	County	Acres	Price	Value
19	PEACH	40	9000	\$360,000
80	PICKENS	2	9000	\$18,000
----	PIERCE	0	9000	\$0
6	PIKE	200	9000	\$1,800,000
74	POLK	3	9000	\$27,000
----	PULASKI	0	9000	\$0
80	PUTNAM	2	9000	\$18,000
----	QUITMAN	0	9000	\$0
19	RABUN	40	9000	\$360,000
37	RANDOLPH	15	9000	\$135,000
19	RICHMOND	40	9000	\$360,000
25	ROCKDALE	35	9000	\$315,000
----	SCHLEY	0	9000	\$0
49	SCREVEN	10	9000	\$90,000
----	SEMINOLE	0	9000	\$0
74	SPALDING	3	9000	\$27,000
80	STEPHENS	2	9000	\$18,000
----	STEWART	0	9000	\$0
----	SUMTER	0	9000	\$0
----	TALBOT	0	9000	\$0
55	TATTNALL	7	9000	\$63,000
74	TAYLOR	3	9000	\$27,000
----	TELFAIR	0	9000	\$0
----	TERRELL	0	9000	\$0
13	THOMAS	52	9000	\$468,000
41	TIFT	13	9000	\$117,000
55	TOOMBS	7	9000	\$63,000
----	TOWNS	0	9000	\$0
101	TREUTLEN	1	9000	\$4,500
----	TROUP	0	9000	\$0
80	TURNER	2	9000	\$18,000
----	TWIGGS	0	9000	\$0
63	UNION	5	9000	\$45,000
----	UPSON	0	9000	\$0
----	WALKER	0	9000	\$0
93	WALTON	1	9000	\$9,000
101	WARE	1	9000	\$4,500
----	WARREN	0	9000	\$0
9	WASHINGTON	83	9000	\$747,000
55	WAYNE	7	9000	\$63,000
----	WEBSTER	0	9000	\$0
30	WHEELER	24	9000	\$216,000
----	WHITE	0	9000	\$0
40	WHITFIELD	14	9000	\$126,000
----	WILCOX	0	9000	\$0
32	WILKES	22	9000	\$198,000
----	WILKINSON	0	9000	\$0
80	WORTH	2	9000	\$18,000
C. Nursery Totals		3,615		\$82,718,958

Top Ten Counties, Container Nursery Value				
Rank	County	Acres	Price	Value
1	GRADY	552	53104	\$29,313,408
2	MCDUFFIE	520	51000	\$26,520,000
3	BERRIEN	460	9000	\$4,140,000
4	BULLOCH	68	42000	\$2,856,000
5	GWINNETT	65	36000	\$2,340,000
6	PIKE	200	9000	\$1,800,000
7	CLARKE	200	9000	\$1,800,000
8	OGLETHORPE	90	9000	\$810,000
9	WASHINGTON	83	9000	\$747,000
10	LAMAR	75	9000	\$675,000

Top Ten Counties as % of Cont. Nursery



Cont. Nursery as % of Orn. Hort. Crops



1998 GA Container Nursery Total	\$145,707,623
1997 GA Total All Nursery	\$209,340,260
1996 GA Total All Nursery	\$201,702,540

Nursery (Field Prod.) Farmgate Value, 1999

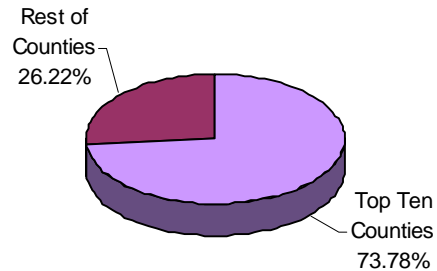
Rank	County	Acres	Price	Value	Rank	County	Acres	Price	Value
----	APPLING	0	9900	\$0	22	FAYETTE	30	9900	\$297,000
23	ATKINSON	30	9900	\$297,000	----	FLOYD	0	9900	\$0
35	BACON	20	9900	\$198,000	31	FORSYTH	20	9900	\$198,000
----	BAKER	0	9900	\$0	----	FRANKLIN	0	9900	\$0
40	BALDWIN	12	9900	\$118,800	11	FULTON	120	9900	\$1,188,000
64	BANKS	2	9900	\$19,800	32	GILMER	20	9900	\$198,000
----	BARROW	0	9900	\$0	----	GLASCOCK	0	9900	\$0
17	BARTOW	60	9900	\$594,000	36	GLYNN	20	9900	\$198,000
69	BEN HILL	1	9900	\$9,900	57	GORDON	3	9900	\$29,700
----	BERRIEN	0	9900	\$0	8	GRADY	150	9900	\$1,485,000
----	BIBB	0	9900	\$0	----	GREENE	0	9900	\$0
----	BLECKLEY	0	9900	\$0	67	GWINNETT	2	9900	\$19,800
----	BRANTLEY	0	9900	\$0	----	HABERSHAM	0	9900	\$0
73	BROOKS	1	9900	\$9,900	48	HALL	6	9900	\$59,400
----	BRYAN	0	9900	\$0	----	HANCOCK	0	9900	\$0
27	BULLOCH	24	9900	\$237,600	----	HARALSON	0	9900	\$0
----	BURKE	0	9900	\$0	37	HARRIS	18	9900	\$178,200
----	BUTTS	0	9900	\$0	4	HART	412	9900	\$4,078,800
----	CALHOUN	0	9900	\$0	----	HEARD	0	9900	\$0
----	CAMDEN	0	9900	\$0	----	HENRY	0	9900	\$0
----	CANDLER	0	9900	\$0	68	HOUSTON	1	9900	\$9,900
65	CARROLL	2	9900	\$19,800	----	IRWIN	0	9900	\$0
47	CATOOSA	8	9900	\$79,200	----	JACKSON	0	9900	\$0
24	CHARLTON	30	9900	\$297,000	5	JASPER	400	9900	\$3,960,000
25	CHATHAM	25	9900	\$247,500	53	JEFF DAVIS	5	9900	\$49,500
----	CHATTAHOOCHEE	0	9900	\$0	16	JEFFERSON	75	9900	\$742,500
----	CHATTOOGA	0	9900	\$0	----	JENKINS	0	9900	\$0
----	CHEROKEE	0	9900	\$0	----	JOHNSON	0	9900	\$0
43	CLARKE	10	9900	\$99,000	----	JONES	0	9900	\$0
----	CLAY	0	9900	\$0	6	LAMAR	400	9900	\$3,960,000
20	CLAYTON	40	9900	\$396,000	----	LANIER	0	9900	\$0
66	CLINCH	2	9900	\$19,800	----	LAURENS	0	9900	\$0
71	COBB	1	9900	\$9,900	----	LEE	0	9900	\$0
74	COFFEE	1	9900	\$4,950	----	LIBERTY	0	9900	\$0
28	COLQUITT	23	9900	\$222,750	----	LINCOLN	0	9900	\$0
41	COLUMBIA	12	9900	\$118,800	----	LONG	0	9900	\$0
----	COOK	0	9900	\$0	----	LOWNDES	0	9900	\$0
----	COWETA	0	9900	\$0	----	LUMPKIN	0	9900	\$0
10	CRAWFORD	150	9900	\$1,485,000	----	MACON	0	9900	\$0
----	CRISP	0	9900	\$0	39	MADISON	15	9900	\$148,500
52	DADE	5	9900	\$49,500	----	MARION	0	9900	\$0
----	DAWSON	0	9900	\$0	21	MCDUFFIE	10	38000	\$380,000
----	DECATUR	0	9900	\$0	----	MCINTOSH	0	9900	\$0
----	DEKALB	0	9900	\$0	15	MERIWETHER	75	9900	\$742,500
51	DODGE	5	9900	\$49,500	----	MILLER	0	9900	\$0
45	DOOLY	10	9900	\$99,000	70	MITCHELL	1	9900	\$9,900
----	DOUGHERTY	0	9900	\$0	----	MONROE	0	9900	\$0
----	DOUGLAS	0	9900	\$0	54	MONTGOMERY	4	9900	\$39,600
----	EARLY	0	9900	\$0	7	MORGAN	300	9900	\$2,970,000
55	ECHOLS	4	9900	\$39,600	42	MURRAY	10	9900	\$99,000
58	EFFINGHAM	3	9900	\$29,700	----	MUSCOGEE	0	9900	\$0
----	ELBERT	0	9900	\$0	63	NEWTON	2	9900	\$19,800
----	EMANUEL	0	9900	\$0	3	OCONEE	500	9900	\$4,950,000
9	EVANS	150	9900	\$1,485,000	44	OGLETHORPE	10	9900	\$99,000
----	FANNIN	0	9900	\$0	34	PAULDING	20	9900	\$198,000

Nursery (Field Prod.) Farmgate Value, 1999

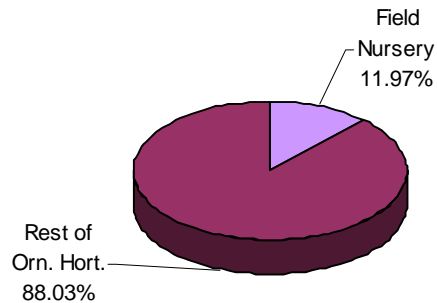
Rank	County	Acres	Price	Value
----	PEACH	0	9900	\$0
38	PICKENS	15	9900	\$148,500
62	PIERCE	2	9900	\$19,800
2	PIKE	500	9900	\$4,950,000
----	POLK	0	9900	\$0
----	PULASKI	0	9900	\$0
72	PUTNAM	1	9900	\$9,900
----	QUITMAN	0	9900	\$0
18	RABUN	60	9900	\$594,000
----	RANDOLPH	0	9900	\$0
33	RICHMOND	20	9900	\$198,000
14	ROCKDALE	75	9900	\$742,500
----	SCHLEY	0	9900	\$0
----	SCREVEN	0	9900	\$0
49	SEMINOLE	6	9900	\$59,400
56	SPALDING	3	9900	\$29,700
----	STEPHENS	0	9900	\$0
----	STEWART	0	9900	\$0
----	SUMTER	0	9900	\$0
59	TALBOT	2	9900	\$19,800
60	TATTNALL	2	9900	\$19,800
29	TAYLOR	21	9900	\$207,900
----	TELFAIR	0	9900	\$0
----	TERRELL	0	9900	\$0
19	THOMAS	41	9900	\$405,900
----	TIFT	0	9900	\$0
12	TOOMBS	100	9900	\$990,000
----	TOWNS	0	9900	\$0
----	TREUTLEN	0	9900	\$0
46	TROUP	10	9900	\$99,000
----	TURNER	0	9900	\$0
----	TWIGGS	0	9900	\$0
26	UNION	25	9900	\$247,500
50	UPSON	5	9900	\$49,500
30	WALKER	20	9900	\$198,000
1	WALTON	750	9900	\$7,425,000
----	WARE	0	9900	\$0
----	WARREN	0	9900	\$0
----	WASHINGTON	0	9900	\$0
----	WAYNE	0	9900	\$0
----	WEBSTER	0	9900	\$0
13	WHEELER	84	9900	\$831,600
----	WHITE	0	9900	\$0
61	WHITFIELD	2	9900	\$19,800
----	WILCOX	0	9900	\$0
----	WILKES	0	9900	\$0
----	WILKINSON	0	9900	\$0
----	WORTH	0	9900	\$0
Field Nursery Totals		5,003		\$49,810,700

Rank	County	Acres	Price	Value
1	WALTON	750	9900	\$7,425,000
2	PIKE	500	9900	\$4,950,000
3	OCONEE	500	9900	\$4,950,000
4	HART	412	9900	\$4,078,800
5	JASPER	400	9900	\$3,960,000
6	LAMAR	400	9900	\$3,960,000
7	MORGAN	300	9900	\$2,970,000
8	GRADY	150	9900	\$1,485,000
9	EVANS	150	9900	\$1,485,000
10	CRAWFORD	150	9900	\$1,485,000

Top Ten Counties as % of Field Nursery



Field Nursery as % of Orn. Hort. Crops



1998 GA Field Nursery Total	\$46,567,750.00
1997 GA All Nursery Total	\$209,240,360.00
1996 GA All Nursery Total	\$201,702,540.00

Turfgrass Farmgate Value, 1999

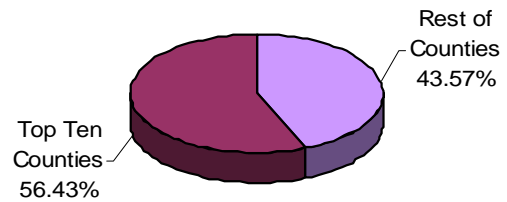
Rank	County	Acres	Price	Value	Rank	County	Acres	Price	Value
----	APPLING	0	3930	\$0	63	FAYETTE	10	3930	\$39,300
----	ATKINSON	0	3930	\$0	8	FLOYD	1400	3930	\$5,502,000
63	BACON	10	3930	\$39,300	----	FORSYTH	0	3930	\$0
----	BAKER	0	3930	\$0	59	FRANKLIN	25	3930	\$98,250
----	BALDWIN	0	3930	\$0	48	FULTON	80	3930	\$314,400
4	BANKS	2040	3930	\$8,017,200	----	GILMER	0	3930	\$0
----	BARROW	0	3930	\$0	----	GLASCOCK	0	3930	\$0
11	BARTOW	1200	3930	\$4,716,000	----	GLYNN	0	3930	\$0
55	BEN HILL	30	3930	\$117,900	31	GORDON	210	3930	\$825,300
20	BERRIEN	696	3930	\$2,735,280	62	GRADY	11	3930	\$43,230
----	BIBB	0	3930	\$0	----	GREENE	0	3930	\$0
----	BLECKLEY	0	3930	\$0	32	GWINNETT	100	7860	\$786,000
68	BRANTLEY	3	3930	\$11,790	32	HABERSHAM	200	3930	\$786,000
----	BROOKS	0	3930	\$0	63	HALL	10	3930	\$39,300
----	BRYAN	0	3930	\$0	----	HANCOCK	0	3930	\$0
9	BULLOCH	1280	3930	\$5,030,400	----	HARALSON	0	3930	\$0
----	BURKE	0	3930	\$0	44	HARRIS	115	3930	\$451,950
46	BUTTS	100	3930	\$393,000	----	HART	0	3930	\$0
----	CALHOUN	0	3930	\$0	43	HEARD	120	3930	\$471,600
----	CAMDEN	0	3930	\$0	----	HENRY	0	3930	\$0
----	CANDLER	0	3930	\$0	32	HOUSTON	200	3930	\$786,000
24	CARROLL	350	3930	\$1,375,500	57	IRWIN	28	3930	\$110,040
----	CATOOSA	0	3930	\$0	23	JACKSON	280	5895	\$1,650,600
----	CHARLTON	0	3930	\$0	50	JASPER	50	3930	\$196,500
----	CHATHAM	0	3930	\$0	15	JEFF DAVIS	800	3930	\$3,144,000
----	CHATTAHOOCHEE	0	3930	\$0	37	JEFFERSON	150	3930	\$589,500
----	CHATTOOGA	0	3930	\$0	----	JENKINS	0	3930	\$0
42	CHEROKEE	122	3930	\$479,460	----	JOHNSON	0	3930	\$0
----	CLARKE	0	3930	\$0	----	JONES	0	3930	\$0
----	CLAY	0	3930	\$0	----	LAMAR	0	3930	\$0
----	CLAYTON	0	3930	\$0	3	LANIER	2145	3930	\$8,429,850
----	CLINCH	0	3930	\$0	27	LAURENS	300	3930	\$1,179,000
----	COBB	0	3930	\$0	37	LEE	150	3930	\$589,500
21	COFFEE	500	3930	\$1,965,000	----	LIBERTY	0	3930	\$0
12	COLQUITT	1105	3930	\$4,342,650	----	LINCOLN	0	3930	\$0
----	COLUMBIA	0	3930	\$0	----	LONG	0	3930	\$0
1	COOK	4000	3930	\$15,720,000	----	LOWNDES	0	3930	\$0
----	COWETA	0	3930	\$0	----	LUMPKIN	0	3930	\$0
18	CRAWFORD	750	3930	\$2,947,500	6	MACON	1500	3930	\$5,895,000
58	CRISP	26	3930	\$102,180	----	MADISON	0	3930	\$0
----	DADE	0	3930	\$0	----	MARION	0	3930	\$0
----	DAWSON	0	3930	\$0	----	MCDUFFIE	0	3930	\$0
17	DECATUR	755	3930	\$2,967,150	----	MCINTOSH	0	3930	\$0
----	DEKALB	0	3930	\$0	50	MERIWETHER	50	3930	\$196,500
----	DODGE	0	3930	\$0	----	MILLER	0	3930	\$0
30	DOOLY	215	3930	\$844,950	14	MITCHELL	900	3930	\$3,537,000
39	DOUGHERTY	140	3930	\$550,200	----	MONROE	0	3930	\$0
7	DOUGLAS	1463	3930	\$5,749,590	----	MONTGOMERY	0	3930	\$0
25	EARLY	300	4300	\$1,290,000	----	MORGAN	0	3930	\$0
----	ECHOLS	0	3930	\$0	41	MURRAY	125	3930	\$491,250
29	EFFINGHAM	225	3930	\$884,250	----	MUSCOGEE	0	3930	\$0
----	ELBERT	0	3930	\$0	63	NEWTON	10	3930	\$39,300
49	EMANUEL	57	3930	\$224,010	55	OCONEE	30	3930	\$117,900
----	EVANS	0	3930	\$0	----	OGLETHORPE	0	3930	\$0
----	FANNIN	0	3930	\$0	----	PAULDING	0	3930	\$0

Turfgrass Farmgate Value, 1999

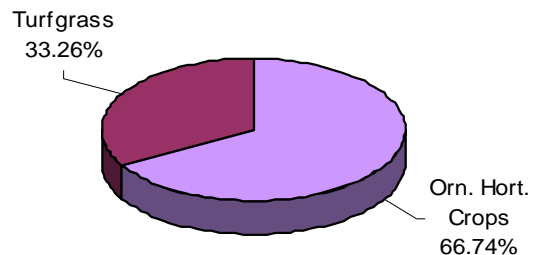
Rank	County	Acres	Price	Value
15	PEACH	800	3930	\$3,144,000
----	PICKENS	0	3930	\$0
----	PIERCE	0	3930	\$0
32	PIKE	200	3930	\$786,000
54	POLK	35	3900	\$136,500
----	PULASKI	0	3930	\$0
----	PUTNAM	0	3930	\$0
----	QUITMAN	0	3930	\$0
----	RABUN	0	3930	\$0
----	RANDOLPH	0	3930	\$0
61	RICHMOND	20	3930	\$78,600
----	ROCKDALE	0	3930	\$0
----	SCHLEY	0	3930	\$0
13	SCREVEN	1100	3930	\$4,323,000
47	SEMINOLE	100	3930	\$393,000
----	SPALDING	0	3930	\$0
----	STEPHENS	0	3930	\$0
----	STEWART	0	3930	\$0
2	SUMTER	1500	7860	\$11,790,000
----	TALBOT	0	3930	\$0
----	TATTNALL	0	3930	\$0
28	TAYLOR	250	3930	\$982,500
----	TELFAIR	0	3930	\$0
36	TERRELL	180	3930	\$707,400
45	THOMAS	55	7860	\$432,300
5	TIFT	1800	3930	\$7,074,000
----	TOOMBS	0	3930	\$0
----	TOWNS	0	3930	\$0
26	TREUTLEN	210	5677	\$1,192,170
40	TROUP	135	3930	\$530,550
10	TURNER	1250	3930	\$4,912,500
----	TWIGGS	0	3930	\$0
----	UNION	0	3930	\$0
----	UPSON	0	3930	\$0
52	WALKER	40	3930	\$157,200
----	WALTON	0	3930	\$0
----	WARE	0	3930	\$0
----	WARREN	0	3930	\$0
19	WASHINGTON	700	3930	\$2,751,000
67	WAYNE	4	3930	\$15,720
----	WEBSTER	0	3930	\$0
----	WHEELER	0	3930	\$0
----	WHITE	0	3930	\$0
59	WHITFIELD	25	3930	\$98,250
52	WILCOX	40	3930	\$157,200
----	WILKES	0	3930	\$0
----	WILKINSON	0	3930	\$0
21	WORTH	500	3930	\$1,965,000
Turfgrass Totals		33,310		\$138,439,470

Top Ten Counties, Turfgrass Value				
Rank	County	Acres	Price	Value
1	COOK	4000	3930	\$15,720,000
2	SUMTER	1500	7860	\$11,790,000
3	LANIER	2145	3930	\$8,429,850
4	BANKS	2040	3930	\$8,017,200
5	TIFT	1800	3930	\$7,074,000
6	MACON	1500	3930	\$5,895,000
7	DOUGLAS	1463	3930	\$5,749,590
8	FLOYD	1400	3930	\$5,502,000
9	BULLOCH	1280	3930	\$5,030,400
10	TURNER	1250	3930	\$4,912,500

Top Ten Counties as % of Turfgrass



Turfgrass as % of Orn. Hort. Crps Val.



1998 GA Turfgrass Total	\$162,876,700.00
1997 GA Turfgrass Total	\$69,161,450.00
1996 GA Turfgrass Total	\$52,745,200.00

1999 Georgia Agricultural Commodity Rank

Rank	Commodity	Farmgate Value	% of GA Total
1	Broilers	\$2,840,730,923	35.841%
2	Forestry	\$737,071,537	9.299%
3	Cotton	\$584,524,694	7.375%
4	Peanuts	\$383,126,435	4.834%
5	Hatching Egg Layers	\$307,953,180	3.885%
6	Beef	\$301,347,007	3.802%
7	Dairy	\$281,459,970	3.551%
8	Table Egg Layers	\$188,584,734	2.379%
9	Greenhouse	\$145,219,333	1.832%
10	Turfgrass	\$138,439,470	1.747%
11	Tobacco	\$115,357,591	1.455%
12	Pork	\$110,430,631	1.393%
13	Pecans	\$103,250,994	1.303%
14	Hay	\$89,440,125	1.128%
15	Vidalia Onions	\$84,333,682	1.064%
16	Corn	\$83,012,523	1.047%
17	Container Nursery	\$82,718,958	1.044%
18	Horses	\$70,837,700	0.894%
19	Hunting Leases	\$63,503,767	0.801%
20	Tomatoes	\$61,322,170	0.774%
21	Field Nursery	\$49,810,700	0.628%
22	Bell Pepper	\$49,545,810	0.625%
23	Watermelons	\$49,527,271	0.625%
24	Cucumbers	\$48,240,900	0.609%
25	Sweet Corn	\$47,711,428	0.602%
26	Snap Beans	\$39,650,648	0.500%
27	Peaches	\$32,148,170	0.406%
28	Yellow Squash	\$27,715,840	0.350%
29	Soybeans	\$25,385,705	0.320%
30	Wheat	\$24,350,528	0.307%
31	Cabbage	\$20,697,206	0.261%
32	Greens	\$17,156,976	0.216%
33	Rye	\$16,587,099	0.209%
34	Zucchini	\$14,759,415	0.186%
35	Carrots	\$12,172,866	0.154%
36	Blueberries	\$12,154,563	0.153%
37	Silage	\$11,731,238	0.148%
38	Apples	\$9,917,230	0.125%
39	Eggplants	\$8,431,620	0.106%
40	Catfish	\$5,756,487	0.073%
41	Goats	\$4,116,244	0.052%
42	Grapes	\$3,899,244	0.049%
43	Sorghum	\$3,527,274	0.045%
44	Sweet Potatoes	\$3,220,399	0.041%
45	Oats	\$2,901,927	0.037%
46	Okra	\$2,653,460	0.033%
47	Strawberries	\$761,097	0.010%
48	Barley	\$115,177	0.001%
	Gov't Payments	\$282,328,761	3.562%
	Misc Income	\$188,401,982	2.377%
	Crop Insurance	\$137,977,480	1.741%

TOTAL

\$7,926,020,169

Yearly Comparison of Farmgate Value by Commodity

<u>1998</u>	<u>1999</u>	<u>1999 Cont.</u>
Beef: \$247,437,486	Beef: \$301,347,007	Turfgrass \$138,439,470
- Beef cows \$188,144,710	- Beef cows \$229,272,541	Vegetables: \$520,333,981
- Beef stockers \$59,292,777	- Beef stockers \$61,221,216	- Snap Beans \$39,650,648
Broilers \$3,273,930,048	- Beef finished outside Co \$10,853,250	- Cabbage \$20,697,206
Catfish \$7,398,114	Broilers: \$2,840,730,923	- Carrots \$12,172,866
Corn \$86,501,613	- Producer* \$2,493,206,901	- Sweet Corn \$47,711,428
Cotton \$511,515,891	- Grower* \$347,524,021	- Cucumbers \$48,240,900
Crop Insurance \$89,510,116	Catfish \$5,756,487	- Eggplants \$8,431,620
Eggs \$193,707,825	Corn \$83,012,523	- Greens \$17,156,976
Forestry \$721,987,500	Cotton \$584,524,694	- Okra \$2,653,460
Goats \$3,965,940	Crop Insurance \$137,977,480	- Bell Peppers \$49,545,810
Greenhouse \$159,032,445	Dairy \$281,459,970	- Sweet Potatoes \$3,220,399
Hogs \$72,498,014	Forestry \$737,071,537	- Yellow Squash \$27,715,840
Horses \$43,037,800	Goats \$4,116,244	- Tomatoes \$61,322,170
Hunting leases \$55,151,193	Greenhouse \$145,219,333	- Zucchini \$14,759,415
Milk \$231,064,817	Hatching Egg Layers* \$307,953,180	- Vidalia Onions \$84,333,682
Misc. Fruits: \$23,431,075	Hay* \$89,440,125	- Watermelon \$49,527,271
- Apples \$8,912,838	Hogs: \$110,430,631	- Other Veg. see Msc.Income
- Blueberries \$9,145,058	- Farrow to Finish* \$75,763,194	Wheat \$24,350,528
- Grapes \$5,373,180	- Feeder Pigs* \$16,380,650	Total \$7,926,020,169
Misc. Poultry \$219,131,968	- Finish Only* \$18,286,787	
Misc. Small Grains: \$24,286,346	Horses: \$70,837,700	
- Barley \$203,669	- Boarding, Breeding and \$34,409,950	
- Oats \$3,357,819	- Raising* \$36,427,750	
- Rye \$16,272,792	Hunting leases: \$63,503,767	
- Sorghum \$4,552,067	- Deer* \$61,119,824	
Nursery: \$192,275,373	- Turkey* \$1,951,193	
- Container Nursery \$145,707,623	- Duck* \$432,750	
- Field Prod. Nursery \$46,567,750	Fruits: \$80,080,068	
Vidalia Onions \$92,825,920	- Apples \$9,917,230	
Other Gov't Pmts. \$139,281,581	- Blueberries \$12,154,563	
Other Misc. Income \$175,227,627	- Fresh \$8,307,013	
Peaches \$20,762,250	- Frozen \$3,847,550	
Peanuts \$428,770,430	- Grapes \$3,899,244	
Pecans \$59,499,629	- Peaches \$32,148,170	
Soybean \$30,205,039	- Strawberries* \$761,097	
Tobacco \$148,915,179	- Other Fruits and Nuts see Msc. Income	
Turfgrass \$162,876,700	Small Grains: \$25,915,402	
Vegetables: \$341,518,321	- Barley \$115,177	
- Snap Beans \$29,304,406	- Oats \$2,901,927	
- Cabbage \$20,345,786	- Rye \$16,587,099	
- Carrots \$2,579,250	Nursery: \$132,529,658	
- Sweet Corn \$54,386,355	- Container Nursery \$82,718,958	
- Cucumbers \$26,583,889	- Field Prod. Nursery \$49,810,700	
- Eggplants \$6,393,904	Other Gov't Pmts. \$282,328,761	
- Greens \$20,303,056	Misc. Income \$192,655,620	
- Okra \$903,943	- Other Livestock \$78,412,505	
- Onions \$242,380	- Other Vegetables \$33,194,289	
- Bell Peppers \$25,322,018	- Other Fruits and Nuts \$9,045,200	
- Other Peppers \$4,335,980	- Other Row Crops \$2,783,924	
- Irish Potatoes \$2,027,834	- Other Misc. Income \$64,966,065	
- Sweet Potatoes \$1,965,360	Peanuts \$383,126,435	
- Yellow Squash \$17,758,227	Pecans \$103,250,994	
- Tomatoes \$79,332,670	Silage* \$11,731,238	
- Zucchini \$10,014,055	Sorghum \$3,527,274	
- Other Veggies. \$39,719,208	Soybean \$25,385,705	
Watermelon \$43,404,038	Table Egg Layers \$188,584,734	
Wheat \$34,567,346	Tobacco \$115,357,591	
Total \$7,833,817,623		

* Commodity or Categories added in 1999

1999 Georgia Summary Tables

1999 Top Ten Counties, Total Farmgate Value

County	Value	Percent of Total	Rank
BANKS	\$264,408,914	3.34%	1
HALL	\$264,086,691	3.33%	2
MITCHELL	\$188,225,685	2.37%	3
TATTNALL	\$179,253,265	2.26%	4
HABERSHAM	\$179,107,817	2.26%	5
COLQUITT	\$174,087,427	2.20%	6
FRANKLIN	\$173,827,860	2.19%	7
DECATUR	\$173,647,130	2.19%	8
MADISON	\$173,604,903	2.19%	9
HART	\$163,819,461	2.07%	10

1999 Top Ten Counties, Grower Level Value

County	Value	Percent of Total	Rank
DECATUR	\$157,544,186	2.90%	1
COLQUITT	\$156,003,493	2.87%	2
MITCHELL	\$143,220,325	2.63%	3
BANKS	\$114,701,906	2.11%	4
BULLOCH	\$100,141,777	1.84%	5
SUMTER	\$98,679,033	1.81%	6
TATTNALL	\$98,088,269	1.80%	7
HALL	\$97,473,208	1.79%	8
COFFEE	\$95,585,930	1.76%	9
MACON	\$94,920,624	1.75%	10

1999 Top Ten Commodities

Commodity	Value	Percent of Total	Rank
BROILERS	\$2,840,730,923	35.84%	1
FORESTRY	\$737,071,537	9.30%	2
COTTON	\$584,524,694	7.37%	3
PEANUTS	\$383,126,435	4.83%	4
HATCHING LAYERS	\$307,953,180	3.89%	5
DAIRY	\$281,459,970	3.55%	7
BEEF	\$301,347,007	3.80%	8
TABLE EGG LAYERS	\$188,584,734	2.38%	9
GREENHOUSE	\$145,219,333	1.83%	10

1999 Georgia Summary Tables

1999 Top Ten Vegetables

Commodity	Value	Percent of Total	Rank
VIDALIA ONIONS	\$84,333,682	16.21%	1
TOMATOES	\$61,322,170	11.79%	2
BELL PEPPER	\$49,545,810	9.52%	3
WATERMELONS	\$49,527,271	9.52%	4
CUCUMBERS	\$48,240,900	9.27%	5
SWEET CORN	\$47,711,428	9.17%	6
SNAP BEANS	\$39,650,648	7.62%	7
YELLOW SQUASH	\$27,715,840	5.33%	8
CABBAGE	\$20,697,206	3.98%	9
GREENS	\$17,156,976	3.30%	10

1999 Farmgate Value by Extension District

District	Value	Percent of Total	Rank
NORTH	\$2,379,665,881	30.02%	1
SOUTH	\$2,045,854,256	25.81%	2
CENTRAL	\$1,197,508,229	15.11%	3
EAST	\$1,196,847,064	15.10%	4
WEST	\$1,106,144,739	13.96%	5

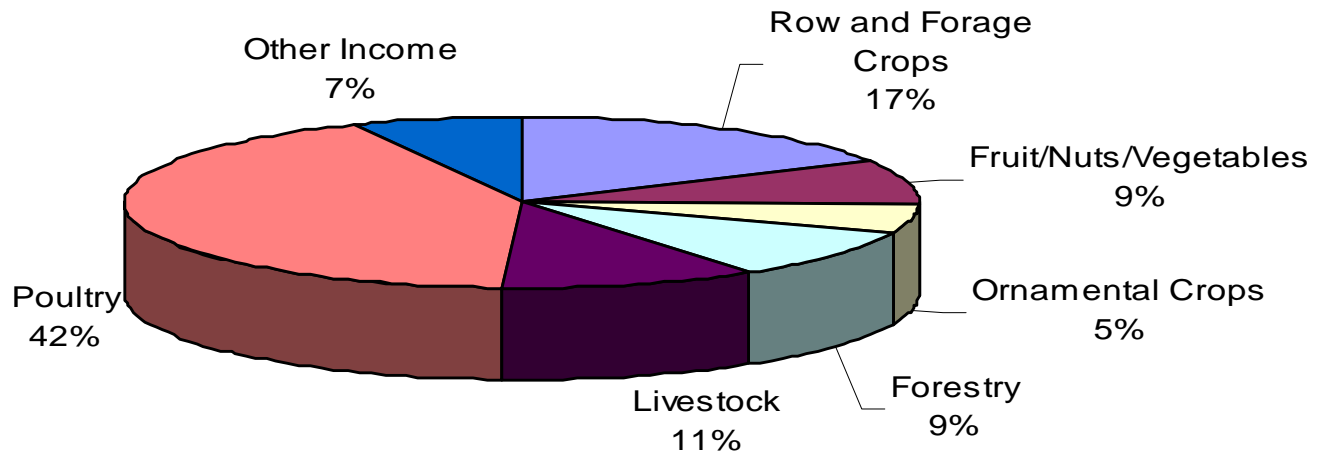
1999 Farmgate Value by Congressional District

District	Value	Percent of Total	Rank
DISTRICT 2	\$2,059,231,632	25.98%	1
DISTRICT 9	\$1,347,742,842	17.00%	2
DISTRICT 8	\$1,302,360,335	16.43%	3
DISTRICT 11	\$1,248,109,981	15.75%	4
DISTRICT 1	\$719,489,417	9.08%	5
DISTRICT 10	\$701,890,257	8.86%	6
DISTRICT 7	\$409,983,315	5.17%	7
DISTRICT 3	\$111,317,988	1.40%	8
DISTRICT 6	\$12,231,793	0.15%	9
DISTRICT 5	\$11,583,893	0.15%	10
DISTRICT 4	\$2,078,716	0.03%	11

1999 Farmgate Value by Major Category

Grouping	Value	Percent of Total	Rank
POULTRY AND EGGS	\$3,337,268,837	42.11%	1
ROW AND FORAGE CROPS	\$1,342,844,240	16.94%	2
LIVESTOCK AND AQUACULTURE	\$852,360,542	10.75%	3
FORESTRY	\$737,071,537	9.30%	4
VEGETABLES, FRUITS, AND NUTS	\$691,510,480	8.72%	5
OTHER INCOME	\$548,776,073	6.92%	6
ORNAMENTAL HORTICULTURE	\$416,188,461	5.25%	7

1999 Georgia Farmgate Value



1999 Top Ten Georgia Commodities

