



The University of Georgia

Center for Agribusiness and Economic Development

College of Agricultural and Environmental Sciences

Georgia Cooperative Extension Districts 2008 Farm Gate Value Summary

**Compiled by Susan R. Boatright and John C. McKissick
from information reported by
Georgia Cooperative Extension County Agents**

**AR 09-03
May, 2009**



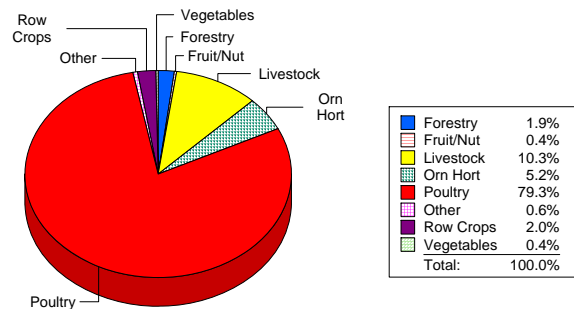
www.caed.uga.edu

NE GA Cooperative Extension District -- 2008 Farm Gate Value by Commodity Group									
	Forestry & Related Products	Fruits and Nuts	Livestock & Aquaculture	Ornamental Horticulture	AgriTourism & Other Income	Poultry & Eggs	Row & Forage Crops	Vegetables	Total
Baldwin	\$1,468,863	\$114,639	\$4,558,762	\$628,740	\$811,000	\$3,996,843	\$2,217,625	\$103,200	\$13,899,673
Banks	\$37,500	\$5,040	\$11,811,889	\$1,160,924	\$413,896	\$254,781,549	\$2,458,421	\$11,510	\$270,680,729
Barrow	\$168,000	\$101,025	\$2,584,521	\$96,550	\$255,049	\$25,532,728	\$1,873,155	\$86,727	\$30,697,755
Buitts	\$1,297,914	\$571,850	\$1,408,840	\$5,023,730	\$2,242,743	\$0	\$525,201	\$0	\$11,070,278
Clarke	\$187,500	\$7,567	\$4,834,719	\$23,127,125	\$285,654	\$3,183,552	\$664,893	\$29,319	\$32,320,328
Columbia	\$2,643,804	\$24,150	\$7,789,488	\$3,745,680	\$684,977	\$0	\$678,000	\$0	\$15,566,099
Dawson	\$249,439	\$0	\$3,730,438	\$289,466	\$951,951	\$57,745,900	\$185,969	\$382,463	\$63,535,625
Elbert	\$1,440,107	\$28,750	\$6,296,271	\$3,562,350	\$1,283,024	\$97,400,090	\$3,015,356	\$81,857	\$113,107,805
Fannin	\$16,286	\$2,994,400	\$4,122,249	\$517,530	\$1,872,117	\$22,240,472	\$309,475	\$206,578	\$32,279,107
Franklin	\$192,950	\$65,790	\$8,692,965	\$688,993	\$425,072	\$363,296,494	\$3,192,605	\$0	\$376,554,869
Gilmer	\$605,077	\$2,395,338	\$5,107,421	\$682,410	\$1,040,804	\$187,115,824	\$1,346,000	\$714,578	\$199,007,451
Glascocock	\$997,319	\$8,640	\$3,291,108	\$0	\$582,271	\$0	\$3,679,294	\$35,762	\$8,594,394
Greene	\$5,984,591	\$8,280	\$20,061,341	\$23,462,175	\$545,338	\$19,984,217	\$4,017,788	\$30,352	\$74,094,081
Habersham	\$955,698	\$1,197,620	\$10,394,133	\$5,045,610	\$4,479,413	\$292,402,605	\$3,113,750	\$547,608	\$318,136,436
Hall	\$57,750	\$1,137,125	\$22,181,531	\$3,287,525	\$1,916,068	\$233,375,684	\$1,991,938	\$1,264,746	\$265,212,366
Hancock	\$7,937,500	\$160,050	\$2,350,420	\$1,154,585	\$425,474	\$0	\$963,588	\$1,253,664	\$14,245,281
Hart	\$525,000	\$278,657	\$15,918,806	\$10,695,672	\$945,032	\$250,546,037	\$4,712,698	\$379,140	\$284,001,041
Jackson	\$869,776	\$0	\$13,702,501	\$2,333,700	\$712,105	\$258,630,171	\$3,606,963	\$0	\$279,855,215
Jasper	\$2,744,073	\$345,532	\$19,558,097	\$3,971,875	\$2,573,624	\$29,041,684	\$1,773,308	\$415,008	\$60,423,201
Jones	\$4,586,478	\$6,650	\$4,701,854	\$347,715	\$617,606	\$5,827,174	\$1,040,000	\$0	\$17,127,477
Lincoln	\$4,400,000	\$108,312	\$6,814,522	\$112,875	\$1,581,479	\$40,000	\$1,272,900	\$70,000	\$14,400,088
Lumpkin	\$189,041	\$455,654	\$1,655,903	\$3,205,599	\$590,969	\$40,711,191	\$444,690	\$63,445	\$47,316,491
Madison	\$116,373	\$279,518	\$15,108,626	\$2,402,410	\$861,349	\$288,430,356	\$2,627,246	\$540,351	\$310,366,229
McDuffie	\$2,416,467	\$174,000	\$10,608,799	\$38,037,800	\$1,581,159	\$0	\$1,532,025	\$137,860	\$54,488,110
Monroe	\$2,540,082	\$1,334,696	\$4,653,661	\$1,433,825	\$632,584	\$31,225,915	\$904,821	\$0	\$42,725,584
Morgan	\$2,901,318	\$190,374	\$45,056,546	\$12,357,544	\$1,586,965	\$70,776,865	\$4,067,938	\$0	\$136,937,549
Oconee	\$1,106,982	\$655,701	\$9,957,749	\$14,276,264	\$747,973	\$88,741,140	\$2,098,907	\$102,292	\$117,687,008
Oglethorpe	\$5,242,615	\$0	\$26,205,417	\$1,221,635	\$851,214	\$179,948,776	\$4,157,270	\$0	\$217,626,927
Pickens	\$1,006,332	\$26,250	\$2,852,699	\$470,190	\$181,032	\$54,832,608	\$952,000	\$168,560	\$60,489,671
Pulnam	\$8,890,673	\$47,300	\$28,032,107	\$512,300	\$5,073,387	\$48,816,740	\$4,384,025	\$251,517	\$96,008,049
Rabun	\$105,000	\$667,624	\$1,713,236	\$5,446,875	\$2,213,545	\$4,482,441	\$208,600	\$4,806,500	\$19,643,822
Richmond	\$1,172,070	\$78,540	\$3,698,362	\$5,608,685	\$2,781,967	\$0	\$1,224,505	\$830,022	\$15,394,152
Stephens	\$128,770	\$65,667	\$10,530,813	\$121,265	\$219,154	\$56,001,927	\$426,210	\$86,299	\$67,580,105
Taliaferro	\$2,600,011	\$0	\$0	\$0	\$72,518	\$0	\$0	\$0	\$2,672,529
Towns	\$23,500	\$74,400	\$5,966,444	\$555,720	\$2,358,280	\$611,242	\$323,750	\$33,134	\$9,946,470
Union	\$287,500	\$27,760	\$5,242,815	\$12,387,810	\$767,786	\$10,049,854	\$642,000	\$1,573,650	\$30,979,174
Walton	\$1,323,025	\$73,812	\$7,200,884	\$14,425,436	\$558,962	\$17,044,913	\$2,687,061	\$84,892	\$43,398,986
Warren	\$2,565,670	\$78,030	\$14,314,231	\$1,019,890	\$2,984,219	\$0	\$3,605,424	\$543,998	\$25,111,461
White	\$250,000	\$250,000	\$10,466,733	\$406,350	\$448,746	\$93,042,585	\$2,560,250	\$454,275	\$107,878,938
Wilkes	\$4,949,517	\$0	\$22,954,196	\$1,875,255	\$798,733	\$44,824,412	\$4,103,020	\$0	\$79,505,133
Total	\$75,180,571	\$14,038,740	\$406,131,095	\$205,700,083	\$49,955,239	\$3,134,681,989	\$79,588,665	\$15,289,305	\$3,980,565,686

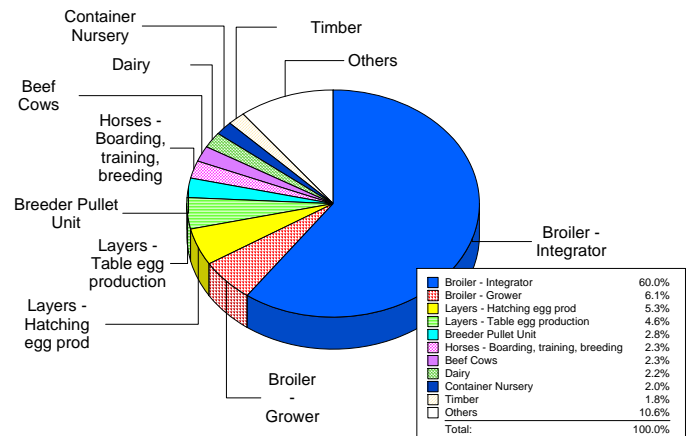
NE GA Cooperative Extension District--2008 Farm Gate Summary

<u>County</u>	<u>Total Farm Gate Value</u>
Baldwin	\$13,899,673
Banks	\$270,680,729
Barrow	\$30,697,755
Butts	\$11,070,278
Clarke	\$32,320,328
Columbia	\$15,566,099
Dawson	\$63,535,625
Elbert	\$113,107,805
Fannin	\$32,279,107
Franklin	\$376,554,869
Gilmer	\$199,007,451
Glascocock	\$8,594,394
Greene	\$74,094,081
Habersham	\$318,136,436
Hall	\$265,212,366
Hancock	\$14,245,281
Hart	\$284,001,041
Jackson	\$279,855,215
Jasper	\$60,423,201
Jones	\$17,127,477
Lincoln	\$14,400,088
Lumpkin	\$47,316,491
Madison	\$310,366,229
McDuffie	\$54,488,110
Monroe	\$42,725,584
Morgan	\$136,937,549
Oconee	\$117,687,008
Oglethorpe	\$217,626,927
Pickens	\$60,489,671
Putnam	\$96,008,049
Rabun	\$19,643,822
Richmond	\$15,394,152
Stephens	\$67,580,105
Taliaferro	\$2,672,529
Towns	\$9,946,470
Union	\$30,979,174
Walton	\$43,398,986
Warren	\$25,111,461
White	\$107,878,938
Wilkes	\$79,505,133
NE District Total	\$3,980,565,686

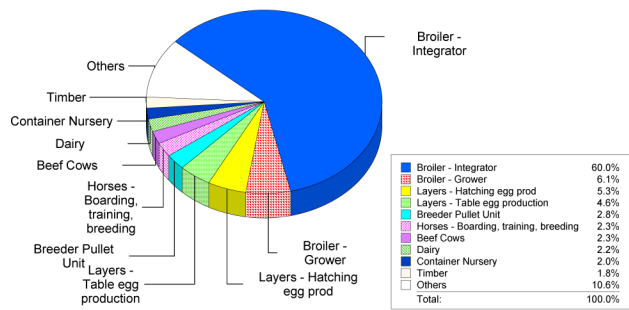
Farm Gate Value by Commodity Group



Top 10 Commodities

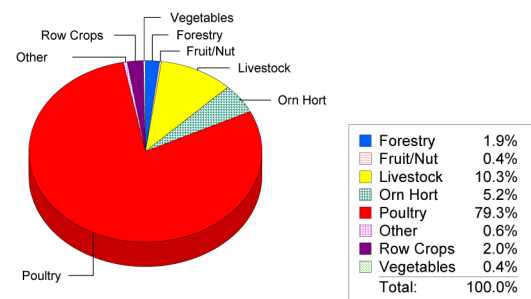


Top 10 Commodities



Farm Gate Value

by Commodity Group



NE GA Cooperative Extension District -- 2008 Commodities

Broiler - Integrator	\$2,387,975,121	Pecans	\$1,042,502
Broiler - Grower	\$242,748,119	Corn Maze	\$1,021,500
Layers - Hatching egg prod	\$209,146,550	Blueberries	\$995,266
Layers - Table egg production	\$182,105,000	Hunting Leases - Turkey	\$965,200
Breeder Pullet Unit	\$112,667,200	Peanuts	\$946,080
Horses - Boarding, training, breedin	\$92,040,000	Honeybees	\$900,007
Beef Cows	\$92,036,293	Cabbage	\$890,404
Dairy	\$88,621,888	GREEN HOUSE *	\$765,500
Container Nursery	\$78,333,590	Collards	\$605,244
Timber	\$71,248,196	Oats	\$535,187
Greenhouse *	\$66,949,884	Crop Insurance	\$426,061
Hay	\$45,155,933	Irish Potatoes	\$415,439
Field Nursery	\$37,793,438	Sorghum	\$415,188
Horses - Raised	\$37,707,500	Hayrides	\$413,700
Other	\$26,473,953	School tours	\$331,200
Pork - Feeder pigs	\$22,850,537	Sheep	\$290,925
Quail	\$19,151,688	Pole Beans	\$289,363
Beef Stockers	\$17,272,937	Turnip Greens	\$283,595
Pork - Farrow to finish	\$12,268,644	Yellow Squash	\$268,823
Government Payments	\$11,128,030	Blackberries	\$266,247
Hunting Leases - Deer	\$10,825,500	Wildlife observation	\$263,750
Beef Cattle Finished Outside Co	\$10,207,906	Cucumbers	\$254,509
Silage	\$9,600,850	Cantaloupe	\$247,448
Corn	\$6,045,829	Bell Peppers	\$230,358
Apples	\$5,598,530	Hunting Leases - Duck	\$210,250
Pork - Finishing only	\$5,534,511	Hot Peppers	\$207,992
Turfgrass	\$4,930,671	Lettuce	\$192,725
Wheat	\$4,786,962	Okra	\$189,718
Camping	\$4,527,925	Sweet Potatoes	\$138,516
Special events	\$4,433,500	Southern Peas	\$131,195
Straw	\$3,911,044	Snap Beans	\$129,728
Fishing	\$3,857,475	Winter Squash	\$117,345
Tomato	\$3,609,084	Banana Peppers	\$74,897
Goats	\$3,568,194	Zucchini	\$69,805
Peaches	\$3,130,210	Eggplant	\$67,285
Rye	\$2,850,900	Barley	\$48,549
Guide services	\$2,845,250	Kale	\$22,023
Christmas Trees	\$2,735,250	Spinach	\$21,564
Sweet Corn	\$2,629,725	Lima Beans	\$19,500
Soybeans	\$2,403,226	English Peas	\$19,125
Cotton	\$2,125,774	Mustard	\$18,557
Pumpkin	\$2,041,870	Broccoli	\$14,525
Grapes	\$1,888,632	Green Onions	\$12,915
Special attractions	\$1,855,208	Turnip Roots	\$6,388
Equestrian trail rides	\$1,686,390		
Watermelon	\$1,181,843		
Pine Straw	\$1,157,125		
Strawberries	\$1,101,042		
Catfish	\$1,044,670		

*Greenhouse (for ornamental horticulture)

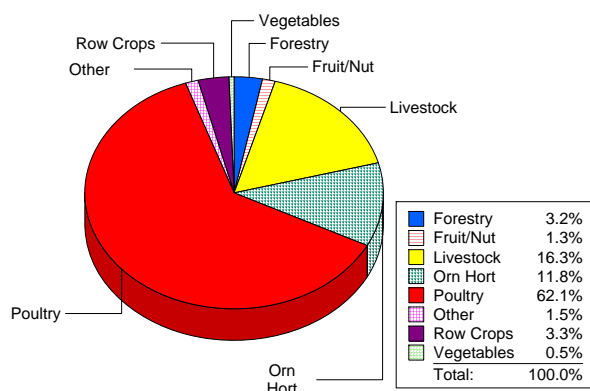
*GREEN HOUSE (vegetables for sale or transplant)

NW GA Cooperative Extension District -- 2008 Farm Gate Value by Commodity Group									
	Forestry & Related Products	Fruits and Nuts	Livestock & Aquaculture	Ornamental Horticulture	AgriTourism & Other Income	Poultry & Eggs	Row & Forage Crops	Vegetables	Total
Bartow	\$2,400,345	\$0	\$26,037,637	\$3,255,800	\$1,156,344	\$100,180,917	\$5,296,663	\$0	\$138,327,707
Bibb	\$30,000	\$250,170	\$12,963,061	\$470,250	\$85,333	\$4,097,231	\$901,607	\$0	\$18,797,652
Carroll	\$2,679,715	\$162,245	\$19,115,951	\$3,998,865	\$1,185,703	\$143,774,705	\$1,320,000	\$146,920	\$172,384,104
Catoosa	\$169,987	\$1,680	\$2,731,727	\$1,914,462	\$178,801	\$46,597,317	\$969,053	\$121,486	\$52,684,513
Chattahoochee	\$282,330	\$0	\$80,084	\$0	\$974,721	\$4,362,793	\$56,250	\$0	\$5,756,178
Chattooga	\$1,422,500	\$58,360	\$7,589,976	\$55,375	\$553,053	\$5,040,387	\$1,997,784	\$212,787	\$16,930,223
Cherokee	\$317,310	\$88,450	\$14,525,775	\$13,063,427	\$1,880,143	\$36,105,788	\$534,650	\$142,550	\$66,658,093
Clayton	\$762,500	\$4,290	\$302,539	\$8,973,700	\$437,290	\$0	\$90,000	\$28,000	\$10,598,319
Cobb	\$96,250	\$0	\$4,750,000	\$4,404,865	\$1,905	\$0	\$0	\$0	\$9,253,020
Coweta	\$1,762,971	\$122,149	\$10,761,522	\$5,232,075	\$413,419	\$0	\$665,225	\$211,032	\$19,168,394
Crawford	\$2,846,668	\$10,271,070	\$1,634,341	\$6,721,560	\$1,896,937	\$30,174,767	\$1,038,112	\$792,355	\$55,375,810
Dade	\$159,459	\$11,280	\$2,520,474	\$701,395	\$390,594	\$20,046,723	\$663,066	\$1,678,216	\$26,171,207
DeKalb	\$0	\$0	\$524,000	\$1,753,325	\$1,120,000	\$0	\$0	\$0	\$3,397,325
Douglas	\$88,016	\$0	\$2,421,434	\$1,841,700	\$30,550	\$606,997	\$105,000	\$0	\$5,093,698
Fayette	\$676,652	\$305,044	\$3,745,738	\$13,776,750	\$446,178	\$0	\$189,375	\$1,840,159	\$20,979,895
Floyd	\$3,709,640	\$176,630	\$11,350,880	\$14,816,650	\$3,715,705	\$56,372,605	\$6,211,335	\$93,172	\$96,446,617
Forsyth	\$71,250	\$0	\$11,895,871	\$5,844,563	\$70,426	\$25,341,924	\$381,275	\$0	\$43,605,310
Fulton	\$80,625	\$144,846	\$4,064,525	\$33,399,113	\$204,681	\$0	\$248,000	\$0	\$38,141,790
Gordon	\$1,730,000	\$32,992	\$8,622,654	\$3,847,365	\$853,753	\$203,651,932	\$5,198,035	\$48,380	\$223,985,111
Gwinnett	\$262,500	\$54,718	\$5,021,085	\$12,699,760	\$19,665	\$6,621,788	\$0	\$0	\$24,679,517
Haralson	\$3,591,692	\$37,035	\$4,709,015	\$316,050	\$350,902	\$18,209,917	\$643,200	\$56,621	\$27,914,432
Harris	\$4,131,298	\$436,025	\$3,902,194	\$4,990,294	\$1,915,395	\$0	\$1,706,000	\$855,251	\$17,936,456
Heard	\$2,116,630	\$0	\$3,387,279	\$566,930	\$1,048,077	\$59,960,353	\$305,183	\$25,000	\$67,409,451
Henry	\$279,630	\$1,153,300	\$12,674,370	\$2,739,100	\$364,773	\$0	\$1,566,442	\$0	\$18,777,615
Lamar	\$806,830	\$315,848	\$7,827,407	\$6,897,460	\$715,825	\$23,028,688	\$5,614,372	\$513,863	\$45,720,292
Meriwether	\$4,425,026	\$6,388,125	\$15,239,490	\$8,331,482	\$3,014,374	\$1,250	\$1,829,050	\$305,745	\$39,534,542
Murray	\$537,500	\$48,000	\$2,632,006	\$857,600	\$1,554,123	\$104,400,514	\$2,087,872	\$296,556	\$112,414,171
Muscogee	\$18,750	\$0	\$1,534,828	\$1,535,978	\$637,567	\$0	\$22,500	\$0	\$3,749,623
Newton	\$547,859	\$81,826	\$8,012,538	\$119,270	\$722,440	\$2,768,941	\$2,181,665	\$122,999	\$14,557,538
Paulding	\$1,031,263	\$128,157	\$4,407,562	\$18,667,775	\$315,600	\$20,076,434	\$409,500	\$536,568	\$45,572,859
Pike	\$1,238,289	\$657,525	\$4,586,300	\$4,418,163	\$640,049	\$9,609,870	\$1,046,891	\$179,253	\$22,376,339
Polk	\$997,152	\$690	\$5,555,511	\$90,040	\$1,035,840	\$19,698,228	\$2,567,408	\$29,975	\$29,974,844
Rockdale	\$319,661	\$295,427	\$9,754,068	\$5,229,415	\$642,319	\$0	\$31,500	\$43,750	\$16,316,140
Spalding	\$756,534	\$0	\$5,762,189	\$265,520	\$209,370	\$1,488,311	\$1,580,674	\$10,000	\$10,072,597
Talbot	\$3,952,366	\$122,235	\$3,538,876	\$67,300	\$521,215	\$0	\$1,141,438	\$176,506	\$9,519,935
Troup	\$3,945,125	\$161,438	\$7,627,861	\$1,057,575	\$4,972,036	\$5,000	\$761,063	\$144,799	\$18,674,896
Upson	\$3,617,045	\$111,877	\$8,837,210	\$1,334,625	\$2,707,121	\$20,024,287	\$971,550	\$60,000	\$37,663,715
Walker	\$1,343,636	\$94,600	\$7,751,339	\$1,366,204	\$917,661	\$63,981,329	\$4,206,440	\$534,184	\$80,195,393
Whitfield	\$728,811	\$0	\$7,080,662	\$2,860,248	\$329,577	\$22,274,906	\$922,432	\$30,000	\$34,226,636
Total	\$53,933,815	\$21,716,031	\$275,479,977	\$198,482,028	\$38,229,465	\$1,048,503,904	\$55,460,607	\$9,236,124	\$1,701,041,952

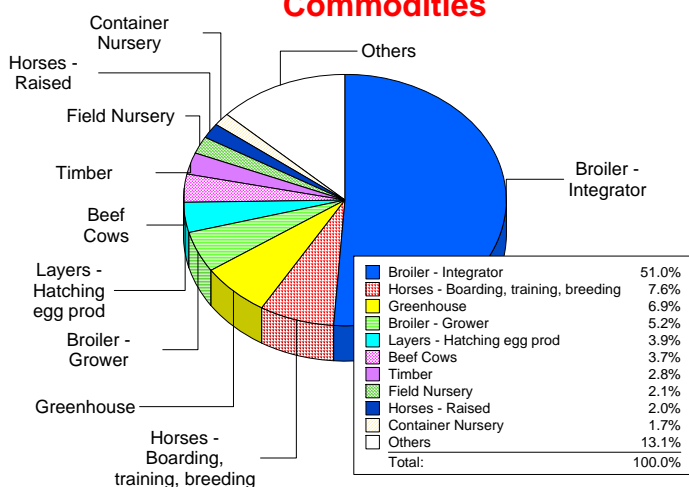
NW GA Cooperative Extension District--2008 Farm Gate Summary

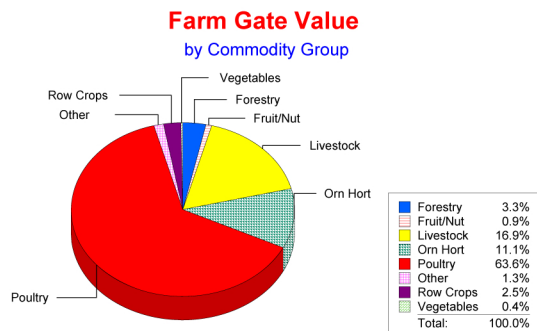
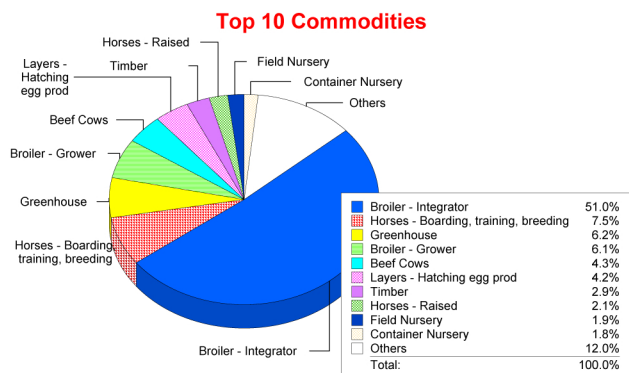
County	Total Farm Gate Value
Bartow	\$138,327,707
Bibb	\$18,797,652
Carroll	\$172,384,104
Catoosa	\$52,684,513
Chattahoochee	\$5,756,178
Chattooga	\$16,930,223
Cherokee	\$66,658,093
Clayton	\$10,598,319
Cobb	\$9,253,020
Coweta	\$19,168,394
Crawford	\$55,375,810
Dade	\$26,171,207
DeKalb	\$3,397,325
Douglas	\$5,093,698
Fayette	\$20,979,895
Floyd	\$96,446,617
Forsyth	\$43,605,310
Fulton	\$38,141,790
Gordon	\$223,985,111
Gwinnett	\$24,679,517
Haralson	\$27,914,432
Harris	\$17,936,456
Heard	\$67,409,451
Henry	\$18,777,615
Lamar	\$45,720,292
Meriwether	\$39,534,542
Murray	\$112,414,171
Muscogee	\$3,749,623
Newton	\$14,557,538
Paulding	\$45,572,859
Pike	\$22,376,339
Polk	\$29,974,844
Rockdale	\$16,316,140
Spalding	\$10,072,597
Talbot	\$9,519,935
Troup	\$18,674,896
Upson	\$37,663,715
Walker	\$80,195,393
Whitfield	\$34,226,636
NW District Total:	\$1,701,041,952

Farm Gate Value by Commodity Group



Top 10 Commodities





NW GA Cooperative Extension District -- 2008 Commodities

Broiler - Integrator	\$896,331,356	Hunting Leases - Turkey	\$844,696
Horses - Boarding, training, breeding	\$132,180,000	Sweet Corn	\$785,052
Greenhouse *	\$108,826,680	School tours	\$724,400
Broiler - Grower	\$107,944,437	Grapes	\$695,826
Beef Cows	\$75,539,321	Equestrian trail rides	\$685,000
Layers - Hatching egg prod	\$74,511,360	Watermelon	\$639,695
Timber	\$50,856,879	Corn Maze	\$607,740
Horses - Raised	\$36,400,000	Honeybees	\$219,436
Field Nursery	\$34,131,150	Sheep	\$211,063
Container Nursery	\$30,800,000	Turnip Greens	\$209,821
Breeder Pullet Unit	\$26,760,000	Irish Potatoes	\$196,598
Hay	\$20,313,242	Yellow Squash	\$185,015
Turfgrass	\$20,153,552	Apples	\$179,997
Dairy	\$17,458,057	Blackberries	\$167,485
Hunting Leases - Deer	\$14,572,818	Collards	\$167,390
Beef Stockers	\$13,858,524	Southern Peas	\$163,573
Peaches	\$11,021,307	Hunting Leases - Duck	\$147,750
Other	\$10,185,430	Cucumbers	\$143,416
Beef Cattle Finished Outside Co	\$6,341,498	Eggplant	\$130,598
Corn	\$5,071,772	Wildlife observation	\$124,000
Government Payments	\$4,515,388	Banana Peppers	\$123,760
Camping	\$4,151,625	Hayrides	\$102,100
Soybeans	\$3,559,223	Oats	\$91,263
Christmas Trees	\$3,454,500	Bell Peppers	\$89,707
Straw	\$3,350,859	Cantaloupe	\$82,682
Goats	\$2,938,344	Okra	\$80,304
Wheat	\$2,909,747	Cabbage	\$69,793
Pork - Farrow to finish	\$2,864,212	Peanuts	\$68,445
Pine Straw	\$2,766,875	Sorghum	\$67,895
Pork - Feeder pigs	\$2,704,997	Snap Beans	\$66,186
Cotton	\$2,670,322	Special attractions	\$58,300
Crop Insurance	\$2,379,563	Hot Peppers	\$49,583
Tomato	\$2,187,733	Barley	\$36,888
Fishing	\$1,990,996	Pole Beans	\$34,925
Pecans	\$1,797,300	GREEN HOUSE*	\$28,000
Layers - Table egg production	\$1,786,418	Sweet Potatoes	\$27,413
Catfish	\$1,344,294	Lima Beans	\$25,925
Silage	\$1,342,127	Green Onions	\$23,515
Guide services	\$1,320,000	Zucchini	\$22,852
Strawberries	\$1,197,729	Lettuce	\$12,600
Pumpkin	\$1,096,075	Mustard	\$7,768
Blueberries	\$1,015,811	Kale	\$4,412
Special events	\$990,165	Turnip Roots	\$3,956
Rye	\$921,300	Spinach	\$1,571
Quail	\$914,760	Onions	\$170

*Greenhouse (for ornamental horticulture)

*GREEN HOUSE (for vegetables for sale or transplant)

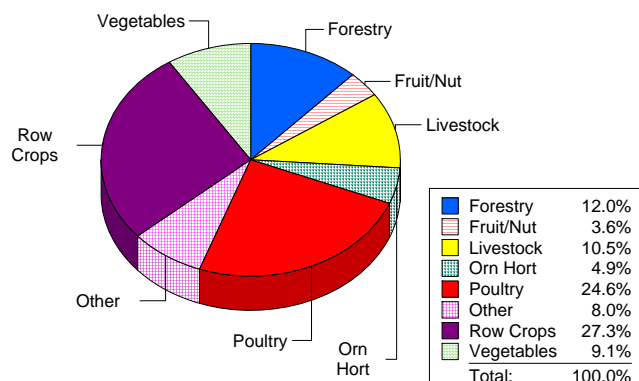
Prepared by: The Center for Agribusiness and Economic Development, The University of Georgia.

SE GA Cooperative Extension District -- 2008 Farm Gate Value by Commodity Group									
	Forestry & Related Products	Fruits and Nuts	Livestock & Aquaculture	Ornamental Horticulture	AgriTourism & Other Income	Poultry & Eggs	Row & Forage Crops	Vegetables	Total
Appling	\$9,265,371	\$8,979,874	\$19,784,426	\$2,595,560	\$7,312,462	\$53,039,581	\$35,085,135	\$987,799	\$137,050,208
Atkinson	\$540,135	\$1,051,826	\$4,010,198	\$439,083	\$6,806,092	\$59,680,136	\$21,783,318	\$2,436,761	\$96,747,547
Bacon	\$3,422,944	\$24,089,063	\$5,159,494	\$839,770	\$6,084,420	\$19,655,869	\$24,910,117	\$2,778,774	\$86,940,451
Bleckley	\$3,926,325	\$37,800	\$4,306,600	\$506,650	\$3,576,639	\$2,414,194	\$15,465,324	\$90,116	\$30,323,648
Brantley	\$8,818,750	\$3,076,125	\$2,142,026	\$339,509	\$1,137,310	\$14,490,000	\$1,973,712	\$8,768	\$31,986,200
Bryan	\$3,575,000	\$54,105	\$2,505,107	\$301,320	\$1,014,744	\$0	\$1,754,008	\$0	\$9,204,283
Bulloch	\$11,280,000	\$4,057,885	\$19,464,918	\$13,084,400	\$16,614,396	\$13,752,945	\$54,935,032	\$12,510,314	\$145,699,889
Burke	\$11,173,664	\$2,724,159	\$20,899,094	\$1,997,850	\$12,702,065	\$0	\$45,596,808	\$627,361	\$95,721,001
Camden	\$346,301	\$44,536	\$413,327	\$1,283,795	\$6,106,263	\$0	\$56,250	\$6,836	\$8,257,307
Candler	\$2,700,129	\$2,137,913	\$4,519,938	\$2,698,200	\$4,406,213	\$1,866,528	\$17,317,785	\$7,574,377	\$43,221,083
Charlton	\$12,070,823	\$99,052	\$1,344,756	\$760,356	\$2,619,294	\$6,457,501	\$556,000	\$20,637	\$23,928,419
Chatham	\$7,500	\$271,450	\$2,175,844	\$4,987,225	\$33,926	\$0	\$109,750	\$0	\$7,585,695
Coffee	\$6,202,415	\$9,562,845	\$12,429,584	\$17,582,975	\$10,717,059	\$131,296,895	\$67,863,083	\$1,328,833	\$256,983,688
Dodge	\$10,472,074	\$900,500	\$7,084,819	\$4,848,100	\$5,891,048	\$7,853,027	\$28,018,055	\$10,794,935	\$75,862,557
Effingham	\$9,029,181	\$614,565	\$7,248,119	\$5,139,155	\$3,230,503	\$0	\$6,291,130	\$142,302	\$31,694,954
Emanuel	\$15,460,953	\$330,543	\$5,927,533	\$22,010	\$7,260,481	\$0	\$21,978,868	\$592,178	\$51,572,565
Evans	\$2,220,000	\$549,375	\$4,230,997	\$7,244,423	\$1,745,404	\$21,494,191	\$7,149,789	\$15,451,057	\$60,085,235
Glynn	\$3,477,534	\$17,939	\$4,021,010	\$1,945,200	\$3,206	\$0	\$0	\$0	\$9,464,889
Jeff Davis	\$9,773,755	\$1,208,516	\$6,734,445	\$3,360,775	\$6,270,664	\$16,156,008	\$25,867,844	\$82,688	\$69,454,694
Jefferson	\$2,952,875	\$1,739,956	\$11,709,586	\$5,307,069	\$5,382,397	\$0	\$28,649,175	\$172,102	\$55,913,160
Jenkins	\$3,750,000	\$227,813	\$7,129,378	\$0	\$4,266,416	\$0	\$21,111,588	\$50,333	\$36,535,527
Johnson	\$7,546,308	\$25,617	\$4,479,655	\$1,878,329	\$1,666,429	\$0	\$6,430,864	\$30,245	\$22,057,447
Laurens	\$15,446,069	\$156,938	\$12,709,984	\$1,166,180	\$5,980,512	\$0	\$19,795,946	\$429,634	\$55,685,262
Liberty	\$6,331,250	\$22,725	\$635,386	\$68,100	\$130,360	\$0	\$166,303	\$0	\$7,354,124
Long	\$8,375,589	\$492,338	\$1,618,991	\$0	\$2,266,573	\$16,483,002	\$1,110,826	\$1,900,699	\$32,248,019
McIntosh	\$2,822,134	\$43,512	\$573,541	\$264,120	\$94,690	\$0	\$0	\$0	\$3,797,997
Montgomery	\$5,333,221	\$1,075,233	\$8,697,409	\$293,915	\$1,951,283	\$2,322,000	\$8,196,252	\$2,135,358	\$30,004,671
Pierce	\$6,181,614	\$3,240,589	\$4,308,346	\$1,042,175	\$5,900,683	\$3,806,667	\$24,035,504	\$24,943	\$48,540,521
Screven	\$11,425,740	\$4,264,318	\$4,948,073	\$4,368,895	\$9,113,616	\$0	\$29,913,491	\$753,605	\$64,787,738
Tattnall	\$6,479,253	\$2,567,989	\$9,144,867	\$0	\$9,908,699	\$145,830,720	\$18,462,875	\$62,302,629	\$254,697,032
Telfair	\$8,218,750	\$317,115	\$3,127,616	\$0	\$2,932,052	\$645,000	\$11,554,403	\$2,808,568	\$29,603,504
Toombs	\$4,696,803	\$820,965	\$3,205,426	\$6,174,100	\$6,120,877	\$5,261,041	\$9,887,356	\$55,129,727	\$91,296,296
Treutlen	\$3,796,640	\$40,748	\$2,520,014	\$8,068,060	\$1,301,771	\$0	\$3,018,318	\$543,060	\$19,288,610
Twiggs	\$5,359,407	\$209,875	\$1,497,785	\$99,395	\$2,752,062	\$0	\$5,530,969	\$16,899	\$15,466,392
Ware	\$8,017,064	\$2,445,720	\$5,297,063	\$2,760,160	\$4,399,219	\$10,607,443	\$7,451,423	\$7,316,622	\$48,294,714
Washington	\$6,835,221	\$1,512,090	\$5,706,735	\$4,289,120	\$5,471,949	\$300,000	\$11,606,725	\$253,641	\$35,975,481
Wayne	\$16,674,756	\$1,162,798	\$5,508,448	\$664,648	\$6,927,150	\$14,813,137	\$16,625,151	\$10,375,027	\$72,751,115
Wheeler	\$7,511,535	\$1,006,763	\$5,220,803	\$3,968,028	\$3,169,297	\$4,500	\$8,399,901	\$2,773,943	\$32,054,770
Wilkinson	\$6,720,033	\$150,390	\$1,288,805	\$33,085	\$2,339,128	\$1,260,156	\$1,137,938	\$3,717	\$12,933,252
Total	\$268,237,116	\$81,331,560	\$233,730,144	\$110,421,733	\$185,607,352	\$549,490,541	\$609,797,012	\$202,454,486	\$2,241,069,944

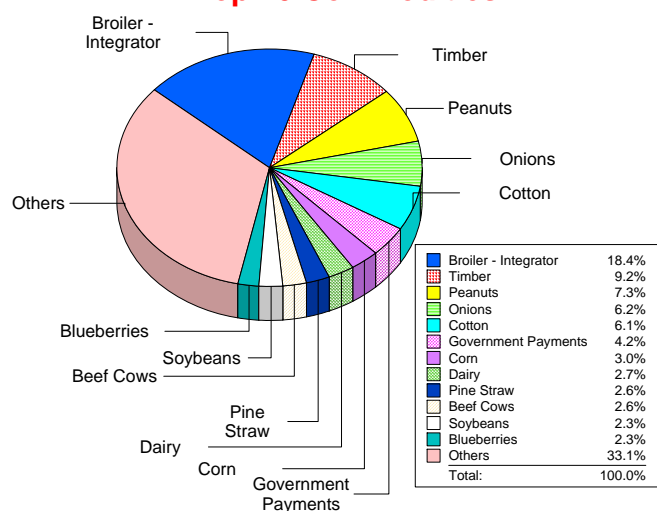
SE GA Cooperative Extension District--2008 Farm Gate Summary

<u>County</u>	<u>Total Farm Gate Value</u>
Appling	\$137,050,208
Atkinson	\$96,747,547
Bacon	\$86,940,451
Bleckley	\$30,323,648
Brantley	\$31,986,200
Bryan	\$9,204,283
Bulloch	\$145,699,889
Burke	\$95,721,001
Camden	\$8,257,307
Candler	\$43,221,083
Charlton	\$23,928,419
Chatham	\$7,585,695
Coffee	\$256,983,688
Dodge	\$75,862,557
Effingham	\$31,694,954
Emanuel	\$51,572,565
Evans	\$60,085,235
Glynn	\$9,464,889
Jeff Davis	\$69,454,694
Jefferson	\$55,913,160
Jenkins	\$36,535,527
Johnson	\$22,057,447
Laurens	\$55,685,262
Liberty	\$7,354,124
Long	\$32,248,019
McIntosh	\$3,797,997
Montgomery	\$30,004,671
Pierce	\$48,540,521
Screven	\$64,787,738
Tattnall	\$254,697,032
Telfair	\$29,603,504
Toombs	\$91,296,296
Treutlen	\$19,288,610
Twiggs	\$15,466,392
Ware	\$48,294,714
Washington	\$35,975,481
Wayne	\$72,751,115
Wheeler	\$32,054,770
Wilkinson	\$12,933,252
SE District Total:	\$2,241,069,944

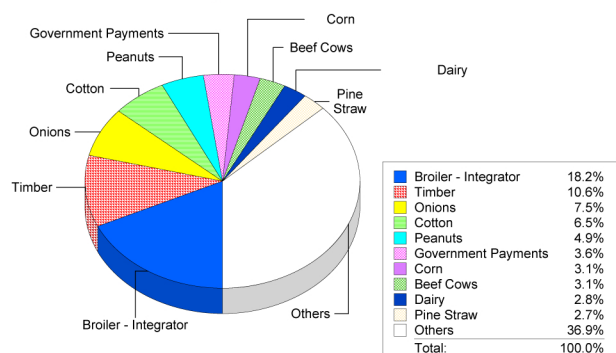
Farm Gate Value by Commodity Group



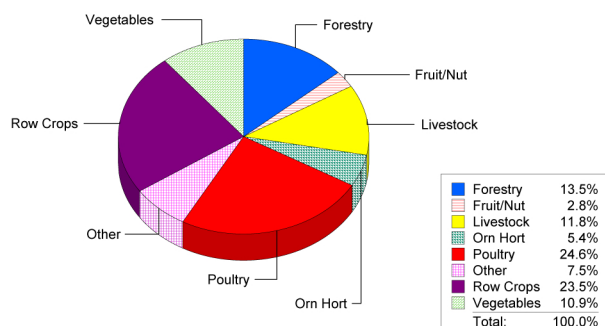
Top 10 Commodities



Top 10 Commodities



**Farm Gate Value
by Commodity Group**



SE GA Cooperative Extension District -- 2008 Commodities

Broiler - Integrator	\$396,646,680	Turnip Greens	\$2,578,009
Timber	\$232,192,381	Carrots	\$2,489,756
Onions	\$164,346,860	Sweet Potatoes	\$2,191,603
Cotton	\$141,417,534	Green Onions	\$2,153,100
Peanuts	\$107,253,469	Snap Beans	\$1,958,407
Government Payments	\$79,154,746	Hunting Leases - Turkey	\$1,925,500
Corn	\$67,939,469	Bell Peppers	\$1,890,228
Beef Cows	\$66,728,632	Catfish	\$1,770,779
Dairy	\$62,072,055	Blackberries	\$1,679,505
Pine Straw	\$59,489,750	Southern Peas	\$1,648,436
Hunting Leases - Deer	\$50,610,000	Quail	\$1,471,038
Hay	\$50,367,585	Tomato	\$1,404,224
Broiler - Grower	\$47,767,829	Strawberries	\$1,257,975
Layers - Table egg production	\$46,053,040	Cantaloupe	\$1,077,608
Greenhouse *	\$46,046,367	Guide services	\$1,026,270
Turfgrass	\$40,196,999	Zucchini	\$929,929
Tobacco	\$40,063,535	Mustard	\$916,716
Horses - Boarding, training, breeding	\$39,024,000	Christmas Trees	\$900,000
Layers - Hatching egg prod	\$36,314,190	Sorghum	\$763,282
Soybeans	\$35,267,325	Hunting Leases - Duck	\$614,250
Crop Insurance	\$31,293,790	GREEN HOUSE *	\$562,350
Blueberries	\$29,402,880	Special events	\$412,000
Pecans	\$23,999,932	Lima Beans	\$308,450
Wheat	\$20,916,930	Peaches	\$254,888
Container Nursery	\$20,168,750	Eggplant	\$220,969
Horses - Raised	\$20,150,000	Camping	\$184,440
Watermelon	\$19,713,598	Banana Peppers	\$166,250
Straw	\$19,613,078	Special attractions	\$160,000
Other	\$18,009,706	Sheep	\$142,500
Honeybees	\$11,874,916	Okra	\$138,413
Rye	\$11,265,928	Pumpkin	\$128,350
Silage	\$10,814,267	Irish Potatoes	\$118,800
Beef Stockers	\$10,537,405	Broccoli	\$106,275
Pork - Finishing only	\$10,261,823	Corn Maze	\$103,000
Pork - Feeder pigs	\$10,129,373	Pole Beans	\$98,189
Cucumbers	\$9,652,050	Equestrian trail rides	\$74,850
Field Nursery	\$9,604,700	Hot Peppers	\$56,075
Pork - Farrow to finish	\$9,023,551	Fishing	\$55,815
Breeder Pullet Unit	\$8,509,500	Turnip Roots	\$39,438
Yellow Squash	\$6,709,353	Hayrides	\$26,550
Goats	\$5,355,531	Wildlife observation	\$22,925
Sweet Corn	\$5,158,015	English Peas	\$18,953
Beef Cattle Finished Outside Co	\$3,819,409	School tours	\$16,400
Cabbage	\$3,429,752	Barley	\$11,352
Collards	\$3,153,178		
Oats	\$3,057,640		
Grapes	\$3,054,163		

* Greenhouse (for ornamental horticulture)

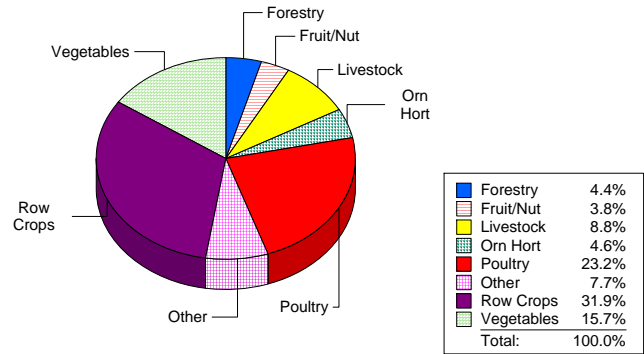
* GREEN HOUSE (for vegetables for sale or transplant)

SW GA Cooperative Extension District -- 2008 Farm Gate Value by Commodity Group									
	Forestry & Related Products	Fruits and Nuts	Livestock & Aquaculture	Ornamental Horticulture	AgriTourism & Other Income	Poultry & Eggs	Row & Forage Crops	Vegetables	Total
Baker	\$1,237,600	\$1,012,500	\$4,258,943	\$2,008,460	\$9,651,341	\$33,790,701	\$46,926,800	\$80,986	\$98,967,332
Ben Hill	\$6,235,066	\$2,075,625	\$5,440,633	\$3,023,536	\$3,489,057	\$11,941,504	\$16,454,483	\$241,578	\$48,901,481
Berrien	\$2,883,783	\$4,984,878	\$9,281,372	\$2,413,500	\$10,526,715	\$20,510,167	\$36,797,213	\$9,036,904	\$96,434,533
Brooks	\$3,939,512	\$3,530,690	\$38,754,596	\$7,727,500	\$12,390,175	\$12,693,908	\$42,651,675	\$34,580,646	\$156,268,702
Calhoun	\$3,825,524	\$5,236,450	\$3,576,800	\$60,200	\$7,000,902	\$22,463,143	\$38,655,496	\$0	\$80,818,516
Clay	\$2,144,316	\$18,225	\$2,346,659	\$895,450	\$3,397,693	\$0	\$13,494,452	\$0	\$22,296,795
Clinch	\$18,705,075	\$5,803,300	\$5,170,118	\$1,665,900	\$3,193,586	\$658,293	\$1,141,269	\$568,358	\$36,905,898
Colquitt	\$5,069,166	\$2,020,699	\$13,416,424	\$5,217,191	\$18,488,934	\$221,710,280	\$69,619,309	\$106,641,442	\$442,183,444
Cook	\$958,328	\$1,127,470	\$3,003,992	\$8,599,500	\$8,918,205	\$18,768,126	\$20,917,049	\$16,693,676	\$78,986,346
Crisp	\$1,213,746	\$3,402,000	\$5,766,216	\$1,173,275	\$8,235,975	\$9,025,370	\$32,587,483	\$14,548,104	\$75,952,169
Decatur	\$8,342,469	\$1,160,480	\$6,894,487	\$6,367,861	\$16,000,428	\$32,876,615	\$55,541,399	\$67,106,859	\$194,290,597
Dooly	\$1,306,083	\$2,722,400	\$3,243,467	\$3,177,310	\$14,683,943	\$20,973,241	\$83,297,608	\$6,558,513	\$135,962,564
Dougherty	\$1,184,675	\$16,741,515	\$9,819,932	\$3,325,321	\$5,334,175	\$1,586,470	\$10,698,300	\$6,001	\$48,696,389
Early	\$16,844,862	\$56,430	\$6,492,575	\$2,172,900	\$11,958,499	\$1,269,176	\$57,247,698	\$0	\$96,042,141
Echols	\$4,088,770	\$1,233,225	\$912,821	\$0	\$2,301,926	\$0	\$2,184,258	\$78,607,275	\$89,328,276
Grady	\$3,262,868	\$2,781,968	\$10,182,265	\$39,497,781	\$7,284,771	\$33,600,883	\$32,355,454	\$9,986,524	\$138,952,513
Houston	\$3,033,759	\$1,768,178	\$3,692,774	\$3,182,380	\$3,415,754	\$14,497,896	\$17,749,840	\$103,590	\$47,444,170
Irwin	\$4,009,546	\$6,243,090	\$6,251,541	\$1,943,760	\$9,856,990	\$4,957,593	\$49,866,677	\$3,235,612	\$86,364,807
Lanier	\$2,812,745	\$2,927,910	\$3,594,968	\$8,667,450	\$3,632,792	\$1,429,550	\$11,759,801	\$141,440	\$34,966,656
Lee	\$1,983,544	\$9,736,800	\$12,866,530	\$1,437,660	\$7,668,919	\$0	\$29,788,656	\$3,283,051	\$66,765,160
Lowndes	\$4,976,750	\$8,078,800	\$7,282,100	\$9,732,491	\$6,944,876	\$0	\$12,507,875	\$45,973,170	\$95,496,062
Macon	\$2,142,795	\$7,270,685	\$51,331,519	\$12,112,016	\$8,012,495	\$122,670,499	\$26,834,159	\$3,938,832	\$234,313,000
Marion	\$9,288,754	\$13,153	\$1,542,408	\$0	\$2,354,859	\$33,456,688	\$3,530,726	\$378,580	\$50,565,169
Miller	\$960,642	\$44,450	\$7,561,064	\$0	\$11,787,746	\$2,865,197	\$55,702,914	\$1,219,176	\$80,141,189
Mitchell	\$4,431,250	\$9,173,648	\$35,441,298	\$2,479,988	\$19,411,260	\$101,075,439	\$70,902,520	\$25,082,148	\$267,997,551
Peach	\$681,856	\$24,782,490	\$6,238,360	\$7,784,555	\$3,101,104	\$0	\$5,953,612	\$18,110	\$48,560,087
Pulaski	\$2,480,539	\$1,410,900	\$2,376,524	\$3,971,580	\$6,531,210	\$27,358,650	\$32,598,858	\$13,777,799	\$90,506,059
Quitman	\$3,010,217	\$7,290	\$593,159	\$1,384,375	\$1,323,893	\$0	\$1,059,314	\$0	\$7,378,248
Randolph	\$7,547,399	\$696,600	\$1,997,145	\$2,102,258	\$7,526,007	\$0	\$32,067,385	\$0	\$51,936,794
Schley	\$3,034,629	\$164,700	\$2,049,730	\$942,384	\$847,918	\$28,156,561	\$2,176,969	\$164,404	\$37,537,295
Seminole	\$1,190,182	\$1,611,190	\$7,322,122	\$3,054,823	\$8,051,535	\$0	\$45,541,650	\$4,761,704	\$71,533,207
Stewart	\$6,621,057	\$439,628	\$1,216,401	\$1,627,388	\$4,202,508	\$3,771,846	\$4,614,242	\$0	\$22,493,070
Sumter	\$2,519,775	\$3,543,750	\$18,144,196	\$10,828,685	\$9,268,605	\$26,805,661	\$43,379,035	\$14,965,873	\$129,455,581
Taylor	\$3,042,232	\$8,785,581	\$3,543,499	\$647,920	\$3,634,978	\$22,652,962	\$5,008,084	\$1,142,824	\$48,458,079
Terrell	\$1,250,000	\$1,306,926	\$2,895,108	\$779,980	\$10,649,484	\$0	\$34,491,375	\$516,055	\$51,888,928
Thomas	\$4,455,109	\$3,608,464	\$16,225,160	\$6,125,807	\$26,069,370	\$13,405,420	\$46,416,245	\$2,055,577	\$118,361,152
Tift	\$4,748,984	\$1,047,403	\$5,347,315	\$8,688,070	\$8,889,444	\$480,000	\$33,869,923	\$106,050,839	\$169,121,978
Turner	\$3,500,000	\$1,030,185	\$6,323,021	\$2,633,031	\$6,486,402	\$14,007,629	\$30,920,270	\$7,854,916	\$72,755,453
Webster	\$3,530,886	\$570,375	\$2,503,727	\$1,677,798	\$4,152,564	\$1,508,738	\$9,076,020	\$310,633	\$23,330,741
Wilcox	\$4,281,744	\$1,002,332	\$3,974,923	\$753,448	\$6,278,747	\$51,255,528	\$33,502,365	\$23,880,883	\$124,929,970
Worth	\$6,710,523	\$1,470,625	\$9,511,855	\$1,499,175	\$17,039,038	\$6,635,590	\$65,027,730	\$18,545,691	\$126,440,227
Total	\$173,486,759	\$150,643,006	\$348,387,749	\$181,382,707	\$339,994,823	\$918,859,323	\$1,264,916,190	\$622,057,771	\$3,999,728,328

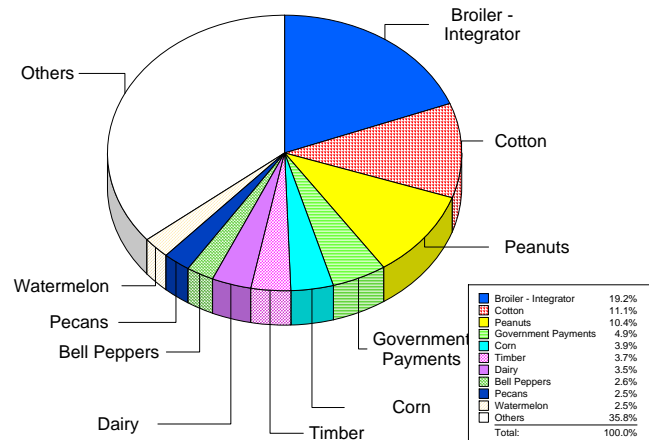
SW GA Cooperative Extension District--2008 Farm Gate Summary

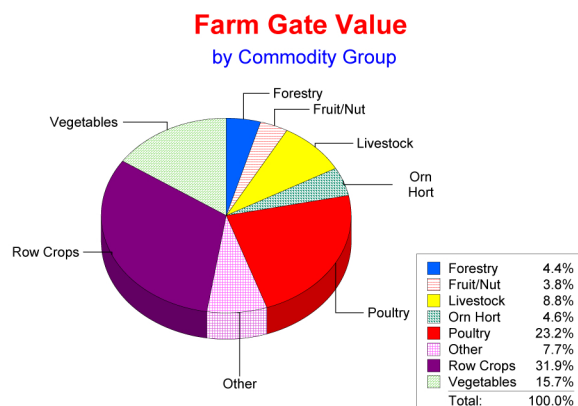
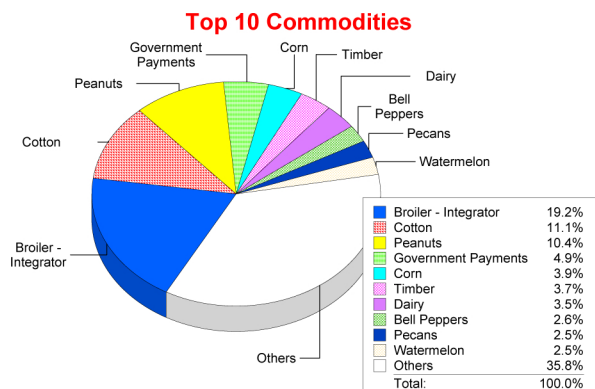
<u>County</u>	<u>Total Farm Gate Value</u>
Baker	\$98,967,332
Ben Hill	\$48,901,481
Berrien	\$96,434,533
Brooks	\$156,268,702
Calhoun	\$80,818,516
Clay	\$22,296,795
Clinch	\$36,905,898
Colquitt	\$442,183,444
Cook	\$78,986,346
Crisp	\$75,952,169
Decatur	\$194,290,597
Dooly	\$135,962,564
Dougherty	\$48,696,389
Early	\$96,042,141
Echols	\$89,328,276
Grady	\$138,952,513
Houston	\$47,444,170
Irwin	\$86,364,807
Lanier	\$34,966,656
Lee	\$66,765,160
Lowndes	\$95,496,062
Macon	\$234,313,000
Marion	\$50,565,169
Miller	\$80,141,189
Mitchell	\$267,997,551
Peach	\$48,560,087
Pulaski	\$90,506,059
Quitman	\$7,378,248
Randolph	\$51,936,794
Schley	\$37,537,295
Seminole	\$71,533,207
Stewart	\$22,493,070
Sumter	\$129,455,581
Taylor	\$48,458,079
Terrell	\$51,888,928
Thomas	\$118,361,152
Tift	\$169,121,978
Turner	\$72,755,453
Webster	\$23,330,741
Wilcox	\$124,929,970
Worth	\$126,440,227
SW District Total:	\$3,999,728,328

Farm Gate Value by Commodity Group



Top 10 Commodities





SW GA Cooperative Extension District -- 2008 Commodities

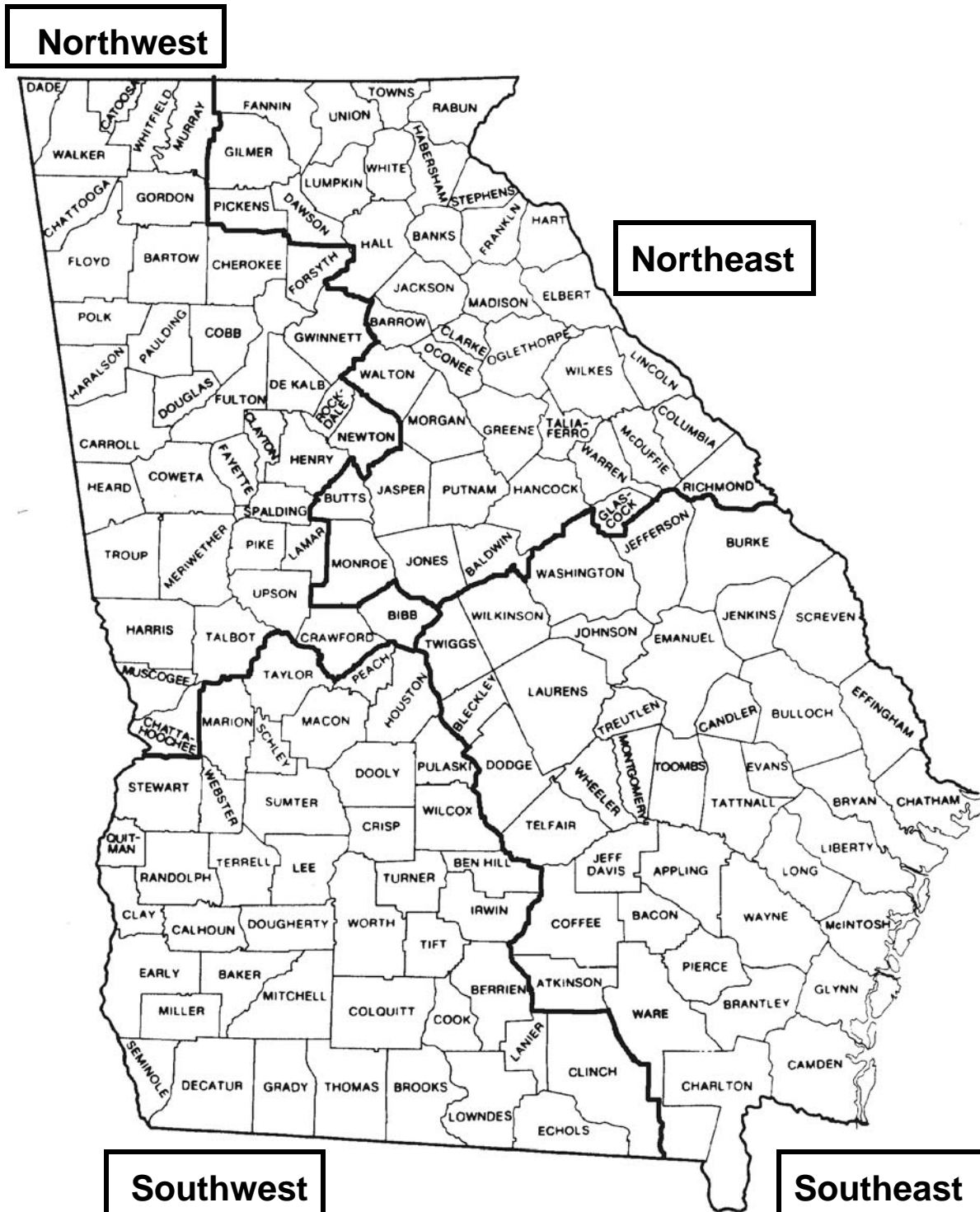
Broiler - Integrator	\$767,158,242	Honeybees	\$9,071,087
Cotton	\$443,279,777	Southern Peas	\$8,405,710
Peanuts	\$417,074,062	Pork - Farrow to finish	\$8,241,173
Government Payments	\$195,975,318	Hot Peppers	\$8,206,247
Corn	\$154,963,812	Blueberries	\$8,021,224
Timber	\$146,905,354	Irish Potatoes	\$7,968,881
Dairy	\$141,618,432	Rye	\$6,605,856
Bell Peppers	\$102,696,261	Pork - Feeder pigs	\$5,516,102
Pecans	\$100,458,508	Blackberries	\$5,479,360
Watermelon	\$98,494,743	Broccoli	\$5,450,886
Wheat	\$79,024,998	Oats	\$4,480,495
Broiler - Grower	\$77,984,992	Pork - Finishing only	\$3,998,909
Turfgrass	\$76,983,877	Goats	\$3,788,150
Cucumbers	\$73,789,572	Camping	\$3,769,633
Beef Cows	\$73,374,449	Banana Peppers	\$3,593,864
Crop Insurance	\$73,324,077	Grapes	\$3,542,673
Container Nursery	\$63,066,190	Quail	\$3,252,281
Sweet Corn	\$59,968,204	Catfish	\$3,250,478
Soybeans	\$55,328,365	Beef Cattle Finished Outside Co	\$2,965,678
Layers - Hatching egg prod	\$52,966,940	Kale	\$2,832,472
Tomato	\$43,563,521	Hunting Leases - Turkey	\$2,467,300
Horses - Boarding, training, breeding	\$41,660,000	Lima Beans	\$2,162,753
Cabbage	\$32,415,041	Special events	\$2,030,277
Hay	\$31,402,578	Winter Squash	\$1,908,319
Hunting Leases - Deer	\$31,128,400	Sweet Potatoes	\$1,823,344
Other	\$29,983,732	Christmas Trees	\$1,676,250
Greenhouse*	\$28,936,017	Strawberries	\$1,473,802
Peaches	\$28,670,812	Spinach	\$1,133,250
Tobacco	\$24,825,055	Hunting Leases - Duck	\$858,300
GREEN HOUSE*	\$22,951,383	Fishing	\$627,000
Guide services	\$22,517,690	Pole Beans	\$573,312
Horses - Raised	\$21,342,500	Special attractions	\$455,000
Beef Stockers	\$20,860,866	Okra	\$418,566
Breeder Pullet Unit	\$20,430,400	English Peas	\$379,796
Pine Straw	\$20,326,375	Pumpkin	\$332,818
Snap Beans	\$20,239,343	Wildlife observation	\$185,825
Turnip Greens	\$18,958,530	Turnip Roots	\$158,461
Silage	\$18,784,050	Sheep	\$114,856
Cantaloupe	\$18,599,500	Onions	\$95,813
Collards	\$18,590,907	Green Onions	\$63,960
Yellow Squash	\$18,081,463	School tours	\$62,618
Eggplant	\$15,953,598	Corn Maze	\$36,325
Straw	\$15,737,993	Equestrian trail rides	\$28,985
Zucchini	\$13,451,001	Apples	\$24,660
Sorghum	\$10,245,240	Lettuce	\$21,782
Field Nursery	\$9,571,623	Hayrides	\$4,150
Mustard	\$9,311,873	Barley	\$3,638
Carrots	\$9,190,350		

* Greenhouse (for ornamental horticulture)

* GREEN HOUSE (for vegetables for sale or transplant)

Prepared by: The Center for Agribusiness and Economic Development, The University of Georgia.

Georgia Cooperative Extension Districts



The Center for Agribusiness and Economic Development is a unit of the College of Agricultural and Environmental Sciences, combining the missions of research and extension.



The Center for Agribusiness and Economic Development

The Center for Agribusiness and Economic Development is a unit of the College of Agricultural and Environmental Sciences of the University of Georgia, combining the missions of research and extension. The Center has among its objectives:

- ▶ To provide feasibility and other short term studies for current or potential Georgia agribusiness firms and/or emerging food and fiber industries.
- ▶ To provide agricultural, natural resource, and demographic data for private and public decision makers.

To find out more, visit our Web site at: <http://www.caed.uga.edu/>

Or contact:

John McKissick, Director
Center for Agribusiness and Economic Development
301 Lumpkin House
The University of Georgia
Athens, Georgia 30602
Phone (706)542-0760
caed@uga.edu

The University of Georgia and Fort Valley State University, and the U.S. Department of Agriculture and counties of the state cooperating. Cooperative Extension offers educational programs, assistance and materials to all people without regard to race, color, national origin, age, gender or disability.

An equal opportunity/affirmative action organization committed to a diverse work force.

Annual Report**AR 09-03****May, 2009**

Issued in furtherance of Cooperation Extension Acts of May 8 and June 30, 1914, the University of Georgia College of Agricultural and Environmental Sciences, and the U.S. Department of Agriculture cooperating.

J. Scott Angle
Dean and Director