



The Economic Importance of Food and Fiber

A Spotlight on Jasper County, Georgia

Prepared for
Jasper County Cooperative Extension
October, 2008

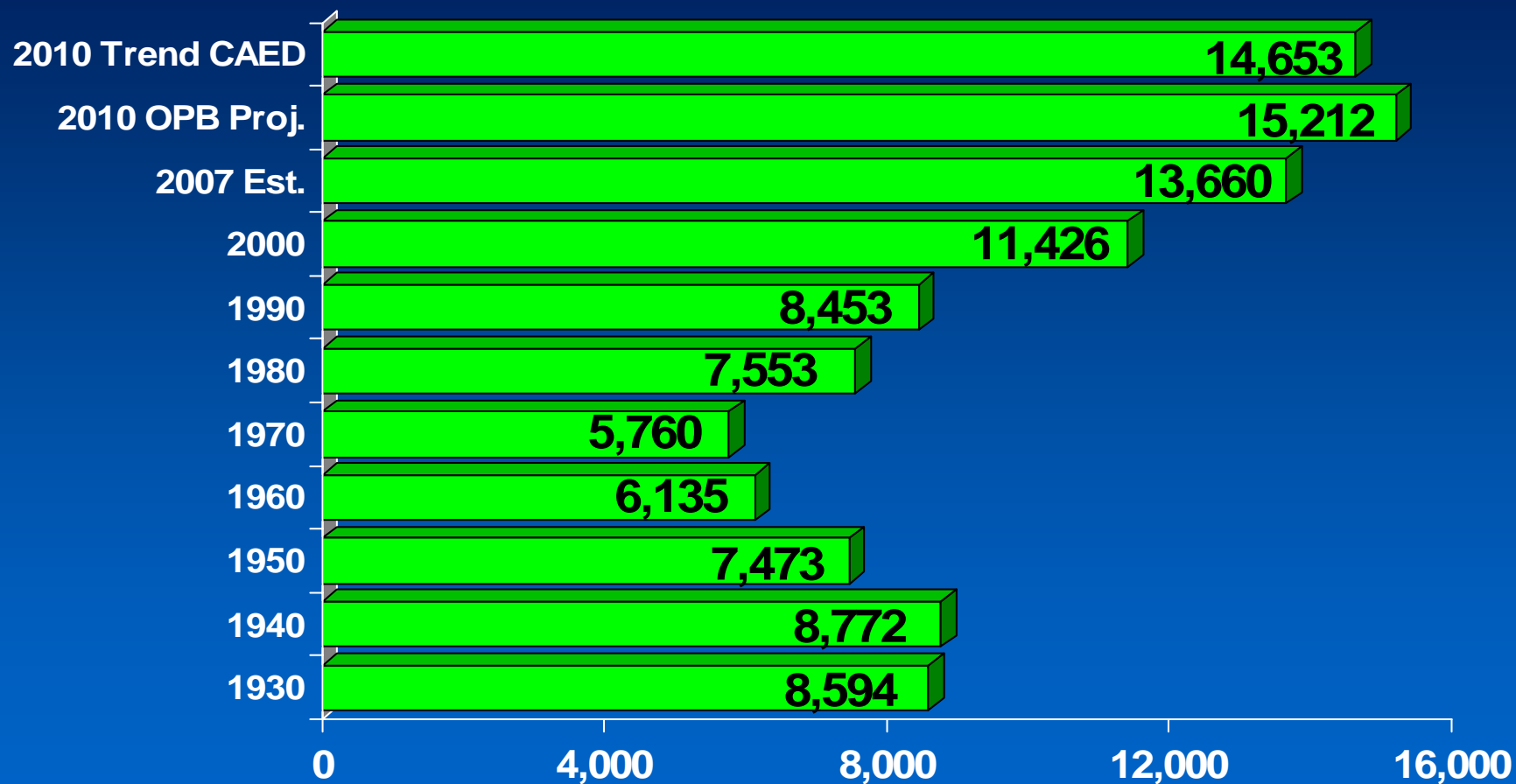
by:

The Center for Agribusiness
and Economic Development

College of Agricultural
and Environmental Sciences

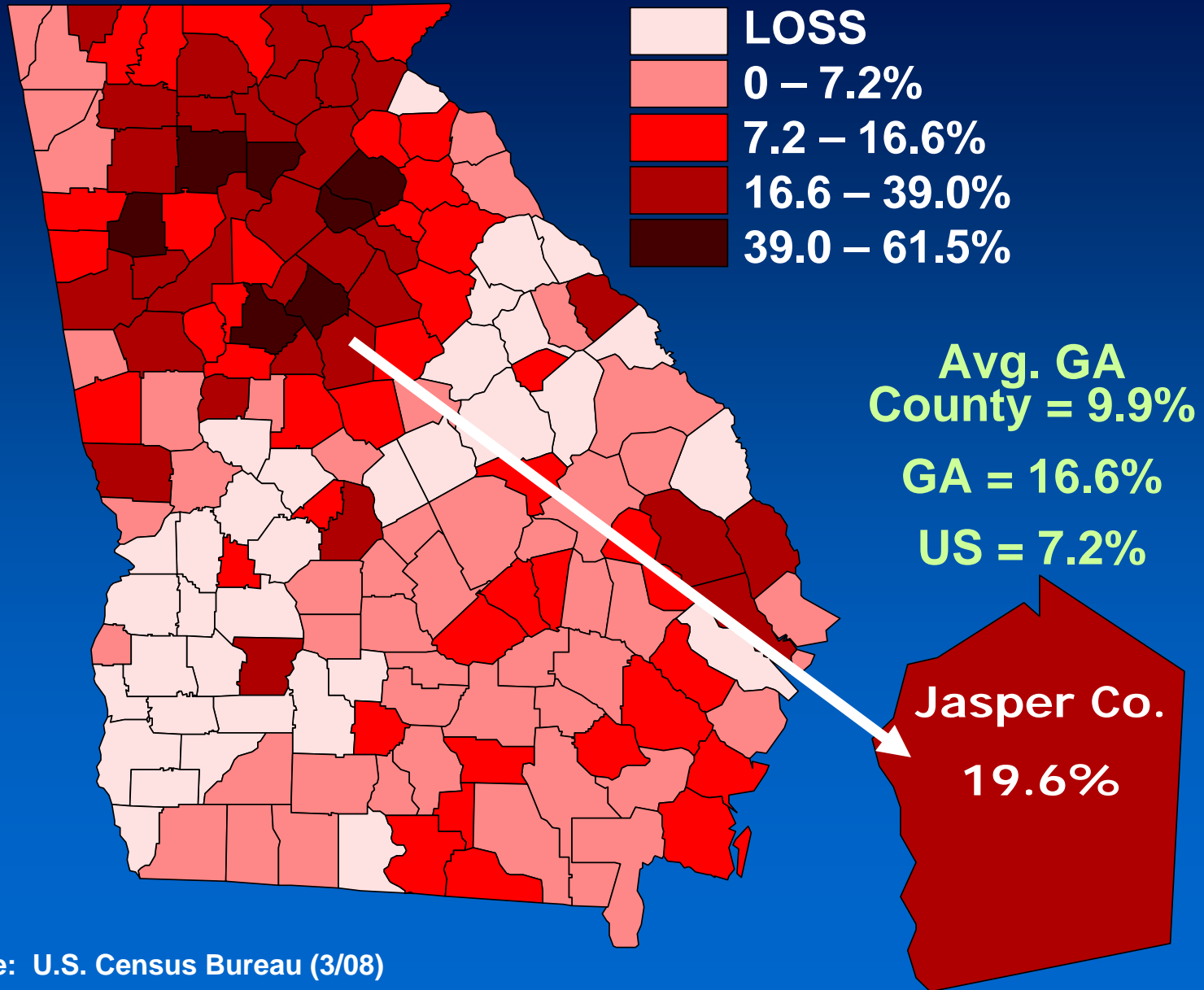
The University of Georgia

Total Population Jasper County



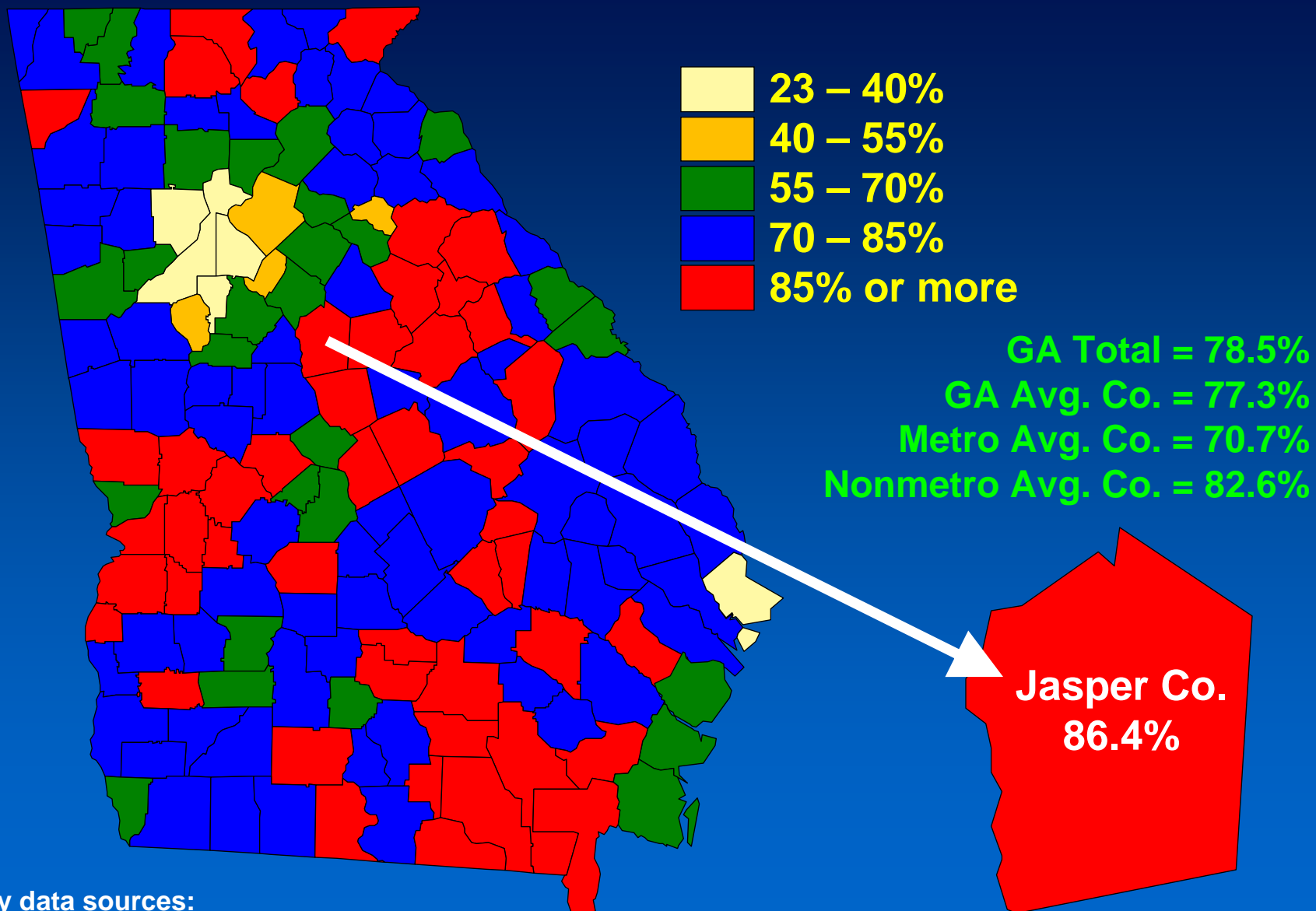
Primary data sources: U.S. Census Bureau, decennial censuses & estimate; OPB (State Office of Planning and Budget) CAED (Center for Agribusiness & Economic Development).

Population Change: 2000-2007



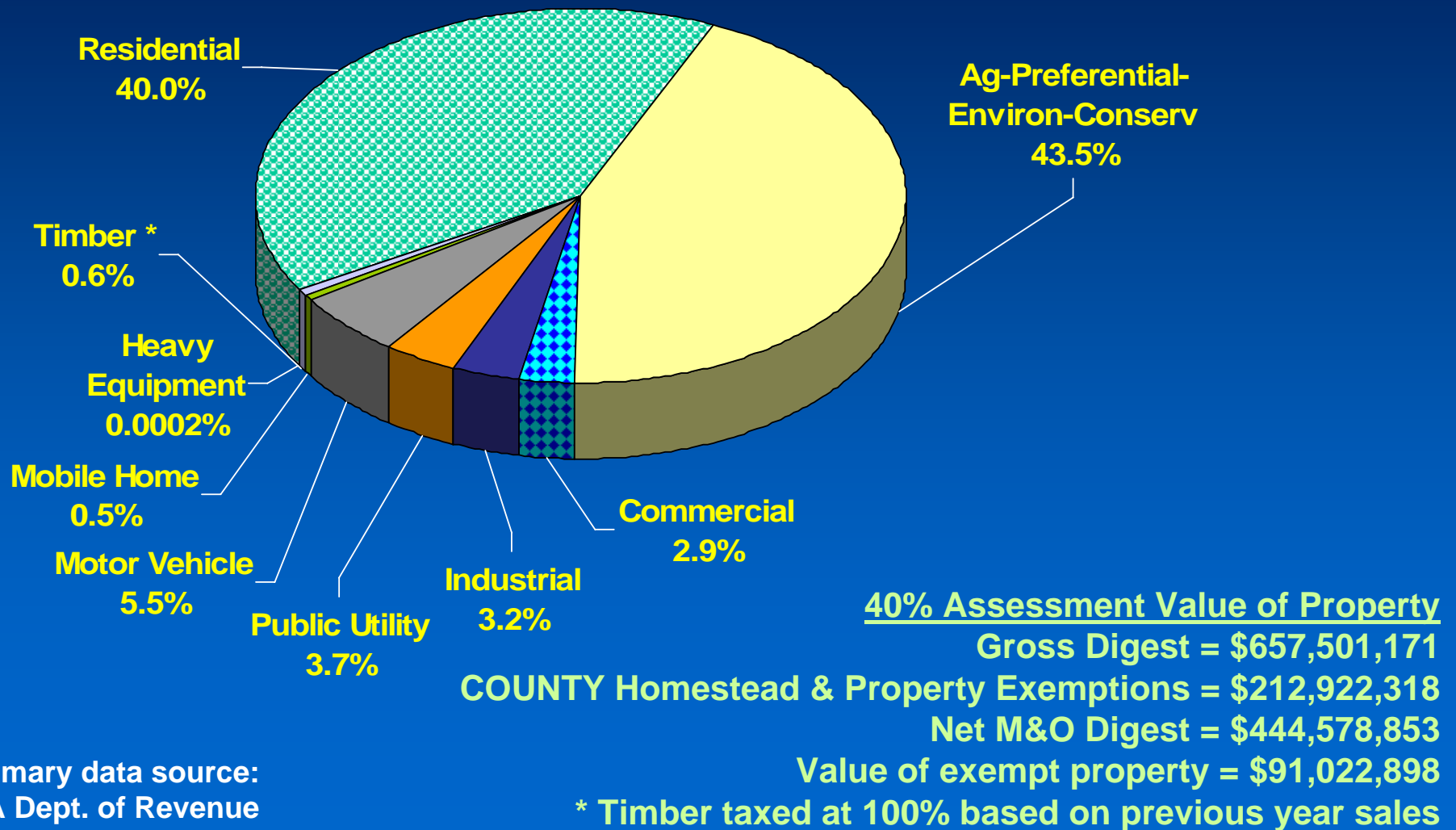
Primary data source: U.S. Census Bureau (3/08)

Percent of Land in Cropland & Forestland: 2002



Primary data sources:
U.S. Census of Agriculture, 2002
Forest Statistics for Georgia, 1997

Components of 2007 Property Tax Gross Digest Jasper County



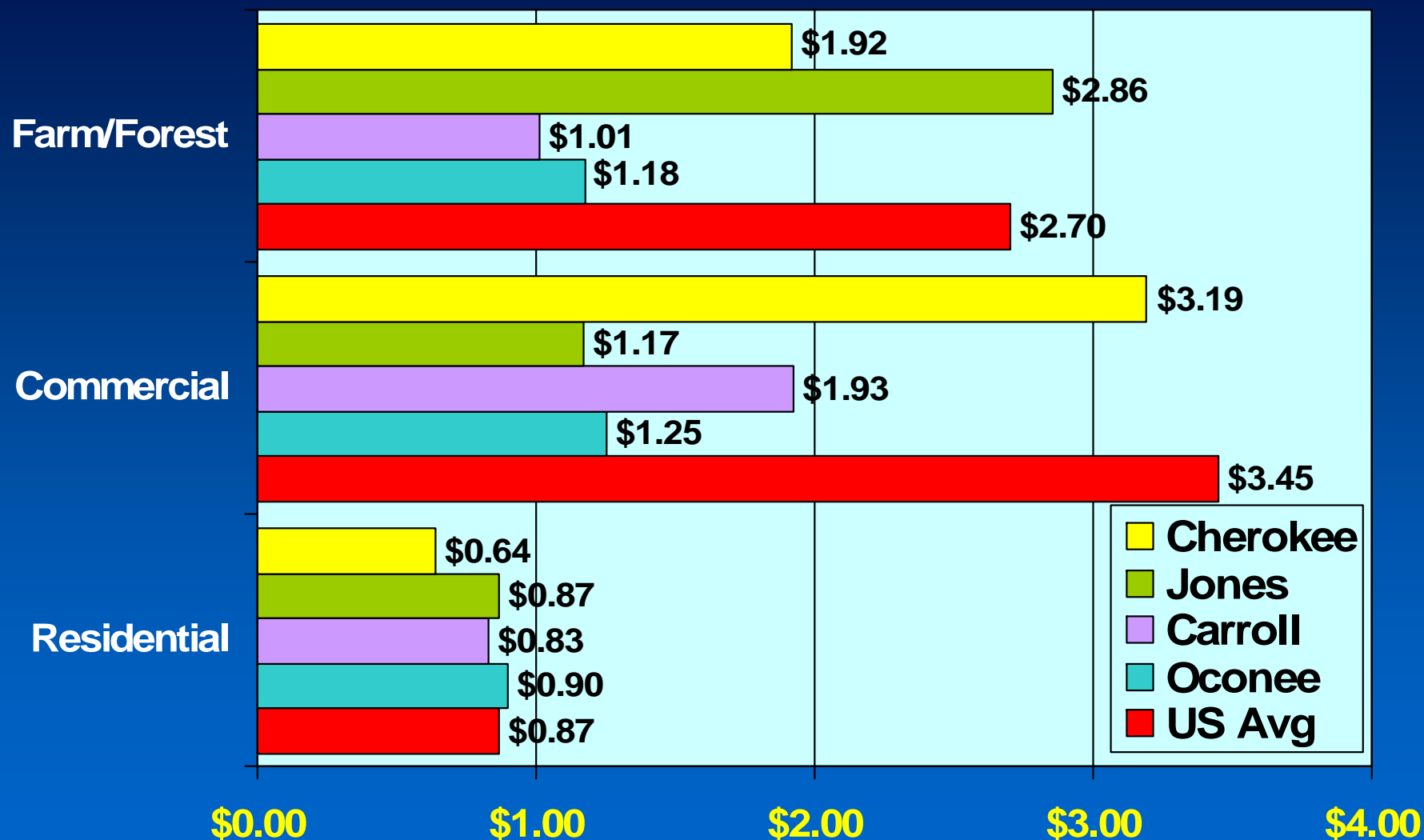
County Property Tax Digest Comparisons: 2007

County	% Residential	% Agricultural	% Commercial	% Industrial	% Utility	% Motor Veh	% Mobile Home	% Timber
JASPER	40.0	43.5	2.9	3.2	3.7	5.5	0.5	0.6
BUTTS	47.1	24.6	10.8	2.7	6.1	8.4	0.1	0.2
JONES	54.5	19.5	9.1	1.8	5.2	8.6	0.8	0.5
MONROE	36.9	10.8	6.1	1.1	38.5	5.6	0.6	0.4
MORGAN	31.6	47.0	10.4	4.9	1.6	3.8	0.5	0.2
NEWTON	63.3	6.2	9.2	12.3	1.7	7.0	0.1	0.02
Avg. GA Co.	42.4	23.8	12.7	7.0	5.0	7.2	1.1	.9

Primary data source: GA Dept. of Revenue

Revenue : Expenditure Ratios

\$ of Revenue for Each \$ of Expenditure

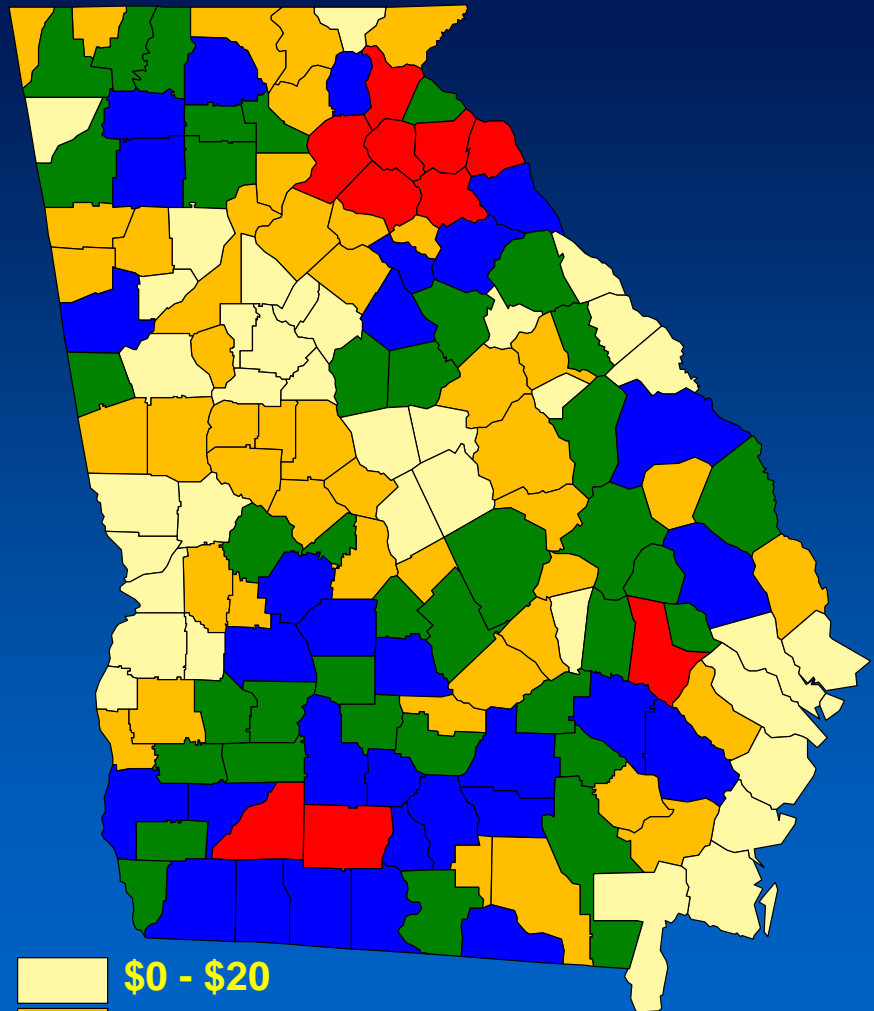
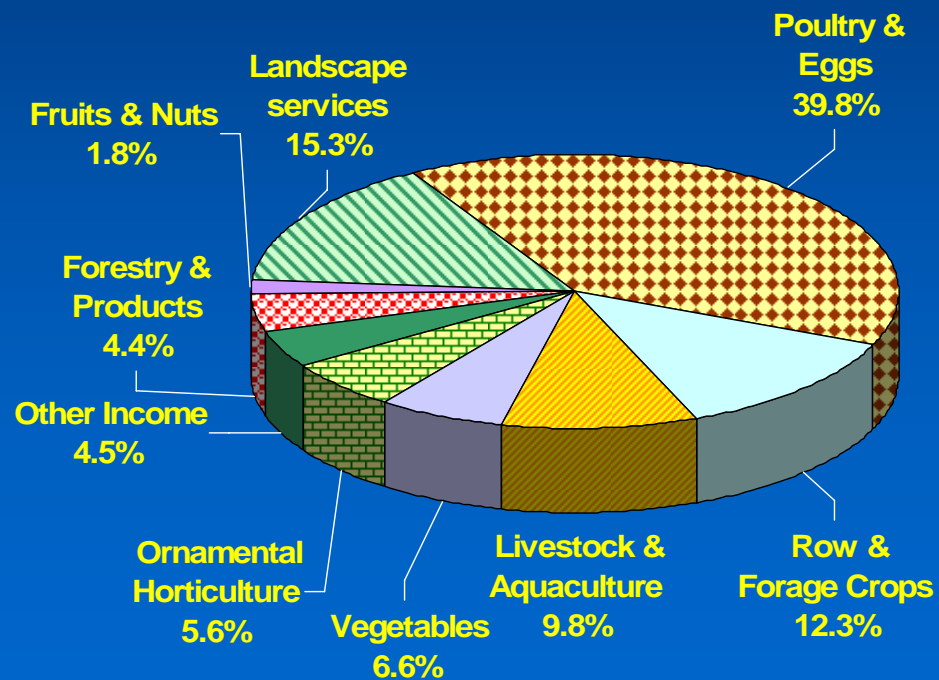


Agriculture in Georgia

- Georgia's 2007 Farm Gate Value was \$11.6 billion. Adding the value of landscape services increased the total agricultural production value to \$13.6 billion.
- Total food and fiber production and directly related businesses account for a \$59 billion *output impact* on Georgia's \$735 billion economy.

Production Agriculture: 2007

Georgia Total
Agricultural
Production Value
\$13.6 Billion



2007 Farm Gate
Value by County
in Millions of Dollars

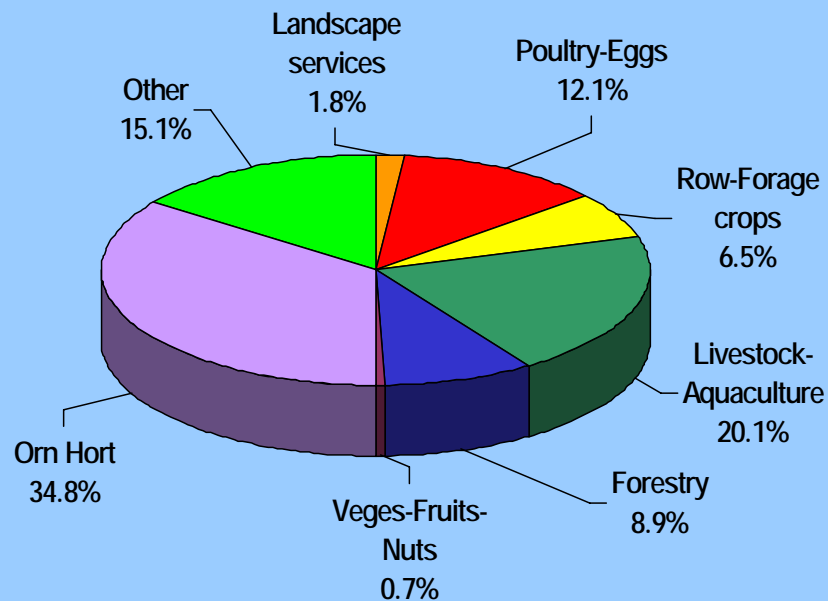
What We Know about Jasper County

- 2007 Farm Gate Value in Jasper Co. was \$44.7 million. Adding \$818 thousand of landscape services increased the total agricultural production value to \$45.5 million.
- The highest value commodity group was Ornamental Horticulture, representing 34.8% of the total agricultural production value.

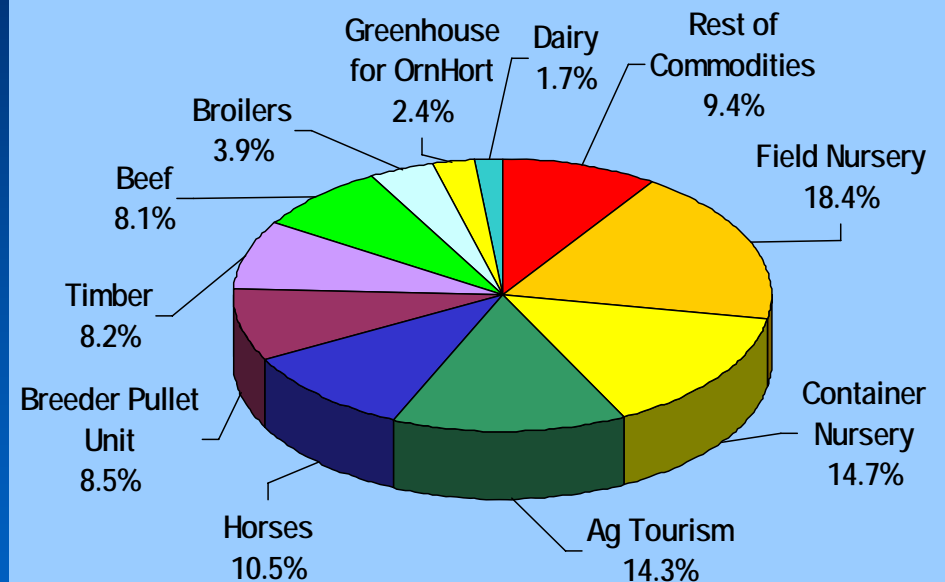
Jasper County

2007 Agricultural Production Value

2007 Agricultural Production



2007 Top Farm Gate Commodities

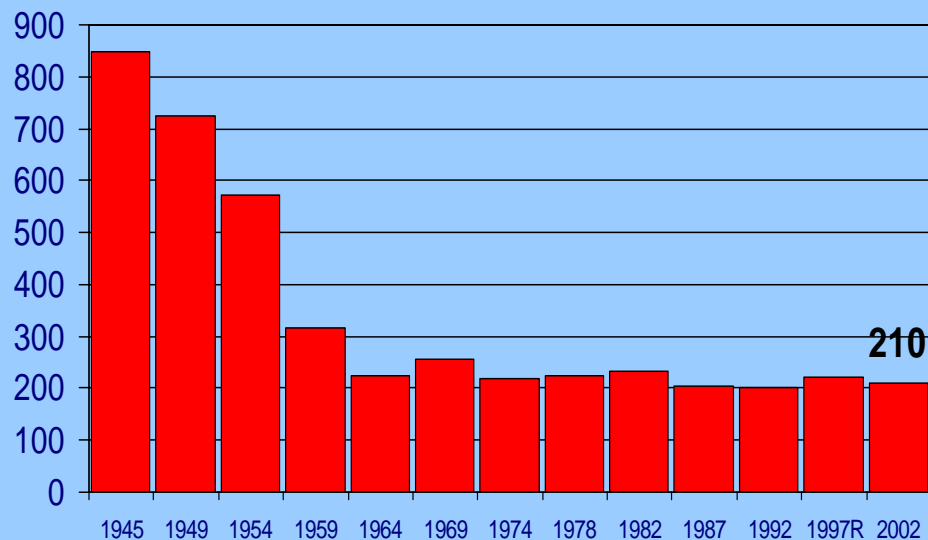


Total AG Value = \$45.5 million

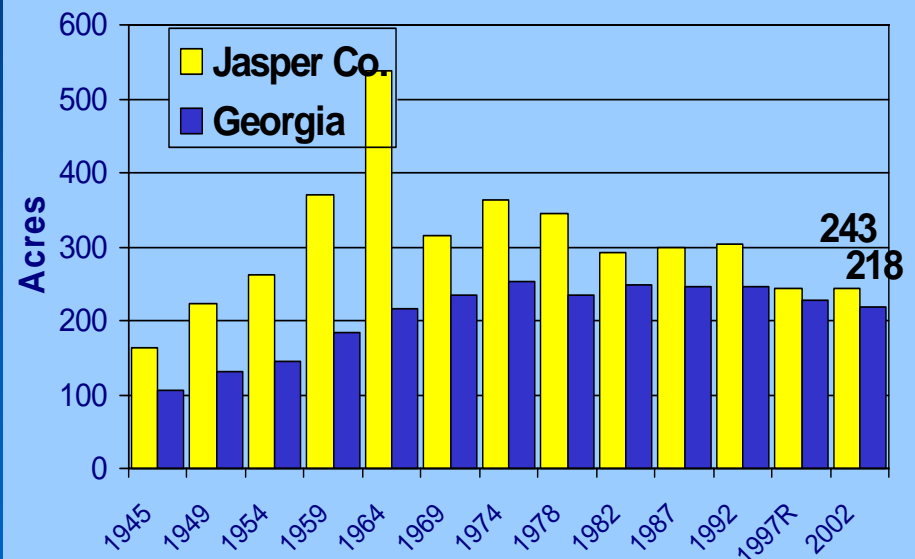
Trends in Jasper County:

Number of Farms & Average Farm Size

Number of Farms, Jasper County



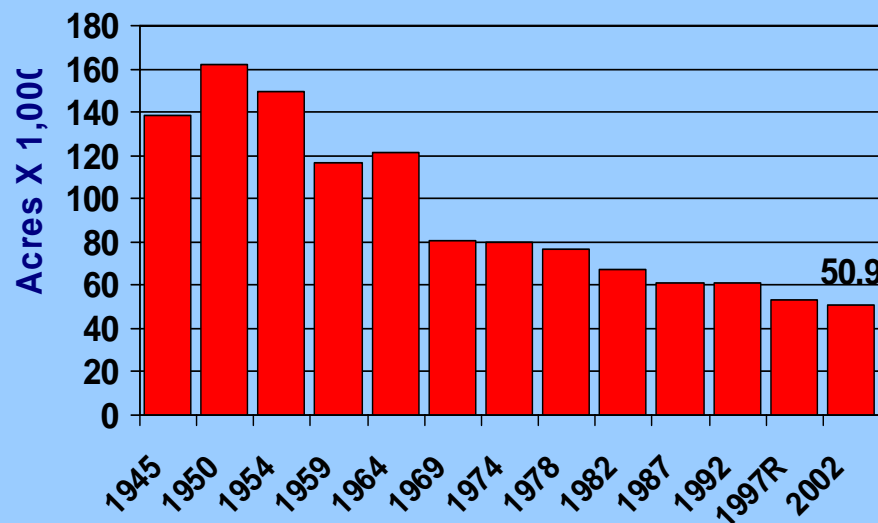
Average Farm Size



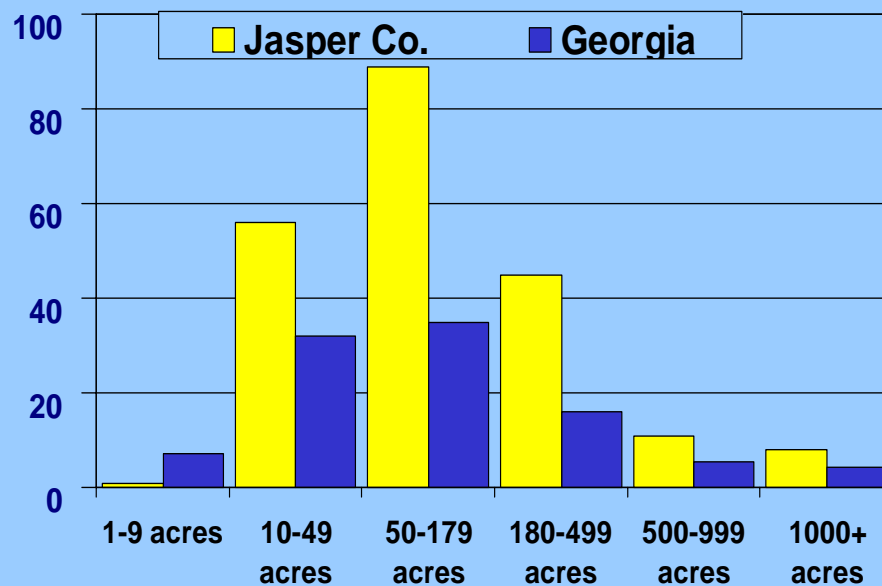
Source: 1945-2002 (quinquennial) Censuses of Agriculture

Trends in Jasper County: Land in Farms & Farms by Size

Land in Farms
Jasper County



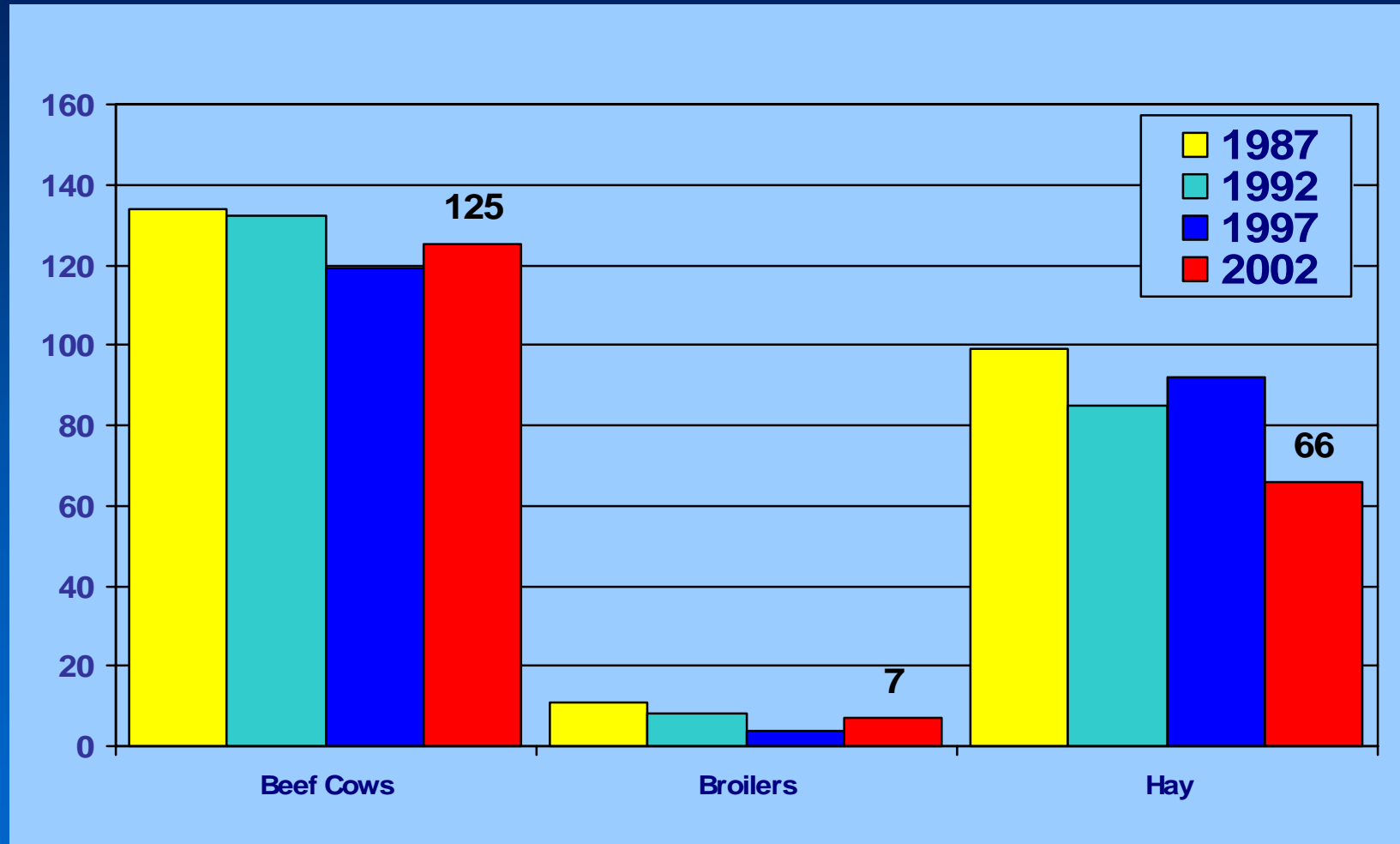
Percent of Farms by Size, 2002



Source: 1945-2002 (quinquennial) Censuses of Agriculture

Trends in Jasper County

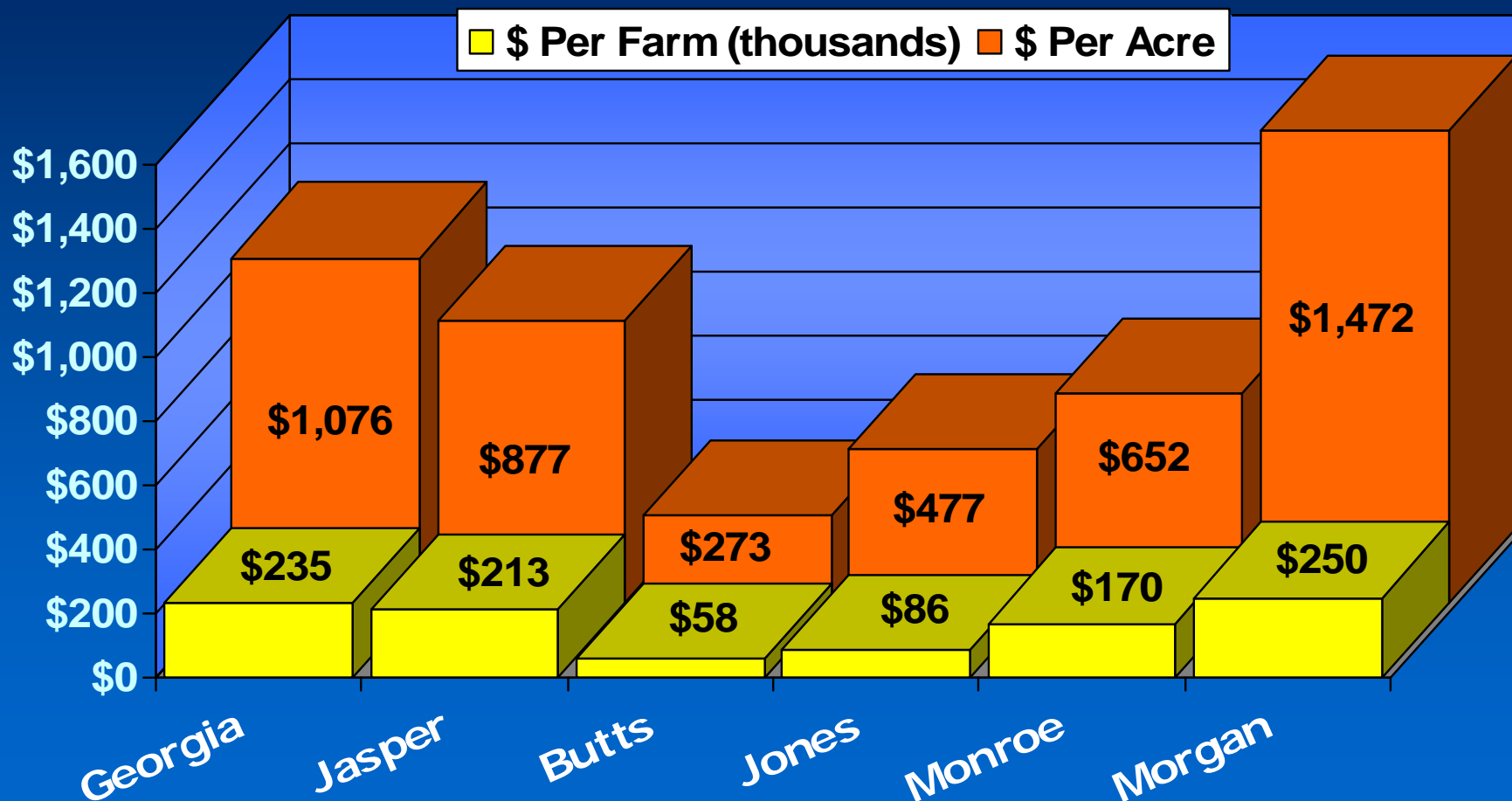
Number of Farms by Commodity



Source: 1987-2002 (quinquennial) Censuses of Agriculture

How Do We Compare ?

Georgia, Jasper and Surrounding Counties Farm Gate Value



Sources: [2002 Census of Agriculture](#) and [2007 Farm Gate Value Report](#)

What We Did

County Economy Modeled

- The Center for Agribusiness and Economic Development performed an analysis of the county's economy, focusing on the role of food and fiber.
- How much of the county's total current economic output comes from food and fiber production and directly related processing? (A Snapshot of the Economy)
- What is the total (direct and indirect) *Impact* of food and fiber production and directly related industries?

Jasper County Economy

Agriculture *OUTPUT*

	Output in \$ Millions	Percent
Agriculture	45.469	10.0
Mining	9.412	2.1
Construction	28.615	6.3
Manufacturing	242.364	53.0
Trans-Utilities-Info	8.421	1.8
Trade	11.977	2.6
Finance-Ins-RE	8.927	2.0
Services	41.593	9.1
Government	60.391	13.2

Total County Economic Output = \$457.2 million

Jasper County Economy

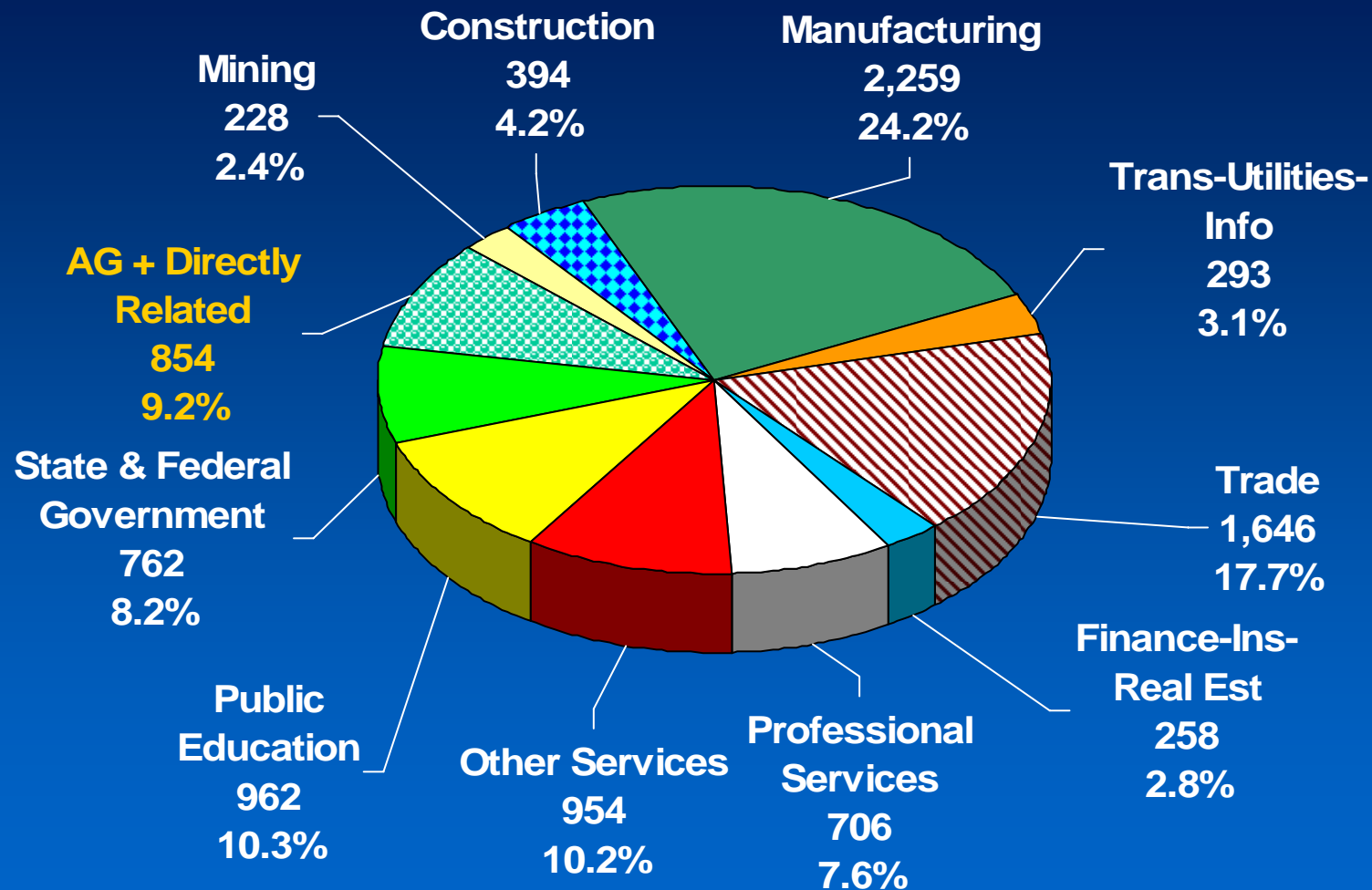
Agriculture + Directly Related Businesses *OUTPUT*

	Output in \$ Millions	Percent
Agriculture + Direct	80.381	17.6
Mining	9.412	2.1
Construction	28.615	6.3
Manufacturing	207.452	45.4
Trans-Utilities-Info	8.421	1.8
Trade	11.977	2.6
Finance-Ins-Real Est	8.927	2.0
Services	41.593	9.1
Government	60.391	13.2

Total County Economic Output = \$457.2 million

Jasper County Employment

Total Jobs = 9,314

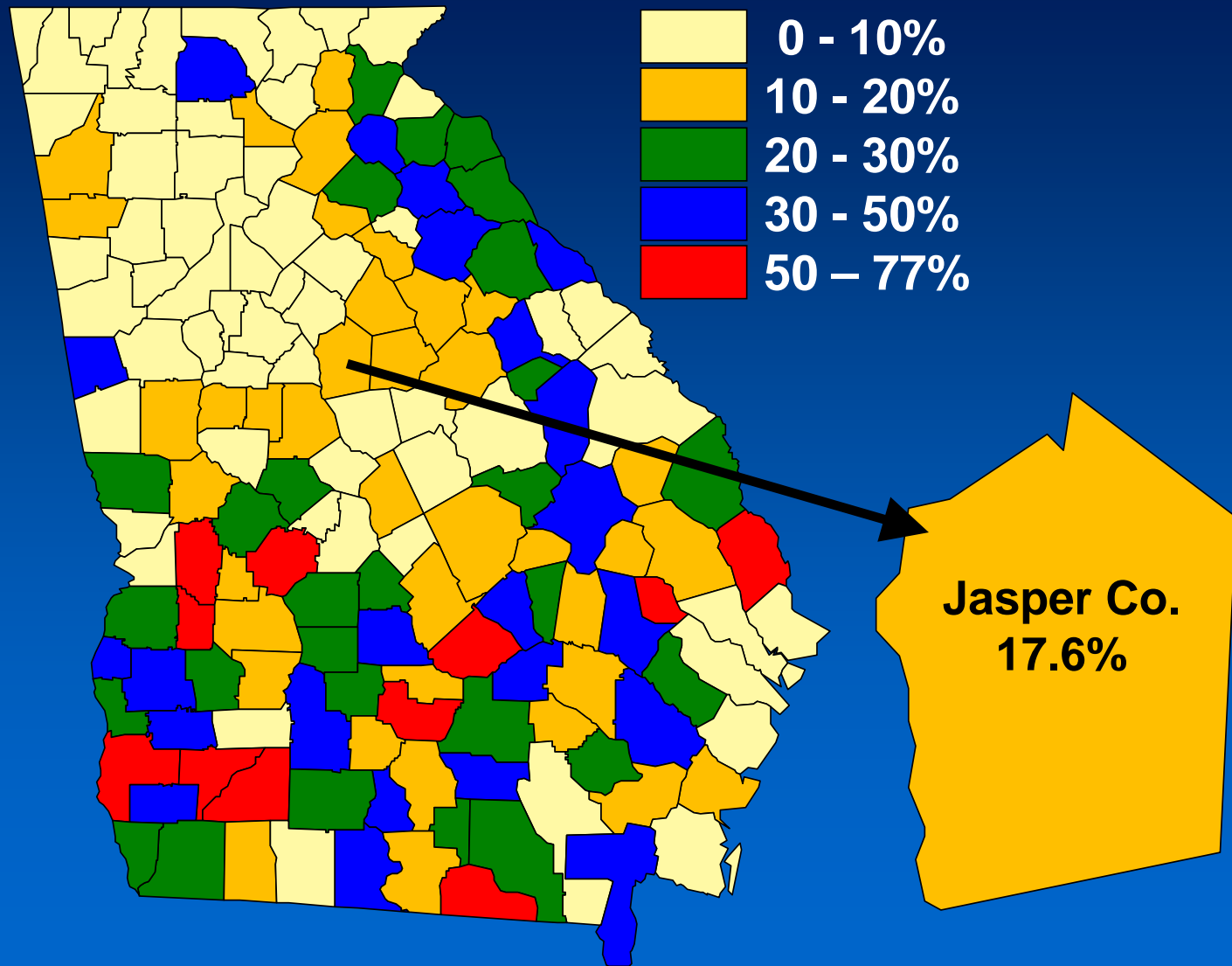


Primary data source: Center for Agribusiness & Economic Development, UGA

An Economic Snapshot of Jasper County

- How much of Jasper County's total economic output comes from food and fiber production?
- AG value alone of \$45.5 million consisting of Farm Gate Value and landscape services comprises 10% of the county's economy.
- AG plus directly related businesses (ex. sawmills, logging, fertilizer mixing, etc.) comprise 17.6% of the county's economy.

Food and Fiber Production and Directly Related Manufacturing as % of Total Output



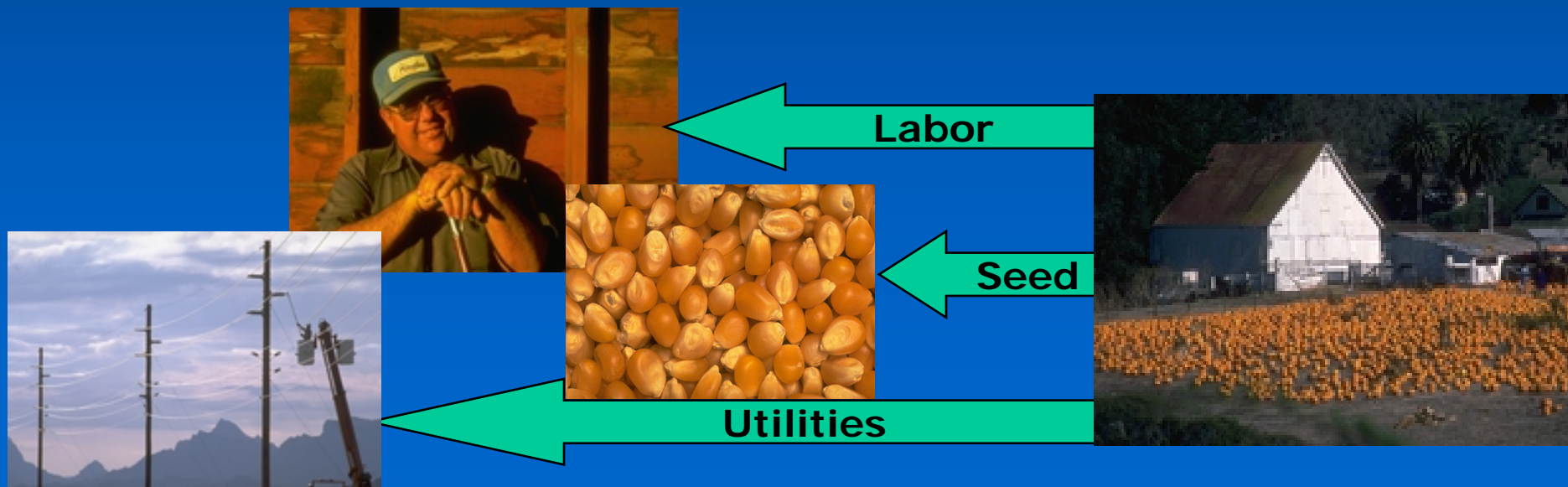
What is the Impact?

- What is the total (direct and indirect) *impact* of food and fiber production and directly related industries?
- This scenario illustrates how other industries are affected by the presence of food and fiber in the county. The indirect impacts measure output created due to food and fiber production and processing in the county.

What Impact Means:

A Brief Explanation

- The *impact* numbers capture the ripple effects that food and fiber create in the county's economy. Many other sectors rely in part on the existence of food and fiber for sales.



Jasper County

Agriculture *IMPACT*

	Direct \$ Millions	Indirect \$ Millions
Agriculture	45.469	0
Mining	0	.0006
Construction	0	.190
Manufacturing	0	.290
Trans-Utilities-Info	0	.4267
Trade	0	.499
Finance-Ins-Real Est	0	.514
Services	0	1.588
Government	0	1.615
Total	45.469	5.123

Total Impact of Production AG = \$50.6million
11.1% of total economy

Jasper County

Production Agriculture + Directly Related Businesses *IMPACT*

	Direct \$ Millions	Indirect \$ Millions
Agriculture + Direct	80.380	0
Mining	0	.004
Construction	0	.236
Manufacturing	0	.844
Trans-Utilities-Info	0	.711
Trade	0	.710
Finance-Ins-Real Est	0	.741
Services	0	2.332
Government	0	2.237
Total	80.381	7.814

Total Impact of AG + Directly Related = \$88.195 million
19.3% of total economy

Jasper County

Production Agriculture + Directly Related Industries Employment *IMPACT*

	Direct	Indirect
Agriculture + Direct	854	0
Mining	0	0
Construction	0	2
Manufacturing	0	4
Trans-Utilities-Info	0	7
Trade	0	13
Finance-Ins-Real Est	0	5
Services	0	48
Government	0	2

Total Impact of AG + Directly Related Employment = 934 Jobs
10% of total employment

What These Numbers Mean:

A Brief Explanation

- *Direct* impact is \$80.4 million. This includes food and fiber production, processing and directly related manufacturing.
- *Indirect* impact from the Trade sector is \$710 thousand. This captures the effects of farmers (direct source) buying supplies (seed, fertilizer, work boots) from local stores. These stores must increase their output to meet farmer demand.

What These Numbers Mean:

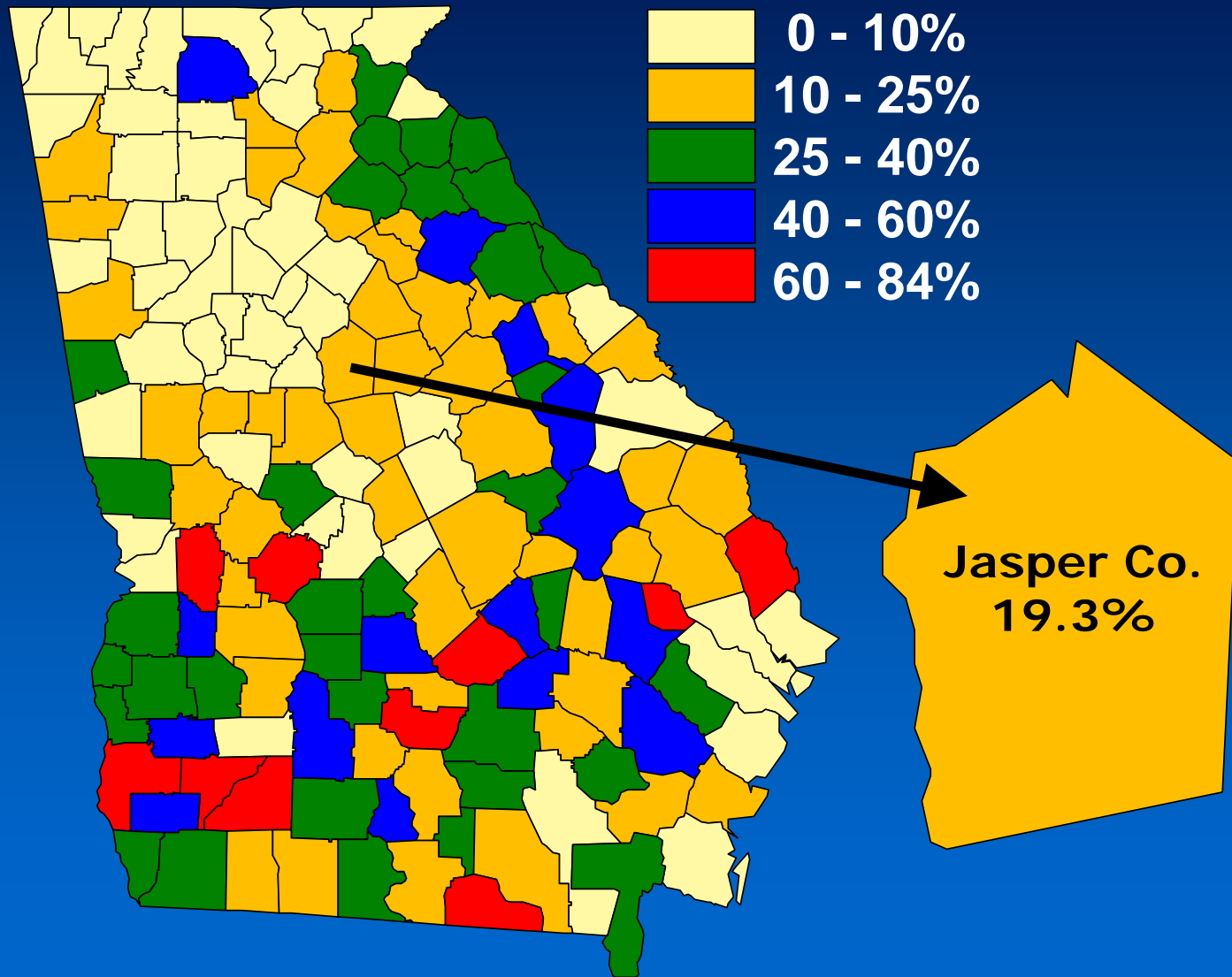
A Brief Explanation (continued)

- As local stores increase their output, they may demand more stock from local wholesalers (also in the Trade sector). Local wholesalers demand more from local manufacturers, thus increasing activity in the Manufacturing sector.
- Local stores also hire employees to assist farmers. They take home wages and buy groceries at the local store which increases demand there.

Jasper County Food and Fiber Impact Conclusions

- The total *impact* of food and fiber production, processing and direct manufacturing is \$88.2 million.
- The total county *output* is \$457 million.
- Thus, food and fiber (directly and indirectly) account for 19.3% of the total county output.

Food and Fiber Production and Directly Related Manufacturing *IMPACT* as % of Total Output



Contact Information

Prepared by:
Sue Boatright and Archie Flanders
Center for Agribusiness & Economic Development

*“Adding Value to Georgia's Agricultural Economy
Through Research and Extension”*

*To learn more about your county, go to:
<http://www.caed.uga.edu/>
...click on “Georgia Statistics System”*

**Special County Area Report
#08-29A
October, 2008**

