



The University of Georgia

College of Agricultural and Environmental Sciences

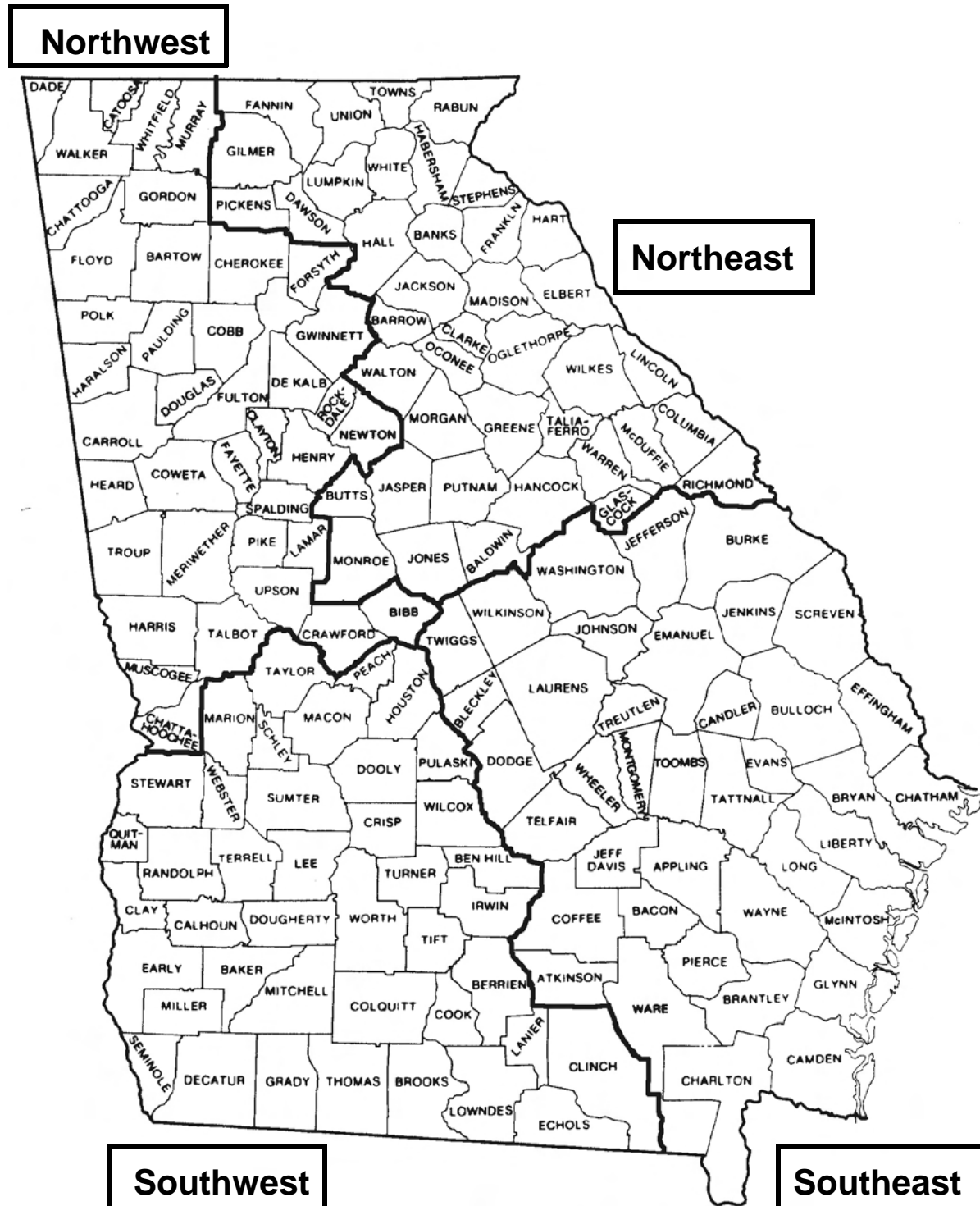
2005 Georgia Farm Gate Value Report

**Compiled by Susan R. Boatright and John C. McKissick
from information reported by Georgia Cooperative Extension
County Agents**

AR-06-01



Georgia Cooperative Extension Districts



The Center for Agribusiness and Economic Development is a unit of the College of Agricultural and Environmental Sciences, combining the missions of research and extension.

Acknowledgements

Special thanks to David Barber in the Center for Internet Imaging and Database Systems, College of Agricultural and Environmental Sciences, for his time and effort in the construction and maintenance of the Farm Gate database and website. Thanks also to Emily Olliff and David E. Bell for their assistance with editing and proofreading the document.

We appreciate the work of the Georgia Cooperative Extension Specialists who were consulted in the process of organizing this report along with the Georgia Cooperative Extension Agents and the Program Development Coordinators who provided information for the ***Farm Gate Value Report***.

A Comparison of Agricultural Data Sources

In addition to the *Farm Gate Value Report (Farm Gate Report)*, users of agricultural data in the State of Georgia have a variety of available resources including *Georgia Agricultural Facts (Ag Facts)*, and *The Census of Agriculture (Census)*. The Georgia Agricultural Statistics Service publishes *Ag Facts* annually. The *Census* is produced every five years by the United States Department of Agriculture. Georgia Cooperative Extension compiles the *Farm Gate Report* each spring. Since each of these reports measure different variables in different ways, it is likely that numbers taken from one report will not exactly match those from another report for similar commodities.

The *Farm Gate Report* relies exclusively on Cooperative Extension personnel to provide production information. Each year a survey is distributed to each county Extension office for completion by the county agent. For crops, individual agents are asked to supply county acreage and yields. A suggested price for each crop (determined by Extension specialists) is provided. The price for crops includes an adjustment for all government payments directly associated with the production of the crop and should provide a better indication of the value of the crop. Individual agents have the option of adjusting the price based on county conditions. For livestock, inventory numbers are requested and a formula is then applied to calculate average production for the year and value of production for the county.

Although *Ag Facts* also reports annual data, the types of data and sources differ from the *Farm Gate Report*. *Ag Facts* surveys a wide range of producers, farmers, agribusinesses and Extension personnel and conducts some field observations. Furthermore, while the *Farm Gate Report* focuses only on value of production data, not all of *Ag Facts* data is value of production. For some commodities, most notably livestock, sales or cash receipts are used instead. Cash receipts measure the value of marketings for the year, regardless of the year in which the commodity was produced. Another difference between the *Farm Gate Report* and *Ag Facts* is that the *Farm Gate Report* has county-level value of production data for all of its commodities. Finally, the *Farm Gate Report* contains some commodities which are unavailable in *Ag Facts*.

The *Census* differs from the *Farm Gate Report* mainly because of its publication schedule. However, there are a few other differences. Farms included in the *Census* must meet the definition of a farm marketing more than \$1,000 in a year and the *Census* contains sales data rather than value of production. The *Farm Gate Report* also has several commodities not listed in the *Census*.

Dear Farm Gate User:

We are pleased to present the *2005 Georgia Farm Gate Value Report (Farm Gate Report)*. The *Farm Gate Report* is compiled from a survey of Georgia Cooperative Extension County Agents and commodity specialists for the purpose of providing annual county-level information for the value of all food and fiber commodities grown in the state.



The *2005 Farm Gate Report* indicates that Georgia's agricultural production value continued to expand in 2005, but at a very modest pace. Vegetable prices were higher in 2005 than 2004 accounting for most of the 24% increase (up \$170 million) in the value of vegetable production. Fruit and nut production values were also higher with blueberries (up \$10 million) and pecan production (up \$40 million) showing the greatest gains. Cotton production and yields were good and, along with expanded peanut acreage, resulted in increased row and forage crop values. Cotton and peanuts contributed a combined \$155 million increase compared to 2004.

Other Income, which includes government payments, led the way in the 2005 rate of increase with a 41% gain over 2004. Though government payments (those not directly tied to production such as loan deficiency, etc.) rose by \$183 million (79%), this was offset by a \$37 million decrease in crop insurance, resulting in a net gain of \$146 million. In addition, ag-based and nature-based tourism grew by \$10 million.

Gains in vegetables, row crops, fruit and nuts, and other income were somewhat offset by a decline in the state's largest Farm Gate enterprise--poultry. Despite production expansion, price declines in 2005 resulted in a decrease in total poultry value of \$238 million from the 2004 value. Higher beef cattle prices resulting in higher beef production values were slightly offset by lower milk and pork production values, leaving the total livestock and aquaculture value of production essentially unchanged from 2004.

The distribution of farm value showed little change in 2005 with eight of the top ten 2004 counties repeating in 2005. However, row crop and vegetable counties in southwest Georgia gained on the poultry-heavy counties of northeast Georgia. The top ten commodities in 2005 were the same as the previous year. Peanuts moved ahead of horses and eggs in the 2005 rankings and represents the only change in Georgia's top ten enterprises ranked by production value.

We hope that the *2005 Georgia Farm Gate Value Report* will be a useful reference tool for you. This data may be accessed online at the *Georgia Statistics System* web site – www.georgiastats.uga.edu – and in Adobe® Acrobat® format at the Center website – www.caed.uga.edu

Sincerely,

A handwritten signature in black ink that reads "John C. McKissick".

John C. McKissick
Professor and Center Director

A handwritten signature in black ink that reads "Susan R. Boatright".

Susan R. Boatright
Research Coordinator

TABLE OF CONTENTS

Georgia Cooperative Extension Districts Map	i
Acknowledgements; A Comparison of Agricultural Data Sources	ii
Letter to Farm Gate Users	iii
STATE SUMMARIES	
Agricultural Commodity Rankings	1
Annual Comparison of Farm Gate Value by Commodity, 1999-2005	2
Top Ten Agricultural Commodities and Farm Gate Value by Commodity Group, graphs	3
Summary Tables	4-5
Farm Gate <u>GROWER</u> Value by County	6
Farm Gate <u>TOTAL</u> Value by County	7
MAPS BY COMMODITY GROUP	
Total Farm Gate Value; Farm Gate Grower Value	8
Row & Forage Crops, Fruits & Nuts	9
Vegetables; Ornamental Horticulture	10
Forestry & Products; Livestock & Aquaculture	11
Poultry & Eggs; Ag-Based & Nature-Based Tourism and Other Income	12
ROW & FORAGE CROPS by County	13-42
Barley	14-15
Corn	16-17
Cotton	18-19
Hay	20-21
Oats	22-23
Peanuts	24-25
Rye	26-27
Silage	28-29
Sorghum	30-31
Soybeans	32-33
Straw	34-35
Tobacco	36-37
Wheat	38-39
Miscellaneous Row & Forage Crops	40-41
Total Row & Forage Crops	42
FRUITS & NUTS by County	43-60
Apples	44-45
Blackberries	46-47
Blueberries	48-49
Grapes	50-51
Peaches	52-53
Pecans	54-55
Strawberries	56-57
Miscellaneous Fruits & Nuts	58-59
Total Fruits & Nuts	60
VEGETABLES by County	61-96
Bell Peppers	62-63
Cabbage	64-65
Cantaloupe	66-67
Cucumbers	68-69
Eggplant	70-71
Greens (collards, kale, lettuce, mustard, spinach, turnip greens)	72-73
Okra	74-75
Onions	76-77
Other Peppers (banana, hot)	78-79
Other Vegetables	80-81
Snap Beans	82-83

TABLE OF CONTENTS

Southern Peas	84-85
Squash (yellow, winter)	86-87
Sweet Corn	88-89
Tomato	90-91
Watermelon	92-93
Zucchini	94-95
Total Vegetables	96
ORNAMENTAL HORTICULTURE by County	97-108
Container Nursery	98-99
Field Nursery	100-101
Greenhouse	102-103
Turfgrass	104-105
Miscellaneous Ornamental Horticulture	106-107
Total Ornamental Horticulture	108
FORESTRY & PRODUCTS by County	109-118
Christmas Trees	110-111
Pine Straw	112-113
Timber	114-115
Miscellaneous Forestry	116-117
Total Forestry & Products	118
LIVESTOCK & AQUACULTURE by County	119-148
Beef Cattle Finished Outside County	120-121
Beef Cows	122-123
Beef Stockers	124-125
Catfish	126-127
Dairy	128-129
Goats	130-131
Horses—Boarding, Breeding & Training	132-133
Horses—Raised	134-135
Pork—Farrow to Finish	136-137
Pork—Feeder	138-139
Pork—Finishing	140-141
Quail	142-143
Sheep	144-145
Miscellaneous Livestock	146-147
Total Livestock & Aquaculture	148
POULTRY & EGGS by County	149-166
Broiler Grower	150-153
Broiler Integrator	154-157
Breeder Pullet Units	158-159
Hatching Layers	160-161
Table Layers	162-163
Miscellaneous Poultry/Eggs	164-165
Total Poultry & Eggs	166
AG-BASED & NATURE-BASED TOURISM and OTHER INCOME by County	167-182
Ag-Based & Nature-Based Tourism	168-169
Crop Insurance	170-171
Government Payments	172-173
Hunting Leases—Deer	174-175
Hunting Leases—Duck	176-177
Hunting Leases—Turkey	178-179
Miscellaneous Other Income	180-181
Total Agritourism & Other Income	182

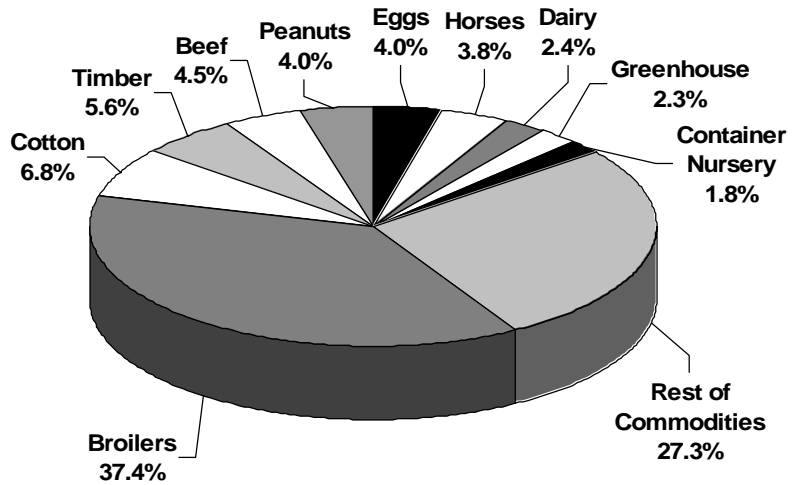
2005 Georgia Agricultural Commodity Rankings

<u>Rank</u>	<u>Commodity</u>	<u>Farm Gate Value</u>	<u>% of GA Total</u>
1	Broilers	\$3,956,712,295	37.40%
2	Cotton	\$723,281,813	6.84%
3	Timber	\$588,139,996	5.56%
4	Beef	\$474,501,120	4.48%
5	Peanuts	\$423,053,656	4.00%
6	Eggs	\$422,557,273	3.99%
7	Horses	\$403,510,500	3.81%
8	Dairy	\$258,096,212	2.44%
9	Greenhouse	\$245,911,757	2.32%
10	Container Nursery	\$195,317,420	1.85%
11	Hay	\$162,220,680	1.53%
12	Pecans	\$161,202,875	1.52%
13	Turfgrass	\$150,965,177	1.43%
14	Onions	\$125,473,184	1.19%
15	Watermelon	\$119,775,186	1.13%
16	Breeder Pullet Unit	\$118,936,212	1.12%
17	Sweet Corn	\$112,002,609	1.06%
18	Hunting Leases - Deer	\$105,079,836	0.99%
19	Field Nursery	\$100,022,885	0.95%
20	Pork	\$97,711,785	0.92%
21	Bell Peppers	\$86,683,193	0.82%
22	Corn	\$84,483,442	0.80%
23	Tomato	\$80,631,892	0.76%
24	Misc. Vegetables	\$59,979,144	0.57%
25	Blueberries	\$59,387,913	0.56%
26	Cucumbers	\$58,475,982	0.55%
27	Greens	\$52,685,816	0.50%
28	Snap Beans	\$46,223,229	0.44%
29	Tobacco	\$45,108,950	0.43%
30	Nature-based tourism	\$48,802,408	0.46%
31	Cabbage	\$43,633,449	0.41%
32	Pine Straw	\$38,513,030	0.36%
33	Wheat	\$37,759,898	0.36%
34	Cantaloupe	\$35,673,003	0.34%
35	Squash	\$32,828,324	0.31%
36	Soybeans	\$32,589,312	0.31%
37	Silage	\$26,232,320	0.25%
38	Peaches	\$24,406,425	0.23%
39	Straw	\$22,986,765	0.22%
40	Rye	\$21,160,210	0.20%
41	Ag-based tourism	\$23,492,495	0.22%
42	Quail	\$17,638,664	0.17%
43	Goats	\$12,498,931	0.12%
44	Zucchini	\$11,558,512	0.11%
45	Eggplant	\$10,482,128	0.10%
46	Christmas Trees	\$9,166,875	0.087%
47	Southern Peas	\$9,073,450	0.086%
48	Other Peppers	\$8,965,901	0.085%
49	Grapes	\$7,150,995	0.068%
50	Catfish	\$6,326,052	0.060%
51	Oats	\$5,757,752	0.054%
52	Strawberries	\$5,548,358	0.052%
53	Hunting Leases - Turkey	\$5,202,700	0.049%
54	Blackberries	\$4,658,861	0.044%
55	Apples	\$4,084,600	0.039%
56	Sorghum	\$3,245,022	0.031%
57	Okra	\$1,898,793	0.018%
58	Hunting Leases - Duck	\$1,896,650	0.018%
59	Sheep	\$680,931	0.006%
60	Barley	\$119,115	0.001%
	Other miscellaneous	\$73,002,083	0.69%
	Government Payments	\$416,886,385	3.94%
	Crop Insurance	\$57,839,288	0.55%
2005 Total Farm Gate Value		\$10,579,891,717	

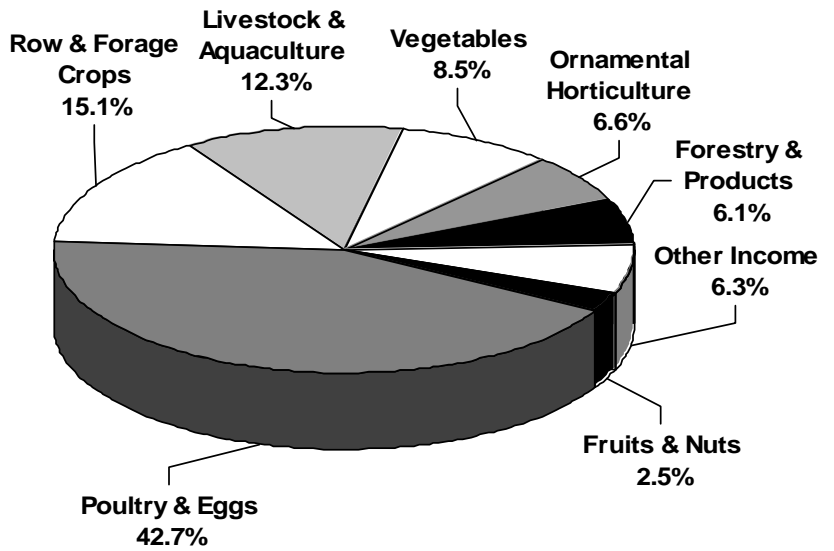
Annual Comparison of Farm Gate Value by Commodity

Commodity	1999	2000	2001	2002	2003	2004	2005
Ag-based Tourism	--	--	--	--	\$20,169,599	\$19,656,219	\$23,492,495
Apples	\$9,917,230	\$6,866,602	\$5,394,546	\$5,658,128	\$5,805,792	\$4,350,947	\$4,084,600
Barley	\$115,177	\$132,849	\$234,546	\$149,097	\$135,886	\$79,442	\$119,115
Beef Cows	\$229,272,541	\$281,805,942	\$280,056,599	\$242,784,095	\$281,646,725	\$348,178,428	\$371,718,560
Beef Stockers	\$61,221,216	\$69,963,822	\$76,185,302	\$63,644,445	\$73,437,066	\$83,514,300	\$85,140,990
Beef Finished Outside Co.	\$10,853,250	\$11,019,175	\$7,845,840	\$11,082,470	\$13,411,020	\$16,008,720	\$17,641,570
Blackberries	--	--	--	--	--	\$3,407,798	\$4,658,861
Blueberries	\$12,154,563	\$22,024,044	\$23,134,258	\$29,627,829	\$26,697,575	\$48,568,600	\$59,387,913
Breeder Pullet Unit	N/A	\$126,328,440	\$115,735,080	\$112,677,600	\$117,642,000	\$110,563,200	\$118,936,212
Broilers	\$2,840,730,923	\$2,821,451,502	\$3,156,772,488	\$3,227,408,663	\$3,344,564,819	\$4,193,664,497	\$3,956,712,295
Catfish	\$5,756,487	\$5,488,959	\$5,326,638	\$6,586,589	\$6,243,911	\$5,125,904	\$6,326,052
Christmas Trees	N/A	\$7,300,840	\$6,894,432	\$10,537,125	\$9,996,250	\$9,701,250	\$9,166,875
Corn	\$83,012,523	\$77,003,242	\$78,577,065	\$99,558,668	\$115,988,586	\$126,880,838	\$84,483,442
Cotton	\$584,524,694	\$618,817,220	\$753,586,231	\$501,727,753	\$804,350,843	\$608,569,503	\$723,281,813
Crop Insurance	\$137,977,480	\$122,409,517	\$65,634,396	\$112,683,572	\$43,069,079	\$94,330,894	\$57,839,288
Dairy	\$281,459,970	\$254,294,780	\$285,322,028	\$245,914,009	\$240,314,453	\$296,133,270	\$258,096,212
Eggs	\$496,537,914	\$399,145,213	\$403,173,998	\$399,915,864	\$482,957,791	\$439,339,587	\$422,557,273
Goats	\$4,116,244	\$4,512,069	\$6,647,306	\$7,687,000	\$7,820,750	\$10,106,250	\$12,498,931
Government Payments	\$282,328,761	\$278,485,126	\$301,748,197	\$672,687,500	\$542,774,168	\$233,603,676	\$416,886,385
Grapes	\$3,899,244	\$6,890,378	\$6,198,274	\$6,241,945	\$6,355,525	\$7,378,613	\$7,150,995
Greenhouses	\$145,219,333	\$184,854,763	\$179,587,890	\$236,478,664	\$252,070,467	\$234,370,649	\$245,911,757
Hay	\$89,440,125	\$97,443,576	\$115,126,084	\$129,412,928	\$136,971,313	\$137,567,008	\$162,220,680
Hogs, Farrow to Finish	\$75,763,194	\$52,839,518	\$49,943,891	\$34,808,279	\$30,042,110	\$34,068,132	\$33,756,713
Hogs, Feeder Pigs	\$16,380,650	\$16,798,590	\$29,788,200	\$22,064,025	\$23,772,398	\$37,803,060	\$36,191,480
Hogs, Finishing Only	\$18,286,787	\$22,376,605	\$26,268,368	\$23,166,466	\$25,593,602	\$32,839,686	\$27,763,593
Horses	\$70,837,700	\$169,977,000	\$184,883,000	\$247,574,000	\$376,252,500	\$388,243,500	\$403,510,500
Hunting leases -Deer	\$61,119,824	\$71,191,328	\$74,018,652	\$73,295,452	\$70,749,506	\$70,108,604	\$105,079,836
Hunting leases -Duck	\$432,750	\$682,500	\$783,450	\$913,130	\$1,167,130	\$1,696,250	\$1,896,650
Hunting leases -Turkey	\$1,951,193	\$3,486,936	\$4,039,896	\$4,322,936	\$4,619,680	\$4,243,080	\$5,202,700
Miscellaneous (All)	\$188,402,062	\$91,743,386	\$94,831,008	\$86,705,962	\$88,107,121	\$59,833,984	\$73,002,083
Nature-based Tourism	--	--	--	--	\$42,712,819	\$42,801,682	\$48,802,408
Nursery - Field	\$82,718,958	\$58,842,159	\$56,550,850	\$71,216,736	\$71,747,375	\$94,016,650	\$100,022,885
Nursery - Container	\$49,810,700	\$155,665,050	\$156,204,820	\$169,155,750	\$171,569,313	\$184,191,875	\$195,317,420
Oats	\$2,901,927	\$4,378,925	\$9,642,382	\$10,574,566	\$10,915,237	\$5,736,473	\$5,757,752
Peaches	\$32,148,170	\$39,864,643	\$47,200,222	\$49,852,368	\$48,366,895	\$36,307,471	\$24,406,425
Peanuts	\$383,126,435	\$399,615,889	\$426,093,932	\$232,193,157	\$364,846,048	\$380,304,321	\$423,053,656
Pecans	\$103,250,994	\$129,204,166	\$75,870,855	\$45,814,273	\$69,246,230	\$121,145,069	\$161,202,875
Pine Straw	N/A	\$15,563,253	\$17,507,865	\$22,370,165	\$25,023,240	\$29,232,640	\$38,513,030
Quail	N/A	\$8,712,108	\$8,996,353	\$9,632,100	\$14,776,630	\$25,994,640	\$17,638,664
Rye	\$16,587,099	\$14,406,249	\$19,927,265	\$23,553,092	\$19,311,541	\$17,853,263	\$21,160,210
Sheep	N/A	\$381,150	\$446,338	\$540,838	\$500,800	\$685,850	\$680,931
Silage	\$11,731,238	\$14,849,158	\$21,266,205	\$36,025,295	\$28,043,879	\$28,406,268	\$26,232,320
Sorghum	\$3,527,274	\$3,093,190	\$4,041,172	\$4,336,179	\$5,324,811	\$4,137,937	\$3,245,022
Soybeans	\$25,385,705	\$22,924,914	\$23,998,817	\$19,980,989	\$47,539,011	\$62,111,607	\$32,589,312
Straw	N/A	\$13,507,534	\$19,007,123	\$19,395,801	\$23,764,293	\$22,422,110	\$22,986,765
Strawberries	\$761,097	\$3,797,133	\$4,023,330	\$4,492,716	\$3,839,020	\$3,915,302	\$5,548,358
Timber	\$737,071,537	\$690,026,490	\$585,346,776	\$561,667,326	\$547,412,058	\$562,311,462	\$588,139,996
Tobacco	\$115,357,591	\$120,363,272	\$121,883,410	\$110,267,030	\$116,501,147	\$94,435,452	\$45,108,950
Turfgrass	\$138,439,470	\$105,562,782	\$112,789,421	\$122,182,594	\$151,078,503	\$140,739,382	\$150,965,177
Vegetables - Bell Peppers	\$49,545,810	\$49,555,238	\$43,617,980	\$57,905,678	\$87,133,360	\$60,182,192	\$86,683,193
Vegetables - Cabbage	\$20,697,206	\$29,976,593	\$31,359,622	\$39,226,040	\$46,027,419	\$27,559,145	\$43,633,449
Vegetables - Cantaloupe	N/A	\$18,910,800	\$19,078,683	\$25,085,474	\$37,944,095	\$28,742,666	\$35,673,003
Vegetables - Carrots	\$12,172,866	\$12,852,525	\$25,796,788	\$11,590,470	\$8,336,941	\$12,608,711	N/A
Vegetables - Cucumbers	\$48,240,900	\$55,799,678	\$43,243,406	\$48,314,695	\$69,996,808	\$50,470,867	\$58,475,982
Vegetables - Eggplant	\$8,431,620	\$12,198,810	\$15,867,500	\$9,930,587	\$19,487,687	\$9,866,609	\$10,482,128
Vegetables - Greens	\$17,156,976	\$31,073,566	\$38,752,257	\$45,847,381	\$66,853,339	\$51,122,471	\$52,685,816
Vegetables - Okra	\$2,653,460	\$2,165,080	\$2,183,914	\$891,816	\$1,313,286	\$1,066,906	\$1,898,793
Vegetables - Onions	\$84,333,682	\$94,487,900	\$82,559,218	\$70,459,800	\$104,274,770	\$108,651,263	\$125,473,184
Vegetables - Other Peppers	N/A	\$7,957,725	\$7,772,850	\$10,271,990	\$8,944,678	\$9,075,107	\$8,965,901
Vegetables - Other Vegetables	\$3,220,399	\$12,077,925	\$32,816,588	\$17,524,732	\$23,630,666	\$42,188,971	\$59,979,144
Vegetables - Snap Beans	\$39,650,648	\$46,295,337	\$28,383,422	\$39,057,905	\$60,630,143	\$28,081,458	\$46,223,229
Vegetables - Southern Peas	N/A	\$7,591,530	\$6,806,639	\$7,136,875	\$7,748,908	\$6,854,622	\$9,073,450
Vegetables - Squash	\$27,715,840	\$30,180,172	\$30,524,916	\$36,589,985	\$48,445,162	\$31,564,741	\$32,828,324
Vegetables - Sweet Corn	\$47,711,428	\$49,289,746	\$51,233,924	\$67,515,919	\$77,607,620	\$48,507,198	\$112,002,609
Vegetables - Tomato	\$61,322,170	\$83,099,710	\$77,649,673	\$54,509,572	\$122,159,355	\$102,643,463	\$80,631,892
Vegetables - Watermelon	\$49,527,271	\$73,454,791	\$80,633,545	\$94,778,608	\$75,856,229	\$85,462,196	\$119,775,186
Vegetables - Zucchini	\$14,759,415	\$18,429,985	\$13,022,550	\$20,075,136	\$33,297,407	\$20,633,008	\$11,558,512
Wheat	\$24,350,528	\$33,962,620	\$35,132,721	\$40,476,077	\$44,239,599	\$41,569,256	\$37,759,898
Totals	\$7,926,020,249	\$8,295,451,715	\$8,714,970,992	\$8,825,753,908	\$9,859,173,985	\$10,283,536,190	\$10,579,891,717

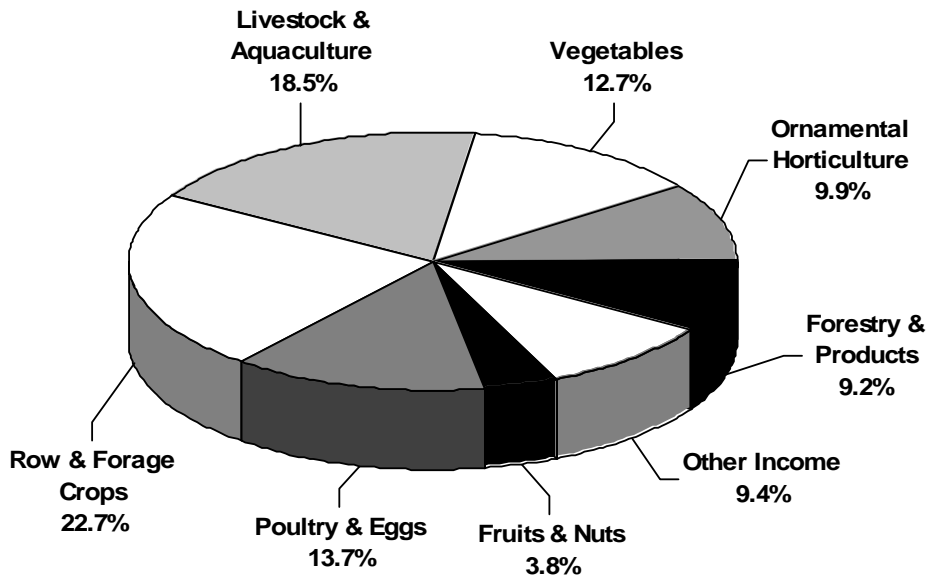
2005 Georgia Top Ten Agricultural Commodities



2005 Georgia Farm Gate TOTAL Value by Commodity Group



2005 Georgia Farm Gate GROWER Value by Commodity Group



2005 Georgia Summary Tables

2005 Top Ten Counties Total Farm Gate Value		
County	Value	% of Total
Franklin	\$316,813,466	2.99%
Hall	\$297,762,504	2.81%
Colquitt	\$287,401,453	2.72%
Mitchell	\$256,912,834	2.43%
Habersham	\$253,179,117	2.39%
Decatur	\$241,756,499	2.29%
Madison	\$241,485,348	2.28%
Hart	\$233,733,958	2.21%
Jackson	\$233,529,520	2.21%
Tattnall	\$232,941,509	2.20%

2005 Top Ten Counties Total Vegetables Value		
County	Value	% of Total
Decatur	\$127,031,374	14.18%
Colquitt	\$124,357,231	13.88%
Tift	\$85,167,473	9.50%
Echols	\$73,537,639	8.21%
Tattnall	\$54,032,353	6.03%
Toombs	\$48,637,509	5.43%
Brooks	\$33,552,726	3.74%
Mitchell	\$30,624,277	3.42%
Cook	\$28,515,052	3.18%
Crisp	\$20,378,144	2.27%

2005 Top Ten Counties GROWER Value (all except broiler-integrator)		
County	Value	% of Total
Colquitt	\$241,012,754	3.43%
Decatur	\$218,945,056	3.11%
Mitchell	\$188,661,611	2.68%
Tift	\$146,298,305	2.08%
Brooks	\$139,753,228	1.99%
Tattnall	\$126,782,036	1.80%
Bulloch	\$122,884,769	1.75%
Worth	\$116,362,525	1.65%
Grady	\$106,731,516	1.52%
Thomas	\$104,086,128	1.48%

2005 Top Ten Counties Total Ornamental Horticulture Value		
County	Value	% of Total
Grady	\$43,414,647	6.21%
McDuffie	\$38,842,400	5.55%
Fulton	\$30,066,690	4.30%
Clarke	\$23,040,500	3.29%
Oconee	\$22,176,778	3.17%
Cherokee	\$21,624,900	3.09%
Paulding	\$16,110,760	2.30%
Jasper	\$15,922,250	2.28%
Floyd	\$15,510,030	2.22%
Coffee	\$14,170,180	2.03%

2005 Top Ten Counties Total Row & Forage Value		
County	Value	% of Total
Dooly	\$58,865,957	3.68%
Mitchell	\$53,314,882	3.34%
Worth	\$53,075,425	3.32%
Colquitt	\$52,408,238	3.28%
Early	\$48,882,309	3.06%
Decatur	\$46,568,388	2.91%
Bulloch	\$44,103,311	2.76%
Miller	\$42,485,681	2.66%
Brooks	\$42,381,620	2.65%
Thomas	\$41,581,885	2.60%

2005 Top Ten Counties Total Forestry & Products Value		
County	Value	% of Total
Wayne	\$22,259,500	3.46%
Clinch	\$15,566,600	2.42%
Laurens	\$14,829,377	2.30%
Washington	\$13,345,173	2.07%
Emanuel	\$12,993,223	2.02%
Randolph	\$12,468,708	1.94%
Hancock	\$12,388,004	1.92%
Telfair	\$11,492,800	1.79%
Johnson	\$11,403,453	1.77%
Burke	\$11,077,591	1.72%

2005 Top Ten Counties Total Fruits & Nuts Value		
County	Value	% of Total
Dougherty	\$28,439,913	10.62%
Mitchell	\$24,564,575	9.17%
Bacon	\$22,918,762	8.56%
Peach	\$15,833,300	5.91%
Lee	\$9,800,480	3.66%
Appling	\$8,692,125	3.24%
Clinch	\$8,472,136	3.16%
Pierce	\$8,237,775	3.07%
Lowndes	\$7,782,200	2.90%
Tattnall	\$5,865,000	2.19%

2005 Top Ten Counties Total Livestock & Aquaculture Value		
County	Value	% of Total
Morgan	\$38,051,780	2.93%
Mitchell	\$36,664,270	2.82%
Macon	\$32,323,830	2.49%
Putnam	\$32,100,985	2.47%
Brooks	\$32,069,820	2.47%
Bartow	\$28,613,649	2.20%
Oglethorpe	\$25,210,110	1.94%
Wilkes	\$24,869,464	1.91%
Hall	\$22,289,740	1.72%
Carroll	\$20,963,030	1.61%

2005 Georgia Summary Tables

2005 Top Ten Counties Total Poultry & Egg Value		
County	Value	% of Total
Franklin	\$300,948,735	6.67%
Hall	\$269,079,320	5.96%
Habersham	\$226,389,837	5.02%
Madison	\$220,221,537	4.88%
Jackson	\$210,889,522	4.67%
Gilmer	\$203,909,412	4.52%
Hart	\$199,703,435	4.43%
Banks	\$194,576,660	4.31%
Gordon	\$174,087,585	3.86%
Tattnall	\$130,152,707	2.88%

2005 Top Ten Counties Total AG Tourism & Other Income Value		
County	Value	% of Total
Mitchell	\$21,611,521	3.26%
Thomas	\$21,319,158	3.21%
Worth	\$20,525,798	3.09%
Bulloch	\$19,721,460	2.97%
Decatur	\$19,560,758	2.95%
Dooley	\$16,887,032	2.55%
Colquitt	\$16,213,128	2.44%
Early	\$15,662,158	2.36%
Brooks	\$14,763,979	2.23%
Burke	\$13,252,880	2.00%

2005 Top Ten Commodities		
Commodity	Value	% of Total
Broilers	\$3,956,712,295	37.40%
Cotton	\$723,281,813	6.84%
Timber	\$588,139,996	5.56%
Beef	\$474,501,120	4.48%
Peanuts	\$423,053,656	4.00%
Eggs	\$422,557,273	3.99%
Horses	\$403,510,500	3.81%
Dairy	\$258,096,212	2.44%
Greenhouse	\$245,911,757	2.32%
Container Nursery	\$195,317,420	1.85%

2005 Top Ten Vegetables		
Commodity	Value	% of Total
Onions	\$125,473,184	14.00%
Watermelon	\$119,775,186	13.37%
Sweet Corn	\$112,002,609	12.50%
Bell Peppers	\$86,683,193	9.67%
Tomato	\$80,631,892	9.00%
Cucumbers	\$58,475,982	6.53%
Greens	\$52,685,816	5.88%
Snap Beans	\$46,223,229	5.16%
Cabbage	\$43,633,449	4.87%
Cantaloupe	\$35,673,003	3.98%

2005 Total Farm Gate Value by Cooperative Extension Service District		
District	Value	% of Total
Northeast	\$3,510,000,381	33.18%
Northwest	\$1,535,878,147	14.52%
Southeast	\$2,019,134,686	19.08%
Southwest	\$3,514,878,502	33.22%

2005 Total Farm Gate Value by U.S. Congressional District (as of 11/06)*	
District	Value
District 1	\$1,305,274,122
District 2	\$2,398,477,292
District 3	\$458,086,159
District 4	\$46,001,965
District 5	\$43,233,369
District 6	\$118,692,428
District 7	\$175,571,930
District 8	\$1,318,169,613
District 9	\$1,324,544,328
District 10	\$2,362,996,003
District 11	\$6,974,714
District 12	\$1,080,440,014
District 13	\$76,570,811

* Counties in multiple districts are counted 100% in each.

2005 Farm Gate GROWER Value (total value less broiler-integrator value) Ranked by Commodity Group		
Commodity	Value	% of Total
Row & Forage Crops	\$1,598,604,089	22.73%
Livestock & Aquaculture	\$1,298,720,214	18.47%
Poultry & Eggs	\$964,935,625	13.72%
Vegetables	\$896,043,795	12.74%
Ornamental Horticulture	\$699,433,592	9.95%
Other Income	\$663,222,036	9.43%
Forestry & Products	\$643,637,878	9.15%
Fruits & Nuts	\$267,897,257	3.81%
State Total	\$7,032,494,486	--

2005 TOTAL FARM GATE VALUE Ranked by Commodity Group		
Commodity	Value	% of Total
Poultry & Eggs	\$4,512,332,855	42.65%
Row & Forage Crops	\$1,598,604,089	15.11%
Livestock & Aquaculture	\$1,298,720,214	12.28%
Vegetables	\$896,043,795	8.47%
Ornamental Horticulture	\$699,433,592	6.61%
Other Income	\$663,222,036	6.27%
Forestry & Products	\$643,637,878	6.08%
Fruits & Nuts	\$267,897,257	2.53%
State Total	\$10,579,891,717	--

Total GROWER Value, 2005 (all value except broiler-integrator)

Rank	County	Farm Gate Value	Rank	County	Farm Gate Value	Rank	County	Farm Gate Value
22	Appling	\$82,673,932	73	Evans	\$37,844,671	121	Newton	\$16,549,519
65	Atkinson	\$44,851,219	132	Fannin	\$13,860,868	63	Oconee	\$45,474,316
41	Bacon	\$59,554,864	104	Fayette	\$20,323,137	44	Oglethorpe	\$58,391,239
36	Baker	\$62,219,562	66	Floyd	\$42,336,272	90	Paulding	\$26,459,520
133	Baldwin	\$13,397,098	92	Forsyth	\$23,654,484	71	Peach	\$39,578,951
50	Banks	\$52,703,282	28	Franklin	\$76,149,545	119	Pickens	\$17,044,003
127	Barrow	\$15,458,173	80	Fulton	\$34,045,482	48	Pierce	\$53,271,828
38	Bartow	\$60,547,732	49	Gilmer	\$53,064,503	126	Pike	\$15,490,061
81	Ben Hill	\$33,207,622	148	Glascocok	\$7,458,618	140	Polk	\$11,281,405
16	Berrien	\$91,807,812	136	Glynn	\$12,114,673	58	Pulaski	\$48,126,564
100	Bibb	\$21,250,706	43	Gordon	\$58,973,898	39	Putnam	\$59,859,917
88	Bleckley	\$26,770,440	9	Grady	\$106,731,516	152	Quitman	\$5,886,647
91	Brantley	\$25,284,017	70	Greene	\$40,571,275	122	Rabun	\$16,339,096
5	Brooks	\$139,753,228	110	Gwinnett	\$19,245,840	55	Randolph	\$50,922,213
154	Bryan	\$5,245,566	20	Habersham	\$83,962,297	118	Richmond	\$17,044,534
7	Bulloch	\$122,884,769	17	Hall	\$90,189,872	115	Rockdale	\$17,480,111
19	Burke	\$85,859,564	94	Hancock	\$23,385,831	142	Schley	\$10,753,826
131	Butts	\$14,466,177	143	Haralson	\$10,562,444	46	Screven	\$55,142,136
57	Calhoun	\$48,164,488	116	Harris	\$17,185,418	30	Seminole	\$71,868,344
146	Camden	\$8,518,299	12	Hart	\$102,572,121	150	Spalding	\$6,492,409
47	Candler	\$53,501,616	129	Heard	\$15,110,837	139	Stephens	\$11,805,537
54	Carroll	\$51,084,028	128	Henry	\$15,161,190	124	Stewart	\$15,790,191
144	Catoosa	\$10,380,366	74	Houston	\$37,301,783	14	Sumter	\$94,607,626
108	Charlton	\$19,425,912	27	Irwin	\$76,339,383	138	Talbot	\$11,831,759
149	Chatham	\$7,245,430	21	Jackson	\$83,114,570	156	Taliaferro	\$4,879,924
159	Chattahoochee	\$1,792,611	45	Jasper	\$58,209,651	6	Tattnall	\$126,782,036
125	Chattooga	\$15,601,212	56	Jeff Davis	\$49,750,919	87	Taylor	\$27,077,036
62	Cherokee	\$45,994,366	53	Jefferson	\$51,415,483	68	Telfair	\$41,811,672
84	Clarke	\$30,645,753	79	Jenkins	\$34,112,073	61	Terrell	\$46,323,960
105	Clay	\$19,891,128	89	Johnson	\$26,690,624	10	Thomas	\$104,086,128
155	Clayton	\$4,895,887	117	Jones	\$17,136,204	4	Tift	\$146,298,305
82	Clinch	\$32,858,239	93	Lamar	\$23,505,057	24	Toombs	\$81,271,105
147	Cobb	\$8,494,032	75	Lanier	\$36,517,451	95	Towns	\$22,953,689
11	Coffee	\$103,221,523	51	Laurens	\$52,460,186	96	Treutlen	\$22,049,609
1	Colquitt	\$241,012,754	34	Lee	\$64,269,352	107	Troup	\$19,517,839
102	Columbia	\$20,866,434	153	Liberty	\$5,536,445	42	Turner	\$59,248,828
23	Cook	\$81,403,881	134	Lincoln	\$12,911,938	135	Twiggs	\$12,463,783
130	Coweta	\$14,839,716	112	Long	\$17,933,356	101	Union	\$21,214,951
109	Crawford	\$19,303,092	37	Lowndes	\$61,018,510	123	Upson	\$16,250,086
29	Crisp	\$74,422,476	120	Lumpkin	\$17,041,378	98	Walker	\$21,916,204
141	Dade	\$10,992,956	13	Macon	\$101,246,900	86	Walton	\$27,886,220
111	Dawson	\$18,108,668	40	Madison	\$59,637,890	67	Ware	\$42,229,845
2	Decatur	\$218,945,056	106	Marion	\$19,644,346	77	Warren	\$34,316,902
157	DeKalb	\$4,292,000	52	McDuffie	\$51,664,093	72	Washington	\$38,461,796
59	Dodge	\$47,781,287	151	McIntosh	\$6,383,870	26	Wayne	\$79,529,949
15	Dooley	\$92,027,002	78	Meriwether	\$34,138,753	97	Webster	\$21,966,019
35	Dougherty	\$63,420,775	33	Miller	\$66,482,827	69	Wheeler	\$41,367,382
145	Douglas	\$9,225,351	3	Mitchell	\$188,661,611	83	White	\$30,716,301
25	Early	\$80,701,937	99	Monroe	\$21,799,745	103	Whitfield	\$20,710,958
18	Echols	\$88,710,406	114	Montgomery	\$17,582,166	31	Wilcox	\$69,726,215
85	Effingham	\$28,392,410	32	Morgan	\$67,553,987	64	Wilkes	\$45,191,627
76	Elbert	\$34,607,520	113	Murray	\$17,623,739	137	Wilkinson	\$11,874,028
60	Emanuel	\$46,978,472	158	Muscogee	\$2,645,885	8	Worth	\$116,362,525
GEORGIA							\$7,032,494,486	

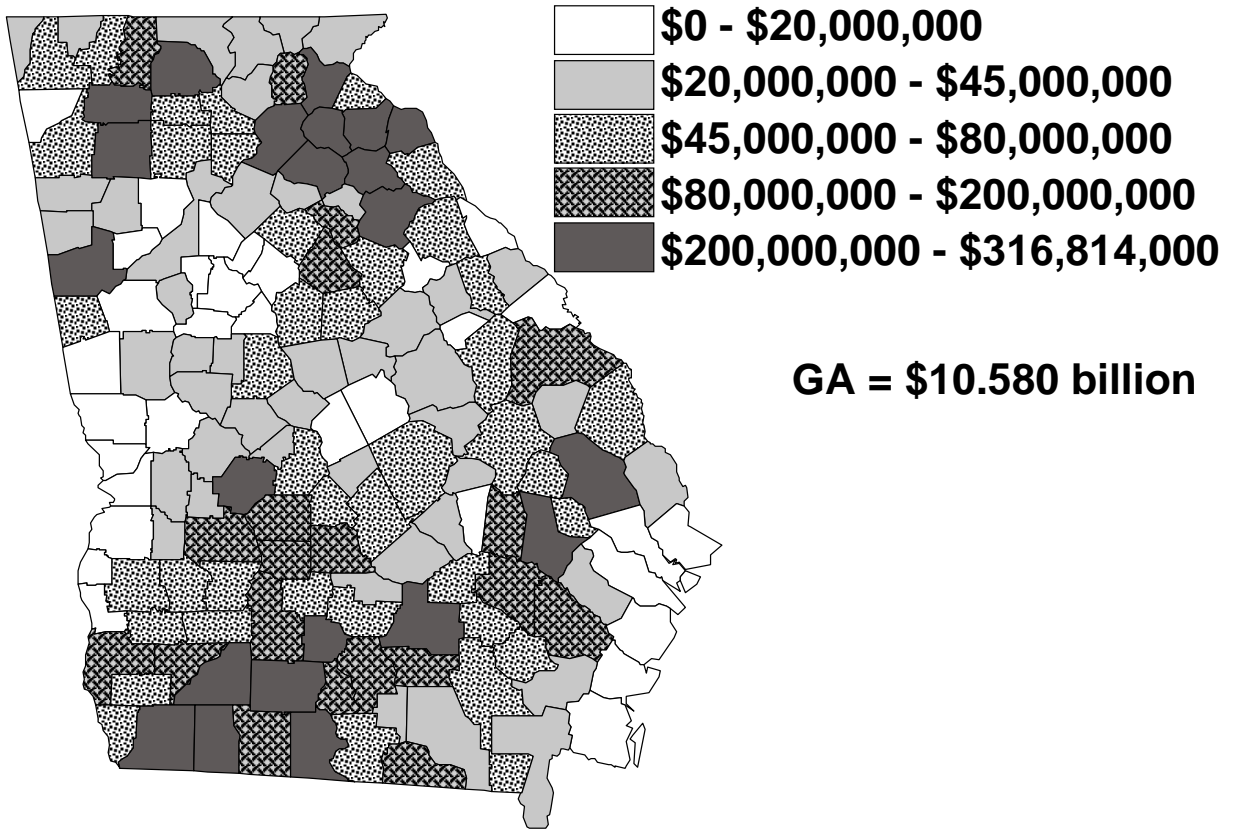
Total Farm Gate Value, 2005

Rank	County	Farm Gate Value	Rank	County	Farm Gate Value	Rank	County	Farm Gate Value
29	Appling	\$103,801,353	68	Evans	\$53,825,956	131	Newton	\$18,518,588
32	Atkinson	\$91,240,876	106	Fannin	\$27,699,043	24	Oconee	\$116,042,825
52	Bacon	\$65,028,173	127	Fayette	\$20,323,137	16	Oglethorpe	\$159,868,615
37	Baker	\$84,043,788	44	Floyd	\$78,278,672	83	Paulding	\$43,263,691
124	Baldwin	\$21,063,133	82	Forsyth	\$46,222,717	91	Peach	\$39,578,951
12	Banks	\$209,191,060	1	Franklin	\$316,813,466	55	Pickens	\$61,772,323
94	Barrow	\$38,471,792	102	Fulton	\$34,045,482	66	Pierce	\$54,479,110
21	Bartow	\$129,292,064	11	Gilmer	\$216,543,190	117	Pike	\$24,044,911
90	Ben Hill	\$40,745,941	149	Glascocock	\$7,458,618	113	Polk	\$25,558,525
31	Berrien	\$96,061,875	143	Glynn	\$12,114,673	65	Pulaski	\$54,694,040
112	Bibb	\$26,003,090	14	Gordon	\$191,574,078	58	Putnam	\$59,859,917
108	Bleckley	\$26,770,440	22	Grady	\$128,280,183	152	Quitman	\$5,886,647
115	Brantley	\$25,284,017	62	Greene	\$57,823,627	107	Rabun	\$27,585,074
19	Brooks	\$146,222,860	116	Gwinnett	\$24,229,853	72	Randolph	\$50,922,213
155	Bryan	\$5,245,566	5	Habersham	\$253,179,117	135	Richmond	\$17,044,534
20	Bulloch	\$132,589,217	2	Hall	\$297,762,504	133	Rockdale	\$17,480,111
36	Burke	\$85,859,564	120	Hancock	\$23,385,831	110	Schley	\$26,239,010
139	Butts	\$14,466,177	98	Haralson	\$36,261,260	64	Screven	\$55,142,136
51	Calhoun	\$65,071,793	134	Harris	\$17,185,418	46	Seminole	\$71,868,344
147	Camden	\$8,518,299	8	Hart	\$233,733,958	146	Spalding	\$8,776,748
63	Candler	\$55,614,358	73	Heard	\$49,941,299	79	Stephens	\$46,400,975
17	Carroll	\$151,909,049	137	Henry	\$15,161,190	130	Stewart	\$18,545,775
86	Catoosa	\$42,155,524	78	Houston	\$46,928,595	27	Sumter	\$109,884,584
126	Charlton	\$20,633,194	43	Irwin	\$79,623,121	144	Talbot	\$11,831,759
150	Chatham	\$7,245,430	9	Jackson	\$233,529,520	157	Taliaferro	\$4,879,924
154	Chattahoochee	\$5,328,944	59	Jasper	\$59,713,800	10	Tattnall	\$232,941,509
136	Chattooga	\$16,799,292	57	Jeff Davis	\$60,616,450	84	Taylor	\$43,067,410
47	Cherokee	\$71,860,913	71	Jefferson	\$51,415,483	87	Telfair	\$41,811,672
104	Clarke	\$33,041,913	101	Jenkins	\$34,112,073	80	Terrell	\$46,323,960
128	Clay	\$19,891,128	109	Johnson	\$26,690,624	25	Thomas	\$112,623,846
156	Clayton	\$4,895,887	123	Jones	\$21,648,652	18	Tift	\$146,298,305
96	Clinch	\$37,530,751	92	Lamar	\$39,080,097	38	Toombs	\$83,390,269
148	Cobb	\$8,494,032	97	Lanier	\$36,517,451	119	Towns	\$23,413,752
13	Coffee	\$194,261,226	69	Laurens	\$52,460,186	122	Treutlen	\$22,049,609
3	Colquitt	\$287,401,453	54	Lee	\$64,269,352	129	Troup	\$19,517,839
125	Columbia	\$20,866,434	153	Liberty	\$5,536,445	48	Turner	\$69,791,932
35	Cook	\$86,657,861	141	Lincoln	\$12,911,938	142	Twiggs	\$12,463,783
138	Coweta	\$14,839,716	114	Long	\$25,461,132	111	Union	\$26,007,271
88	Crawford	\$41,446,906	56	Lowndes	\$61,018,510	103	Upson	\$33,359,786
41	Crisp	\$80,649,497	85	Lumpkin	\$42,912,750	61	Walker	\$59,036,716
118	Dade	\$23,519,701	15	Macon	\$164,289,720	76	Walton	\$48,128,980
50	Dawson	\$66,582,236	7	Madison	\$241,485,348	75	Ware	\$48,869,892
6	Decatur	\$241,756,499	93	Marion	\$38,740,543	99	Warren	\$34,316,902
158	DeKalb	\$4,292,000	70	McDuffie	\$51,664,093	95	Washington	\$38,461,796
74	Dodge	\$49,751,529	151	McIntosh	\$6,383,870	40	Wayne	\$80,878,508
30	Dooly	\$99,618,037	100	Meriwether	\$34,138,753	121	Webster	\$23,178,476
53	Dougherty	\$64,734,270	49	Miller	\$68,639,371	89	Wheeler	\$41,367,382
145	Douglas	\$9,682,219	4	Mitchell	\$256,912,834	34	White	\$87,873,982
39	Early	\$82,015,432	81	Monroe	\$46,317,271	67	Whitfield	\$54,319,299
33	Echols	\$88,710,406	132	Montgomery	\$17,582,166	28	Wilcox	\$106,692,974
105	Effingham	\$28,392,410	26	Morgan	\$112,606,587	60	Wilkes	\$59,330,632
45	Elbert	\$76,602,620	42	Murray	\$80,562,995	140	Wilkinson	\$13,865,836
77	Emanuel	\$46,978,472	159	Muscogee	\$2,645,885	23	Worth	\$122,950,767

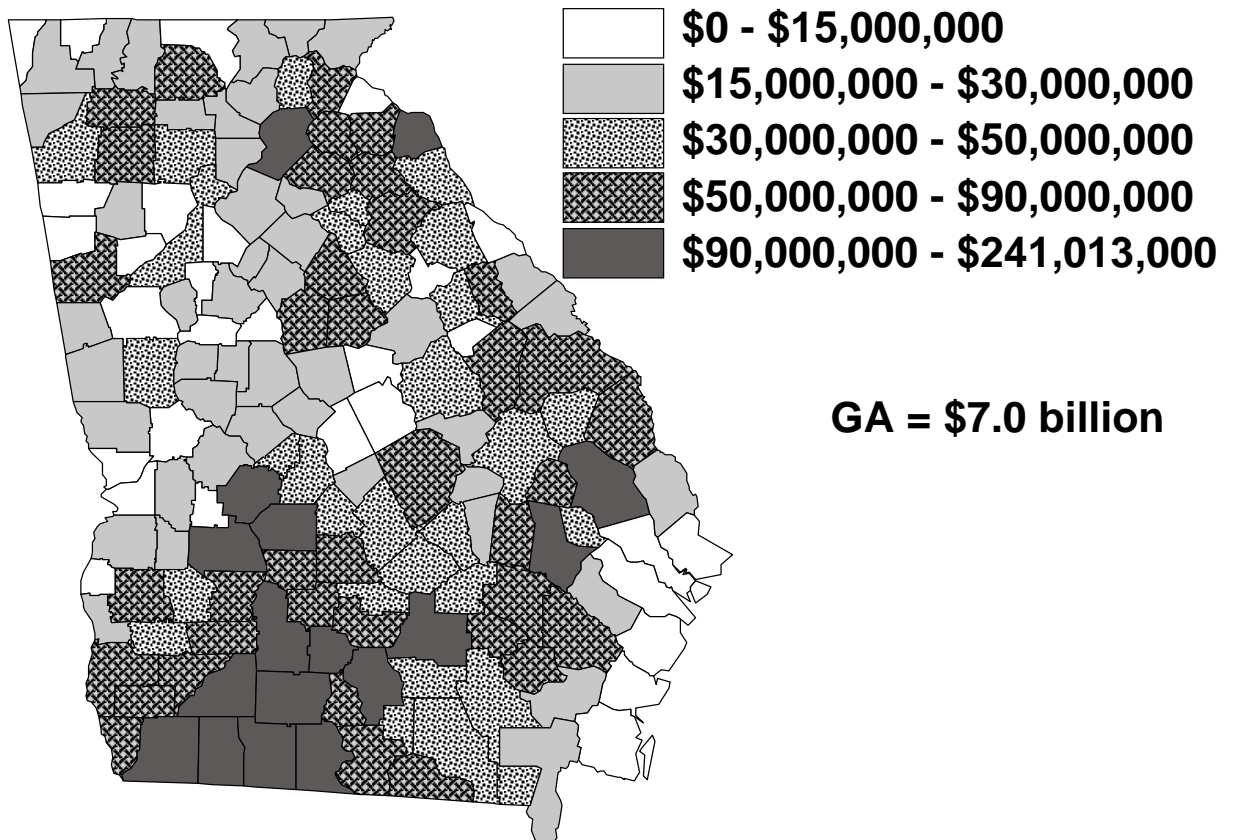
GEORGIA

\$10,579,891,717

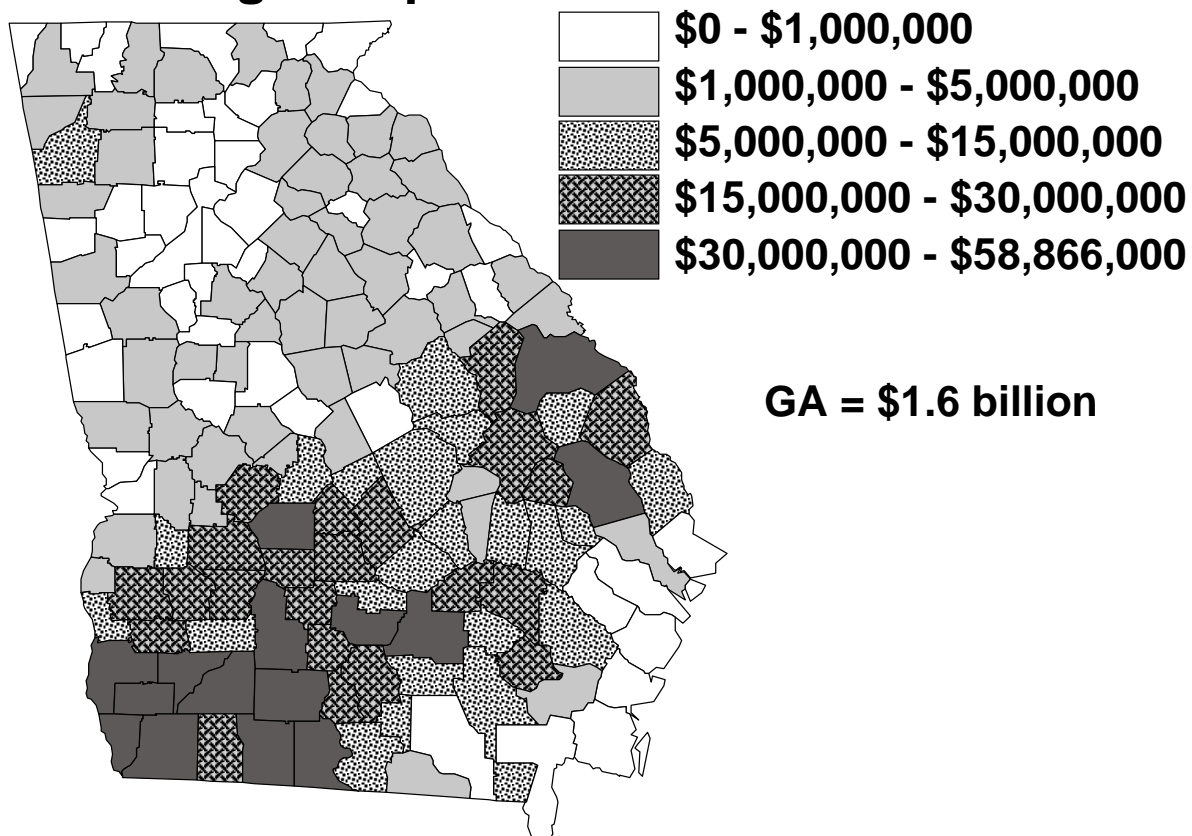
Total Farm Gate Value: 2005



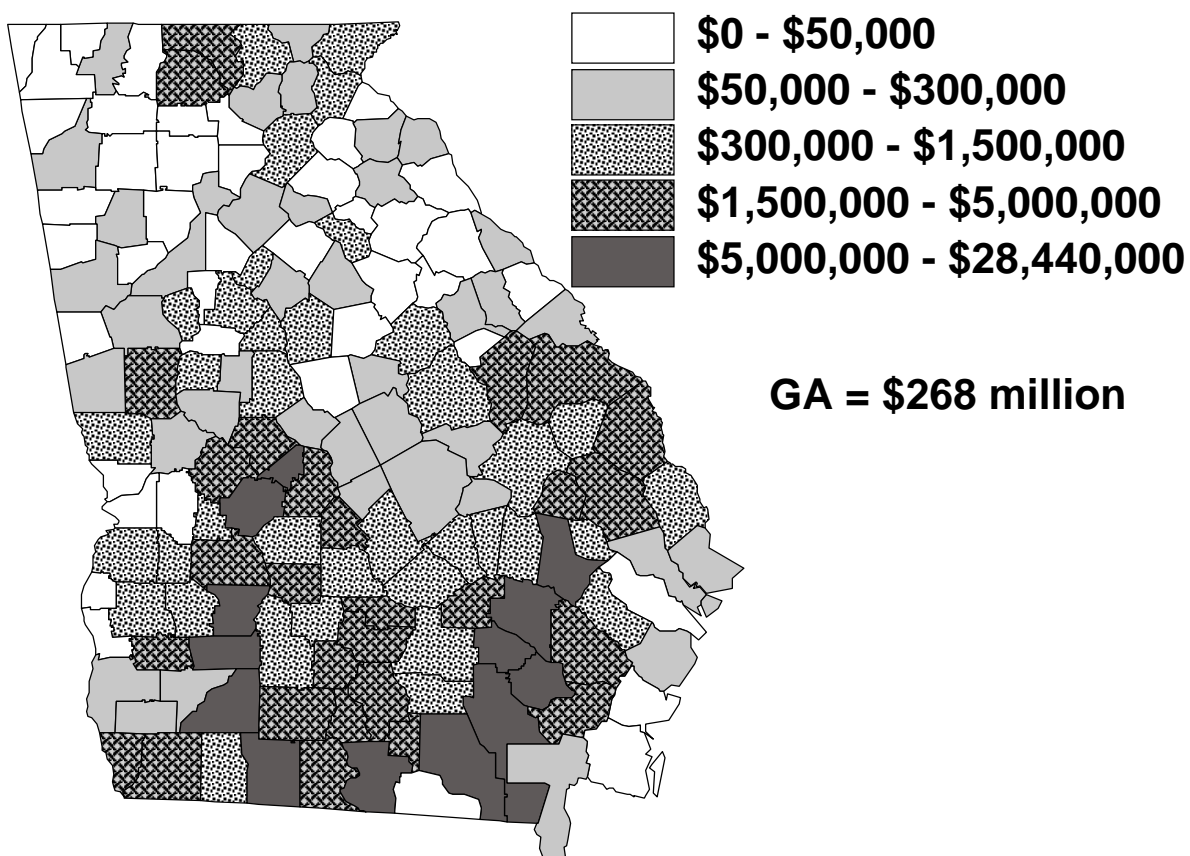
Grower Farm Gate Value: 2005



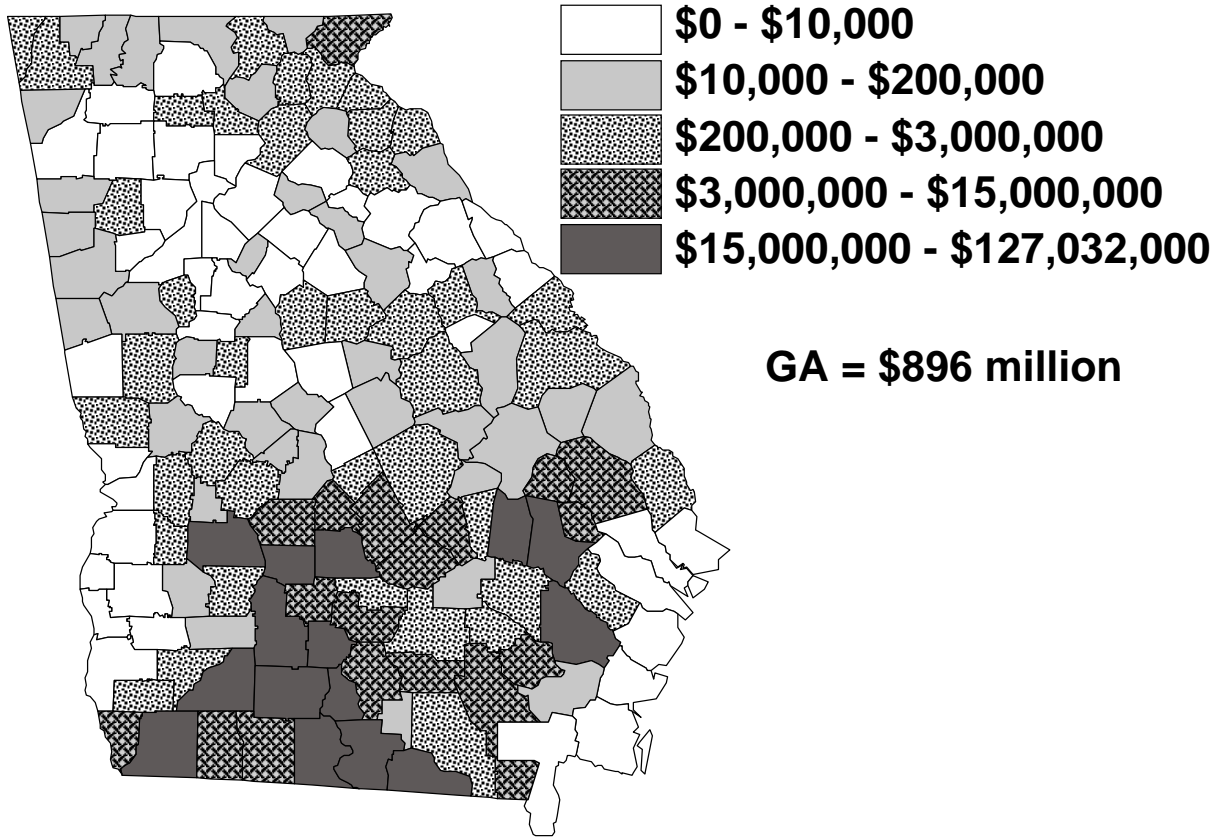
Row & Forage Crops Farm Gate Value: 2005



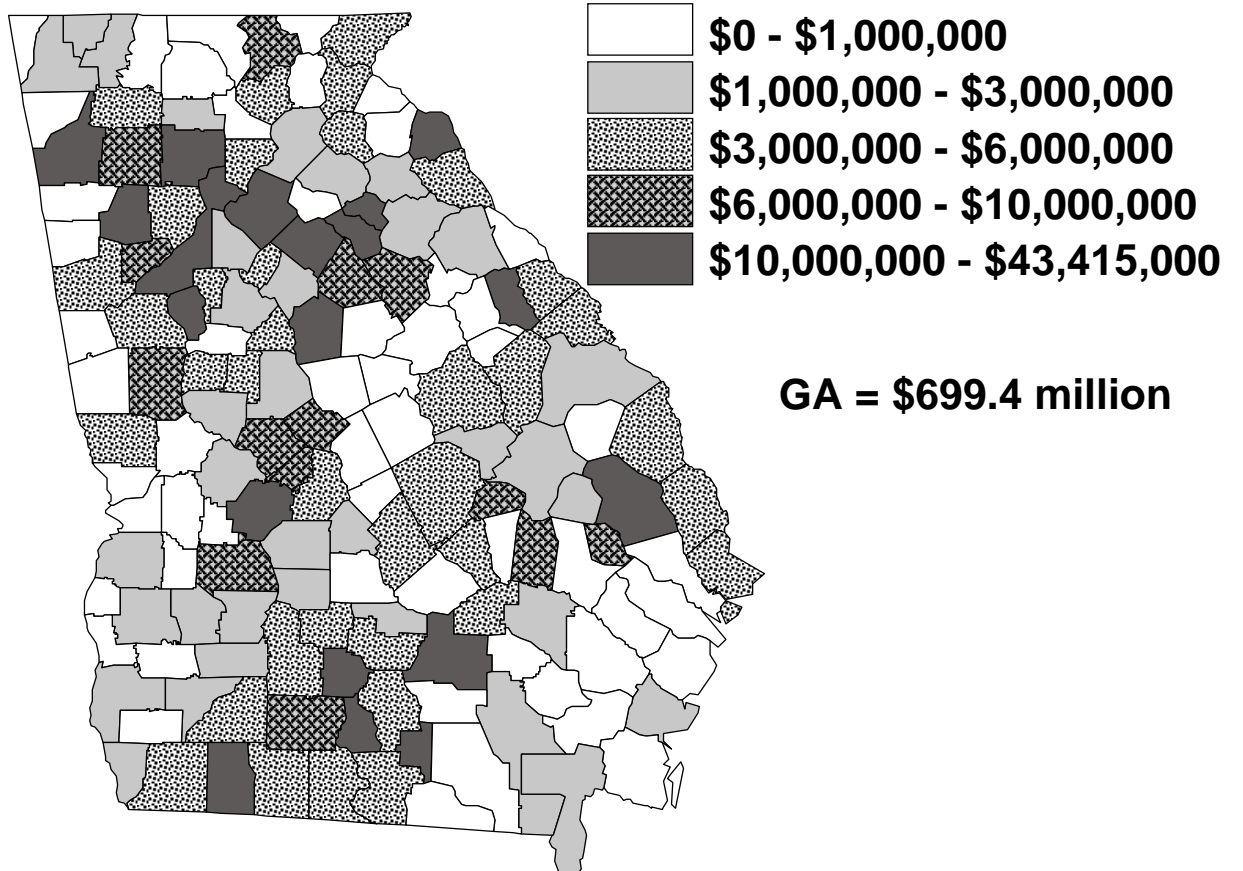
Fruit & Nut Farm Gate Value: 2005



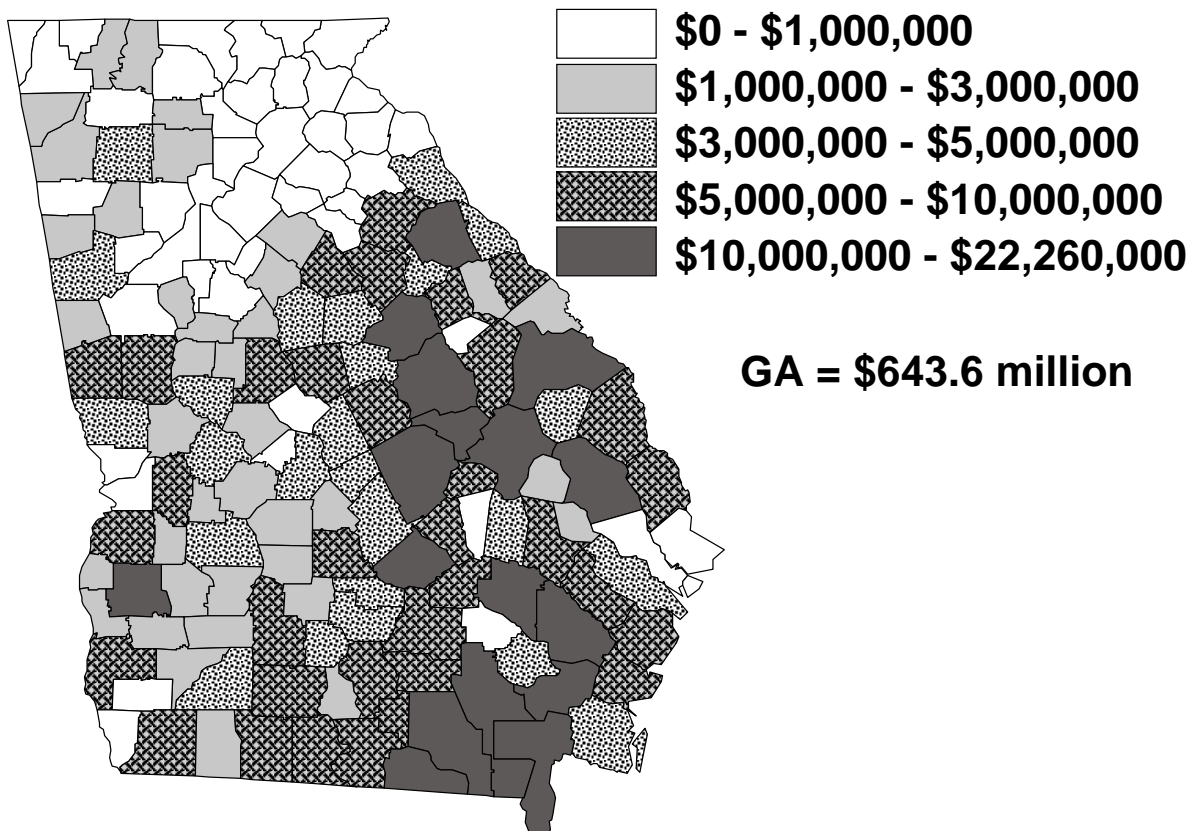
Vegetables Farm Gate Value: 2005



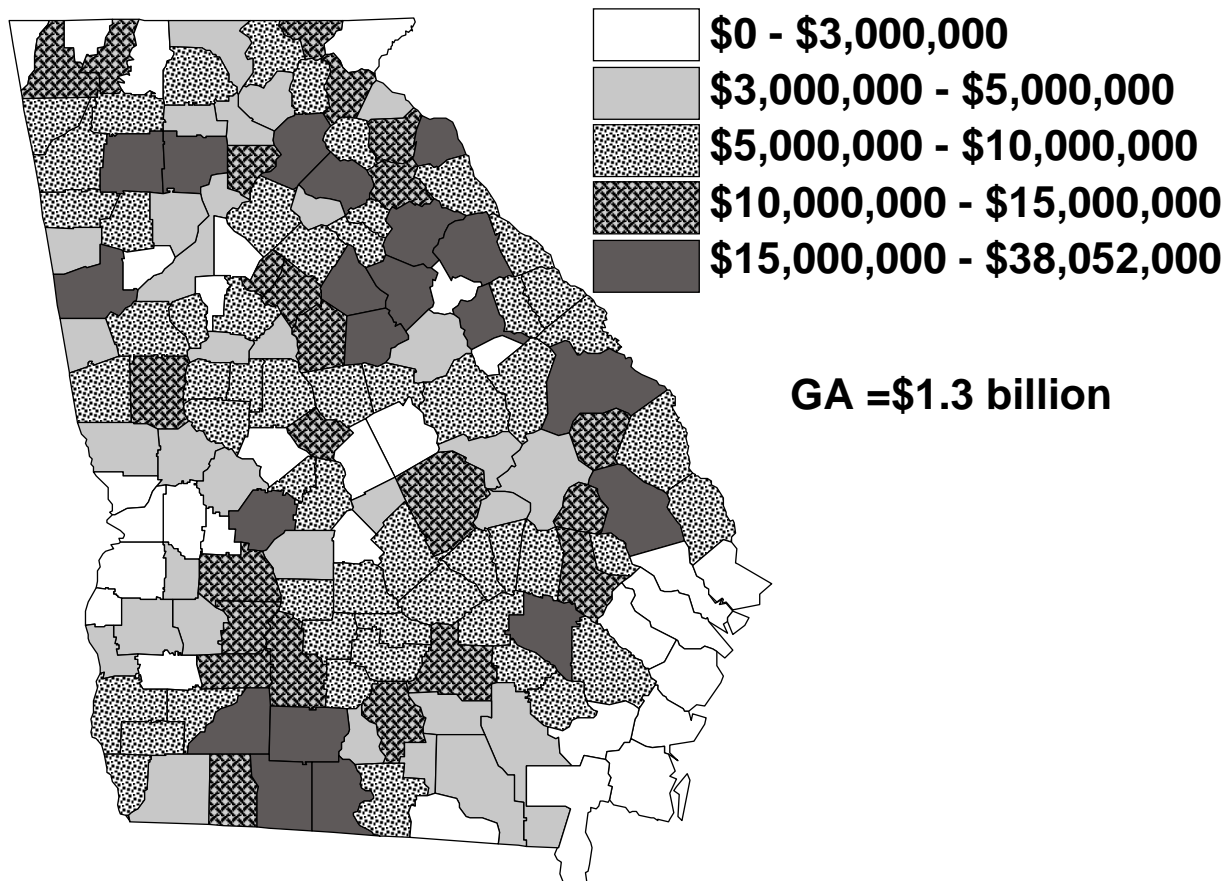
Ornamental Horticulture Farm Gate Value: 2005



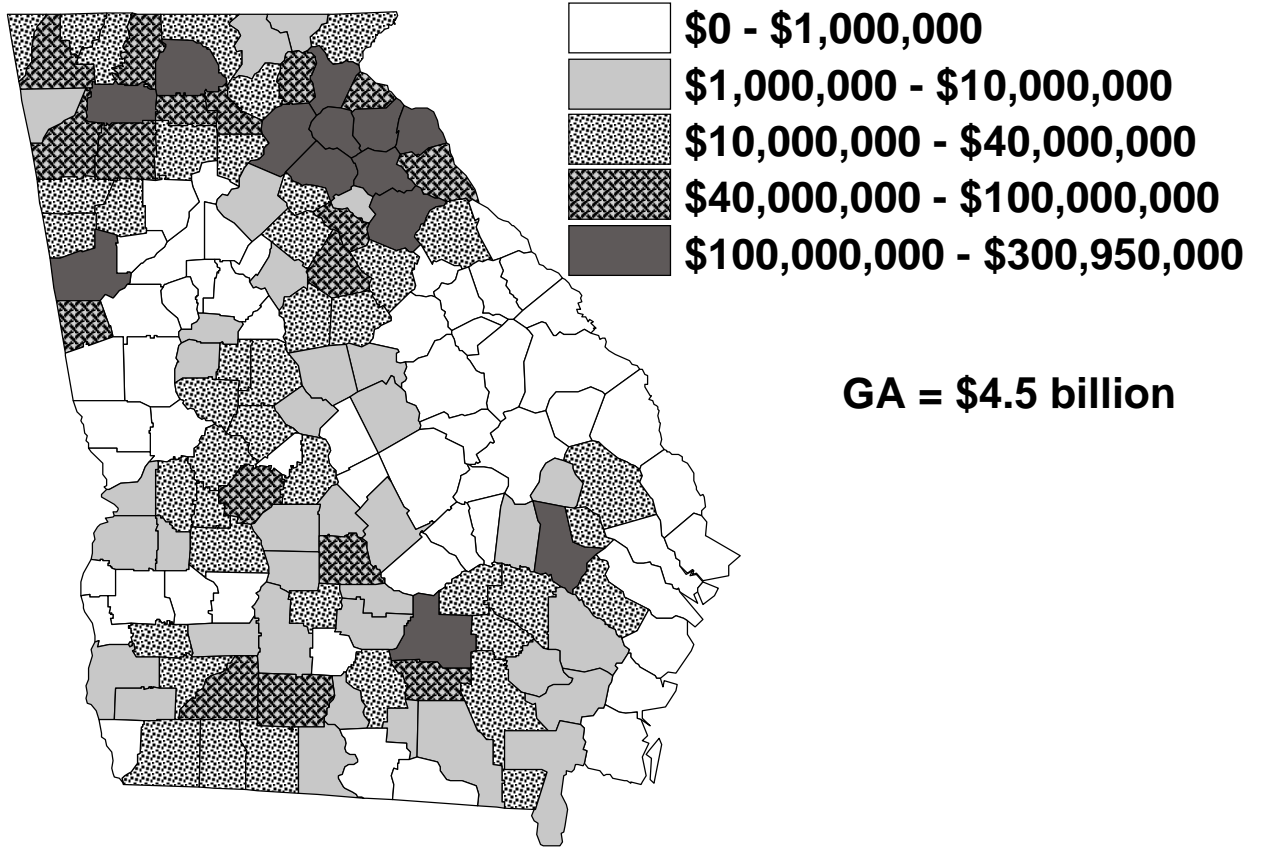
Forestry & Products Farm Gate Value: 2005



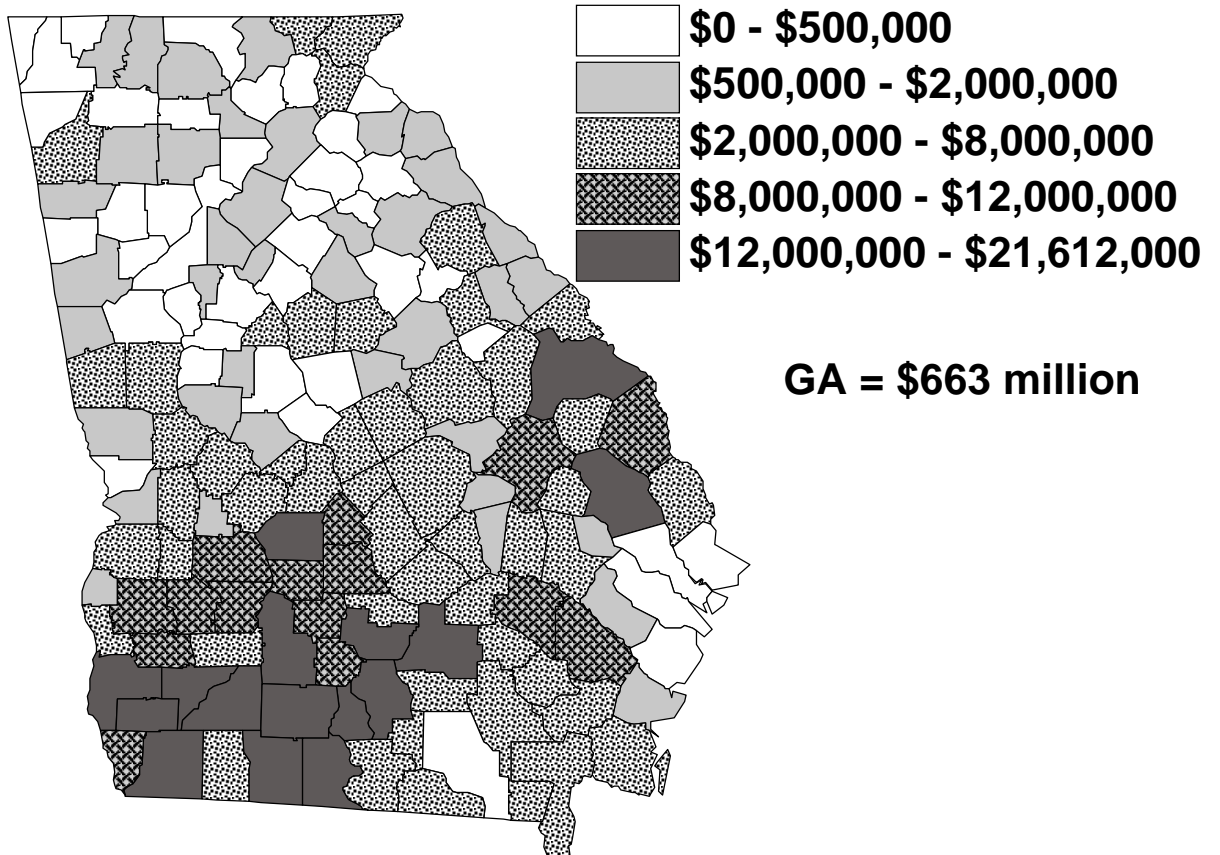
Livestock & Aquaculture Farm Gate Value: 2005



Poultry & Egg Farm Gate Value: 2005



Other Income Farm Gate Value: 2005



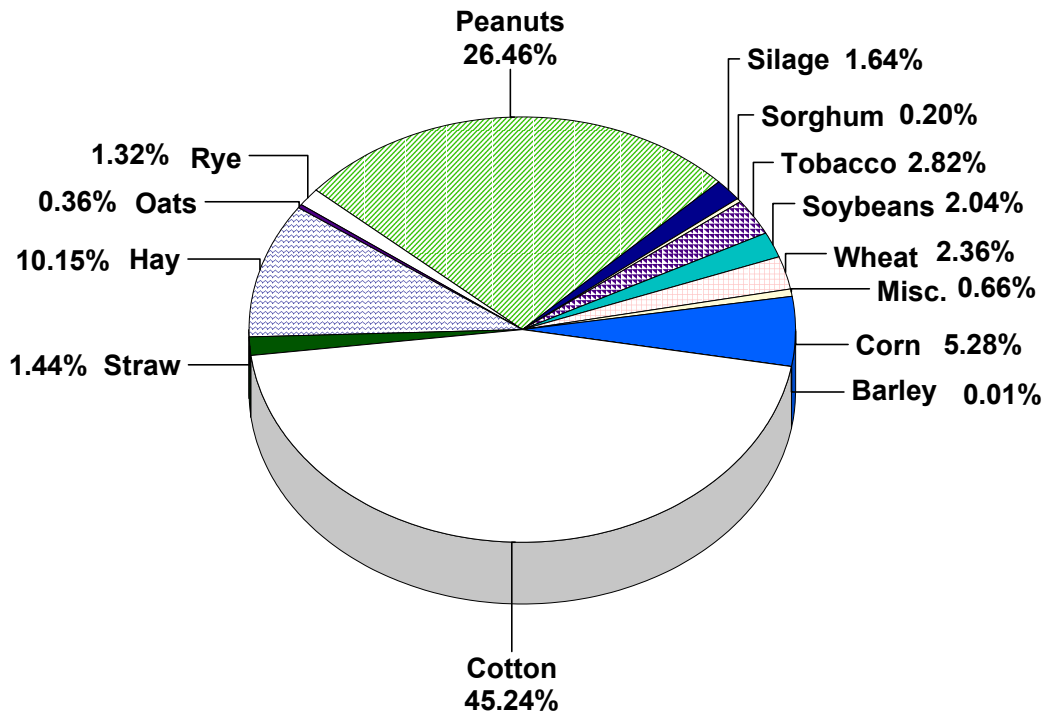
2005 Georgia Farm Gate Value

-Row and Forage Crops-

\$ 1,598,604,089

Row and Forage Crops

2005 Farm Gate Value



Barley

Farm Gate Value 2005

Rank	County	Acres	Bu/Acre	\$/Bu	Farm Gate Value	Rank	County	Acres	Bu/Acre	\$/Bu	Farm Gate Value
-	Appling				\$0	1	Elbert	200	50	\$2.25	\$22,500
-	Atkinson				\$0	-	Emanuel				\$0
-	Bacon				\$0	-	Evans				\$0
-	Baker				\$0	-	Fannin				\$0
-	Baldwin				\$0	-	Fayette				\$0
-	Banks				\$0	-	Floyd				\$0
-	Barrow				\$0	-	Forsyth				\$0
-	Bartow				\$0	-	Franklin				\$0
-	Ben Hill				\$0	-	Fulton				\$0
-	Berrien				\$0	-	Gilmer				\$0
-	Bibb				\$0	-	Glascocock				\$0
-	Bleckley				\$0	-	Glynn				\$0
-	Brantley				\$0	-	Gordon				\$0
-	Brooks				\$0	-	Grady				\$0
-	Bryan				\$0	-	Greene				\$0
-	Bulloch				\$0	-	Gwinnett				\$0
-	Burke				\$0	-	Habersham				\$0
10	Butts	10	35	\$2.25	\$788	-	Hall				\$0
-	Calhoun				\$0	8	Hancock	40	40	\$2.25	\$3,600
-	Camden				\$0	-	Haralson				\$0
-	Candler				\$0	-	Harris				\$0
-	Carroll				\$0	2	Hart	150	60	\$2.25	\$20,250
-	Catoosa				\$0	-	Heard				\$0
-	Charlton				\$0	1	Henry	200	50	\$2.25	\$22,500
-	Chatham				\$0	-	Houston				\$0
-	Chattahoochee				\$0	-	Irwin				\$0
-	Chattooga				\$0	-	Jackson				\$0
-	Cherokee				\$0	-	Jasper				\$0
4	Clarke	220	25	\$2.25	\$12,375	-	Jeff Davis				\$0
-	Clay				\$0	7	Jefferson	26	65	\$2.25	\$3,803
-	Clayton				\$0	-	Jenkins				\$0
-	Clinch				\$0	-	Johnson				\$0
-	Cobb				\$0	-	Jones				\$0
-	Coffee				\$0	-	Lamar				\$0
-	Colquitt				\$0	-	Lanier				\$0
-	Columbia				\$0	-	Laurens				\$0
-	Cook				\$0	-	Lee				\$0
-	Coweta				\$0	-	Liberty				\$0
-	Crawford				\$0	-	Lincoln				\$0
-	Crisp				\$0	-	Long				\$0
-	Dade				\$0	-	Lowndes				\$0
-	Dawson				\$0	-	Lumpkin				\$0
-	Decatur				\$0	-	Macon				\$0
-	DeKalb				\$0	-	Madison				\$0
-	Dodge				\$0	-	Marion				\$0
-	Dooly				\$0	-	McDuffie				\$0
-	Dougherty				\$0	-	McIntosh				\$0
-	Douglas				\$0	-	Meriwether				\$0
-	Early				\$0	-	Miller				\$0
-	Echols				\$0	-	Mitchell				\$0
-	Effingham				\$0	-	Monroe				\$0

Barley

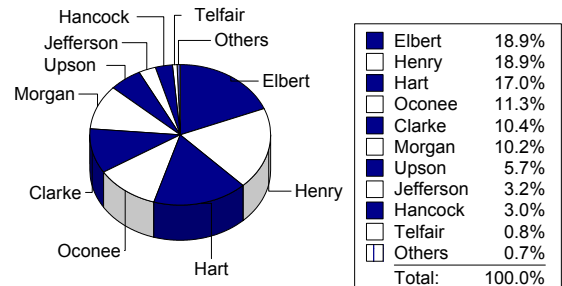
Farm Gate Value 2005

Rank	County	Acres	Bu/Acre	\$/Bu	Farm Gate Value
-	Montgomery				\$0
5	Morgan	60	90	\$2.25	\$12,150
-	Murray				\$0
-	Muscogee				\$0
-	Newton				\$0
3	Oconee	150	40	\$2.25	\$13,500
-	Oglethorpe				\$0
-	Paulding				\$0
-	Peach				\$0
-	Pickens				\$0
-	Pierce				\$0
-	Pike				\$0
-	Polk				\$0
-	Pulaski				\$0
-	Putnam				\$0
-	Quitman				\$0
-	Rabun				\$0
-	Randolph				\$0
-	Richmond				\$0
-	Rockdale				\$0
-	Schley				\$0
-	Screven				\$0
-	Seminole				\$0
-	Spalding				\$0
-	Stephens				\$0
-	Stewart				\$0
-	Sumter				\$0
-	Talbot				\$0
-	Taliaferro				\$0
-	Tattnell				\$0
-	Taylor				\$0
9	Telfair	10	40	\$2.25	\$900
-	Terrell				\$0
-	Thomas				\$0
-	Tift				\$0
-	Toombs				\$0
-	Towns				\$0
-	Treutlen				\$0
-	Troup				\$0
-	Turner				\$0
-	Twiggs				\$0
-	Union				\$0
6	Upson	60	50	\$2.25	\$6,750
-	Walker				\$0
-	Walton				\$0
-	Ware				\$0
-	Warren				\$0
-	Washington				\$0
-	Wayne				\$0
-	Webster				\$0
-	Wheeler				\$0

Rank	County	Acres	Bu/Acre	\$/Bu	Farm Gate Value
-	White				\$0
-	Whitfield				\$0
-	Wilcox				\$0
-	Wilkes				\$0
-	Wilkinson				\$0
-	Worth				\$0
2005 Totals		1,126			\$119,115

Percent of Row and Forage Crops 0.01%

Top Ten Counties For Barley



Top Ten Counties

Barley

County	Acres	Yield	Price	Farm Gate Value
Elbert	200	50	\$2.25	\$22,500
Henry	200	50	\$2.25	\$22,500
Hart	150	60	\$2.25	\$20,250
Oconee	150	40	\$2.25	\$13,500
Clarke	220	25	\$2.25	\$12,375
Morgan	60	90	\$2.25	\$12,150
Upson	60	50	\$2.25	\$6,750
Jefferson	26	65	\$2.25	\$3,803
Hancock	40	40	\$2.25	\$3,600
Telfair	10	40	\$2.25	\$900

Corn

Farm Gate Value 2005

Rank	County	Acres	Bu/Acre	\$/Bu	Farm Gate Value	Rank	County	Acres	Bu/Acre	\$/Bu	Farm Gate Value
23	Appling	5,000	130	\$2.20	\$1,430,000	75	Elbert	700	100	\$2.20	\$154,000
43	Atkinson	2,297	129	\$2.20	\$651,889	45	Emanuel	2,076	120	\$2.20	\$548,064
29	Bacon	3,500	129	\$2.20	\$993,300	54	Evans	1,500	110	\$2.30	\$379,500
8	Baker	6,400	156	\$2.20	\$2,196,480	80	Fannin	500	125	\$2.20	\$137,500
83	Baldwin	450	129	\$2.20	\$127,710	119	Fayette	75	150	\$2.20	\$24,750
119	Banks	150	75	\$2.20	\$24,750	39	Floyd	2,091	164	\$2.20	\$754,433
-	Barrow				\$0	117	Forsyth	125	100	\$2.20	\$27,500
46	Bartow	1,716	129	\$2.20	\$487,001	99	Franklin	300	100	\$2.20	\$66,000
25	Ben Hill	4,640	130	\$2.20	\$1,327,040	118	Fulton	160	75	\$2.20	\$26,400
19	Berrien	5,697	140	\$2.20	\$1,754,676	77	Gilmer	450	150	\$2.20	\$148,500
91	Bibb	313	129	\$2.20	\$88,829	87	Glascocock	800	60	\$2.20	\$105,600
47	Bleckley	1,253	170	\$2.20	\$468,622	-	Glynn				\$0
82	Brantley	900	65	\$2.20	\$128,700	14	Gordon	5,800	152	\$2.20	\$1,939,520
37	Brooks	2,500	140	\$2.20	\$770,000	2	Grady	12,520	140	\$2.20	\$3,856,160
77	Bryan	750	90	\$2.20	\$148,500	-	Greene				\$0
22	Bulloch	6,817	100	\$2.20	\$1,499,740	-	Gwinnett				\$0
10	Burke	7,000	135	\$2.20	\$2,079,000	88	Habersham	350	129	\$2.20	\$99,330
119	Butts	125	90	\$2.20	\$24,750	95	Hall	250	130	\$2.20	\$71,500
24	Calhoun	3,868	163	\$2.20	\$1,387,065	102	Hancock	300	95	\$2.20	\$62,700
-	Camden				\$0	115	Haralson	100	129	\$2.20	\$28,380
38	Candler	3,000	115	\$2.20	\$759,000	107	Harris	125	115	\$3.00	\$43,125
-	Carroll				\$0	93	Hart	275	129	\$2.20	\$78,045
109	Catoosa	144	129	\$2.20	\$40,867	96	Heard	250	129	\$2.20	\$70,950
89	Charlton	600	75	\$2.20	\$99,000	128	Henry	100	50	\$2.20	\$11,000
123	Chatham	100	85	\$2.20	\$18,700	36	Houston	2,555	140	\$2.20	\$786,940
-	Chattahoochee				\$0	4	Irwin	7,840	160	\$2.20	\$2,759,680
71	Chattooga	1,009	86	\$2.20	\$190,903	125	Jackson	100	75	\$2.20	\$16,500
-	Cherokee				\$0	67	Jasper	750	129	\$2.20	\$212,850
99	Clarke	200	150	\$2.20	\$66,000	51	Jeff Davis	1,523	130	\$2.20	\$435,578
85	Clay	393	129	\$2.20	\$111,533	12	Jefferson	5,404	171	\$2.20	\$2,030,607
-	Clayton				\$0	59	Jenkins	1,500	87	\$2.20	\$287,100
98	Clinch	259	120	\$2.20	\$68,376	60	Johnson	888	145	\$2.20	\$283,272
-	Cobb				\$0	-	Jones				\$0
21	Coffee	4,924	150	\$2.20	\$1,624,920	97	Lamar	190	168	\$2.20	\$70,224
34	Colquitt	2,263	175	\$2.20	\$871,255	76	Lanier	580	120	\$2.20	\$153,120
-	Columbia				\$0	32	Laurens	4,148	105	\$2.20	\$958,188
52	Cook	1,550	125	\$2.20	\$426,250	6	Lee	7,540	150	\$2.20	\$2,488,200
96	Coweta	250	129	\$2.20	\$70,950	-	Liberty				\$0
114	Crawford	150	90	\$2.20	\$29,700	103	Lincoln	450	60	\$2.20	\$59,400
53	Crisp	1,191	160	\$2.20	\$419,232	94	Long	266	129	\$2.20	\$75,491
108	Dade	150	129	\$2.20	\$42,570	30	Lowndes	4,000	110	\$2.20	\$968,000
62	Dawson	850	150	\$2.20	\$280,500	79	Lumpkin	450	140	\$2.20	\$138,600
11	Decatur	5,800	160	\$2.20	\$2,041,600	7	Macon	8,058	130	\$2.20	\$2,304,588
-	DeKalb				\$0	127	Madison	50	125	\$2.20	\$13,750
44	Dodge	1,900	140	\$2.20	\$585,200	69	Marion	830	115	\$2.20	\$209,990
55	Dooly	849	195	\$2.20	\$364,221	105	McDuffie	300	80	\$2.20	\$52,800
17	Dougherty	3,572	240	\$2.20	\$1,886,016	-	McIntosh				\$0
-	Douglas				\$0	104	Meriwether	260	100	\$2.20	\$57,200
27	Early	4,120	125	\$2.20	\$1,133,000	18	Miller	4,778	175	\$2.20	\$1,839,530
75	Echols	400	175	\$2.20	\$154,000	1	Mitchell	14,497	135	\$2.20	\$4,305,609
35	Effingham	4,100	90	\$2.20	\$811,800	120	Monroe	86	130	\$2.20	\$24,596

Corn

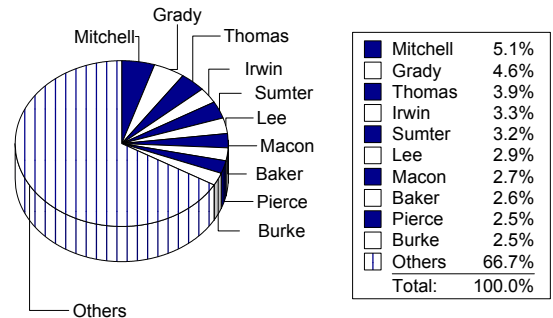
Farm Gate Value 2005

Rank	County	Acres	Bu/Acre	\$/Bu	Farm Gate Value
64	Montgomery	1,101	95	\$2.20	\$230,151
-	Morgan				\$0
49	Murray	1,600	130	\$2.20	\$457,600
-	Muscogee				\$0
124	Newton	70	110	\$2.20	\$16,940
92	Oconee	275	130	\$2.20	\$78,650
72	Oglethorpe	600	129	\$2.20	\$170,280
111	Paulding	200	80	\$2.20	\$35,200
56	Peach	900	175	\$2.20	\$346,500
81	Pickens	480	125	\$2.20	\$132,000
9	Pierce	6,000	130	\$2.75	\$2,145,000
126	Pike	50	129	\$2.20	\$14,190
58	Polk	900	160	\$2.20	\$316,800
61	Pulaski	982	130	\$2.20	\$280,852
-	Putnam				\$0
68	Quitman	802	120	\$2.20	\$211,728
112	Rabun	125	125	\$2.20	\$34,375
26	Randolph	3,488	150	\$2.20	\$1,151,040
82	Richmond	450	130	\$2.20	\$128,700
-	Rockdale				\$0
66	Schley	779	125	\$2.20	\$214,225
20	Screven	5,849	129	\$2.20	\$1,659,946
13	Seminole	3,928	175	\$2.90	\$1,993,460
-	Spalding				\$0
-	Stephens				\$0
90	Stewart	480	90	\$2.20	\$95,040
5	Sumter	6,923	180	\$2.20	\$2,741,508
110	Talbot	125	100	\$3.00	\$37,500
-	Taliaferro				\$0
28	Tattnall	3,588	130	\$2.20	\$1,026,168
73	Taylor	794	95	\$2.20	\$165,946
63	Telfair	775	150	\$2.20	\$255,750
16	Terrell	6,002	145	\$2.20	\$1,914,638
3	Thomas	8,700	170	\$2.20	\$3,253,800
48	Tift	1,410	150	\$2.20	\$465,300
40	Toombs	2,627	130	\$2.20	\$751,322
122	Towns	90	120	\$2.20	\$23,760
86	Treutlen	438	110	\$2.20	\$105,996
116	Troup	150	85	\$2.20	\$28,050
33	Turner	2,788	150	\$2.20	\$920,040
106	Twiggs	195	110	\$2.20	\$47,190
57	Union	1,500	100	\$2.20	\$330,000
114	Upson	90	150	\$2.20	\$29,700
70	Walker	750	120	\$2.20	\$198,000
100	Walton	350	85	\$2.20	\$65,450
50	Ware	2,052	100	\$2.20	\$451,440
101	Warren	525	55	\$2.20	\$63,525
41	Washington	2,400	140	\$2.20	\$739,200
15	Wayne	8,000	110	\$2.20	\$1,936,000
84	Webster	631	90	\$2.20	\$124,938
74	Wheeler	395	157	\$2.60	\$161,239

Rank	County	Acres	Bu/Acre	\$/Bu	Farm Gate Value
65	White	650	160	\$2.20	\$228,800
78	Whitfield	600	110	\$2.20	\$145,200
42	Wilcox	2,129	147	\$2.20	\$688,519
113	Wilkes	150	100	\$2.20	\$33,000
121	Wilkinson	104	106	\$2.20	\$24,231
31	Worth	3,253	135	\$2.20	\$966,141
2005 Totals		274,284			\$84,483,442

Percent of Row and Forage Crops 5.28%

Top Ten Counties For Corn



Top Ten Counties

Corn

County	Acres	Yield	Price	Farm Gate Value
Mitchell	14,497	135	\$2.20	\$4,305,609
Grady	12,520	140	\$2.20	\$3,856,160
Thomas	8,700	170	\$2.20	\$3,253,800
Irwin	7,840	160	\$2.20	\$2,759,680
Sumter	6,923	180	\$2.20	\$2,741,508
Lee	7,540	150	\$2.20	\$2,488,200
Macon	8,058	130	\$2.20	\$2,304,588
Baker	6,400	156	\$2.20	\$2,196,480
Pierce	6,000	130	\$2.75	\$2,145,000
Burke	7,000	135	\$2.20	\$2,079,000

Cotton

Farm Gate Value 2005

Rank	County	Acres	Lb/Acre	\$/Lb	Farm Gate Value	Rank	County	Acres	Lb/Acre	\$/Lb	Farm Gate Value
25	Appling	22,000	850	\$0.65	\$12,192,400	63	Elbert	1,948	1,000	\$0.65	\$1,270,096
45	Atkinson	8,022	853	\$0.65	\$4,461,483	29	Emanuel	19,058	800	\$0.65	\$9,940,653
48	Bacon	7,000	850	\$0.65	\$3,879,400	54	Evans	4,750	875	\$0.65	\$2,709,875
17	Baker	22,780	1,050	\$0.65	\$15,595,188	-	Fannin				\$0
-	Baldwin				\$0	-	Fayette				\$0
-	Banks				\$0	60	Floyd	2,536	933	\$0.65	\$1,542,689
-	Barrow				\$0	-	Forsyth				\$0
68	Bartow	1,443	853	\$0.65	\$802,589	-	Franklin				\$0
43	Ben Hill	8,274	853	\$0.65	\$4,601,635	-	Fulton				\$0
22	Berrien	22,716	898	\$0.65	\$13,300,127	-	Gilmer				\$0
-	Bibb				\$0	77	Glascocock	750	450	\$0.65	\$220,050
30	Bleckley	17,643	825	\$0.65	\$9,490,170	-	Glynn				\$0
-	Brantley				\$0	-	Gordon				\$0
8	Brooks	34,000	1,000	\$0.65	\$22,168,000	20	Grady	19,796	1,035	\$0.65	\$13,358,737
67	Bryan	1,400	900	\$0.65	\$821,520	-	Greene				\$0
9	Bulloch	41,332	810	\$0.65	\$21,828,256	-	Gwinnett				\$0
13	Burke	33,699	790	\$0.65	\$17,357,681	-	Habersham				\$0
-	Butts				\$0	-	Hall				\$0
26	Calhoun	22,303	825	\$0.65	\$11,996,784	91	Hancock	50	650	\$0.65	\$21,190
-	Camden				\$0	-	Haralson				\$0
32	Candler	15,500	900	\$0.65	\$9,095,400	-	Harris				\$0
-	Carroll				\$0	83	Hart	300	853	\$0.65	\$166,847
-	Catoosa				\$0	-	Heard				\$0
-	Charlton				\$0	-	Henry				\$0
-	Chatham				\$0	38	Houston	10,658	850	\$0.65	\$5,906,664
-	Chattahoochee				\$0	16	Irwin	26,979	910	\$0.65	\$16,007,180
79	Chattooga	300	966	\$0.65	\$188,950	-	Jackson				\$0
-	Cherokee				\$0	-	Jasper				\$0
-	Clarke				\$0	37	Jeff Davis	11,564	853	\$0.65	\$6,431,388
41	Clay	8,676	853	\$0.65	\$4,825,209	33	Jefferson	13,185	985	\$0.65	\$8,467,671
-	Clayton				\$0	71	Jenkins	1,500	686	\$0.65	\$670,908
80	Clinch	315	900	\$0.65	\$184,842	65	Johnson	1,767	780	\$0.65	\$898,676
-	Cobb				\$0	-	Jones				\$0
19	Coffee	23,154	900	\$0.65	\$13,586,767	58	Lamar	2,800	882	\$0.65	\$1,610,179
2	Colquitt	57,093	918	\$0.65	\$34,172,216	49	Lanier	5,620	959	\$0.65	\$3,514,006
-	Columbia				\$0	47	Laurens	7,725	850	\$0.65	\$4,281,195
31	Cook	15,314	950	\$0.65	\$9,485,492	27	Lee	18,921	928	\$0.65	\$11,448,265
-	Coweta				\$0	90	Liberty	124	850	\$0.65	\$68,721
74	Crawford	750	650	\$0.65	\$317,850	-	Lincoln				\$0
12	Crisp	33,950	880	\$0.65	\$19,479,152	89	Long	124	853	\$0.65	\$68,963
-	Dade				\$0	40	Lowndes	8,224	900	\$0.65	\$4,825,843
-	Dawson				\$0	-	Lumpkin				\$0
10	Decatur	31,750	1,025	\$0.65	\$21,218,525	36	Macon	15,948	750	\$0.65	\$7,798,572
-	DeKalb				\$0	92	Madison	35	850	\$0.65	\$19,397
35	Dodge	14,000	900	\$0.65	\$8,215,200	81	Marion	387	720	\$0.65	\$181,673
1	Dooly	75,213	950	\$0.65	\$46,586,932	-	McDuffie				\$0
42	Dougherty	4,792	1,500	\$0.65	\$4,686,576	-	McIntosh				\$0
-	Douglas				\$0	-	Meriwether				\$0
4	Early	40,516	1,100	\$0.65	\$29,058,075	7	Miller	35,971	1,050	\$0.65	\$24,625,747
-	Echols				\$0	3	Mitchell	50,928	925	\$0.65	\$30,714,677
61	Effingham	2,950	750	\$0.65	\$1,442,550	86	Monroe	218	853	\$0.65	\$121,242

Cotton

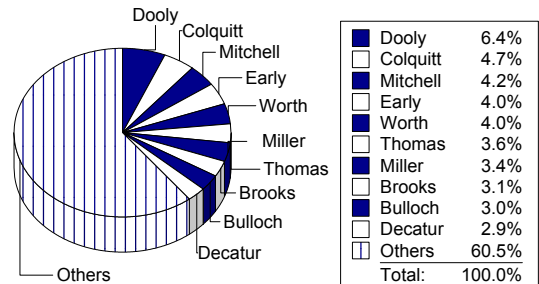
Farm Gate Value 2005

Rank	County	Acres	Lb/Acre	\$/Lb	Farm Gate Value
57	Montgomery	3,291	900	\$0.65	\$1,931,217
72	Morgan	1,200	800	\$0.65	\$625,920
-	Murray				\$0
-	Muscogee				\$0
-	Newton				\$0
78	Oconee	375	870	\$0.65	\$212,715
-	Oglethorpe				\$0
-	Paulding				\$0
55	Peach	4,850	850	\$0.65	\$2,687,870
-	Pickens				\$0
39	Pierce	9,000	925	\$0.65	\$5,427,900
84	Pike	282	853	\$0.65	\$156,836
70	Polk	1,200	1,000	\$0.65	\$782,400
14	Pulaski	28,451	900	\$0.65	\$16,695,047
-	Putnam				\$0
85	Quitman	278	853	\$0.65	\$154,611
-	Rabun				\$0
34	Randolph	11,660	1,100	\$0.65	\$8,362,552
87	Richmond	200	850	\$0.65	\$110,840
-	Rockdale				\$0
69	Schley	1,610	750	\$0.65	\$787,290
23	Screven	23,254	853	\$0.65	\$12,932,852
11	Seminole	32,512	980	\$0.65	\$20,773,868
-	Spalding				\$0
-	Stephens				\$0
64	Stewart	2,591	700	\$0.65	\$1,182,532
15	Sumter	29,982	850	\$0.65	\$16,616,024
-	Talbot				\$0
-	Taliaferro				\$0
46	Tattnall	7,705	853	\$0.65	\$4,285,182
53	Taylor	6,220	800	\$0.65	\$3,244,352
51	Telfair	5,902	900	\$0.65	\$3,463,294
18	Terrell	29,508	735	\$0.65	\$14,140,824
6	Thomas	41,700	970	\$0.65	\$26,372,748
28	Tift	19,906	875	\$0.65	\$11,356,373
56	Toombs	4,645	805	\$0.65	\$2,437,975
-	Towns				\$0
59	Treutlen	2,494	950	\$0.65	\$1,544,598
-	Troup				\$0
24	Turner	22,032	850	\$0.65	\$12,210,134
52	Twiggs	6,523	775	\$0.65	\$3,296,072
-	Union				\$0
82	Upson	314	870	\$0.65	\$178,113
-	Walker				\$0
75	Walton	750	600	\$0.65	\$293,400
66	Ware	1,470	860	\$0.65	\$824,258
88	Warren	350	450	\$0.65	\$102,690
73	Washington	1,200	700	\$0.65	\$547,680
44	Wayne	8,565	810	\$0.65	\$4,523,348
50	Webster	6,668	800	\$0.65	\$3,478,029
62	Wheeler	2,292	895	\$0.65	\$1,337,474

Rank	County	Acres	Lb/Acre	\$/Lb	Farm Gate Value
-	White				\$0
-	Whitfield				\$0
21	Wilcox	23,974	853	\$0.65	\$13,333,284
-	Wilkes				\$0
76	Wilkinson	721	524	\$0.65	\$246,431
5	Worth	50,298	875	\$0.65	\$28,695,009
2005 Totals		1,222,724			\$723,281,813

Percent of Row and Forage Crops 45.24%

Top Ten Counties For Cotton



Top Ten Counties Cotton

County	Acres	Yield	Price	Farm Gate Value
Dooly	75,213	950	\$0.65	\$46,586,932
Colquitt	57,093	918	\$0.65	\$34,172,216
Mitchell	50,928	925	\$0.65	\$30,714,677
Early	40,516	1,100	\$0.65	\$29,058,075
Worth	50,298	875	\$0.65	\$28,695,009
Thomas	41,700	970	\$0.65	\$26,372,748
Miller	35,971	1,050	\$0.65	\$24,625,747
Brooks	34,000	1,000	\$0.65	\$22,168,000
Bulloch	41,332	810	\$0.65	\$21,828,256
Decatur	31,750	1,025	\$0.65	\$21,218,525

Hay

Farm Gate Value 2005

Rank	County	Acres	Tons/ Acre	\$/Ton	Farm Gate Value	Rank	County	Acres	Tons/ Acre	\$/Ton	Farm Gate Value
36	Appling	7,500	3.00	\$60	\$1,350,000	22	Elbert	5,000	6.00	\$60	\$1,800,000
64	Atkinson	4,600	3.00	\$60	\$828,000	59	Emanuel	4,408	3.50	\$60	\$925,680
85	Bacon	2,600	3.00	\$60	\$468,000	77	Evans	2,200	4.50	\$60	\$594,000
52	Baker	2,100	8.00	\$60	\$1,008,000	123	Fannin	450	2.50	\$60	\$67,500
39	Baldwin	7,100	3.00	\$60	\$1,278,000	-	Fayette				\$0
45	Banks	8,000	2.50	\$60	\$1,200,000	2	Floyd	16,899	4.00	\$60	\$4,055,760
22	Barrow	10,000	3.00	\$60	\$1,800,000	111	Forsyth	1,500	2.00	\$60	\$180,000
9	Bartow	17,000	3.00	\$60	\$3,060,000	15	Franklin	12,000	3.50	\$60	\$2,520,000
34	Ben Hill	8,200	3.00	\$60	\$1,476,000	103	Fulton	1,300	2.75	\$60	\$214,500
51	Berrien	5,765	3.00	\$60	\$1,037,700	49	Gilmer	6,000	3.00	\$60	\$1,080,000
117	Bibb	655	3.00	\$60	\$117,900	31	Glascocock	4,600	5.50	\$60	\$1,518,000
58	Bleckley	3,500	4.50	\$60	\$945,000	-	Glynn				\$0
90	Brantley	2,500	2.50	\$60	\$375,000	70	Gordon	4,200	3.00	\$60	\$756,000
71	Brooks	2,500	5.00	\$60	\$750,000	72	Grady	4,100	3.00	\$60	\$738,000
-	Bryan				\$0	4	Greene	15,400	4.00	\$60	\$3,696,000
23	Bulloch	7,200	4.00	\$60	\$1,728,000	102	Gwinnett	2,100	2.00	\$60	\$252,000
19	Burke	10,000	3.50	\$60	\$2,100,000	47	Habersham	6,500	3.00	\$60	\$1,170,000
62	Butts	5,500	2.70	\$60	\$891,000	43	Hall	6,800	3.00	\$60	\$1,224,000
7	Calhoun	9,500	5.50	\$60	\$3,135,000	22	Hancock	10,000	3.00	\$60	\$1,800,000
128	Camden	125	3.00	\$60	\$22,500	68	Haralson	4,225	3.00	\$60	\$760,500
16	Candler	8,000	5.00	\$60	\$2,400,000	53	Harris	3,300	5.00	\$60	\$990,000
35	Carroll	8,000	3.00	\$60	\$1,440,000	21	Hart	9,000	3.50	\$60	\$1,890,000
104	Catoosa	2,031	1.75	\$60	\$213,255	111	Heard	1,000	3.00	\$60	\$180,000
99	Charlton	1,550	3.00	\$60	\$279,000	50	Henry	7,000	2.50	\$60	\$1,050,000
127	Chatham	225	3.00	\$60	\$40,500	66	Houston	4,000	3.30	\$60	\$792,000
126	Chattahoochee	250	3.00	\$60	\$45,000	61	Irwin	5,000	3.00	\$60	\$900,000
37	Chattooga	5,500	4.00	\$60	\$1,320,000	18	Jackson	12,000	3.00	\$60	\$2,160,000
73	Cherokee	4,000	3.00	\$60	\$720,000	9	Jasper	17,000	3.00	\$60	\$3,060,000
85	Clarke	1,950	4.00	\$60	\$468,000	26	Jeff Davis	9,325	3.00	\$60	\$1,678,500
73	Clay	4,000	3.00	\$60	\$720,000	33	Jefferson	5,803	4.25	\$60	\$1,479,765
129	Clayton	80	2.50	\$60	\$12,000	1	Jenkins	10,300	7.00	\$60	\$4,326,000
121	Clinch	450	3.00	\$60	\$81,000	55	Johnson	4,599	3.50	\$60	\$965,790
-	Cobb				\$0	54	Jones	5,400	3.00	\$60	\$972,000
17	Coffee	9,900	4.00	\$60	\$2,376,000	58	Lamar	4,500	3.50	\$60	\$945,000
24	Colquitt	5,615	5.00	\$60	\$1,684,500	102	Lanier	1,050	4.00	\$60	\$252,000
47	Columbia	6,500	3.00	\$60	\$1,170,000	6	Laurens	27,285	2.00	\$60	\$3,274,200
87	Cook	950	8.00	\$60	\$456,000	119	Lee	643	3.00	\$60	\$115,740
89	Coweta	2,200	3.00	\$60	\$396,000	116	Liberty	540	3.70	\$60	\$119,880
105	Crawford	1,000	3.50	\$60	\$210,000	60	Lincoln	7,700	2.00	\$60	\$924,000
40	Crisp	5,300	4.00	\$60	\$1,272,000	94	Long	1,841	3.00	\$60	\$331,380
91	Dade	2,050	3.00	\$60	\$369,000	27	Lowndes	5,500	5.00	\$60	\$1,650,000
114	Dawson	950	3.00	\$60	\$171,000	86	Lumpkin	2,550	3.00	\$60	\$459,000
30	Decatur	5,200	5.00	\$60	\$1,560,000	20	Macon	8,930	3.75	\$60	\$2,009,250
-	DeKalb				\$0	11	Madison	12,000	4.00	\$60	\$2,880,000
28	Dodge	9,000	3.00	\$60	\$1,620,000	63	Marion	3,100	4.50	\$60	\$837,000
96	Dooly	1,750	3.00	\$60	\$315,000	92	McDuffie	1,200	5.00	\$60	\$360,000
115	Dougherty	860	3.00	\$60	\$154,800	-	McIntosh				\$0
125	Douglas	500	2.00	\$60	\$60,000	75	Meriwether	3,500	3.00	\$60	\$630,000
69	Early	2,108	6.00	\$60	\$758,880	45	Miller	2,500	8.00	\$60	\$1,200,000
98	Echols	1,000	5.00	\$60	\$300,000	81	Mitchell	2,200	4.00	\$60	\$528,000
66	Effingham	4,400	3.00	\$60	\$792,000	78	Monroe	3,100	3.00	\$60	\$558,000

Hay

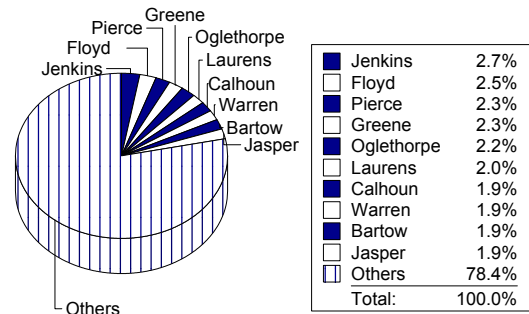
Farm Gate Value 2005

Rank	County	Acres	Tons/Acre	\$/Ton	Farm Gate Value
110	Montgomery	1,501	2.00	\$60	\$180,096
13	Morgan	15,000	3.00	\$60	\$2,700,000
14	Murray	14,700	3.00	\$60	\$2,646,000
130	Muscogee	20	4.00	\$60	\$4,800
37	Newton	5,500	4.00	\$60	\$1,320,000
42	Oconee	6,950	3.00	\$60	\$1,251,000
5	Oglethorpe	20,000	3.00	\$60	\$3,600,000
101	Paulding	2,200	2.00	\$60	\$264,000
107	Peach	1,300	2.50	\$60	\$195,000
73	Pickens	3,000	4.00	\$60	\$720,000
3	Pierce	10,500	6.00	\$60	\$3,780,000
75	Pike	3,500	3.00	\$60	\$630,000
54	Polk	5,400	3.00	\$60	\$972,000
76	Pulaski	3,749	2.80	\$60	\$629,832
48	Putnam	6,300	3.00	\$60	\$1,134,000
124	Quitman	350	3.00	\$60	\$63,000
122	Rabun	325	4.00	\$60	\$78,000
29	Randolph	5,326	5.00	\$60	\$1,597,800
80	Richmond	3,000	3.00	\$60	\$540,000
128	Rockdale	125	3.00	\$60	\$22,500
106	Schley	1,100	3.00	\$60	\$198,000
61	Screven	5,000	3.00	\$60	\$900,000
57	Seminole	5,300	3.00	\$60	\$954,000
109	Spalding	1,050	3.00	\$60	\$189,000
84	Stephens	2,625	3.00	\$60	\$472,500
113	Stewart	966	3.00	\$60	\$173,880
-	Sumter				\$0
56	Talbot	4,000	4.00	\$60	\$960,000
-	Taliaferro				\$0
22	Tattnall	10,000	3.00	\$60	\$1,800,000
88	Taylor	2,453	3.00	\$60	\$441,540
41	Telfair	7,000	3.00	\$60	\$1,260,000
108	Terrell	800	4.00	\$60	\$192,000
65	Thomas	4,470	3.00	\$60	\$804,600
19	Tift	5,000	7.00	\$60	\$2,100,000
67	Toombs	3,750	3.50	\$60	\$787,500
83	Towns	4,000	2.00	\$60	\$480,000
120	Treutlen	767	2.00	\$60	\$92,076
95	Troup	1,800	3.00	\$60	\$324,000
82	Turner	2,856	3.00	\$60	\$514,080
44	Twiggs	5,825	3.50	\$60	\$1,223,250
100	Union	1,500	3.00	\$60	\$270,000
112	Upson	980	3.00	\$60	\$176,400
18	Walker	9,000	4.00	\$60	\$2,160,000
25	Walton	7,000	4.00	\$60	\$1,680,000
97	Ware	1,700	3.00	\$60	\$306,000
8	Warren	8,600	6.00	\$60	\$3,096,000
32	Washington	6,200	4.00	\$60	\$1,488,000
38	Wayne	3,800	5.20	\$65	\$1,284,400
79	Webster	1,526	6.00	\$60	\$549,360
46	Wheeler	2,885	5.80	\$70	\$1,171,310

Rank	County	Acres	Tons/Acre	\$/Ton	Farm Gate Value
74	White	4,600	2.50	\$60	\$690,000
118	Whitfield	650	3.00	\$60	\$117,000
53	Wilcox	5,500	3.00	\$60	\$990,000
10	Wilkes	14,400	3.50	\$60	\$3,024,000
93	Wilkinson	1,092	5.30	\$60	\$347,256
12	Worth	15,739	3.00	\$60	\$2,833,020
2005 Totals		761,892			\$162,220,680

Percent of Row and Forage Crops 10.15%

Top Ten Counties For Hay



Top Ten Counties

Hay

County	Acres	Yield	Price	Farm Gate Value
Jenkins	10,300	7.00	\$60.00	\$4,326,000
Floyd	16,899	4.00	\$60.00	\$4,055,760
Pierce	10,500	6.00	\$60.00	\$3,780,000
Greene	15,400	4.00	\$60.00	\$3,696,000
Oglethorpe	20,000	3.00	\$60.00	\$3,600,000
Laurens	27,285	2.00	\$60.00	\$3,274,200
Calhoun	9,500	5.50	\$60.00	\$3,135,000
Warren	8,600	6.00	\$60.00	\$3,096,000
Bartow	17,000	3.00	\$60.00	\$3,060,000
Jasper	17,000	3.00	\$60.00	\$3,060,000

Oats

Farm Gate Value 2005

Rank	County	Acres	Bu/Acre	\$/Bu	Farm Gate Value	Rank	County	Acres	Bu/Acre	\$/Bu	Farm Gate Value
30	Appling	500	65	\$1.70	\$55,250	41	Elbert	244	80	\$1.70	\$33,184
54	Atkinson	187	60	\$1.70	\$19,074	21	Emanuel	573	85	\$1.70	\$82,799
65	Bacon	150	40	\$1.70	\$10,200	73	Evans	54	60	\$1.70	\$5,508
16	Baker	1,500	50	\$1.70	\$127,500	-	Fannin				\$0
65	Baldwin	100	60	\$1.70	\$10,200	-	Fayette				\$0
-	Banks				\$0	-	Floyd				\$0
-	Barrow				\$0	-	Forsyth				\$0
-	Bartow				\$0	58	Franklin	150	55	\$1.70	\$14,025
52	Ben Hill	200	60	\$1.70	\$20,400	-	Fulton				\$0
74	Berrien	52	60	\$1.70	\$5,304	-	Gilmer				\$0
67	Bibb	99	56	\$1.70	\$9,425	49	Glascocock	300	50	\$1.70	\$25,500
55	Bleckley	180	60	\$1.70	\$18,360	-	Glynn				\$0
64	Brantley	106	60	\$1.70	\$10,812	-	Gordon				\$0
68	Brooks	100	50	\$1.70	\$8,500	19	Grady	1,100	58	\$1.70	\$108,460
-	Bryan				\$0	-	Greene				\$0
37	Bulloch	600	40	\$1.70	\$40,800	-	Gwinnett				\$0
6	Burke	1,800	75	\$1.70	\$229,500	-	Habersham				\$0
77	Butts	50	50	\$1.70	\$4,250	63	Hall	110	65	\$1.70	\$12,155
59	Calhoun	137	60	\$1.70	\$13,974	-	Hancock				\$0
-	Camden				\$0	-	Haralson				\$0
-	Candler				\$0	56	Harris	200	50	\$1.70	\$17,000
-	Carroll				\$0	52	Hart	200	60	\$1.70	\$20,400
-	Catoosa				\$0	79	Heard	25	60	\$1.70	\$2,550
-	Charlton				\$0	65	Henry	100	60	\$1.70	\$10,200
-	Chatham				\$0	10	Houston	1,427	65	\$1.70	\$157,684
-	Chattahoochee				\$0	24	Irwin	687	60	\$1.70	\$70,074
85	Chattooga	20	30	\$1.70	\$1,020	52	Jackson	200	60	\$1.70	\$20,400
-	Cherokee				\$0	32	Jasper	500	60	\$1.70	\$51,000
60	Clarke	200	40	\$1.70	\$13,600	66	Jeff Davis	93	60	\$1.70	\$9,486
36	Clay	446	60	\$1.70	\$45,492	12	Jefferson	1,595	57	\$1.70	\$154,556
-	Clayton				\$0	22	Jenkins	1,000	48	\$1.70	\$81,600
-	Clinch				\$0	7	Johnson	1,507	85	\$1.70	\$217,762
-	Cobb				\$0	-	Jones				\$0
15	Coffee	1,089	75	\$1.70	\$138,848	69	Lamar	75	60	\$1.70	\$7,650
51	Colquitt	201	62	\$1.70	\$21,185	53	Lanier	225	50	\$1.70	\$19,125
-	Columbia				\$0	9	Laurens	1,709	60	\$1.70	\$174,318
84	Cook	30	30	\$1.70	\$1,530	29	Lee	530	63	\$1.70	\$56,763
-	Coweta				\$0	-	Liberty				\$0
57	Crawford	150	60	\$1.70	\$15,300	-	Lincoln				\$0
14	Crisp	1,363	60	\$1.70	\$139,026	-	Long				\$0
-	Dade				\$0	43	Lowndes	250	75	\$1.70	\$31,875
-	Dawson				\$0	-	Lumpkin				\$0
8	Decatur	1,500	85	\$1.70	\$216,750	70	Macon	90	45	\$1.70	\$6,885
-	DeKalb				\$0	82	Madison	20	60	\$1.70	\$2,040
13	Dodge	1,300	65	\$1.70	\$143,650	69	Marion	75	60	\$1.70	\$7,650
50	Dooly	235	60	\$1.70	\$23,970	52	McDuffie	200	60	\$1.70	\$20,400
40	Dougherty	195	110	\$1.70	\$36,465	-	McIntosh				\$0
-	Douglas				\$0	52	Meriwether	200	60	\$1.70	\$20,400
3	Early	2,802	75	\$1.70	\$357,255	25	Miller	524	70	\$1.70	\$62,356
34	Echols	400	70	\$1.70	\$47,600	27	Mitchell	562	60	\$1.70	\$57,324
85	Effingham	10	60	\$1.70	\$1,020	78	Monroe	40	60	\$1.70	\$4,080

Oats

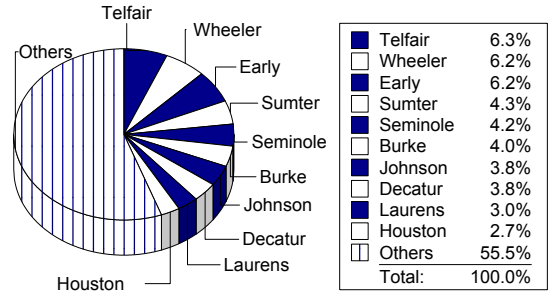
Farm Gate Value 2005

Rank	County	Acres	Bu/Acre	\$/Bu	Farm Gate Value
11	Montgomery	1,302	70	\$1.70	\$154,962
-	Morgan				\$0
-	Murray				\$0
-	Muscogee				\$0
83	Newton	25	45	\$1.70	\$1,913
69	Oconee	75	60	\$1.70	\$7,650
49	Oglethorpe	250	60	\$1.70	\$25,500
-	Paulding				\$0
62	Peach	150	50	\$1.70	\$12,750
-	Pickens				\$0
39	Pierce	600	37	\$1.70	\$37,740
65	Pike	100	60	\$1.70	\$10,200
-	Polk				\$0
44	Pulaski	300	60	\$1.70	\$30,600
82	Putnam	30	40	\$1.70	\$2,040
-	Quitman				\$0
81	Rabun	20	65	\$1.70	\$2,210
23	Randolph	632	70	\$1.70	\$75,208
47	Richmond	270	60	\$1.70	\$27,540
-	Rockdale				\$0
75	Schley	42	70	\$1.70	\$4,998
26	Screven	566	60	\$1.70	\$57,732
5	Seminole	1,015	95	\$2.50	\$241,063
-	Spalding				\$0
-	Stephens				\$0
-	Stewart				\$0
4	Sumter	2,220	65	\$1.70	\$245,310
-	Talbot				\$0
-	Taliaferro				\$0
52	Tattnall	200	60	\$1.70	\$20,400
35	Taylor	774	35	\$1.70	\$46,053
1	Telfair	3,038	70	\$1.70	\$361,522
17	Terrell	1,406	50	\$1.70	\$119,510
18	Thomas	1,170	60	\$1.70	\$119,340
28	Tift	560	60	\$1.70	\$57,120
33	Toombs	414	68	\$1.70	\$47,801
-	Towns				\$0
45	Treutlen	245	73	\$1.70	\$30,405
-	Troup				\$0
38	Turner	372	60	\$1.70	\$37,944
-	Twiggs				\$0
-	Union				\$0
76	Upson	40	70	\$1.70	\$4,760
-	Walker				\$0
71	Walton	75	50	\$1.70	\$6,375
72	Ware	83	45	\$1.70	\$6,350
31	Warren	720	45	\$1.70	\$55,080
20	Washington	800	70	\$1.70	\$95,200
61	Wayne	200	38	\$1.70	\$12,920
48	Webster	274	55	\$1.70	\$25,619
2	Wheeler	2,155	74	\$2.25	\$358,808

Rank	County	Acres	Bu/Acre	\$/Bu	Farm Gate Value
-	White				\$0
-	Whitfield				\$0
42	Wilcox	324	60	\$1.70	\$33,048
-	Wilkes				\$0
80	Wilkinson	25	58	\$1.70	\$2,465
46	Worth	276	60	\$1.70	\$28,152
2005 Totals		51,015			\$5,757,752

Percent of Row and Forage Crops 0.36%

Top Ten Counties For Oats



Top Ten Counties

Oats

County	Acres	Yield	Price	Farm Gate Value
Telfair	3,038	70	\$1.70	\$361,522
Wheeler	2,155	74	\$2.25	\$358,808
Early	2,802	75	\$1.70	\$357,255
Sumter	2,220	65	\$1.70	\$245,310
Seminole	1,015	95	\$2.50	\$241,063
Burke	1,800	75	\$1.70	\$229,500
Johnson	1,507	85	\$1.70	\$217,762
Decatur	1,500	85	\$1.70	\$216,750
Laurens	1,709	60	\$1.70	\$174,318
Houston	1,427	65	\$1.70	\$157,684

Peanuts

Farm Gate Value 2005

Rank	County	Acres	Lb/Acre	\$/Lb	Farm Gate Value	Rank	County	Acres	Lb/Acre	\$/Lb	Farm Gate Value
17	Appling	17,000	3,100	\$0.18	\$9,617,750	-	Elbert				\$0
34	Atkinson	10,553	2,900	\$0.18	\$5,585,175	39	Emanuel	8,010	3,100	\$0.18	\$4,531,658
30	Bacon	12,000	2,800	\$0.18	\$6,132,000	59	Evans	1,800	2,900	\$0.18	\$952,650
11	Baker	18,280	3,300	\$0.18	\$11,009,130	-	Fannin				\$0
-	Baldwin				\$0	79	Fayette	5	300	\$0.18	\$274
-	Banks				\$0	-	Floyd				\$0
-	Barrow				\$0	-	Forsyth				\$0
-	Bartow				\$0	-	Franklin				\$0
38	Ben Hill	8,199	3,100	\$0.18	\$4,638,584	-	Fulton				\$0
15	Berrien	19,305	2,875	\$0.18	\$10,129,092	-	Gilmer				\$0
78	Bibb	4	3,300	\$0.18	\$2,409	71	Glascock	800	1,600	\$0.18	\$233,600
55	Bleckley	2,902	2,750	\$0.18	\$1,456,441	-	Glynn				\$0
69	Brantley	653	2,980	\$0.18	\$355,134	-	Gordon				\$0
8	Brooks	20,000	3,800	\$0.18	\$13,870,000	31	Grady	10,874	2,920	\$0.18	\$5,794,755
66	Bryan	1,200	2,500	\$0.18	\$547,500	-	Greene				\$0
10	Bulloch	22,610	2,750	\$0.18	\$11,347,394	-	Gwinnett				\$0
19	Burke	17,812	2,800	\$0.18	\$9,101,932	-	Habersham				\$0
-	Butts				\$0	-	Hall				\$0
12	Calhoun	17,380	3,320	\$0.18	\$10,530,542	-	Hancock				\$0
-	Camden				\$0	-	Haralson				\$0
56	Candler	3,300	2,400	\$0.18	\$1,445,400	-	Harris				\$0
-	Carroll				\$0	-	Hart				\$0
-	Catoosa				\$0	-	Heard				\$0
-	Charlton				\$0	-	Henry				\$0
-	Chatham				\$0	49	Houston	3,797	3,000	\$0.18	\$2,078,858
-	Chattahoochee				\$0	4	Irwin	28,159	3,175	\$0.18	\$16,316,381
-	Chattooga				\$0	-	Jackson				\$0
-	Cherokee				\$0	-	Jasper				\$0
-	Clarke				\$0	14	Jeff Davis	16,320	3,500	\$0.18	\$10,424,400
36	Clay	9,413	2,870	\$0.18	\$4,930,294	25	Jefferson	13,091	3,080	\$0.18	\$7,358,451
-	Clayton				\$0	41	Jenkins	9,000	2,090	\$0.18	\$3,432,825
72	Clinch	500	2,500	\$0.18	\$228,125	50	Johnson	3,365	3,100	\$0.18	\$1,903,749
-	Cobb				\$0	-	Jones				\$0
5	Coffee	29,508	3,000	\$0.18	\$16,155,630	-	Lamar				\$0
16	Colquitt	20,590	2,650	\$0.18	\$9,957,839	47	Lanier	4,100	3,275	\$0.18	\$2,450,519
-	Columbia				\$0	54	Laurens	5,242	1,675	\$0.18	\$1,602,414
27	Cook	13,030	2,800	\$0.18	\$6,658,330	13	Lee	15,933	3,600	\$0.18	\$10,467,981
-	Coweta				\$0	-	Liberty				\$0
74	Crawford	200	3,000	\$0.18	\$109,500	-	Lincoln				\$0
29	Crisp	13,756	2,500	\$0.18	\$6,276,175	75	Long	163	2,876	\$0.18	\$85,554
-	Dade				\$0	43	Lowndes	6,000	2,700	\$0.18	\$2,956,500
-	Dawson				\$0	-	Lumpkin				\$0
2	Decatur	27,750	3,700	\$0.18	\$18,738,188	42	Macon	6,588	2,500	\$0.18	\$3,005,775
-	DeKalb				\$0	-	Madison				\$0
44	Dodge	5,600	2,700	\$0.18	\$2,759,400	60	Marion	1,773	2,650	\$0.18	\$857,467
18	Dooly	17,588	2,870	\$0.18	\$9,212,155	-	McDuffie				\$0
37	Dougherty	4,701	5,500	\$0.18	\$4,718,629	-	McIntosh				\$0
-	Douglas				\$0	-	Meriwether				\$0
6	Early	30,187	2,800	\$0.18	\$15,425,557	7	Miller	23,114	3,400	\$0.18	\$14,342,237
64	Echols	750	4,900	\$0.18	\$670,688	3	Mitchell	28,243	3,200	\$0.18	\$16,493,912
51	Effingham	3,550	2,900	\$0.18	\$1,878,838	-	Monroe				\$0

Peanuts

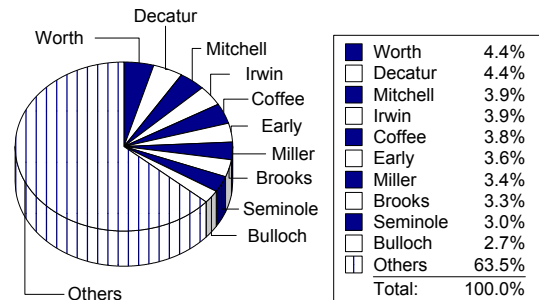
Farm Gate Value 2005

Rank	County	Acres	Lb/Acre	\$/Lb	Farm Gate Value
62	Montgomery	1,635	2,800	\$0.18	\$835,587
-	Morgan				\$0
-	Murray				\$0
-	Muscogee				\$0
-	Newton				\$0
-	Oconee				\$0
-	Oglethorpe				\$0
-	Paulding				\$0
73	Peach	450	2,700	\$0.18	\$221,738
-	Pickens				\$0
26	Pierce	12,500	3,200	\$0.18	\$7,300,000
-	Pike				\$0
-	Polk				\$0
32	Pulaski	11,059	2,800	\$0.18	\$5,651,149
-	Putnam				\$0
67	Quitman	1,025	2,870	\$0.18	\$536,869
-	Rabun				\$0
22	Randolph	14,314	3,150	\$0.18	\$8,228,761
-	Richmond				\$0
-	Rockdale				\$0
61	Schley	2,339	2,000	\$0.18	\$853,735
33	Screven	10,732	2,870	\$0.18	\$5,621,153
9	Seminole	17,194	3,700	\$0.20	\$12,723,560
-	Spalding				\$0
-	Stephens				\$0
57	Stewart	3,421	2,100	\$0.18	\$1,311,098
23	Sumter	15,630	2,600	\$0.18	\$7,416,435
-	Talbot				\$0
-	Taliaferro				\$0
53	Tattnall	3,175	2,870	\$0.18	\$1,662,986
68	Taylor	748	3,000	\$0.18	\$409,530
48	Telfair	4,677	2,500	\$0.18	\$2,133,881
24	Terrell	14,766	2,750	\$0.18	\$7,410,686
21	Thomas	17,200	2,870	\$0.18	\$9,008,930
20	Tift	17,092	2,910	\$0.18	\$9,077,134
58	Toombs	2,299	2,385	\$0.18	\$1,000,668
-	Towns				\$0
63	Treutlen	1,265	3,200	\$0.18	\$738,637
-	Troup				\$0
28	Turner	16,558	2,200	\$0.18	\$6,648,037
70	Twiggs	500	2,700	\$0.18	\$246,375
-	Union				\$0
-	Upson				\$0
-	Walker				\$0
-	Walton				\$0
45	Ware	5,115	2,750	\$0.18	\$2,567,091
77	Warren	230	1,250	\$0.18	\$52,469
52	Washington	3,600	2,800	\$0.18	\$1,839,600
40	Wayne	6,245	3,210	\$0.18	\$3,658,477
46	Webster	5,464	2,500	\$0.18	\$2,492,950
65	Wheeler	890	3,390	\$0.18	\$550,621

Rank	County	Acres	Lb/Acre	\$/Lb	Farm Gate Value
-	White				\$0
-	Whitfield				\$0
35	Wilcox	11,898	2,400	\$0.18	\$5,211,324
-	Wilkes				\$0
76	Wilkinson	156	2,428	\$0.18	\$69,125
1	Worth	32,698	3,150	\$0.18	\$18,797,263
2005 Totals		769,573			\$423,053,656

Percent of Row and Forage Crops 26.46%

Top Ten Counties For Peanuts



Top Ten Counties

Peanuts

County	Acres	Yield	Price	Farm Gate Value
Worth	32,698	3,150	\$0.18	\$18,797,263
Decatur	27,750	3,700	\$0.18	\$18,738,188
Mitchell	28,243	3,200	\$0.18	\$16,493,912
Irwin	28,159	3,175	\$0.18	\$16,316,381
Coffee	29,508	3,000	\$0.18	\$16,155,630
Early	30,187	2,800	\$0.18	\$15,425,557
Miller	23,114	3,400	\$0.18	\$14,342,237
Brooks	20,000	3,800	\$0.18	\$13,870,000
Seminole	17,194	3,700	\$0.20	\$12,723,560
Bulloch	22,610	2,750	\$0.18	\$11,347,394

Rye

Farm Gate Value 2005

Rank	County	Acres	Bu/Acre	\$/Bu	Farm Gate Value	Rank	County	Acres	Bu/Acre	\$/Bu	Farm Gate Value
51	Appling	400	27	\$10.00	\$108,000	54	Elbert	332	30	\$10.00	\$99,600
45	Atkinson	460	27	\$10.00	\$124,200	58	Emanuel	413	21	\$10.00	\$86,730
33	Bacon	700	25	\$10.00	\$175,000	17	Evans	1,273	30	\$10.00	\$381,900
71	Baker	125	25	\$10.00	\$31,250	-	Fannin				\$0
66	Baldwin	225	27	\$10.00	\$60,750	-	Fayette				\$0
75	Banks	100	25	\$10.00	\$25,000	-	Floyd				\$0
-	Barrow				\$0	-	Forsyth				\$0
-	Bartow				\$0	43	Franklin	500	26	\$10.00	\$130,000
55	Ben Hill	340	27	\$10.00	\$91,800	-	Fulton				\$0
67	Berrien	300	20	\$10.00	\$60,000	-	Gilmer				\$0
73	Bibb	114	25	\$10.00	\$28,500	16	Glascocock	800	50	\$10.00	\$400,000
30	Bleckley	696	27	\$10.00	\$187,920	-	Glynn				\$0
-	Brantley				\$0	-	Gordon				\$0
72	Brooks	100	30	\$10.00	\$30,000	52	Grady	425	24	\$10.00	\$102,000
76	Bryan	100	24	\$10.00	\$24,000	-	Greene				\$0
1	Bulloch	4,000	35	\$10.00	\$1,400,000	-	Gwinnett				\$0
14	Burke	2,300	20	\$10.00	\$460,000	-	Habersham				\$0
75	Butts	100	25	\$10.00	\$25,000	74	Hall	100	27	\$10.00	\$27,000
-	Calhoun				\$0	44	Hancock	500	25	\$10.00	\$125,000
-	Camden				\$0	-	Haralson				\$0
5	Candler	3,000	25	\$10.00	\$750,000	36	Harris	400	40	\$10.00	\$160,000
-	Carroll				\$0	27	Hart	900	27	\$10.00	\$243,000
-	Catoosa				\$0	-	Heard				\$0
-	Charlton				\$0	61	Henry	400	20	\$10.00	\$80,000
-	Chatham				\$0	41	Houston	550	25	\$10.00	\$137,500
-	Chattahoochee				\$0	40	Irwin	528	27	\$10.00	\$142,560
81	Chattooga	75	18	\$10.00	\$13,500	16	Jackson	1,000	40	\$10.00	\$400,000
-	Cherokee				\$0	42	Jasper	500	27	\$10.00	\$135,000
70	Clarke	100	35	\$10.00	\$35,000	46	Jeff Davis	452	27	\$10.00	\$122,040
13	Clay	1,827	27	\$10.00	\$493,290	3	Jefferson	3,136	31	\$10.00	\$972,160
-	Clayton				\$0	12	Jenkins	2,000	27	\$10.00	\$540,000
86	Clinch	15	40	\$10.00	\$6,000	25	Johnson	1,216	21	\$10.00	\$255,360
-	Cobb				\$0	-	Jones				\$0
42	Coffee	900	15	\$10.00	\$135,000	81	Lamar	50	27	\$10.00	\$13,500
29	Colquitt	1,183	19	\$10.00	\$224,770	67	Lanier	150	40	\$10.00	\$60,000
90	Columbia	6	27	\$10.00	\$1,728	48	Laurens	590	20	\$10.00	\$118,000
26	Cook	700	35	\$10.00	\$245,000	63	Lee	205	36	\$10.00	\$73,800
79	Coweta	67	27	\$10.00	\$18,090	-	Liberty				\$0
28	Crawford	900	25	\$10.00	\$225,000	80	Lincoln	75	20	\$10.00	\$15,000
7	Crisp	2,584	25	\$10.00	\$646,000	-	Long				\$0
-	Dade				\$0	39	Lowndes	500	30	\$10.00	\$150,000
-	Dawson				\$0	-	Lumpkin				\$0
22	Decatur	1,400	22	\$10.00	\$308,000	2	Macon	6,740	15	\$10.00	\$1,011,000
-	DeKalb				\$0	82	Madison	40	25	\$10.00	\$10,000
10	Dodge	1,800	35	\$10.00	\$630,000	69	Marion	200	20	\$10.00	\$40,000
6	Dooly	2,343	30	\$10.00	\$702,900	62	McDuffie	300	25	\$10.00	\$75,000
88	Dougherty	25	16	\$10.00	\$4,000	-	McIntosh				\$0
-	Douglas				\$0	4	Meriwether	3,200	27	\$10.00	\$864,000
20	Early	1,183	30	\$10.00	\$354,900	84	Miller	50	15	\$10.00	\$7,500
67	Echols	200	30	\$10.00	\$60,000	-	Mitchell				\$0
21	Effingham	1,200	27	\$10.00	\$324,000	-	Monroe				\$0

Rye

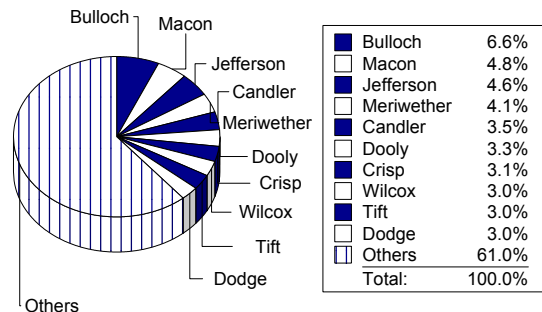
Farm Gate Value 2005

Rank	County	Acres	Bu/Acre	\$/Bu	Farm Gate Value
64	Montgomery	447	16	\$10.00	\$71,584
-	Morgan				\$0
89	Murray	8	27	\$10.00	\$2,160
-	Muscogee				\$0
43	Newton	325	40	\$10.00	\$130,000
59	Oconee	300	28	\$10.00	\$84,000
66	Oglethorpe	225	27	\$10.00	\$60,750
-	Paulding				\$0
49	Peach	450	25	\$10.00	\$112,500
-	Pickens				\$0
32	Pierce	800	22	\$10.00	\$176,000
87	Pike	20	27	\$10.00	\$5,400
-	Polk				\$0
35	Pulaski	614	27	\$10.00	\$165,780
83	Putnam	50	18	\$10.00	\$9,000
47	Quitman	440	27	\$10.00	\$118,800
-	Rabun				\$0
19	Randolph	2,440	15	\$10.00	\$366,000
77	Richmond	80	27	\$10.00	\$21,600
-	Rockdale				\$0
78	Schley	100	20	\$10.00	\$20,000
15	Screven	1,700	27	\$10.00	\$459,000
60	Seminole	233	35	\$10.00	\$81,550
-	Spalding				\$0
-	Stephens				\$0
-	Stewart				\$0
-	Sumter				\$0
57	Talbot	250	35	\$10.00	\$87,500
-	Taliaferro				\$0
51	Tattnall	400	27	\$10.00	\$108,000
38	Taylor	790	20	\$10.00	\$158,000
18	Telfair	1,256	30	\$10.00	\$376,800
31	Terrell	735	25	\$10.00	\$183,750
23	Thomas	710	42	\$10.00	\$298,200
9	Tift	2,347	27	\$10.00	\$633,690
37	Toombs	639	25	\$10.00	\$159,750
-	Towns				\$0
53	Treutlen	372	27	\$10.00	\$100,305
44	Troup	500	25	\$10.00	\$125,000
24	Turner	1,045	25	\$10.00	\$261,250
68	Twiggs	180	27	\$10.00	\$48,600
-	Union				\$0
-	Upson				\$0
-	Walker				\$0
-	Walton				\$0
-	Ware				\$0
34	Warren	420	40	\$10.00	\$168,000
57	Washington	350	25	\$10.00	\$87,500
56	Wayne	300	30	\$10.00	\$90,000
65	Webster	311	20	\$10.00	\$62,200
11	Wheeler	1,890	27	\$11.50	\$586,845

Rank	County	Acres	Bu/Acre	\$/Bu	Farm Gate Value
-	White				\$0
-	Whitfield				\$0
8	Wilcox	2,900	22	\$10.00	\$638,000
-	Wilkes				\$0
85	Wilkinson	45	16	\$10.00	\$7,248
50	Worth	390	28	\$10.00	\$109,200
2005 Totals		81,156			\$21,160,210

Percent of Row and Forage Crops 1.32%

Top Ten Counties For Rye



Top Ten Counties

Rye

County	Acres	Yield	Price	Farm Gate Value
Bulloch	4,000	35	\$10.00	\$1,400,000
Macon	6,740	15	\$10.00	\$1,011,000
Jefferson	3,136	31	\$10.00	\$972,160
Meriwether	3,200	27	\$10.00	\$864,000
Candler	3,000	25	\$10.00	\$750,000
Dooly	2,343	30	\$10.00	\$702,900
Crisp	2,584	25	\$10.00	\$646,000
Wilcox	2,900	22	\$10.00	\$638,000
Tift	2,347	27	\$10.00	\$633,690
Dodge	1,800	35	\$10.00	\$630,000

Silage

Farm Gate Value 2005

Rank	County	Acres	Tons/ Acre	\$/Ton	Farm Gate Value	Rank	County	Acres	Tons/ Acre	\$/Ton	Farm Gate Value
15	Appling	1,000	19	\$25	\$475,000	34	Elbert	650	10	\$25	\$162,500
69	Atkinson	50	19	\$25	\$23,750	-	Emanuel				\$0
24	Bacon	800	16	\$25	\$320,000	-	Evans				\$0
40	Baker	300	18	\$25	\$135,000	-	Fannin				\$0
-	Baldwin				\$0	-	Fayette				\$0
73	Banks	30	12	\$25	\$9,000	52	Floyd	120	30	\$25	\$90,000
-	Barrow				\$0	50	Forsyth	250	15	\$25	\$93,750
44	Bartow	250	19	\$25	\$118,750	-	Franklin				\$0
38	Ben Hill	350	17	\$25	\$148,750	-	Fulton				\$0
36	Berrien	400	15	\$25	\$150,000	49	Gilmer	200	19	\$25	\$95,000
72	Bibb	40	10	\$25	\$10,000	60	Glascok	300	8	\$25	\$60,000
-	Bleckley				\$0	-	Glynn				\$0
-	Brantley				\$0	62	Gordon	120	18	\$25	\$52,500
2	Brooks	3,200	24	\$25	\$1,920,000	16	Grady	700	21	\$30	\$441,000
-	Bryan				\$0	41	Greene	350	15	\$25	\$131,250
-	Bulloch				\$0	-	Gwinnett				\$0
1	Burke	7,000	19	\$25	\$3,325,000	49	Habersham	200	19	\$25	\$95,000
-	Butts				\$0	20	Hall	900	17	\$25	\$382,500
-	Calhoun				\$0	6	Hancock	3,000	13	\$25	\$975,000
-	Camden				\$0	-	Haralson				\$0
-	Candler				\$0	-	Harris				\$0
-	Carroll				\$0	10	Hart	1,400	19	\$25	\$665,000
-	Catoosa				\$0	64	Heard	100	19	\$25	\$47,500
67	Charlton	60	18	\$25	\$27,000	-	Henry				\$0
-	Chatham				\$0	31	Houston	450	16	\$25	\$180,000
-	Chattahoochee				\$0	19	Irwin	600	27	\$25	\$405,000
43	Chattooga	280	17	\$25	\$119,000	-	Jackson				\$0
55	Cherokee	235	13	\$25	\$76,375	44	Jasper	250	19	\$25	\$118,750
71	Clarke	92	8	\$25	\$18,400	-	Jeff Davis				\$0
-	Clay				\$0	18	Jefferson	902	18	\$25	\$405,900
-	Clayton				\$0	3	Jenkins	5,000	15	\$25	\$1,875,000
-	Clinch				\$0	70	Johnson	40	20	\$25	\$20,000
-	Cobb				\$0	58	Jones	155	19	\$25	\$73,625
-	Coffee				\$0	22	Lamar	844	16	\$25	\$337,600
59	Colquitt	119	21	\$25	\$62,475	-	Lanier				\$0
56	Columbia	160	19	\$25	\$76,000	53	Laurens	164	20	\$25	\$82,000
-	Cook				\$0	8	Lee	1,500	19	\$25	\$712,500
47	Coweta	220	19	\$25	\$104,500	-	Liberty				\$0
-	Crawford				\$0	-	Lincoln				\$0
-	Crisp				\$0	-	Long				\$0
-	Dade				\$0	-	Lowndes				\$0
-	Dawson				\$0	56	Lumpkin	160	19	\$25	\$76,000
12	Decatur	1,000	23	\$25	\$575,000	4	Macon	4,000	18	\$25	\$1,800,000
-	DeKalb				\$0	75	Madison	15	14	\$25	\$5,250
-	Dodge				\$0	-	Marion				\$0
57	Dooly	200	15	\$25	\$75,000	25	McDuffie	900	14	\$25	\$315,000
-	Dougherty				\$0	-	McIntosh				\$0
61	Douglas	150	15	\$25	\$56,250	69	Meriwether	50	19	\$25	\$23,750
-	Early				\$0	33	Miller	300	22	\$25	\$165,000
-	Echols				\$0	36	Mitchell	400	15	\$25	\$150,000
66	Effingham	100	17	\$25	\$42,500	37	Monroe	499	12	\$25	\$149,700

Silage

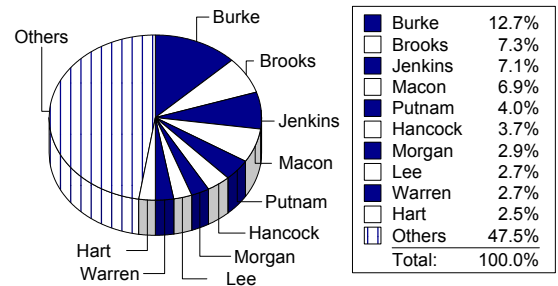
Farm Gate Value 2005

Rank	County	Acres	Tons/Acre	\$/Ton	Farm Gate Value
-	Montgomery				\$0
7	Morgan	1,500	20	\$25	\$750,000
46	Murray	230	19	\$25	\$109,250
-	Muscogee				\$0
68	Newton	150	7	\$25	\$26,250
54	Oconee	190	17	\$25	\$80,750
26	Oglethorpe	600	19	\$25	\$285,000
63	Paulding	215	9	\$25	\$48,375
29	Peach	650	13	\$25	\$211,250
-	Pickens				\$0
27	Pierce	550	18	\$25	\$247,500
51	Pike	191	19	\$25	\$90,725
-	Polk				\$0
-	Pulaski				\$0
5	Putnam	1,490	28	\$25	\$1,043,000
-	Quitman				\$0
-	Rabun				\$0
-	Randolph				\$0
39	Richmond	300	19	\$25	\$142,500
-	Rockdale				\$0
-	Schley				\$0
65	Screven	95	19	\$25	\$45,125
21	Seminole	800	18	\$25	\$360,000
-	Spalding				\$0
-	Stephens				\$0
-	Stewart				\$0
-	Sumter				\$0
-	Talbot				\$0
-	Taliaferro				\$0
52	Tattnall	200	18	\$25	\$90,000
-	Taylor				\$0
-	Telfair				\$0
-	Terrell				\$0
48	Thomas	190	19	\$27	\$97,470
44	Tift	250	19	\$25	\$118,750
35	Toombs	400	16	\$25	\$160,000
-	Towns				\$0
-	Treutlen				\$0
-	Troup				\$0
30	Turner	500	15	\$25	\$187,500
-	Twiggs				\$0
74	Union	100	3	\$25	\$7,500
28	Upson	500	19	\$25	\$237,500
27	Walker	550	18	\$25	\$247,500
45	Walton	150	30	\$25	\$112,500
17	Ware	1,068	16	\$25	\$427,200
9	Warren	1,550	18	\$25	\$697,500
50	Washington	250	15	\$25	\$93,750
13	Wayne	1,250	18	\$25	\$562,500
32	Webster	666	10	\$25	\$166,500
-	Wheeler				\$0

Rank	County	Acres	Tons/Acre	\$/Ton	Farm Gate Value
11	White	1,100	21	\$25	\$577,500
-	Whitfield				\$0
23	Wilcox	600	18	\$30	\$324,000
14	Wilkes	2,000	10	\$25	\$500,000
-	Wilkinson				\$0
42	Worth	276	19	\$25	\$131,100
2005 Totals		59,116			\$26,232,320

Percent of Row and Forage Crops 1.64%

Top Ten Counties For Silage



Top Ten Counties

Silage

County	Acres	Yield	Price	Farm Gate Value
Burke	7,000	19	\$25.00	\$3,325,000
Brooks	3,200	24	\$25.00	\$1,920,000
Jenkins	5,000	15	\$25.00	\$1,875,000
Macon	4,000	18	\$25.00	\$1,800,000
Putnam	1,490	28	\$25.00	\$1,043,000
Hancock	3,000	13	\$25.00	\$975,000
Morgan	1,500	20	\$25.00	\$750,000
Lee	1,500	19	\$25.00	\$712,500
Warren	1,550	18	\$25.00	\$697,500
Hart	1,400	19	\$25.00	\$665,000

Sorghum

Farm Gate Value 2005

Rank	County	Acres	Bu/Acre	\$/Bu	Farm Gate Value	Rank	County	Acres	Bu/Acre	\$/Bu	Farm Gate Value
49	Appling	100	60	\$1.75	\$10,500	41	Elbert	207	40	\$1.75	\$14,490
-	Atkinson				\$0	44	Emanuel	114	65	\$1.75	\$12,968
37	Bacon	200	50	\$1.75	\$17,500	-	Evans				\$0
33	Baker	300	40	\$1.75	\$21,000	-	Fannin				\$0
54	Baldwin	100	50	\$1.75	\$8,750	-	Fayette				\$0
-	Banks				\$0	65	Floyd	42	51	\$1.75	\$3,749
-	Barrow				\$0	-	Forsyth				\$0
-	Bartow				\$0	27	Franklin	500	48	\$1.75	\$42,000
30	Ben Hill	249	50	\$1.75	\$21,744	-	Fulton				\$0
38	Berrien	192	47	\$1.75	\$15,792	-	Gilmer				\$0
46	Bibb	153	47	\$1.75	\$12,584	53	Glascok	150	35	\$1.75	\$9,188
71	Bleckley	24	50	\$1.75	\$2,100	-	Glynn				\$0
-	Brantley				\$0	-	Gordon				\$0
18	Brooks	500	80	\$1.75	\$70,000	19	Grady	720	54	\$1.75	\$68,040
-	Bryan				\$0	-	Greene				\$0
-	Bulloch				\$0	-	Gwinnett				\$0
39	Burke	150	60	\$1.75	\$15,750	-	Habersham				\$0
-	Butts				\$0	-	Hall				\$0
17	Calhoun	1,452	28	\$1.75	\$71,148	-	Hancock				\$0
-	Camden				\$0	59	Haralson	71	50	\$1.75	\$6,213
-	Candler				\$0	-	Harris				\$0
-	Carroll				\$0	14	Hart	1,000	50	\$1.75	\$87,500
-	Catoosa				\$0	-	Heard				\$0
-	Charlton				\$0	61	Henry	75	40	\$1.75	\$5,250
-	Chatham				\$0	11	Houston	1,040	50	\$1.75	\$91,000
-	Chattahoochee				\$0	69	Irwin	26	50	\$1.75	\$2,275
-	Chattooga				\$0	29	Jackson	500	28	\$1.75	\$24,500
-	Cherokee				\$0	-	Jasper				\$0
-	Clarke				\$0	-	Jeff Davis				\$0
40	Clay	178	50	\$1.75	\$15,575	24	Jefferson	542	48	\$1.75	\$45,528
-	Clayton				\$0	-	Jenkins				\$0
-	Clinch				\$0	47	Johnson	106	65	\$1.75	\$12,058
-	Cobb				\$0	-	Jones				\$0
58	Coffee	62	60	\$1.75	\$6,510	57	Lamar	75	50	\$1.75	\$6,563
25	Colquitt	428	60	\$1.75	\$44,940	-	Lanier				\$0
-	Columbia				\$0	50	Laurens	145	40	\$1.75	\$10,150
52	Cook	132	40	\$1.75	\$9,240	8	Lee	1,214	45	\$1.75	\$95,603
76	Coweta	10	50	\$1.75	\$875	-	Liberty				\$0
-	Crawford				\$0	-	Lincoln				\$0
3	Crisp	2,148	50	\$1.75	\$187,950	-	Long				\$0
-	Dade				\$0	28	Lowndes	200	80	\$1.75	\$28,000
-	Dawson				\$0	-	Lumpkin				\$0
15	Decatur	1,100	45	\$1.75	\$86,625	5	Macon	2,350	40	\$1.75	\$164,500
-	DeKalb				\$0	61	Madison	60	50	\$1.75	\$5,250
22	Dodge	450	65	\$1.75	\$51,188	31	Marion	119	65	\$2.75	\$21,271
26	Dooly	507	50	\$1.75	\$44,363	37	McDuffie	200	50	\$1.75	\$17,500
7	Dougherty	589	110	\$1.75	\$113,383	-	McIntosh				\$0
-	Douglas				\$0	66	Meriwether	40	50	\$1.75	\$3,500
23	Early	564	50	\$1.75	\$49,350	16	Miller	683	60	\$1.75	\$71,715
42	Echols	100	80	\$1.75	\$14,000	10	Mitchell	980	55	\$1.75	\$94,325
-	Effingham				\$0	-	Monroe				\$0

Sorghum

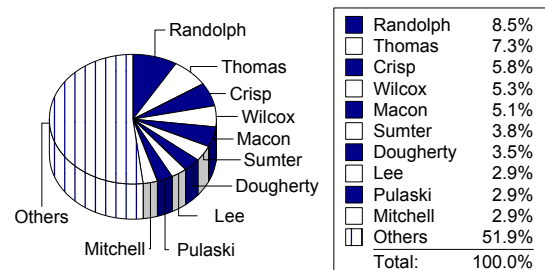
Farm Gate Value 2005

Rank	County	Acres	Bu/Acre	\$/Bu	Farm Gate Value
68	Montgomery	39	40	\$1.75	\$2,730
-	Morgan				\$0
-	Murray				\$0
-	Muscogee				\$0
51	Newton	100	55	\$1.75	\$9,625
57	Oconee	75	50	\$1.75	\$6,563
37	Oglethorpe	200	50	\$1.75	\$17,500
-	Paulding				\$0
61	Peach	75	40	\$1.75	\$5,250
-	Pickens				\$0
36	Pierce	250	45	\$1.75	\$19,688
70	Pike	25	50	\$1.75	\$2,188
71	Polk	40	30	\$1.75	\$2,100
9	Pulaski	1,090	50	\$1.75	\$95,375
60	Putnam	75	45	\$1.75	\$5,906
56	Quitman	88	50	\$1.75	\$7,700
73	Rabun	15	55	\$1.75	\$1,444
1	Randolph	2,814	56	\$1.75	\$275,772
-	Richmond				\$0
74	Rockdale	15	50	\$1.75	\$1,313
64	Schley	44	50	\$1.75	\$3,850
45	Screven	145	50	\$1.75	\$12,688
21	Seminole	374	55	\$2.55	\$52,454
-	Spalding				\$0
-	Stephens				\$0
-	Stewart				\$0
6	Sumter	1,461	48	\$1.75	\$122,724
-	Talbot				\$0
-	Taliaferro				\$0
63	Tattnall	50	50	\$1.75	\$4,375
48	Taylor	108	60	\$1.75	\$11,340
34	Telfair	215	55	\$1.75	\$20,694
32	Terrell	429	28	\$1.75	\$21,021
2	Thomas	2,270	60	\$1.75	\$238,350
20	Tift	710	50	\$1.75	\$62,125
72	Toombs	26	42	\$1.75	\$1,874
-	Towns				\$0
67	Treutlen	37	45	\$1.75	\$2,890
-	Troup				\$0
13	Turner	919	55	\$1.75	\$88,454
-	Twiggs				\$0
-	Union				\$0
-	Upson				\$0
75	Walker	11	50	\$1.75	\$963
57	Walton	150	25	\$1.75	\$6,563
-	Ware				\$0
-	Warren				\$0
55	Washington	90	55	\$1.75	\$8,663
62	Wayne	70	38	\$1.75	\$4,655
35	Webster	285	40	\$1.75	\$19,950
43	Wheeler	98	56	\$2.45	\$13,446

Rank	County	Acres	Bu/Acre	\$/Bu	Farm Gate Value
-	White				\$0
-	Whitfield				\$0
4	Wilcox	1,790	55	\$1.75	\$172,288
-	Wilkes				\$0
-	Wilkinson				\$0
12	Worth	872	58	\$1.75	\$88,508
2005 Totals		35,901			\$3,245,022

Percent of Row and Forage Crops 0.20%

Top Ten Counties For Sorghum



Top Ten Counties

Sorghum

County	Acres	Yield	Price	Farm Gate Value
Randolph	2,814	56	\$1.75	\$275,772
Thomas	2,270	60	\$1.75	\$238,350
Crisp	2,148	50	\$1.75	\$187,950
Wilcox	1,790	55	\$1.75	\$172,288
Macon	2,350	40	\$1.75	\$164,500
Sumter	1,461	48	\$1.75	\$122,724
Dougherty	589	110	\$1.75	\$113,383
Lee	1,214	45	\$1.75	\$95,603
Pulaski	1,090	50	\$1.75	\$95,375
Mitchell	980	55	\$1.75	\$94,325

Soybeans

Farm Gate Value 2005

Rank	County	Acres	Bu/Acre	\$/Bu	Farm Gate Value	Rank	County	Acres	Bu/Acre	\$/Bu	Farm Gate Value
22	Appling	3,000	30	\$5.35	\$481,500	86	Elbert	204	30	\$5.35	\$32,742
90	Atkinson	194	26	\$5.35	\$26,985	48	Emanuel	2,088	16	\$5.35	\$178,733
70	Bacon	400	30	\$5.35	\$64,200	29	Evans	2,100	30	\$5.35	\$337,050
53	Baker	400	55	\$5.35	\$117,700	103	Fannin	50	20	\$5.35	\$5,350
-	Baldwin				\$0	100	Fayette	12	125	\$5.35	\$8,025
93	Banks	120	28	\$5.35	\$17,976	25	Floyd	1,555	50	\$5.35	\$415,963
-	Barrow				\$0	-	Forsyth				\$0
50	Bartow	1,210	26	\$5.35	\$168,339	52	Franklin	1,000	30	\$5.35	\$160,500
64	Ben Hill	531	27	\$5.35	\$76,703	-	Fulton				\$0
55	Berrien	1,087	20	\$5.35	\$116,309	-	Gilmer				\$0
71	Bibb	352	33	\$5.35	\$62,146	69	Glascocock	350	35	\$5.35	\$65,538
46	Bleckley	1,299	27	\$5.35	\$187,641	-	Glynn				\$0
95	Brantley	114	25	\$5.35	\$15,248	10	Gordon	5,920	30	\$5.35	\$950,160
38	Brooks	800	55	\$5.35	\$235,400	31	Grady	1,705	36	\$5.35	\$328,383
-	Bryan				\$0	101	Greene	50	25	\$5.35	\$6,688
1	Bulloch	11,927	36	\$5.35	\$2,297,140	-	Gwinnett				\$0
9	Burke	6,500	28	\$5.35	\$973,700	-	Habersham				\$0
82	Butts	225	35	\$5.35	\$42,131	-	Hall				\$0
61	Calhoun	555	32	\$5.35	\$95,016	94	Hancock	125	24	\$5.35	\$16,050
-	Camden				\$0	99	Haralson	77	30	\$5.35	\$12,359
19	Candler	3,000	40	\$5.35	\$642,000	-	Harris				\$0
-	Carroll				\$0	42	Hart	1,500	26	\$5.35	\$208,650
-	Catoosa				\$0	-	Heard				\$0
-	Charlton				\$0	75	Henry	400	24	\$5.35	\$51,360
-	Chatham				\$0	11	Houston	5,455	30	\$5.35	\$875,528
-	Chattahoochee				\$0	60	Irwin	739	26	\$5.35	\$102,795
47	Chattooga	825	41	\$5.35	\$180,964	68	Jackson	500	25	\$5.35	\$66,875
-	Cherokee				\$0	-	Jasper				\$0
84	Clarke	200	35	\$5.35	\$37,450	67	Jeff Davis	481	26	\$5.35	\$66,907
-	Clay				\$0	7	Jefferson	7,179	27	\$5.35	\$1,037,007
-	Clayton				\$0	21	Jenkins	3,000	33	\$5.35	\$529,650
-	Clinch				\$0	40	Johnson	2,542	16	\$5.35	\$217,595
-	Cobb				\$0	-	Jones				\$0
51	Coffee	878	35	\$5.35	\$164,406	80	Lamar	219	40	\$5.35	\$46,866
77	Colquitt	239	38	\$5.35	\$48,589	85	Lanier	170	40	\$5.35	\$36,380
-	Columbia				\$0	13	Laurens	9,850	16	\$5.35	\$843,160
88	Cook	190	30	\$5.35	\$30,495	18	Lee	3,563	35	\$5.35	\$667,172
-	Coweta				\$0	54	Liberty	777	28	\$5.35	\$116,395
70	Crawford	400	30	\$5.35	\$64,200	-	Lincoln				\$0
36	Crisp	1,588	30	\$5.35	\$254,874	56	Long	807	26	\$5.35	\$112,254
98	Dade	90	26	\$5.35	\$12,519	43	Lowndes	1,500	25	\$5.35	\$200,625
-	Dawson				\$0	-	Lumpkin				\$0
14	Decatur	3,000	50	\$5.35	\$802,500	6	Macon	7,387	30	\$5.35	\$1,185,614
-	DeKalb				\$0	72	Madison	400	28	\$5.35	\$59,920
33	Dodge	1,700	30	\$5.35	\$272,850	39	Marion	1,694	25	\$5.35	\$226,573
15	Dooly	3,806	38	\$5.35	\$773,760	73	McDuffie	300	35	\$5.35	\$56,175
16	Dougherty	2,124	65	\$5.35	\$738,621	-	McIntosh				\$0
-	Douglas				\$0	-	Meriwether				\$0
57	Early	593	35	\$5.35	\$111,039	102	Miller	122	10	\$5.35	\$6,527
-	Echols				\$0	35	Mitchell	1,200	40	\$5.35	\$256,800
27	Effingham	2,600	28	\$5.35	\$389,480	96	Monroe	99	26	\$5.35	\$13,771

Soybeans

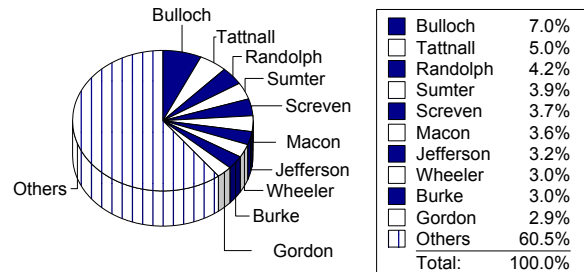
Farm Gate Value 2005

Rank	County	Acres	Bu/Acre	\$/Bu	Farm Gate Value
32	Montgomery	2,678	22	\$5.35	\$315,239
91	Morgan	200	22	\$5.35	\$23,540
33	Murray	1,700	30	\$5.35	\$272,850
-	Muscogee				\$0
53	Newton	550	40	\$5.35	\$117,700
73	Oconee	350	30	\$5.35	\$56,175
-	Oglethorpe				\$0
-	Paulding				\$0
24	Peach	2,300	35	\$5.35	\$430,675
-	Pickens				\$0
23	Pierce	2,500	35	\$5.35	\$468,125
76	Pike	365	26	\$5.35	\$50,772
30	Polk	1,500	41	\$5.35	\$329,025
26	Pulaski	3,080	25	\$5.35	\$411,950
-	Putnam				\$0
-	Quitman				\$0
-	Rabun				\$0
3	Randolph	5,648	45	\$5.35	\$1,359,756
65	Richmond	515	27	\$5.35	\$74,392
-	Rockdale				\$0
58	Schley	577	35	\$5.35	\$108,043
5	Screven	8,600	26	\$5.35	\$1,196,260
83	Seminole	174	45	\$5.35	\$41,891
-	Spalding				\$0
-	Stephens				\$0
78	Stewart	392	23	\$5.35	\$48,236
4	Sumter	4,780	50	\$5.35	\$1,278,650
-	Talbot				\$0
-	Taliaferro				\$0
2	Tattnall	11,606	26	\$5.35	\$1,614,395
41	Taylor	2,002	20	\$5.35	\$214,214
28	Telfair	1,689	40	\$5.35	\$361,446
20	Terrell	2,821	41	\$5.35	\$618,786
45	Thomas	970	37	\$5.35	\$192,012
92	Tift	135	26	\$5.35	\$18,779
12	Toombs	6,960	23	\$5.35	\$856,428
-	Towns				\$0
63	Treutlen	599	26	\$5.35	\$83,335
-	Troup				\$0
62	Turner	684	25	\$5.35	\$91,485
81	Twiggs	293	29	\$5.35	\$45,459
-	Union				\$0
97	Upson	99	25	\$5.35	\$13,241
49	Walker	1,100	30	\$5.35	\$176,550
66	Walton	450	30	\$5.35	\$72,225
74	Ware	399	25	\$5.35	\$53,366
87	Warren	240	25	\$5.35	\$32,100
17	Washington	4,500	28	\$5.35	\$674,100
34	Wayne	1,500	33	\$5.35	\$264,825
44	Webster	1,470	25	\$5.35	\$196,613
8	Wheeler	3,928	43	\$5.85	\$988,088

Rank	County	Acres	Bu/Acre	\$/Bu	Farm Gate Value
-	White				\$0
59	Whitfield	500	40	\$5.35	\$107,000
79	Wilcox	345	26	\$5.35	\$47,990
-	Wilkes				\$0
89	Wilkinson	250	23	\$5.35	\$30,167
37	Worth	1,332	35	\$5.35	\$249,417
2005 Totals		194,848			\$32,589,312

Percent of Row and Forage Crops 2.04%

Top Ten Counties For Soybeans



Top Ten Counties Soybeans

County	Acres	Yield	Price	Farm Gate Value
Bulloch	11,927	36	\$5.35	\$2,297,140
Tattnall	11,606	26	\$5.35	\$1,614,395
Randolph	5,648	45	\$5.35	\$1,359,756
Sumter	4,780	50	\$5.35	\$1,278,650
Screven	8,600	26	\$5.35	\$1,196,260
Macon	7,387	30	\$5.35	\$1,185,614
Jefferson	7,179	27	\$5.35	\$1,037,007
Wheeler	3,928	43	\$5.85	\$988,088
Burke	6,500	28	\$5.35	\$973,700
Gordon	5,920	30	\$5.35	\$950,160

Straw

Farm Gate Value 2005

Rank	County	Acres	Bales/ Acre	\$/Bale	Farm Gate Value	Rank	County	Acres	Bales / Acre	\$/Bale	Farm Gate Value
69	Appling	100	80	\$2.00	\$16,000	30	Elbert	500	200	\$2.00	\$200,000
-	Atkinson				\$0	42	Emanuel	1,755	30	\$2.00	\$105,300
70	Bacon	100	75	\$2.00	\$15,000	67	Evans	1,000	10	\$2.00	\$20,000
61	Baker	250	70	\$2.00	\$35,000	82	Fannin	10	60	\$2.00	\$1,200
33	Baldwin	550	90	\$3.50	\$173,250	-	Fayette				\$0
64	Banks	200	70	\$2.00	\$28,000	-	Floyd				\$0
82	Barrow	10	60	\$2.00	\$1,200	-	Forsyth				\$0
49	Bartow	500	75	\$2.00	\$75,000	16	Franklin	2,500	80	\$2.00	\$400,000
59	Ben Hill	250	90	\$2.00	\$45,000	-	Fulton				\$0
76	Berrien	50	73	\$2.00	\$7,300	51	Gilmer	300	120	\$2.00	\$72,000
44	Bibb	639	75	\$2.00	\$95,850	32	Glascock	1,500	60	\$2.00	\$180,000
27	Bleckley	1,500	75	\$2.00	\$225,000	-	Glynn				\$0
-	Brantley				\$0	55	Gordon	400	75	\$2.00	\$60,000
30	Brooks	2,500	40	\$2.00	\$200,000	-	Grady				\$0
-	Bryan				\$0	80	Greene	70	40	\$2.00	\$5,600
2	Bulloch	3,300	200	\$2.00	\$1,320,000	-	Gwinnett				\$0
9	Burke	3,000	100	\$2.00	\$600,000	49	Habersham	500	75	\$2.00	\$75,000
66	Butts	150	75	\$2.00	\$22,500	38	Hall	650	80	\$2.50	\$130,000
13	Calhoun	3,300	75	\$2.00	\$495,000	41	Hancock	1,000	60	\$2.00	\$120,000
-	Camden				\$0	-	Haralson				\$0
45	Candler	1,500	30	\$2.00	\$90,000	29	Harris	700	115	\$2.50	\$201,250
-	Carroll				\$0	24	Hart	1,500	90	\$2.00	\$270,000
-	Catoosa				\$0	-	Heard				\$0
-	Charlton				\$0	53	Henry	400	80	\$2.00	\$64,000
-	Chatham				\$0	8	Houston	4,000	85	\$2.00	\$680,000
-	Chattahoochee				\$0	40	Irwin	816	75	\$2.00	\$122,400
60	Chattooga	200	100	\$2.00	\$40,000	9	Jackson	4,000	75	\$2.00	\$600,000
-	Cherokee				\$0	35	Jasper	1,000	75	\$2.00	\$150,000
65	Clarke	300	45	\$2.00	\$27,000	55	Jeff Davis	400	75	\$2.00	\$60,000
37	Clay	1,000	70	\$2.00	\$140,000	26	Jefferson	8,828	3	\$9.00	\$238,356
-	Clayton				\$0	-	Jenkins				\$0
-	Clinch				\$0	4	Johnson	6,500	80	\$2.00	\$1,040,000
-	Cobb				\$0	-	Jones				\$0
57	Coffee	350	75	\$2.00	\$52,500	20	Lamar	2,220	75	\$2.00	\$333,000
74	Colquitt	54	88	\$2.00	\$9,504	-	Lanier				\$0
-	Columbia				\$0	3	Laurens	8,499	75	\$2.00	\$1,274,850
-	Cook				\$0	43	Lee	500	100	\$2.00	\$100,000
54	Coweta	414	75	\$2.00	\$62,100	-	Liberty				\$0
11	Crawford	1,300	160	\$2.50	\$520,000	-	Lincoln				\$0
39	Crisp	800	80	\$2.00	\$128,000	-	Long				\$0
-	Dade				\$0	-	Lowndes				\$0
78	Dawson	40	80	\$2.00	\$6,400	79	Lumpkin	40	75	\$2.00	\$6,000
-	Decatur				\$0	14	Macon	3,500	60	\$2.00	\$420,000
-	DeKalb				\$0	34	Madison	1,000	78	\$2.00	\$156,000
5	Dodge	6,000	80	\$2.00	\$960,000	15	Marion	2,700	75	\$2.00	\$405,000
46	Dooly	500	85	\$2.00	\$85,000	-	McDuffie				\$0
69	Dougherty	200	40	\$2.00	\$16,000	-	McIntosh				\$0
73	Douglas	100	50	\$2.00	\$10,000	22	Meriwether	1,200	120	\$2.00	\$288,000
9	Early	4,000	75	\$2.00	\$600,000	63	Miller	750	20	\$2.00	\$30,000
-	Echols				\$0	51	Mitchell	400	90	\$2.00	\$72,000
-	Effingham				\$0	-	Monroe				\$0

Straw

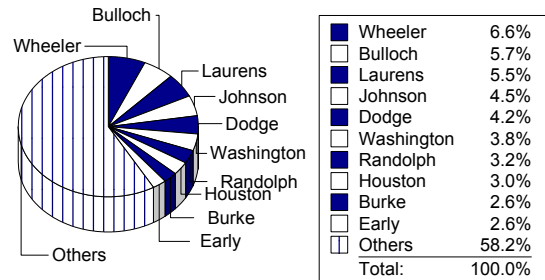
Farm Gate Value 2005

Rank	County	Acres	Bales/Acre	\$/Bale	Farm Gate Value
25	Montgomery	1,650	80	\$2.00	\$264,000
32	Morgan	1,200	75	\$2.00	\$180,000
63	Murray	200	75	\$2.00	\$30,000
51	Muscogee	600	60	\$2.00	\$72,000
28	Newton	1,500	70	\$2.00	\$210,000
21	Oconee	1,250	80	\$3.00	\$300,000
49	Oglethorpe	500	75	\$2.00	\$75,000
-	Paulding				\$0
19	Peach	1,400	120	\$2.00	\$336,000
72	Pickens	25	250	\$2.00	\$12,500
-	Pierce				\$0
50	Pike	455	80	\$2.00	\$72,800
77	Polk	45	75	\$2.00	\$6,750
12	Pulaski	3,100	80	\$2.00	\$496,000
-	Putnam				\$0
-	Quitman				\$0
-	Rabun				\$0
7	Randolph	7,283	50	\$2.00	\$728,300
75	Richmond	50	75	\$2.00	\$7,500
-	Rockdale				\$0
55	Schley	500	60	\$2.00	\$60,000
47	Screven	500	80	\$2.00	\$80,000
9	Seminole	3,000	100	\$2.00	\$600,000
58	Spalding	300	80	\$2.00	\$48,000
-	Stephens				\$0
-	Stewart				\$0
-	Sumter				\$0
36	Talbot	450	125	\$2.50	\$140,625
-	Taliaferro				\$0
70	Tattnall	100	75	\$2.00	\$15,000
31	Taylor	1,275	75	\$2.00	\$191,250
47	Telfair	500	80	\$2.00	\$80,000
18	Terrell	2,500	75	\$2.00	\$375,000
56	Thomas	370	80	\$2.00	\$59,200
64	Tift	200	70	\$2.00	\$28,000
47	Toombs	500	80	\$2.00	\$80,000
-	Towns				\$0
52	Treutlen	610	54	\$2.00	\$65,880
67	Troup	50	200	\$2.00	\$20,000
16	Turner	2,000	100	\$2.00	\$400,000
68	Twiggs	125	75	\$2.00	\$18,750
-	Union				\$0
75	Upson	50	75	\$2.00	\$7,500
10	Walker	1,800	125	\$2.50	\$562,500
-	Walton				\$0
-	Ware				\$0
32	Warren	600	150	\$2.00	\$180,000
6	Washington	5,500	80	\$2.00	\$880,000
71	Wayne	80	80	\$2.00	\$12,800
23	Webster	1,878	75	\$2.00	\$281,700
1	Wheeler	5,400	115	\$2.45	\$1,521,450

Rank	County	Acres	Bales / Acre	\$/Bale	Farm Gate Value
81	White	30	70	\$2.00	\$4,200
-	Whitfield				\$0
17	Wilcox	2,200	90	\$2.00	\$396,000
-	Wilkes				\$0
62	Wilkinson	210	75	\$2.00	\$31,500
48	Worth	475	80	\$2.00	\$76,000
2005 Totals		142,756			\$22,986,765

Percent of Row and Forage Crops 1.44%

Top Ten Counties For Straw



Top Ten Counties

Straw

County	Acres	Yield	Price	Farm Gate Value
Wheeler	5,400	115	\$2.45	\$1,521,450
Bulloch	3,300	200	\$2.00	\$1,320,000
Laurens	8,499	75	\$2.00	\$1,274,850
Johnson	6,500	80	\$2.00	\$1,040,000
Dodge	6,000	80	\$2.00	\$960,000
Washington	5,500	80	\$2.00	\$880,000
Randolph	7,283	50	\$2.00	\$728,300
Houston	4,000	85	\$2.00	\$680,000
Burke	3,000	100	\$2.00	\$600,000
Early	4,000	75	\$2.00	\$600,000

Tobacco

Farm Gate Value 2005

Rank	County	Acres	Lb/Acre	\$/Lb	Farm Gate Value	Rank	County	Acres	Lb/Acre	\$/Lb	Farm Gate Value
3	Appling	1,150	1,700	\$1.45	\$2,834,750	-	Elbert				\$0
6	Atkinson	847	1,900	\$1.45	\$2,333,485	18	Emanuel	230	3,100	\$1.45	\$1,033,850
20	Bacon	400	1,500	\$1.45	\$870,000	26	Evans	147	1,700	\$1.45	\$362,355
-	Baker				\$0	40	Fannin	4	1,280	\$1.45	\$7,424
-	Baldwin				\$0	-	Fayette				\$0
-	Banks				\$0	-	Floyd				\$0
-	Barrow				\$0	-	Forsyth				\$0
-	Bartow				\$0	-	Franklin				\$0
25	Ben Hill	164	1,735	\$1.45	\$412,583	-	Fulton				\$0
4	Berrien	945	1,925	\$1.45	\$2,637,731	-	Gilmer				\$0
-	Bibb				\$0	-	Glascock				\$0
-	Bleckley				\$0	-	Glynn				\$0
21	Brantley	221	2,186	\$1.45	\$700,504	-	Gordon				\$0
15	Brooks	575	1,600	\$1.45	\$1,334,000	31	Grady	235	574	\$1.45	\$195,591
-	Bryan				\$0	-	Greene				\$0
12	Bulloch	640	1,700	\$1.45	\$1,577,600	-	Gwinnett				\$0
-	Burke				\$0	-	Habersham				\$0
-	Butts				\$0	-	Hall				\$0
-	Calhoun				\$0	-	Hancock				\$0
-	Camden				\$0	-	Haralson				\$0
14	Candler	500	1,900	\$1.45	\$1,377,500	-	Harris				\$0
-	Carroll				\$0	-	Hart				\$0
-	Catoosa				\$0	-	Heard				\$0
39	Charlton	5	1,800	\$1.45	\$13,050	-	Henry				\$0
-	Chatham				\$0	-	Houston				\$0
-	Chattahoochee				\$0	19	Irwin	400	1,735	\$1.45	\$1,006,300
-	Chattooga				\$0	-	Jackson				\$0
-	Cherokee				\$0	-	Jasper				\$0
-	Clarke				\$0	13	Jeff Davis	590	1,735	\$1.45	\$1,484,293
-	Clay				\$0	-	Jefferson				\$0
-	Clayton				\$0	-	Jenkins				\$0
30	Clinch	66	2,200	\$1.45	\$210,540	-	Johnson				\$0
-	Cobb				\$0	-	Jones				\$0
1	Coffee	1,838	2,000	\$1.45	\$5,330,200	-	Lamar				\$0
2	Colquitt	1,560	1,650	\$1.45	\$3,731,319	16	Lanier	441	2,000	\$1.45	\$1,278,900
-	Columbia				\$0	-	Laurens				\$0
7	Cook	836	1,800	\$1.45	\$2,181,960	-	Lee				\$0
-	Coweta				\$0	-	Liberty				\$0
-	Crawford				\$0	-	Lincoln				\$0
-	Crisp				\$0	-	Long				\$0
-	Dade				\$0	8	Lowndes	1,000	1,500	\$1.45	\$2,175,000
-	Dawson				\$0	-	Lumpkin				\$0
32	Decatur	50	2,000	\$1.45	\$145,000	-	Macon				\$0
-	DeKalb				\$0	-	Madison				\$0
33	Dodge	65	1,500	\$1.45	\$141,375	-	Marion				\$0
-	Dooly				\$0	-	McDuffie				\$0
-	Dougherty				\$0	-	McIntosh				\$0
-	Douglas				\$0	-	Meriwether				\$0
-	Early				\$0	-	Miller				\$0
24	Echols	150	2,200	\$1.45	\$478,500	29	Mitchell	166	1,000	\$1.45	\$240,700
35	Effingham	40	2,000	\$1.45	\$116,000	-	Monroe				\$0

Tobacco

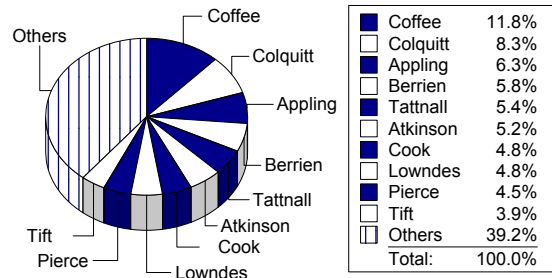
Farm Gate Value 2005

Rank	County	Acres	Lb/Acre	\$/Lb	Farm Gate Value
38	Montgomery	12	1,500	\$1.45	\$25,970
-	Morgan				\$0
-	Murray				\$0
-	Muscogee				\$0
-	Newton				\$0
-	Oconee				\$0
-	Oglethorpe				\$0
-	Paulding				\$0
-	Peach				\$0
-	Pickens				\$0
9	Pierce	1,075	1,300	\$1.45	\$2,026,375
-	Pike				\$0
-	Polk				\$0
-	Pulaski				\$0
-	Putnam				\$0
-	Quitman				\$0
-	Rabun				\$0
-	Randolph				\$0
-	Richmond				\$0
-	Rockdale				\$0
-	Schley				\$0
28	Screven	100	1,735	\$1.45	\$251,575
-	Seminole				\$0
-	Spalding				\$0
-	Stephens				\$0
-	Stewart				\$0
-	Sumter				\$0
-	Talbot				\$0
-	Taliaferro				\$0
5	Tattnall	960	1,735	\$1.45	\$2,415,120
-	Taylor				\$0
-	Telfair				\$0
-	Terrell				\$0
22	Thomas	207	1,970	\$1.45	\$591,296
10	Tift	697	1,735	\$1.45	\$1,753,478
-	Toombs				\$0
-	Towns				\$0
27	Treutlen	109	1,800	\$1.45	\$284,934
-	Troup				\$0
34	Turner	49	1,735	\$1.45	\$123,272
-	Twiggs				\$0
37	Union	10	1,800	\$1.45	\$26,100
-	Upson				\$0
-	Walker				\$0
-	Walton				\$0
17	Ware	625	1,200	\$1.45	\$1,087,500
-	Warren				\$0
-	Washington				\$0
11	Wayne	960	1,250	\$1.45	\$1,740,000
-	Webster				\$0
-	Wheeler				\$0

Rank	County	Acres	Lb/Acre	\$/Lb	Farm Gate Value
-	White				\$0
-	Whitfield				\$0
36	Wilcox	25	2,250	\$1.45	\$81,563
-	Wilkes				\$0
-	Wilkinson				\$0
23	Worth	242	1,400	\$1.45	\$491,260
2005 Totals		18,336			\$45,108,950

Percent of Row and Forage Crops 2.82%

Top Ten Counties For Tobacco



Top Ten Counties Tobacco

County	Acres	Yield	Price	Farm Gate Value
Coffee	1,838	2,000	\$1.45	\$5,330,200
Colquitt	1,560	1,650	\$1.45	\$3,731,319
Appling	1,150	1,700	\$1.45	\$2,834,750
Berrien	945	1,925	\$1.45	\$2,637,731
Tattnall	960	1,735	\$1.45	\$2,415,120
Atkinson	847	1,900	\$1.45	\$2,333,485
Cook	836	1,800	\$1.45	\$2,181,960
Lowndes	1,000	1,500	\$1.45	\$2,175,000
Pierce	1,075	1,300	\$1.45	\$2,026,375
Tift	697	1,735	\$1.45	\$1,753,478

Wheat

Farm Gate Value 2005

Rank	County	Acres	Bu/Acre	\$/Bu	Farm Gate Value	Rank	County	Acres	Bu/Acre	\$/Bu	Farm Gate Value
58	Appling	900	52	\$3.37	\$157,716	64	Elbert	800	50	\$3.37	\$134,800
46	Atkinson	1,270	52	\$3.37	\$222,555	41	Emanuel	1,244	60	\$3.37	\$251,537
82	Bacon	400	52	\$3.37	\$70,096	61	Evans	865	50	\$3.37	\$145,753
71	Baker	700	40	\$3.37	\$94,360	105	Fannin	75	45	\$3.37	\$11,374
66	Baldwin	675	52	\$3.37	\$118,287	-	Fayette				\$0
-	Banks				\$0	-	Floyd				\$0
113	Barrow	15	30	\$3.37	\$1,517	-	Forsyth				\$0
70	Bartow	553	52	\$3.37	\$96,838	-	Franklin				\$0
34	Ben Hill	1,763	52	\$3.37	\$308,948	114	Fulton	5	42	\$3.37	\$708
83	Berrien	451	43	\$3.37	\$65,354	-	Gilmer				\$0
62	Bibb	902	46	\$3.37	\$139,828	48	Glascocock	1,600	40	\$3.37	\$215,680
24	Bleckley	2,927	50	\$3.37	\$493,200	-	Glynn				\$0
-	Brantley				\$0	55	Gordon	1,100	48	\$3.37	\$177,936
53	Brooks	700	80	\$3.37	\$188,720	45	Grady	1,047	67	\$3.37	\$236,402
96	Bryan	325	34	\$3.37	\$37,239	100	Greene	240	40	\$3.37	\$32,352
9	Bulloch	6,720	47	\$3.37	\$1,064,381	-	Gwinnett				\$0
5	Burke	7,000	55	\$3.37	\$1,297,450	32	Habersham	2,000	52	\$3.37	\$350,480
93	Butts	275	45	\$3.37	\$41,704	68	Hall	600	55	\$3.37	\$111,210
17	Calhoun	3,375	65	\$3.37	\$739,294	81	Hancock	600	35	\$3.37	\$70,770
-	Camden				\$0	-	Haralson				\$0
15	Candler	3,500	70	\$3.37	\$825,650	72	Harris	550	50	\$3.37	\$92,675
-	Carroll				\$0	32	Hart	2,000	52	\$3.37	\$350,480
-	Catoosa				\$0	106	Heard	60	52	\$3.37	\$10,514
-	Charlton				\$0	42	Henry	1,600	45	\$3.37	\$242,640
-	Chatham				\$0	8	Houston	6,392	50	\$3.37	\$1,077,052
-	Chattahoochee				\$0	36	Irwin	1,633	52	\$3.37	\$286,167
85	Chattooga	300	60	\$3.37	\$60,660	25	Jackson	3,500	40	\$3.37	\$471,800
-	Cherokee				\$0	56	Jasper	1,000	52	\$3.37	\$175,240
104	Clarke	100	40	\$3.37	\$13,480	97	Jeff Davis	196	52	\$3.37	\$34,347
95	Clay	227	50	\$3.37	\$38,250	1	Jefferson	12,090	68	\$3.37	\$2,770,544
-	Clayton				\$0	35	Jenkins	2,000	44	\$3.37	\$296,560
111	Clinch	20	45	\$3.37	\$3,033	12	Johnson	4,366	60	\$3.37	\$882,805
-	Cobb				\$0	-	Jones				\$0
44	Coffee	1,283	55	\$3.37	\$237,804	31	Lamar	1,834	58	\$3.37	\$358,474
39	Colquitt	1,399	58	\$3.37	\$273,449	98	Lanier	225	45	\$3.37	\$34,121
108	Columbia	47	52	\$3.37	\$8,236	6	Laurens	7,909	48	\$3.37	\$1,279,360
91	Cook	300	45	\$3.37	\$45,495	14	Lee	5,046	49	\$3.37	\$833,246
79	Coweta	420	52	\$3.37	\$73,601	-	Liberty				\$0
85	Crawford	450	40	\$3.37	\$60,660	-	Lincoln				\$0
11	Crisp	5,231	52	\$3.37	\$916,680	107	Long	55	52	\$3.37	\$9,638
-	Dade				\$0	-	Lowndes				\$0
-	Dawson				\$0	-	Lumpkin				\$0
13	Decatur	4,000	65	\$3.37	\$876,200	18	Macon	5,867	35	\$3.37	\$692,013
-	DeKalb				\$0	57	Madison	1,000	50	\$3.37	\$168,500
27	Dodge	2,200	55	\$3.37	\$407,770	43	Marion	2,246	32	\$3.37	\$242,209
19	Dooly	3,571	52	\$3.37	\$625,782	77	McDuffie	500	45	\$3.37	\$75,825
23	Dougherty	2,437	65	\$3.37	\$533,825	-	McIntosh				\$0
-	Douglas				\$0	56	Meriwether	1,000	52	\$3.37	\$175,240
10	Early	6,138	50	\$3.37	\$1,034,253	63	Miller	1,002	40	\$3.37	\$135,070
-	Echols				\$0	28	Mitchell	2,383	50	\$3.37	\$401,536
92	Effingham	315	40	\$3.37	\$42,462	90	Monroe	260	52	\$3.37	\$45,562

Wheat

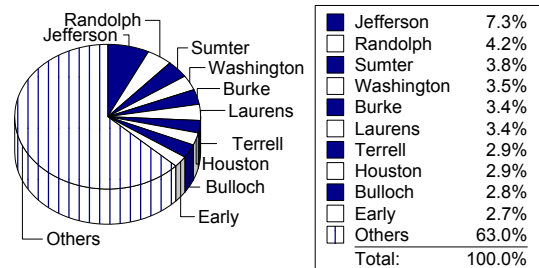
Farm Gate Value 2005

Rank	County	Acres	Bu/Acre	\$/Bu	Farm Gate Value
60	Montgomery	942	46	\$3.37	\$146,091
51	Morgan	1,200	50	\$3.37	\$202,200
67	Murray	650	52	\$3.37	\$113,906
-	Muscogee				\$0
84	Newton	550	35	\$3.37	\$64,873
67	Oconee	650	52	\$3.37	\$113,906
75	Oglethorpe	500	52	\$3.37	\$87,620
-	Paulding				\$0
35	Peach	1,600	55	\$3.37	\$296,560
-	Pickens				\$0
47	Pierce	1,050	62	\$3.37	\$219,387
86	Pike	335	52	\$3.37	\$58,705
76	Polk	500	46	\$3.37	\$77,510
16	Pulaski	4,506	52	\$3.37	\$789,631
112	Putnam	15	40	\$3.37	\$2,022
40	Quitman	1,537	50	\$3.37	\$258,985
110	Rabun	25	50	\$3.37	\$4,213
2	Randolph	9,507	50	\$3.37	\$1,601,930
88	Richmond	305	52	\$3.37	\$53,448
-	Rockdale				\$0
69	Schley	657	48	\$3.37	\$106,276
29	Screven	2,201	52	\$3.37	\$385,703
20	Seminole	2,522	65	\$3.37	\$552,444
-	Spalding				\$0
101	Stephens	200	40	\$3.37	\$26,960
59	Stewart	1,021	45	\$3.37	\$154,835
3	Sumter	8,615	50	\$3.37	\$1,451,628
102	Talbot	150	40	\$3.37	\$20,220
-	Taliaferro				\$0
22	Tattnall	3,112	52	\$3.37	\$545,347
80	Taylor	622	35	\$3.37	\$73,365
52	Telfair	943	60	\$3.37	\$190,675
7	Terrell	5,921	55	\$3.37	\$1,097,457
21	Thomas	2,700	60	\$3.37	\$545,940
65	Tift	714	52	\$3.37	\$125,121
38	Toombs	1,671	49	\$3.37	\$275,850
-	Towns				\$0
74	Treutlen	553	48	\$3.37	\$89,389
94	Troup	350	35	\$3.37	\$41,283
37	Turner	1,395	60	\$3.37	\$282,069
87	Twiggs	328	52	\$3.37	\$57,479
-	Union				\$0
109	Upson	50	40	\$3.37	\$6,740
51	Walker	1,000	60	\$3.37	\$202,200
50	Walton	1,750	35	\$3.37	\$206,413
99	Ware	196	50	\$3.37	\$33,026
89	Warren	350	40	\$3.37	\$47,180
4	Washington	6,500	60	\$3.37	\$1,314,300
78	Wayne	585	38	\$3.37	\$74,915
54	Webster	1,220	45	\$3.37	\$185,013
30	Wheeler	1,853	61	\$3.37	\$380,921

Rank	County	Acres	Bu/Acre	\$/Bu	Farm Gate Value
111	White	30	30	\$3.37	\$3,033
103	Whitfield	100	45	\$3.37	\$15,165
33	Wilcox	1,569	66	\$3.37	\$348,977
49	Wilkes	1,400	45	\$3.37	\$212,310
73	Wilkinson	604	45	\$3.37	\$91,612
26	Worth	2,125	60	\$3.37	\$429,675
2005 Totals		212,657			\$37,759,898

Percent of Row and Forage Crops 2.36%

Top Ten Counties For Wheat



Top Ten Counties

Wheat

County	Acres	Yield	Price	Farm Gate Value
Jefferson	12,090	68	\$3.37	\$2,770,544
Randolph	9,507	50	\$3.37	\$1,601,930
Sumter	8,615	50	\$3.37	\$1,451,628
Washington	6,500	60	\$3.37	\$1,314,300
Burke	7,000	55	\$3.37	\$1,297,450
Laurens	7,909	48	\$3.37	\$1,279,360
Terrell	5,921	55	\$3.37	\$1,097,457
Houston	6,392	50	\$3.37	\$1,077,052
Bulloch	6,720	47	\$3.37	\$1,064,381
Early	6,138	50	\$3.37	\$1,034,253

Farm Gate Value 2005

Miscellaneous Row and Forage Crops

County	Farm Gate Value	County	Farm Gate Value
Appling		Elbert	
Atkinson	\$78,000	Emanuel	
Bacon	\$365,000	Evans	
Baker		Fannin	
Baldwin		Fayette	
Banks		Floyd	\$42,723
Barrow		Forsyth	
Bartow		Franklin	
Ben Hill		Fulton	
Berrien	\$677,320	Gilmer	
Bibb		Glascocock	
Bleckley		Glynn	
Brantley		Gordon	
Brooks	\$837,000	Grady	\$423,240
Bryan		Greene	\$50,000
Bulloch		Gwinnett	
Burke		Habersham	
Butts		Hall	
Calhoun		Hancock	
Camden		Haralson	
Candler		Harris	
Carroll		Hart	\$128,850
Catoosa		Heard	
Charlton		Henry	
Chatham		Houston	
Chattahoochee		Irwin	\$122,565
Chattooga		Jackson	\$234,500
Cherokee		Jasper	
Clarke		Jeff Davis	\$62,400
Clay		Jefferson	\$122,040
Clayton		Jenkins	
Clinch	\$7,200	Johnson	
Cobb		Jones	\$37,500
Coffee	\$750,000	Lamar	\$362,030
Colquitt	\$1,306,198	Lanier	\$390,780
Columbia		Laurens	
Cook		Lee	
Coweta	\$440,500	Liberty	
Crawford	\$14,500	Lincoln	
Crisp		Long	
Dade		Lowndes	\$775,000
Dawson		Lumpkin	
Decatur		Macon	
DeKalb		Madison	
Dodge		Marion	
Dooley	\$56,875	McDuffie	
Dougherty		McIntosh	
Douglas		Meriwether	
Early		Miller	
Echols		Mitchell	
Effingham	\$24,000	Monroe	

Farm Gate Value 2005

Miscellaneous Row and Forage Crops

County	Farm Gate Value	County	Farm Gate Value
Montgomery		White	
Morgan	\$60,000	Whitfield	
Murray		Wilcox	
Muscogee	\$72,000	Wilkes	
Newton		Wilkinson	\$5,000
Oconee	\$5,850	Worth	\$180,680
Oglethorpe			
Paulding		2005 Totals	\$10,605,155
Peach		Percent of Row and Forage Crops	0.66%
Pickens			
Pierce	\$348,200		
Pike	\$160,400		
Polk			
Pulaski			
Putnam			
Quitman	\$5,600		
Rabun			
Randolph			
Richmond	\$37,500		
Rockdale			
Schley			
Screven			
Seminole	\$71,200		
Spalding	\$744,000		
Stephens			
Stewart			
Sumter			
Talbot			
Taliaferro			
Tattnall			
Taylor			
Telfair			
Terrell			
Thomas			
Tift			
Toombs	\$58,644		
Towns	\$40,000		
Treutlen			
Troup			
Turner			
Twiggs			
Union	\$390,000		
Upson	\$140,900		
Walker			
Walton			
Ware			
Warren			
Washington			
Wayne			
Webster			
Wheeler	\$976,960		

Total Row and Forage Crops Value, 2005

Rank	County	Farm Gate Value	Rank	County	Farm Gate Value	Rank	County	Farm Gate Value
19	Appling	\$28,728,866	58	Evans	\$5,888,591	94	Newton	\$1,897,300
38	Atkinson	\$14,354,596	145	Fannin	\$230,348	89	Oconee	\$2,210,759
44	Bacon	\$13,379,696	151	Fayette	\$33,049	67	Oglethorpe	\$4,321,650
15	Baker	\$30,370,608	55	Floyd	\$6,905,316	138	Paulding	\$347,575
97	Baldwin	\$1,776,947	141	Forsyth	\$301,250	63	Peach	\$4,856,093
108	Banks	\$1,304,726	79	Franklin	\$3,332,525	121	Pickens	\$864,500
95	Barrow	\$1,802,717	144	Fulton	\$241,608	30	Pierce	\$22,195,915
64	Bartow	\$4,808,516	106	Gilmer	\$1,395,500	110	Pike	\$1,252,215
45	Ben Hill	\$13,169,187	83	Glascocok	\$3,033,155	86	Polk	\$2,486,585
16	Berrien	\$29,956,706	-	Glynn	\$0	25	Pulaski	\$25,246,216
130	Bibb	\$567,471	72	Gordon	\$3,936,116	90	Putnam	\$2,195,968
43	Bleckley	\$13,474,453	24	Grady	\$25,650,767	107	Quitman	\$1,357,293
99	Brantley	\$1,585,397	74	Greene	\$3,921,890	148	Rabun	\$120,241
9	Brooks	\$42,381,620	143	Gwinnett	\$252,000	27	Randolph	\$23,747,118
100	Bryan	\$1,578,759	96	Habersham	\$1,789,810	113	Richmond	\$1,144,020
7	Bulloch	\$44,103,311	93	Hall	\$1,958,365	152	Rockdale	\$23,813
14	Burke	\$37,540,013	81	Hancock	\$3,194,310	88	Schley	\$2,356,418
115	Butts	\$1,052,123	123	Haralson	\$807,451	28	Screven	\$23,602,034
20	Calhoun	\$28,463,822	103	Harris	\$1,504,050	12	Seminole	\$38,445,488
153	Camden	\$22,500	69	Hart	\$4,129,022	118	Spalding	\$981,000
36	Candler	\$17,384,950	139	Heard	\$311,514	133	Stephens	\$499,460
105	Carroll	\$1,440,000	102	Henry	\$1,536,950	85	Stewart	\$2,965,621
142	Catoosa	\$254,122	47	Houston	\$12,763,224	17	Sumter	\$29,872,279
136	Charlton	\$418,050	13	Irwin	\$38,243,377	111	Talbot	\$1,245,845
149	Chatham	\$59,200	71	Jackson	\$3,994,575	-	Taliaferro	\$0
150	Chattahoochee	\$45,000	75	Jasper	\$3,902,840	42	Tattnall	\$13,586,972
91	Chattooga	\$2,114,996	32	Jeff Davis	\$20,809,339	62	Taylor	\$4,955,590
125	Cherokee	\$796,375	26	Jefferson	\$25,086,387	50	Telfair	\$8,504,961
127	Clarke	\$691,305	48	Jenkins	\$12,039,643	22	Terrell	\$26,073,673
49	Clay	\$11,319,643	56	Johnson	\$6,697,067	10	Thomas	\$41,581,885
154	Clayton	\$12,000	114	Jones	\$1,083,125	23	Tift	\$25,795,870
126	Clinch	\$789,116	70	Lamar	\$4,091,085	57	Toombs	\$6,617,812
-	Cobb	\$0	51	Lanier	\$8,188,951	131	Towns	\$543,760
11	Coffee	\$40,558,584	40	Laurens	\$13,897,835	82	Treutlen	\$3,138,444
4	Colquitt	\$52,408,238	21	Lee	\$27,059,269	132	Troup	\$538,333
109	Columbia	\$1,255,964	140	Liberty	\$304,995	31	Turner	\$21,764,265
34	Cook	\$19,539,792	117	Lincoln	\$998,400	61	Twiggs	\$4,983,175
112	Coweta	\$1,166,616	128	Long	\$683,280	116	Union	\$1,023,600
101	Crawford	\$1,566,710	41	Lowndes	\$13,760,843	124	Upson	\$801,605
18	Crisp	\$29,719,089	129	Lumpkin	\$679,600	78	Walker	\$3,547,713
135	Dade	\$424,089	33	Macon	\$20,398,196	87	Walton	\$2,442,925
134	Dawson	\$457,900	80	Madison	\$3,320,107	60	Ware	\$5,756,231
6	Decatur	\$46,568,388	84	Marion	\$3,028,833	66	Warren	\$4,494,544
-	DeKalb	\$0	119	McDuffie	\$972,700	53	Washington	\$7,767,993
37	Dodge	\$15,786,633	-	McIntosh	\$0	39	Wayne	\$14,164,840
1	Dooly	\$58,865,957	92	Meriwether	\$2,062,090	54	Webster	\$7,582,871
46	Dougherty	\$12,888,314	8	Miller	\$42,485,681	52	Wheeler	\$8,047,161
147	Douglas	\$126,250	2	Mitchell	\$53,314,882	104	White	\$1,503,533
5	Early	\$48,882,309	120	Monroe	\$916,951	137	Whitfield	\$384,365
98	Echols	\$1,724,788	68	Montgomery	\$4,157,627	29	Wilcox	\$22,264,991
59	Effingham	\$5,864,650	65	Morgan	\$4,553,810	76	Wilkes	\$3,769,310
73	Elbert	\$3,923,912	77	Murray	\$3,631,766	122	Wilkinson	\$855,035
35	Emanuel	\$17,697,970	146	Muscogee	\$148,800	3	Worth	\$53,075,425

GEORGIA **\$1,598,604,089**

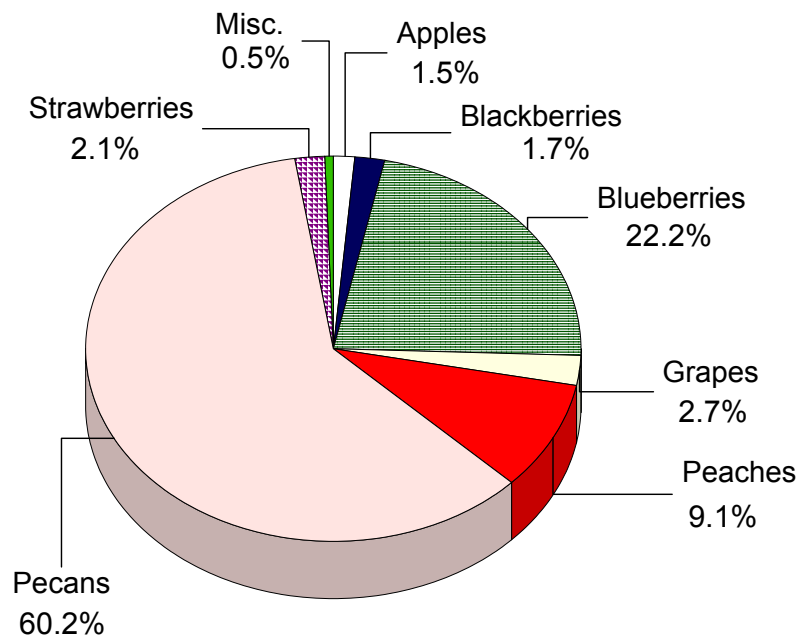
2005 Georgia Farm Gate Value

-Fruits and Nuts-

\$ 267,897,257

Fruits and Nuts

2005 Farm Gate Value



Apples

Farm Gate Value 2005

Rank	County	Acres	Farm Gate Value	Rank	County	Acres	Farm Gate Value
-	Appling		\$0	-	Elbert		\$0
-	Atkinson		\$0	-	Emanuel		\$0
-	Bacon		\$0	-	Evans		\$0
-	Baker		\$0	1	Fannin	220	\$1,897,440
-	Baldwin		\$0	-	Fayette		\$0
-	Banks		\$0	-	Floyd		\$0
-	Barrow		\$0	-	Forsyth		\$0
-	Bartow		\$0	-	Franklin		\$0
-	Ben Hill		\$0	6	Fulton	15	\$41,006
-	Berrien		\$0	2	Gilmer	240	\$1,692,000
-	Bibb		\$0	-	Glascocock		\$0
-	Bleckley		\$0	-	Glynn		\$0
-	Brantley		\$0	-	Gordon		\$0
-	Brooks		\$0	-	Grady		\$0
-	Bryan		\$0	-	Greene		\$0
-	Bulloch		\$0	-	Gwinnett		\$0
-	Burke		\$0	-	Habersham		\$0
-	Butts		\$0	4	Hall	30	\$108,000
-	Calhoun		\$0	-	Hancock		\$0
-	Camden		\$0	-	Haralson		\$0
-	Candler		\$0	-	Harris		\$0
-	Carroll		\$0	8	Hart	7	\$20,412
-	Catoosa		\$0	-	Heard		\$0
-	Charlton		\$0	-	Henry		\$0
-	Chatham		\$0	-	Houston		\$0
-	Chattahoochee		\$0	-	Irwin		\$0
-	Chattooga		\$0	-	Jackson		\$0
-	Cherokee		\$0	-	Jasper		\$0
-	Clarke		\$0	-	Jeff Davis		\$0
-	Clay		\$0	-	Jefferson		\$0
-	Clayton		\$0	-	Jenkins		\$0
-	Clinch		\$0	-	Johnson		\$0
-	Cobb		\$0	-	Jones		\$0
-	Coffee		\$0	-	Lamar		\$0
-	Colquitt		\$0	-	Lanier		\$0
-	Columbia		\$0	-	Laurens		\$0
-	Cook		\$0	-	Lee		\$0
-	Coweta		\$0	-	Liberty		\$0
-	Crawford		\$0	-	Lincoln		\$0
-	Crisp		\$0	-	Long		\$0
-	Dade		\$0	-	Lowndes		\$0
-	Dawson		\$0	-	Lumpkin		\$0
-	Decatur		\$0	-	Macon		\$0
-	DeKalb		\$0	11	Madison	6	\$12,000
-	Dodge		\$0	-	Marion		\$0
-	Dooly		\$0	-	McDuffie		\$0
-	Dougherty		\$0	-	McIntosh		\$0
12	Douglas	2	\$2,640	10	Meriwether	5	\$13,320
-	Early		\$0	-	Miller		\$0
-	Echols		\$0	-	Mitchell		\$0
-	Effingham		\$0	-	Monroe		\$0

Apples

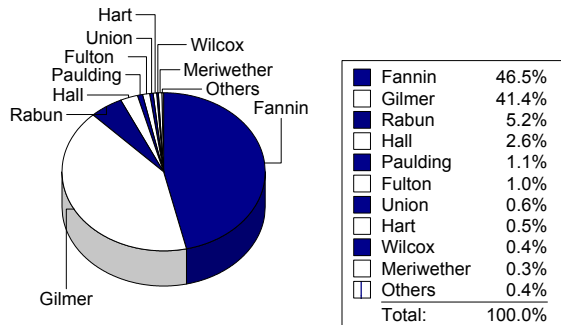
Farm Gate Value 2005

Rank	County	Acres	Farm Gate Value
-	Montgomery		\$0
-	Morgan		\$0
-	Murray		\$0
-	Muscogee		\$0
-	Newton		\$0
-	Oconee		\$0
-	Oglethorpe		\$0
5	Paulding	25	\$44,000
-	Peach		\$0
13	Pickens	2	\$2,200
-	Pierce		\$0
-	Pike		\$0
-	Polk		\$0
-	Pulaski		\$0
-	Putnam		\$0
-	Quitman		\$0
3	Rabun	85	\$212,250
-	Randolph		\$0
-	Richmond		\$0
-	Rockdale		\$0
-	Schley		\$0
-	Screven		\$0
-	Seminole		\$0
-	Spalding		\$0
-	Stephens		\$0
-	Stewart		\$0
-	Sumter		\$0
-	Talbot		\$0
-	Taliaferro		\$0
-	Tattnall		\$0
-	Taylor		\$0
-	Telfair		\$0
-	Terrell		\$0
-	Thomas		\$0
-	Tift		\$0
-	Toombs		\$0
-	Towns		\$0
-	Treutlen		\$0
-	Troup		\$0
-	Turner		\$0
-	Twiggs		\$0
7	Union	12	\$24,932
-	Upson		\$0
-	Walker		\$0
-	Walton		\$0
-	Ware		\$0
-	Warren		\$0
-	Washington		\$0
-	Wayne		\$0
-	Webster		\$0
-	Wheeler		\$0

Rank	County	Acres	Farm Gate Value
-	White		\$0
-	Whitfield		\$0
9	Wilcox	4	\$14,400
-	Wilkes		\$0
-	Wilkinson		\$0
-	Worth		\$0
2005 Totals			\$4,084,600

Percent of Fruits and Nuts 1.52%

Top Ten Counties For Apples



Top Ten Counties

Apples

County	Acres	Farm Gate Value
Fannin	220	\$1,897,440
Gilmer	240	\$1,692,000
Rabun	85	\$212,250
Hall	30	\$108,000
Paulding	25	\$44,000
Fulton	15	\$41,006
Union	12	\$24,932
Hart	7	\$20,412
Wilcox	4	\$14,400
Meriwether	5	\$13,320

Blackberries

Farm Gate Value 2005

Rank	County	Acres	Farm Gate Value	Rank	County	Acres	Farm Gate Value
4	Appling	50	\$550,000	27	Elbert	2	\$1,250
15	Atkinson	2	\$22,000	-	Emanuel		\$0
9	Bacon	15	\$165,000	-	Evans		\$0
-	Baker		\$0	-	Fannin		\$0
-	Baldwin		\$0	17	Fayette	10	\$19,530
-	Banks		\$0	-	Floyd		\$0
-	Barrow		\$0	-	Forsyth		\$0
-	Bartow		\$0	21	Franklin	2	\$9,000
-	Ben Hill		\$0	-	Fulton		\$0
5	Berrien	26	\$278,000	-	Gilmer		\$0
-	Bibb		\$0	-	Glascocock		\$0
-	Bleckley		\$0	-	Glynn		\$0
-	Brantley		\$0	-	Gordon		\$0
-	Brooks		\$0	-	Grady		\$0
-	Bryan		\$0	-	Greene		\$0
22	Bulloch	2	\$7,500	-	Gwinnett		\$0
-	Burke		\$0	-	Habersham		\$0
11	Butts	7	\$61,600	-	Hall		\$0
-	Calhoun		\$0	7	Hancock	40	\$237,600
-	Camden		\$0	-	Haralson		\$0
18	Candler	4	\$17,600	-	Harris		\$0
-	Carroll		\$0	-	Hart		\$0
-	Catoosa		\$0	-	Heard		\$0
24	Charlton	1	\$5,000	-	Henry		\$0
-	Chatham		\$0	-	Houston		\$0
-	Chattahoochee		\$0	2	Irwin	95	\$904,970
-	Chattooga		\$0	-	Jackson		\$0
-	Cherokee		\$0	-	Jasper		\$0
-	Clarke		\$0	10	Jeff Davis	8	\$88,000
-	Clay		\$0	-	Jefferson		\$0
-	Clayton		\$0	-	Jenkins		\$0
1	Clinch	31	\$913,136	-	Johnson		\$0
-	Cobb		\$0	24	Jones	1	\$5,000
-	Coffee		\$0	-	Lamar		\$0
-	Colquitt		\$0	3	Lanier	23	\$745,200
-	Columbia		\$0	-	Laurens		\$0
-	Cook		\$0	-	Lee		\$0
-	Coweta		\$0	-	Liberty		\$0
-	Crawford		\$0	-	Lincoln		\$0
-	Crisp		\$0	-	Long		\$0
-	Dade		\$0	-	Lowndes		\$0
-	Dawson		\$0	-	Lumpkin		\$0
-	Decatur		\$0	-	Macon		\$0
-	DeKalb		\$0	-	Madison		\$0
26	Dodge	1	\$3,125	-	Marion		\$0
-	Dooly		\$0	-	McDuffie		\$0
-	Dougherty		\$0	-	McIntosh		\$0
-	Douglas		\$0	12	Meriwether	5	\$47,500
-	Early		\$0	-	Miller		\$0
-	Echols		\$0	29	Mitchell	0	\$50
-	Effingham		\$0	-	Monroe		\$0

Blackberries

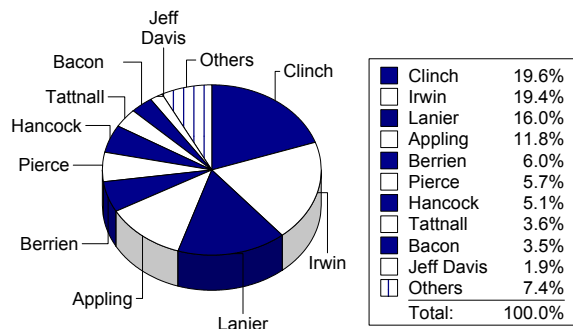
Farm Gate Value 2005

Rank	County	Acres	Farm Gate Value
-	Montgomery		\$0
-	Morgan		\$0
-	Murray		\$0
-	Muscogee		\$0
19	Newton	4	\$15,000
28	Oconee	0	\$1,000
-	Oglethorpe		\$0
-	Paulding		\$0
-	Peach		\$0
-	Pickens		\$0
6	Pierce	10	\$264,000
20	Pike	2	\$12,500
-	Polk		\$0
-	Pulaski		\$0
25	Putnam	1	\$3,500
-	Quitman		\$0
-	Rabun		\$0
-	Randolph		\$0
-	Richmond		\$0
-	Rockdale		\$0
-	Schley		\$0
-	Screven		\$0
23	Seminole	1	\$6,250
-	Spalding		\$0
-	Stephens		\$0
-	Stewart		\$0
-	Sumter		\$0
-	Talbot		\$0
-	Taliaferro		\$0
8	Tattall	16	\$166,500
-	Taylor		\$0
-	Telfair		\$0
-	Terrell		\$0
-	Thomas		\$0
-	Tift		\$0
-	Toombs		\$0
-	Towns		\$0
-	Treutlen		\$0
-	Troup		\$0
-	Turner		\$0
-	Twiggs		\$0
-	Union		\$0
24	Upson	1	\$5,000
-	Walker		\$0
-	Walton		\$0
-	Ware		\$0
-	Warren		\$0
-	Washington		\$0
16	Wayne	2	\$19,800
-	Webster		\$0
-	Wheeler		\$0

Rank	County	Acres	Farm Gate Value
-	White		\$0
14	Whitfield	2	\$33,000
23	Wilcox	1	\$6,250
-	Wilkes		\$0
-	Wilkinson		\$0
13	Worth	5	\$45,000
2005 Totals			\$4,658,861

Percent of Fruits and Nuts 1.74%

Top Ten Counties For Blackberries



Top Ten Counties

Blackberries

County	Acres	Farm Gate Value
Clinch	31	\$913,136
Irwin	95	\$904,970
Lanier	23	\$745,200
Appling	50	\$550,000
Berrien	26	\$278,000
Pierce	10	\$264,000
Hancock	40	\$237,600
Tattall	16	\$166,500
Bacon	15	\$165,000
Jeff Davis	8	\$88,000

Blueberries

Farm Gate Value 2005

Rank	County	Acres	Farm Gate Value	Rank	County	Acres	Farm Gate Value
2	Appling	2,000	\$7,705,000	-	Elbert		\$0
17	Atkinson	35	\$287,945	64	Emanuel	4	\$20,608
1	Bacon	2,650	\$22,456,262	56	Evans	5	\$28,500
-	Baker		\$0	51	Fannin	9	\$35,600
33	Baldwin	10	\$82,270	31	Fayette	14	\$87,318
-	Banks		\$0	30	Floyd	10	\$87,600
60	Barrow	3	\$24,000	-	Forsyth		\$0
-	Bartow		\$0	-	Franklin		\$0
-	Ben Hill		\$0	-	Fulton		\$0
15	Berrien	45	\$346,020	45	Gilmer	5	\$41,135
86	Bibb	1	\$3,515	-	Glascok		\$0
-	Bleckley		\$0	82	Glynn	3	\$5,548
8	Brantley	260	\$1,555,375	80	Gordon	1	\$7,980
38	Brooks	20	\$53,200	76	Grady	3	\$9,375
72	Bryan	25	\$12,500	74	Greene	3	\$11,250
39	Bulloch	6	\$50,400	40	Gwinnett	10	\$47,500
21	Burke	25	\$190,000	18	Habersham	50	\$252,500
34	Butts	10	\$81,600	53	Hall	4	\$30,400
-	Calhoun		\$0	-	Hancock		\$0
58	Camden	6	\$25,080	79	Haralson	4	\$8,208
26	Candler	40	\$98,800	27	Harris	12	\$95,760
25	Carroll	8	\$99,590	57	Hart	6	\$25,980
-	Catoosa		\$0	-	Heard		\$0
83	Charlton	1	\$5,250	68	Henry	4	\$16,000
84	Chatham	5	\$5,000	87	Houston	6	\$1,440
-	Chattahoochee		\$0	-	Irwin		\$0
66	Chattooga	4	\$16,800	-	Jackson		\$0
71	Cherokee	2	\$14,717	-	Jasper		\$0
-	Clarke		\$0	7	Jeff Davis	196	\$1,612,492
-	Clay		\$0	-	Jefferson		\$0
-	Clayton		\$0	-	Jenkins		\$0
3	Clinch	479	\$7,257,500	28	Johnson	22	\$94,400
-	Cobb		\$0	-	Jones		\$0
13	Coffee	46	\$458,432	63	Lamar	5	\$21,000
10	Colquitt	65	\$585,292	29	Lanier	110	\$91,875
-	Columbia		\$0	32	Laurens	15	\$85,500
19	Cook	30	\$249,660	75	Lee	28	\$11,200
49	Coweta	10	\$37,500	50	Liberty	10	\$37,400
-	Crawford		\$0	-	Lincoln		\$0
-	Crisp		\$0	9	Long	100	\$620,056
57	Dade	4	\$25,980	12	Lowndes	48	\$471,500
-	Dawson		\$0	-	Lumpkin		\$0
-	Decatur		\$0	23	Macon	54	\$137,000
-	DeKalb		\$0	61	Madison	5	\$23,400
-	Dodge		\$0	-	Marion		\$0
-	Dooly		\$0	24	McDuffie	6	\$114,000
-	Dougherty		\$0	35	McIntosh	12	\$69,930
-	Douglas		\$0	20	Meriwether	40	\$220,500
-	Early		\$0	-	Miller		\$0
-	Echols		\$0	-	Mitchell		\$0
16	Effingham	40	\$307,450	68	Monroe	4	\$16,000

Blueberries

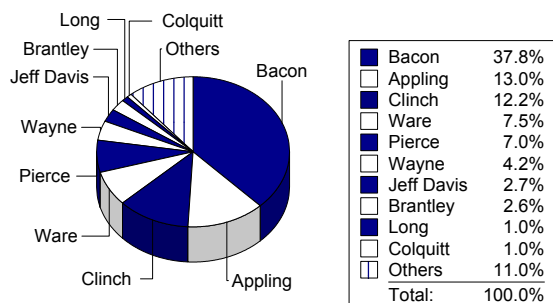
Farm Gate Value 2005

Rank	County	Acres	Farm Gate Value
-	Montgomery		\$0
-	Morgan		\$0
-	Murray		\$0
-	Muscogee		\$0
47	Newton	20	\$40,000
55	Oconee	5	\$29,565
-	Oglethorpe		\$0
62	Paulding	6	\$21,120
-	Peach		\$0
70	Pickens	5	\$15,200
5	Pierce	925	\$4,144,625
77	Pike	3	\$9,000
88	Polk	1	\$950
-	Pulaski		\$0
73	Putnam	2	\$12,000
-	Quitman		\$0
41	Rabun	10	\$45,000
-	Randolph		\$0
69	Richmond	2	\$15,960
44	Rockdale	5	\$41,325
-	Schley		\$0
-	Screven		\$0
59	Seminole	4	\$24,130
-	Spalding		\$0
42	Stephens	9	\$43,500
-	Stewart		\$0
81	Sumter	1	\$6,840
-	Talbot		\$0
-	Taliaferro		\$0
-	Tattnall		\$0
37	Taylor	10	\$57,000
-	Telfair		\$0
85	Terrell	1	\$3,800
11	Thomas	71	\$561,601
-	Tift		\$0
48	Toombs	14	\$39,440
54	Towns	7	\$29,925
-	Treutlen		\$0
36	Troup	10	\$66,500
22	Turner	32	\$182,400
-	Twiggs		\$0
14	Union	20	\$456,000
67	Upson	2	\$16,340
43	Walker	3	\$42,750
65	Walton	4	\$18,000
4	Ware	620	\$4,427,500
-	Warren		\$0
78	Washington	1	\$8,550
6	Wayne	602	\$2,476,900
85	Webster	1	\$3,800
52	Wheeler	7	\$33,600

Rank	County	Acres	Farm Gate Value
-	White		\$0
-	Whitfield		\$0
-	Wilcox		\$0
-	Wilkes		\$0
-	Wilkinson		\$0
46	Worth	3	\$40,500
2005 Totals		9,042	\$59,387,913

Percent of Fruits and Nuts 22.17%

Top Ten Counties For Blueberries



Top Ten Counties

Blueberries

County	Acres	Farm Gate Value
Bacon	2,650	\$22,456,262
Appling	2,000	\$7,705,000
Clinch	479	\$7,257,500
Ware	620	\$4,427,500
Pierce	925	\$4,144,625
Wayne	602	\$2,476,900
Jeff Davis	196	\$1,612,492
Brantley	260	\$1,555,375
Long	100	\$620,056
Colquitt	65	\$585,292

Grapes

Farm Gate Value 2005

Rank	County	Acres	Farm Gate Value	Rank	County	Acres	Farm Gate Value
34	Appling	5	\$20,625	-	Elbert		\$0
-	Atkinson		\$0	15	Emanuel	22	\$73,458
-	Bacon		\$0	-	Evans		\$0
-	Baker		\$0	44	Fannin	3	\$9,000
42	Baldwin	2	\$10,176	13	Fayette	15	\$103,125
-	Banks		\$0	31	Floyd	4	\$24,000
23	Barrow	57	\$45,885	-	Forsyth		\$0
-	Bartow		\$0	-	Franklin		\$0
-	Ben Hill		\$0	24	Fulton	10	\$40,500
3	Berrien	85	\$382,500	-	Gilmer		\$0
-	Bibb		\$0	-	Glascocock		\$0
-	Bleckley		\$0	-	Glynn		\$0
-	Brantley		\$0	56	Gordon	1	\$2,544
-	Brooks		\$0	39	Grady	5	\$16,000
30	Bryan	15	\$26,250	-	Greene		\$0
11	Bulloch	35	\$126,325	-	Gwinnett		\$0
-	Burke		\$0	9	Habersham	52	\$143,520
22	Butts	10	\$47,250	16	Hall	16	\$72,000
6	Calhoun	163	\$232,438	7	Hancock	65	\$210,400
37	Camden	4	\$17,600	-	Haralson		\$0
31	Candler	4	\$24,000	-	Harris		\$0
25	Carroll	8	\$38,160	-	Hart		\$0
57	Catoosa	2	\$920	-	Heard		\$0
51	Charlton	4	\$4,470	46	Henry	4	\$7,500
-	Chatham		\$0	-	Houston		\$0
-	Chattahoochee		\$0	1	Irwin	509	\$2,427,930
-	Chattooga		\$0	-	Jackson		\$0
-	Cherokee		\$0	18	Jasper	10	\$60,000
-	Clarke		\$0	-	Jeff Davis		\$0
-	Clay		\$0	-	Jefferson		\$0
-	Clayton		\$0	-	Jenkins		\$0
-	Clinch		\$0	49	Johnson	2	\$5,670
-	Cobb		\$0	-	Jones		\$0
-	Coffee		\$0	35	Lamar	6	\$19,700
-	Colquitt		\$0	-	Lanier		\$0
-	Columbia		\$0	-	Laurens		\$0
21	Cook	10	\$47,700	-	Lee		\$0
19	Coweta	10	\$48,000	-	Liberty		\$0
-	Crawford		\$0	17	Lincoln	15	\$61,875
-	Crisp		\$0	32	Long	5	\$23,850
-	Dade		\$0	5	Lowndes	49	\$244,200
-	Dawson		\$0	12	Lumpkin	52	\$107,640
-	Decatur		\$0	-	Macon		\$0
-	DeKalb		\$0	28	Madison	23	\$31,560
-	Dodge		\$0	-	Marion		\$0
43	Dooly	2	\$9,750	-	McDuffie		\$0
-	Dougherty		\$0	-	McIntosh		\$0
-	Douglas		\$0	-	Meriwether		\$0
-	Early		\$0	-	Miller		\$0
-	Echols		\$0	-	Mitchell		\$0
-	Effingham		\$0	29	Monroe	10	\$26,400

Grapes

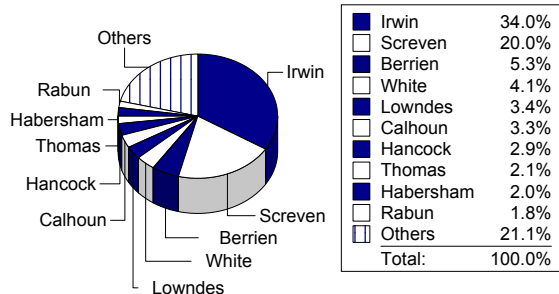
Farm Gate Value 2005

Rank	County	Acres	Farm Gate Value
-	Montgomery		\$0
-	Morgan		\$0
-	Murray		\$0
-	Muscogee		\$0
41	Newton	6	\$12,000
50	Oconee	1	\$5,400
31	Oglethorpe	10	\$24,000
33	Paulding	8	\$21,600
-	Peach		\$0
55	Pickens	3	\$2,900
52	Pierce	1	\$4,400
20	Pike	15	\$47,910
-	Polk		\$0
-	Pulaski		\$0
-	Putnam		\$0
-	Quitman		\$0
10	Rabun	35	\$131,250
-	Randolph		\$0
-	Richmond		\$0
40	Rockdale	2	\$15,500
-	Schley		\$0
2	Screven	300	\$1,431,000
47	Seminole	2	\$6,400
26	Spalding	20	\$37,400
-	Stephens		\$0
-	Stewart		\$0
-	Sumter		\$0
-	Talbot		\$0
-	Taliaferro		\$0
-	Tattnall		\$0
38	Taylor	5	\$16,800
-	Telfair		\$0
-	Terrell		\$0
8	Thomas	40	\$151,114
-	Tift		\$0
45	Toombs	5	\$8,000
14	Towns	9	\$81,000
36	Treutlen	6	\$18,450
-	Troup		\$0
-	Turner		\$0
-	Twiggs		\$0
-	Union		\$0
-	Upson		\$0
-	Walker		\$0
-	Walton		\$0
-	Ware		\$0
-	Warren		\$0
46	Washington	2	\$7,500
27	Wayne	24	\$32,700
54	Webster	1	\$3,000
-	Wheeler		\$0

Rank	County	Acres	Farm Gate Value
4	White	43	\$290,250
-	Whitfield		\$0
-	Wilcox		\$0
-	Wilkes		\$0
53	Wilkinson	1	\$3,500
48	Worth	1	\$6,000
2005 Totals		1,834	\$7,150,995

Percent of Fruits and Nuts 2.67%

Top Ten Counties For Grapes



Top Ten Counties

Grapes

County	Acres	Farm Gate Value
Irwin	509	\$2,427,930
Screven	300	\$1,431,000
Berrien	85	\$382,500
White	43	\$290,250
Lowndes	49	\$244,200
Calhoun	163	\$232,438
Hancock	65	\$210,400
Thomas	40	\$151,114
Habersham	52	\$143,520
Rabun	35	\$131,250

Peaches

Farm Gate Value 2005

Rank	County	Acres	Farm Gate Value	Rank	County	Acres	Farm Gate Value
-	Appling		\$0	-	Elbert		\$0
41	Atkinson	3	\$4,698	-	Emanuel		\$0
-	Bacon		\$0	-	Evans		\$0
-	Baker		\$0	22	Fannin	20	\$45,040
-	Baldwin		\$0	34	Fayette	2	\$9,330
-	Banks		\$0	-	Floyd		\$0
-	Barrow		\$0	-	Forsyth		\$0
-	Bartow		\$0	26	Franklin	15	\$20,250
-	Ben Hill		\$0	52	Fulton	20	\$41
50	Berrien	1	\$548	21	Gilmer	25	\$46,980
-	Bibb		\$0	-	Glascocock		\$0
-	Bleckley		\$0	-	Glynn		\$0
-	Brantley		\$0	-	Gordon		\$0
8	Brooks	1,600	\$578,500	-	Grady		\$0
-	Bryan		\$0	-	Greene		\$0
36	Bulloch	14	\$8,750	-	Gwinnett		\$0
-	Burke		\$0	16	Habersham	75	\$162,000
-	Butts		\$0	12	Hall	65	\$421,200
-	Calhoun		\$0	-	Hancock		\$0
-	Camden		\$0	-	Haralson		\$0
-	Candler		\$0	-	Harris		\$0
-	Carroll		\$0	19	Hart	28	\$52,618
-	Catoosa		\$0	-	Heard		\$0
-	Charlton		\$0	9	Henry	100	\$562,500
-	Chatham		\$0	-	Houston		\$0
-	Chattahoochee		\$0	42	Irwin	2	\$3,758
-	Chattooga		\$0	-	Jackson		\$0
-	Cherokee		\$0	28	Jasper	10	\$18,792
-	Clarke		\$0	32	Jeff Davis	8	\$15,034
-	Clay		\$0	-	Jefferson		\$0
-	Clayton		\$0	45	Jenkins	3	\$2,430
-	Clinch		\$0	-	Johnson		\$0
-	Cobb		\$0	-	Jones		\$0
-	Coffee		\$0	-	Lamar		\$0
-	Colquitt		\$0	-	Lanier		\$0
-	Columbia		\$0	-	Laurens		\$0
15	Cook	93	\$174,766	-	Lee		\$0
46	Coweta	2	\$2,000	-	Liberty		\$0
4	Crawford	950	\$1,859,625	51	Lincoln	15	\$405
-	Crisp		\$0	-	Long		\$0
-	Dade		\$0	-	Lowndes		\$0
-	Dawson		\$0	-	Lumpkin		\$0
40	Decatur	10	\$5,000	3	Macon	2,030	\$2,192,400
-	DeKalb		\$0	25	Madison	15	\$23,700
17	Dodge	80	\$144,000	-	Marion		\$0
18	Dooly	51	\$95,839	-	McDuffie		\$0
31	Dougherty	7	\$15,913	-	McIntosh		\$0
-	Douglas		\$0	5	Meriwether	600	\$1,335,600
-	Early		\$0	-	Miller		\$0
-	Echols		\$0	27	Mitchell	7	\$18,900
-	Effingham		\$0	10	Monroe	276	\$518,659

Peaches

Farm Gate Value 2005

Rank	County	Acres	Farm Gate Value
-	Montgomery		\$0
24	Morgan	12	\$34,560
-	Murray		\$0
-	Muscogee		\$0
47	Newton	2	\$1,080
7	Oconee	250	\$900,000
-	Oglethorpe		\$0
35	Paulding	7	\$9,275
1	Peach	6,003	\$9,735,300
49	Pickens	1	\$700
6	Pierce	250	\$1,181,250
11	Pike	272	\$497,558
-	Polk		\$0
-	Pulaski		\$0
-	Putnam		\$0
-	Quitman		\$0
30	Rabun	10	\$16,200
-	Randolph		\$0
-	Richmond		\$0
-	Rockdale		\$0
44	Schley	2	\$2,700
20	Screven	28	\$48,720
14	Seminole	45	\$205,450
-	Spalding		\$0
-	Stephens		\$0
-	Stewart		\$0
43	Sumter	2	\$3,402
45	Talbot	2	\$2,430
-	Taliaferro		\$0
13	Tattnall	45	\$216,000
2	Taylor	3,300	\$3,118,500
-	Telfair		\$0
-	Terrell		\$0
33	Thomas	7	\$13,154
23	Tift	20	\$40,500
48	Toombs	1	\$900
-	Towns		\$0
-	Treutlen		\$0
-	Troup		\$0
-	Turner		\$0
-	Twiggs		\$0
-	Union		\$0
-	Upson		\$0
-	Walker		\$0
45	Walton	6	\$2,430
-	Ware		\$0
-	Warren		\$0
38	Washington	4	\$7,000
37	Wayne	5	\$8,025
39	Webster	3	\$5,103
-	Wheeler		\$0

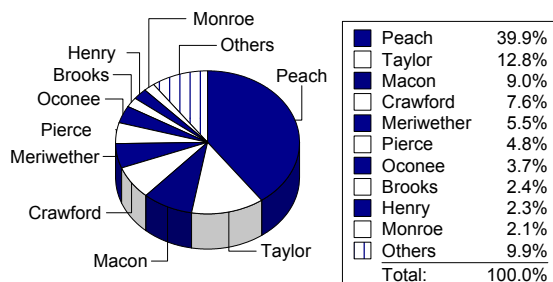
Rank	County	Acres	Farm Gate Value
-	White		\$0
-	Whitfield		\$0
29	Wilcox	9	\$16,913
-	Wilkes		\$0
-	Wilkinson		\$0
-	Worth		\$0

2005 Totals **16,412** **\$24,406,425**

Percent of Fruits and Nuts **9.11%**

Top Ten Counties

For Peaches



Top Ten Counties

Peaches

County	Acres	Farm Gate Value
Peach	6,003	\$9,735,300
Taylor	3,300	\$3,118,500
Macon	2,030	\$2,192,400
Crawford	950	\$1,859,625
Meriwether	600	\$1,335,600
Pierce	250	\$1,181,250
Oconee	250	\$900,000
Brooks	1,600	\$578,500
Henry	100	\$562,500
Monroe	276	\$518,659

Pecans

Farm Gate Value 2005

Rank	County	Acres	Farm Gate Value	Rank	County	Acres	Farm Gate Value
58	Appling	350	\$238,000	94	Elbert	100	\$8,500
51	Atkinson	254	\$323,850	46	Emanuel	1,100	\$561,000
53	Bacon	250	\$297,500	39	Evans	620	\$790,500
56	Baker	300	\$255,000	-	Fannin		\$0
81	Baldwin	95	\$36,338	102	Fayette	2	\$850
-	Banks		\$0	-	Floyd		\$0
92	Barrow	10	\$12,750	-	Forsyth		\$0
-	Bartow		\$0	98	Franklin	30	\$5,100
19	Ben Hill	2,000	\$1,710,200	-	Fulton		\$0
12	Berrien	2,280	\$3,294,600	-	Gilmer		\$0
75	Bibb	90	\$73,440	83	Glascocock	40	\$34,000
66	Bleckley	399	\$135,660	-	Glynn		\$0
79	Brantley	100	\$51,000	-	Gordon		\$0
20	Brooks	2,400	\$1,632,000	29	Grady	1,972	\$1,106,292
89	Bryan	25	\$19,125	-	Greene		\$0
17	Bulloch	2,300	\$1,955,000	-	Gwinnett		\$0
9	Burke	4,000	\$4,080,000	-	Habersham		\$0
84	Butts	30	\$32,385	101	Hall	3	\$1,403
11	Calhoun	3,892	\$3,374,364	36	Hancock	500	\$850,000
-	Camden		\$0	99	Haralson	12	\$3,060
14	Candler	1,800	\$3,060,000	52	Harris	550	\$309,375
-	Carroll		\$0	67	Hart	150	\$127,500
-	Catoosa		\$0	-	Heard		\$0
80	Charlton	60	\$45,900	-	Henry		\$0
88	Chatham	50	\$21,250	10	Houston	3,839	\$3,915,780
-	Chattahoochee		\$0	35	Irwin	1,100	\$935,000
103	Chattooga	40	\$340	-	Jackson		\$0
-	Cherokee		\$0	40	Jasper	750	\$765,000
-	Clarke		\$0	77	Jeff Davis	35	\$59,500
86	Clay	54	\$27,540	22	Jefferson	1,475	\$1,554,650
-	Clayton		\$0	38	Jenkins	530	\$810,900
72	Clinch	100	\$76,500	79	Johnson	100	\$51,000
-	Cobb		\$0	90	Jones	70	\$17,850
54	Coffee	203	\$276,080	60	Lamar	300	\$193,800
31	Colquitt	875	\$1,041,250	16	Lanier	1,443	\$2,085,135
-	Columbia		\$0	62	Laurens	506	\$172,040
27	Cook	700	\$1,190,000	3	Lee	7,198	\$9,789,280
100	Coweta	20	\$1,700	-	Liberty		\$0
44	Crawford	1,400	\$595,000	91	Lincoln	20	\$17,000
9	Crisp	4,000	\$4,080,000	82	Long	26	\$35,360
-	Dade		\$0	4	Lowndes	5,500	\$7,012,500
87	Dawson	5	\$25,500	-	Lumpkin		\$0
15	Decatur	1,375	\$2,220,625	13	Macon	4,643	\$3,157,240
-	DeKalb		\$0	78	Madison	30	\$56,100
50	Dodge	700	\$357,000	95	Marion	45	\$7,650
33	Dooly	2,790	\$948,600	71	McDuffie	80	\$81,600
1	Dougherty	15,200	\$28,424,000	-	McIntosh		\$0
-	Douglas		\$0	63	Meriwether	300	\$163,200
57	Early	478	\$243,780	76	Miller	95	\$64,600
-	Echols		\$0	2	Mitchell	16,000	\$24,480,000
70	Effingham	125	\$85,000	73	Monroe	34	\$75,140

Pecans

Farm Gate Value 2005

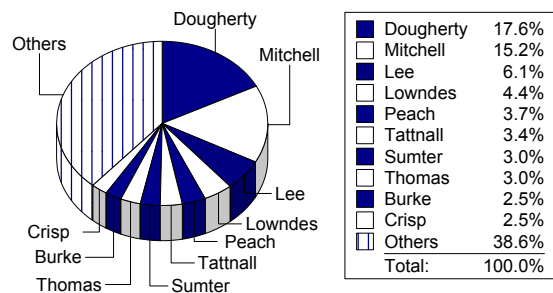
Rank	County	Acres	Farm Gate Value
41	Montgomery	864	\$734,740
65	Morgan	200	\$136,000
-	Murray		\$0
-	Muscogee		\$0
87	Newton	75	\$25,500
94	Oconee	10	\$8,500
-	Oglethorpe		\$0
93	Paulding	6	\$12,240
5	Peach	7,100	\$6,035,000
-	Pickens		\$0
20	Pierce	1,600	\$1,632,000
88	Pike	25	\$21,250
-	Polk		\$0
21	Pulaski	1,220	\$1,555,500
97	Putnam	130	\$5,525
96	Quitman	11	\$5,610
-	Rabun		\$0
45	Randolph	750	\$583,950
67	Richmond	250	\$127,500
-	Rockdale		\$0
47	Schley	500	\$539,750
30	Screven	2,100	\$1,071,000
18	Seminole	1,025	\$1,742,500
-	Spalding		\$0
-	Stephens		\$0
34	Stewart	556	\$945,200
7	Sumter	5,200	\$4,862,000
64	Talbot	50	\$144,500
-	Taliaferro		\$0
6	Tattnall	4,000	\$5,440,000
69	Taylor	121	\$92,565
49	Telfair	973	\$413,525
28	Terrell	1,646	\$1,119,280
8	Thomas	4,375	\$4,812,063
48	Tift	640	\$462,400
43	Toombs	754	\$640,475
-	Towns		\$0
74	Treutlen	73	\$74,256
91	Troup	25	\$17,000
25	Turner	1,248	\$1,272,960
59	Twiggs	305	\$220,363
-	Union		\$0
61	Upson	276	\$187,680
-	Walker		\$0
-	Walton		\$0
23	Ware	1,400	\$1,309,000
55	Warren	310	\$263,500
24	Washington	2,550	\$1,300,500
85	Wayne	250	\$31,875
32	Webster	546	\$1,021,020
42	Wheeler	695	\$643,918

Rank	County	Acres	Farm Gate Value
-	White		\$0
-	Whitfield		\$0
26	Wilcox	1,500	\$1,224,000
-	Wilkes		\$0
68	Wilkinson	100	\$110,500
37	Worth	1,070	\$818,550
2005 Totals		142,477	\$161,202,875

Percent of Fruits and Nuts 60.17%

Top Ten Counties

For Pecans



Top Ten Counties

Pecans

County	Acres	Farm Gate Value
Dougherty	15,200	\$28,424,000
Mitchell	16,000	\$24,480,000
Lee	7,198	\$9,789,280
Lowndes	5,500	\$7,012,500
Peach	7,100	\$6,035,000
Tattnall	4,000	\$5,440,000
Sumter	5,200	\$4,862,000
Thomas	4,375	\$4,812,063
Burke	4,000	\$4,080,000
Crisp	4,000	\$4,080,000

Strawberries

Farm Gate Value 2005

Rank	County	Acres	Farm Gate Value	Rank	County	Acres	Farm Gate Value
7	Appling	7	\$178,500	-	Elbert		\$0
-	Atkinson		\$0	-	Emanuel		\$0
-	Bacon		\$0	41	Evans	1	\$9,000
-	Baker		\$0	-	Fannin		\$0
-	Baldwin		\$0	13	Fayette	20	\$100,000
-	Banks		\$0	34	Floyd	1	\$30,558
-	Barrow		\$0	-	Forsyth		\$0
-	Bartow		\$0	36	Franklin	2	\$24,200
-	Ben Hill		\$0	30	Fulton	2	\$36,250
40	Berrien	1	\$9,200	-	Gilmer		\$0
-	Bibb		\$0	-	Glascocock		\$0
-	Bleckley		\$0	-	Glynn		\$0
-	Brantley		\$0	-	Gordon		\$0
-	Brooks		\$0	-	Grady		\$0
45	Bryan	2	\$2,750	-	Greene		\$0
32	Bulloch	2	\$35,000	6	Gwinnett	4	\$238,800
18	Burke	3	\$66,000	-	Habersham		\$0
10	Butts	5	\$127,500	25	Hall	2	\$51,000
-	Calhoun		\$0	-	Hancock		\$0
-	Camden		\$0	-	Haralson		\$0
12	Candler	10	\$116,250	5	Harris	12	\$249,600
-	Carroll		\$0	38	Hart	1	\$17,100
-	Catoosa		\$0	-	Heard		\$0
-	Charlton		\$0	4	Henry	8	\$270,000
15	Chatham	6	\$75,000	-	Houston		\$0
-	Chattahoochee		\$0	35	Irwin	1	\$25,500
-	Chattooga		\$0	-	Jackson		\$0
-	Cherokee		\$0	-	Jasper		\$0
39	Clarke	1	\$10,000	-	Jeff Davis		\$0
-	Clay		\$0	26	Jefferson	3	\$46,200
44	Clayton	5	\$5,200	-	Jenkins		\$0
-	Clinch		\$0	-	Johnson		\$0
-	Cobb		\$0	-	Jones		\$0
17	Coffee	3	\$67,500	32	Lamar	2	\$35,000
25	Colquitt	2	\$51,000	-	Lanier		\$0
-	Columbia		\$0	-	Laurens		\$0
-	Cook		\$0	-	Lee		\$0
-	Coweta		\$0	-	Liberty		\$0
-	Crawford		\$0	-	Lincoln		\$0
-	Crisp		\$0	-	Long		\$0
-	Dade		\$0	24	Lowndes	4	\$54,000
-	Dawson		\$0	7	Lumpkin	7	\$178,500
-	Decatur		\$0	23	Macon	4	\$60,000
-	DeKalb		\$0	-	Madison		\$0
13	Dodge	4	\$100,000	-	Marion		\$0
-	Dooly		\$0	-	McDuffie		\$0
-	Dougherty		\$0	-	McIntosh		\$0
-	Douglas		\$0	16	Meriwether	5	\$68,750
-	Early		\$0	31	Miller	2	\$36,000
-	Echols		\$0	19	Mitchell	4	\$65,625
29	Effingham	2	\$37,400	-	Monroe		\$0

Strawberries

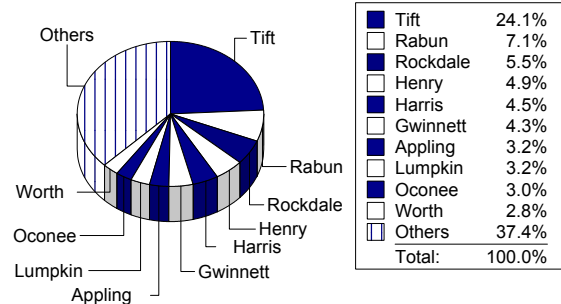
Farm Gate Value 2005

Rank	County	Acres	Farm Gate Value
-	Montgomery		\$0
-	Morgan		\$0
-	Murray		\$0
-	Muscogee		\$0
28	Newton	4	\$40,000
8	Oconee	6	\$168,300
-	Oglethorpe		\$0
-	Paulding		\$0
21	Peach	4	\$63,000
46	Pickens	1	\$1,500
-	Pierce		\$0
20	Pike	3	\$63,750
-	Polk		\$0
-	Pulaski		\$0
-	Putnam		\$0
-	Quitman		\$0
2	Rabun	20	\$392,000
-	Randolph		\$0
-	Richmond		\$0
3	Rockdale	10	\$306,000
-	Schley		\$0
14	Screven	5	\$93,500
22	Seminole	2	\$61,000
-	Spalding		\$0
-	Stephens		\$0
-	Stewart		\$0
-	Sumter		\$0
37	Talbot	1	\$22,500
-	Taliaferro		\$0
27	Tattnall	2	\$42,500
42	Taylor	3	\$7,125
-	Telfair		\$0
-	Terrell		\$0
-	Thomas		\$0
1	Tift	54	\$1,338,750
33	Toombs	2	\$31,900
-	Towns		\$0
-	Treutlen		\$0
-	Troup		\$0
29	Turner	2	\$37,400
-	Twiggs		\$0
-	Union		\$0
-	Upson		\$0
-	Walker		\$0
-	Walton		\$0
37	Ware	2	\$22,500
-	Warren		\$0
43	Washington	1	\$6,250
11	Wayne	5	\$120,000
-	Webster		\$0
-	Wheeler		\$0

Rank	County	Acres	Farm Gate Value
-	White		\$0
-	Whitfield		\$0
13	Wilcox	4	\$100,000
-	Wilkes		\$0
-	Wilkinson		\$0
9	Worth	6	\$153,000
2005 Totals			\$5,548,358

Percent of Fruits and Nuts 2.07%

Top Ten Counties For Strawberries



Top Ten Counties Strawberries		
County	Acres	Farm Gate Value
Tift	54	\$1,338,750
Rabun	20	\$392,000
Rockdale	10	\$306,000
Henry	8	\$270,000
Harris	12	\$249,600
Gwinnett	4	\$238,800
Appling	7	\$178,500
Lumpkin	7	\$178,500
Oconee	6	\$168,300
Worth	6	\$153,000

Miscellaneous Fruits and Nuts

Farm Gate Value 2005

County	Farm Gate Value	County	Farm Gate Value
Appling		Effingham	
Atkinson		Elbert	
Bacon		Emanuel	
Baker		Evans	
Baldwin		Fannin	\$8,000
Banks		Fayette	
Barrow		Floyd	
Bartow		Forsyth	
Ben Hill		Franklin	
Berrien	\$45	Fulton	
Bibb		Gilmer	
Bleckley		Glascock	
Brantley		Glynn	
Brooks		Gordon	
Bryan		Grady	
Bulloch		Greene	
Burke		Gwinnett	
Butts		Habersham	
Calhoun		Hall	
Camden		Hancock	
Candler		Haralson	
Carroll		Harris	
Catoosa		Hart	
Charlton		Heard	
Chatham		Henry	
Chattahoochee		Houston	
Chattooga		Irwin	\$52,120
Cherokee		Jackson	
Clarke		Jasper	
Clay		Jeff Davis	
Clayton		Jefferson	
Clinch	\$225,000	Jenkins	
Cobb		Johnson	
Coffee		Jones	
Colquitt		Lamar	
Columbia		Lanier	
Cook	\$38,880	Laurens	
Coweta		Lee	
Crawford	\$38,310	Liberty	
Crisp		Lincoln	
Dade		Long	
Dawson		Lowndes	
Decatur		Lumpkin	
DeKalb		Macon	
Dodge		Madison	
Dooly		Marion	
Dougherty		McDuffie	
Douglas		McIntosh	
Early		Meriwether	
Echols		Miller	

Miscellaneous Fruits and Nuts

Farm Gate Value 2005

County	Farm Gate Value	County	Farm Gate Value
Mitchell		Wayne	
Monroe		Webster	
Montgomery		Wheeler	
Morgan		White	
Murray		Whitfield	\$33,000
Muscogee		Wilcox	
Newton		Wilkes	
Oconee	\$875	Wilkinson	
Oglethorpe		Worth	
Paulding		2005 Totals	\$1,457,230
Peach		Percent of Fruits and Nuts	0.54%
Pickens			
Pierce	\$1,011,500		
Pike			
Polk			
Pulaski			
Putnam			
Quitman			
Rabun			
Randolph			
Richmond			
Rockdale			
Schley			
Screven			
Seminole			
Spalding			
Stephens			
Stewart			
Sumter			
Talbot			
Taliaferro			
Tattnell			
Taylor			
Telfair			
Terrell			
Thomas			
Tift			
Toombs	\$49,500		
Towns			
Treutlen			
Troup			
Turner			
Twiggs			
Union			
Upson			
Walker			
Walton			
Ware			
Warren			
Washington			

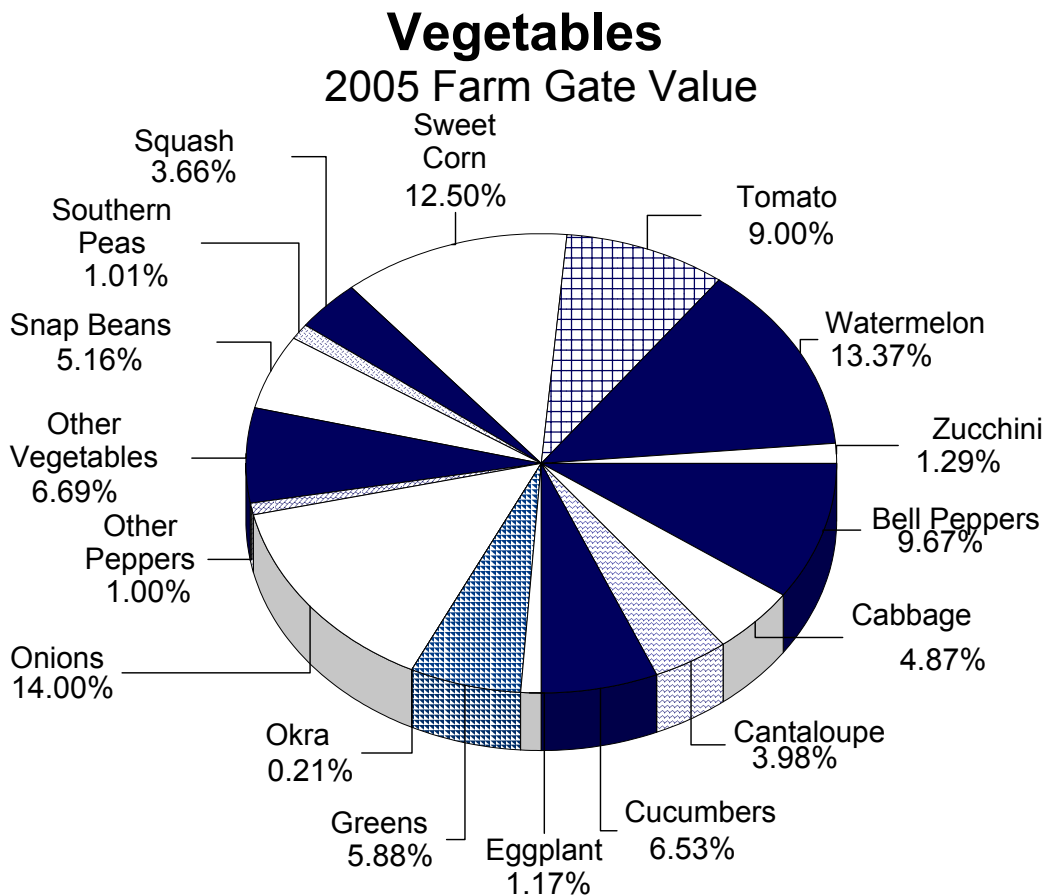
Total Fruits and Nuts Value, 2005

Rank	County	Farm Gate Value	Rank	County	Farm Gate Value	Rank	County	Farm Gate Value
6	Appling	\$8,692,125	55	Evans	\$828,000	99	Newton	\$133,580
67	Atkinson	\$638,493	31	Fannin	\$1,995,080	48	Oconee	\$1,113,640
3	Bacon	\$22,918,762	78	Fayette	\$320,153	127	Oglethorpe	\$24,000
85	Baker	\$255,000	96	Floyd	\$142,158	104	Paulding	\$108,235
100	Baldwin	\$128,784	-	Forsyth	\$0	4	Peach	\$15,833,300
-	Banks	\$0	117	Franklin	\$58,550	129	Pickens	\$22,500
110	Barrow	\$82,635	101	Fulton	\$117,797	8	Pierce	\$8,237,775
-	Bartow	\$0	34	Gilmer	\$1,780,115	66	Pike	\$651,968
36	Ben Hill	\$1,710,200	123	Glascocok	\$34,000	144	Polk	\$950
17	Berrien	\$4,310,913	141	Glynn	\$5,548	41	Pulaski	\$1,555,500
112	Bibb	\$76,955	136	Gordon	\$10,524	130	Putnam	\$21,025
98	Bleckley	\$135,660	46	Grady	\$1,131,667	140	Quitman	\$5,610
39	Brantley	\$1,606,375	135	Greene	\$11,250	58	Rabun	\$796,700
27	Brooks	\$2,263,700	80	Gwinnett	\$286,300	70	Randolph	\$583,950
115	Bryan	\$60,625	71	Habersham	\$558,020	95	Richmond	\$143,460
29	Bulloch	\$2,182,975	61	Hall	\$684,003	76	Rockdale	\$362,825
16	Burke	\$4,336,000	45	Hancock	\$1,298,000	72	Schley	\$542,450
77	Butts	\$350,335	134	Haralson	\$11,268	25	Screven	\$2,644,220
20	Calhoun	\$3,606,802	65	Harris	\$654,735	30	Seminole	\$2,045,730
120	Camden	\$42,680	87	Hart	\$243,610	121	Spalding	\$37,400
21	Candler	\$3,316,650	-	Heard	\$0	118	Stephens	\$43,500
97	Carroll	\$137,750	53	Henry	\$856,000	52	Stewart	\$945,200
145	Catoosa	\$920	19	Houston	\$3,917,220	14	Sumter	\$4,872,242
116	Charlton	\$60,620	15	Irwin	\$4,349,278	92	Talbot	\$169,430
105	Chatham	\$101,250	-	Jackson	\$0	-	Taliaferro	\$0
-	Chattahoochee	\$0	54	Jasper	\$843,792	10	Tattnall	\$5,865,000
132	Chattooga	\$17,140	35	Jeff Davis	\$1,775,026	22	Taylor	\$3,291,990
133	Cherokee	\$14,717	40	Jefferson	\$1,600,850	75	Telfair	\$413,525
137	Clarke	\$10,000	56	Jenkins	\$813,330	47	Terrell	\$1,123,080
124	Clay	\$27,540	93	Johnson	\$151,070	13	Thomas	\$5,537,932
142	Clayton	\$5,200	128	Jones	\$22,850	33	Tift	\$1,841,650
7	Clinch	\$8,472,136	82	Lamar	\$269,500	59	Toombs	\$770,215
-	Cobb	\$0	23	Lanier	\$2,922,210	103	Towns	\$110,925
57	Coffee	\$802,012	84	Laurens	\$257,540	107	Treutlen	\$92,706
38	Colquitt	\$1,677,542	5	Lee	\$9,800,480	109	Troup	\$83,500
-	Columbia	\$0	122	Liberty	\$37,400	42	Turner	\$1,492,760
37	Cook	\$1,701,006	111	Lincoln	\$79,280	88	Twiggs	\$220,363
108	Coweta	\$89,200	62	Long	\$679,266	73	Union	\$480,932
26	Crawford	\$2,492,935	9	Lowndes	\$7,782,200	89	Upson	\$209,020
18	Crisp	\$4,080,000	81	Lumpkin	\$286,140	119	Walker	\$42,750
125	Dade	\$25,980	12	Macon	\$5,546,640	131	Walton	\$20,430
126	Dawson	\$25,500	94	Madison	\$146,760	11	Ware	\$5,759,000
28	Decatur	\$2,225,625	139	Marion	\$7,650	83	Warren	\$263,500
-	DeKalb	\$0	90	McDuffie	\$195,600	44	Washington	\$1,329,800
69	Dodge	\$604,125	113	McIntosh	\$69,930	24	Wayne	\$2,689,300
50	Dooly	\$1,054,189	32	Meriwether	\$1,848,870	51	Webster	\$1,032,923
1	Dougherty	\$28,439,913	106	Miller	\$100,600	63	Wheeler	\$677,518
143	Douglas	\$2,640	2	Mitchell	\$24,564,575	79	White	\$290,250
86	Early	\$243,780	68	Monroe	\$636,199	114	Whitfield	\$66,000
-	Echols	\$0	60	Montgomery	\$734,740	43	Wilcox	\$1,361,563
74	Effingham	\$429,850	91	Morgan	\$170,560	-	Wilkes	\$0
138	Elbert	\$9,750	-	Murray	\$0	102	Wilkinson	\$114,000
64	Emanuel	\$655,066	-	Muscogee	\$0	49	Worth	\$1,063,050
					GEORGIA		\$267,897,257	

2005 Georgia Farm Gate Value

-Vegetables-

\$ 896,043,795



Bell Peppers

Farm Gate Value 2005

Rank	County	Acres	Farm Gate Value	Rank	County	Acres	Farm Gate Value
-	Appling		\$0	-	Effingham		\$0
15	Atkinson	40.0	\$473,760	-	Elbert		\$0
25	Bacon	10.0	\$37,600	-	Emanuel		\$0
-	Baker		\$0	-	Evans		\$0
-	Baldwin		\$0	-	Fannin		\$0
-	Banks		\$0	27	Fayette	2.0	\$28,200
-	Barrow		\$0	-	Floyd		\$0
-	Bartow		\$0	-	Forsyth		\$0
-	Ben Hill		\$0	-	Franklin		\$0
17	Berrien	23.0	\$172,960	-	Fulton		\$0
-	Bibb		\$0	-	Gilmer		\$0
-	Bleckley		\$0	-	Glascocock		\$0
-	Brantley		\$0	-	Glynn		\$0
5	Brooks	775.0	\$6,786,000	-	Gordon		\$0
-	Bryan		\$0	14	Grady	40.0	\$495,216
-	Bulloch		\$0	-	Greene		\$0
-	Burke		\$0	-	Gwinnett		\$0
-	Butts		\$0	21	Habersham	5.0	\$41,000
-	Calhoun		\$0	29	Hall	2.0	\$21,525
-	Camden		\$0	24	Hancock	40.0	\$38,700
19	Candler	15.0	\$126,900	-	Haralson		\$0
-	Carroll		\$0	28	Harris	2.0	\$22,748
33	Catoosa	4.0	\$7,520	-	Hart		\$0
-	Charlton		\$0	-	Heard		\$0
-	Chatham		\$0	-	Henry		\$0
-	Chattahoochee		\$0	-	Houston		\$0
34	Chattooga	3.0	\$7,050	-	Irwin		\$0
-	Cherokee		\$0	-	Jackson		\$0
-	Clarke		\$0	-	Jasper		\$0
-	Clay		\$0	-	Jeff Davis		\$0
-	Clayton		\$0	-	Jefferson		\$0
13	Clinch	40.0	\$549,750	-	Jenkins		\$0
-	Cobb		\$0	-	Johnson		\$0
20	Coffee	3.0	\$42,300	-	Jones		\$0
1	Colquitt	1,420.0	\$31,476,000	-	Lamar		\$0
-	Columbia		\$0	-	Lanier		\$0
4	Cook	530.0	\$7,258,400	-	Laurens		\$0
-	Coweta		\$0	-	Lee		\$0
32	Crawford	1.5	\$9,870	-	Liberty		\$0
-	Crisp		\$0	-	Lincoln		\$0
-	Dade		\$0	22	Long	14.0	\$40,130
-	Dawson		\$0	6	Lowndes	300.0	\$4,993,625
19	Decatur	15.0	\$126,900	-	Lumpkin		\$0
-	DeKalb		\$0	-	Macon		\$0
11	Dodge	82.0	\$907,740	-	Madison		\$0
-	Dooly		\$0	-	Marion		\$0
-	Dougherty		\$0	-	McDuffie		\$0
-	Douglas		\$0	-	McIntosh		\$0
-	Early		\$0	-	Meriwether		\$0
3	Echols	500.0	\$12,300,000	-	Miller		\$0

Bell Peppers

Farm Gate Value 2005

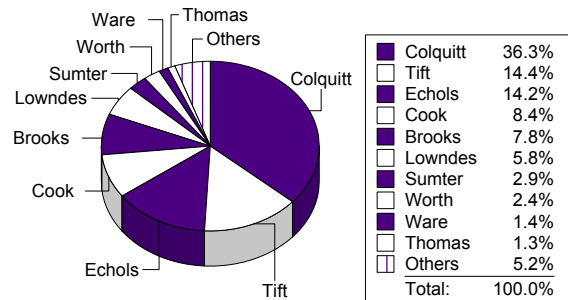
Rank	County	Acres	Farm Gate Value
-	Mitchell		\$0
-	Monroe		\$0
-	Montgomery		\$0
-	Morgan		\$0
-	Murray		\$0
-	Muscogee		\$0
-	Newton		\$0
-	Oconee		\$0
-	Oglethorpe		\$0
-	Paulding		\$0
-	Peach		\$0
-	Pickens		\$0
-	Pierce		\$0
-	Pike		\$0
-	Polk		\$0
-	Pulaski		\$0
-	Putnam		\$0
-	Quitman		\$0
18	Rabun	10.0	\$164,000
-	Randolph		\$0
-	Richmond		\$0
-	Rockdale		\$0
-	Schley		\$0
-	Screven		\$0
26	Seminole	3.0	\$33,840
-	Spalding		\$0
-	Stephens		\$0
-	Stewart		\$0
7	Sumter	250.0	\$2,480,000
-	Talbot		\$0
-	Taliaferro		\$0
16	Tattnall	55.0	\$467,593
-	Taylor		\$0
23	Telfair	7.0	\$39,480
-	Terrell		\$0
10	Thomas	47.0	\$1,110,375
2	Tift	700.0	\$12,473,500
30	Toombs	6.0	\$16,920
-	Towns		\$0
-	Treutlen		\$0
-	Troup		\$0
-	Turner		\$0
-	Twiggs		\$0
12	Union	20.0	\$658,700
-	Upson		\$0
-	Walker		\$0
-	Walton		\$0
9	Ware	88.0	\$1,184,040
-	Warren		\$0
-	Washington		\$0

Rank	County	Acres	Farm Gate Value
31	Wayne	4.0	\$13,160
-	Webster		\$0
-	Wheeler		\$0
35	White	1.0	\$1,692
-	Whitfield		\$0
-	Wilcox		\$0
-	Wilkes		\$0
-	Wilkinson		\$0
8	Worth	100.0	\$2,076,000
2005 Totals		5,158	\$86,683,193

Percent of Vegetables

9.67%

Top Ten Counties For Bell Peppers



Top Ten Counties Bell Peppers

County	Acres	Farm Gate Value
Colquitt	1,420	\$31,476,000
Tift	700	\$12,473,500
Echols	500	\$12,300,000
Cook	530	\$7,258,400
Brooks	775	\$6,786,000
Lowndes	300	\$4,993,625
Sumter	250	\$2,480,000
Worth	100	\$2,076,000
Ware	88	\$1,184,040
Thomas	47	\$1,110,375

Cabbage

Farm Gate Value 2005

Rank	County	Acres	Farm Gate Value	Rank	County	Acres	Farm Gate Value
25	Appling	10.0	\$27,080	-	Effingham		\$0
16	Atkinson	30.0	\$172,635	-	Elbert		\$0
21	Bacon	20.0	\$54,160	-	Emanuel		\$0
-	Baker		\$0	-	Evans		\$0
-	Baldwin		\$0	-	Fannin		\$0
-	Banks		\$0	27	Fayette	3.0	\$16,248
-	Barrow		\$0	-	Floyd		\$0
-	Bartow		\$0	-	Forsyth		\$0
-	Ben Hill		\$0	-	Franklin		\$0
12	Berrien	57.0	\$231,534	-	Fulton		\$0
-	Bibb		\$0	-	Gilmer		\$0
-	Bleckley		\$0	-	Glascocock		\$0
-	Brantley		\$0	-	Glynn		\$0
5	Brooks	625.0	\$1,931,725	-	Gordon		\$0
-	Bryan		\$0	10	Grady	760.0	\$630,426
31	Bulloch	2.0	\$6,336	-	Greene		\$0
-	Burke		\$0	-	Gwinnett		\$0
-	Butts		\$0	23	Habersham	10.0	\$52,533
-	Calhoun		\$0	-	Hall		\$0
-	Camden		\$0	30	Hancock	20.0	\$9,504
26	Candler	5.0	\$22,003	-	Haralson		\$0
-	Carroll		\$0	19	Harris	4.0	\$60,659
-	Catoosa		\$0	-	Hart		\$0
-	Charlton		\$0	-	Heard		\$0
-	Chatham		\$0	-	Henry		\$0
-	Chattahoochee		\$0	-	Houston		\$0
32	Chattooga	3.0	\$6,093	34	Irwin	1.0	\$4,062
-	Cherokee		\$0	-	Jackson		\$0
-	Clarke		\$0	-	Jasper		\$0
-	Clay		\$0	-	Jeff Davis		\$0
-	Clayton		\$0	-	Jefferson		\$0
-	Clinch		\$0	-	Jenkins		\$0
-	Cobb		\$0	-	Johnson		\$0
-	Coffee		\$0	-	Jones		\$0
1	Colquitt	6,600.0	\$27,706,150	-	Lamar		\$0
-	Columbia		\$0	-	Lanier		\$0
3	Cook	512.0	\$2,253,056	-	Laurens		\$0
-	Coweta		\$0	-	Lee		\$0
28	Crawford	3.0	\$11,305	-	Liberty		\$0
-	Crisp		\$0	-	Lincoln		\$0
-	Dade		\$0	-	Long		\$0
-	Dawson		\$0	13	Lowndes	73.0	\$222,395
-	Decatur		\$0	-	Lumpkin		\$0
-	DeKalb		\$0	-	Macon		\$0
-	Dodge		\$0	-	Madison		\$0
-	Dooly		\$0	-	Marion		\$0
33	Dougherty	1.0	\$4,752	-	McDuffie		\$0
-	Douglas		\$0	-	McIntosh		\$0
-	Early		\$0	-	Meriwether		\$0
6	Echols	240.0	\$1,410,240	-	Miller		\$0

Cabbage

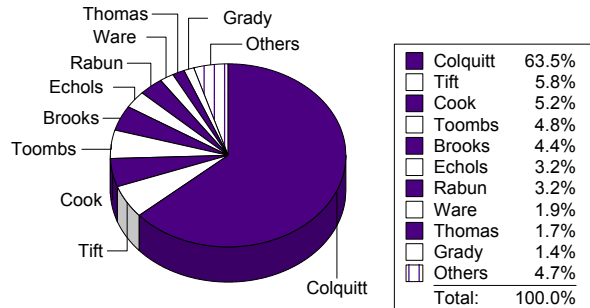
Farm Gate Value 2005

Rank	County	Acres	Farm Gate Value
-	Mitchell		\$0
-	Monroe		\$0
-	Montgomery		\$0
-	Morgan		\$0
-	Murray		\$0
-	Muscogee		\$0
-	Newton		\$0
-	Oconee		\$0
-	Oglethorpe		\$0
-	Paulding		\$0
-	Peach		\$0
35	Pickens	2.0	\$537
-	Pierce		\$0
-	Pike		\$0
-	Polk		\$0
22	Pulaski	16.0	\$52,858
-	Putnam		\$0
-	Quitman		\$0
7	Rabun	175.0	\$1,386,000
-	Randolph		\$0
-	Richmond		\$0
-	Rockdale		\$0
-	Schley		\$0
-	Screven		\$0
15	Seminole	145.0	\$174,000
-	Spalding		\$0
20	Stephens	10.0	\$57,545
-	Stewart		\$0
-	Sumter		\$0
-	Talbot		\$0
-	Taliaferro		\$0
11	Tattnall	85.0	\$403,920
-	Taylor		\$0
24	Telfair	11.0	\$44,682
-	Terrell		\$0
9	Thomas	170.0	\$748,085
2	Tift	570.0	\$2,548,380
4	Toombs	730.0	\$2,115,584
-	Towns		\$0
-	Treutlen		\$0
-	Troup		\$0
-	Turner		\$0
-	Twiggs		\$0
17	Union	30.0	\$142,560
-	Upson		\$0
-	Walker		\$0
-	Walton		\$0
8	Ware	190.0	\$835,410
-	Warren		\$0
29	Washington	5.0	\$11,190

Rank	County	Acres	Farm Gate Value
18	Wayne	22.0	\$80,220
-	Webster		\$0
-	Wheeler		\$0
-	White		\$0
-	Whitfield		\$0
-	Wilcox		\$0
-	Wilkes		\$0
-	Wilkinson		\$0
14	Worth	42.0	\$199,584
2005 Totals		11,182	\$43,633,449

Percent of Vegetables 4.87%

Top Ten Counties For Cabbage



Top Ten Counties Cabbage		
County	Acres	Farm Gate Value
Colquitt	6,600	\$27,706,150
Tift	570	\$2,548,380
Cook	512	\$2,253,056
Toombs	730	\$2,115,584
Brooks	625	\$1,931,725
Echols	240	\$1,410,240
Rabun	175	\$1,386,000
Ware	190	\$835,410
Thomas	170	\$748,085
Grady	760	\$630,426

Cantaloupe

Farm Gate Value 2005

Rank	County	Acres	Farm Gate Value	Rank	County	Acres	Farm Gate Value
29	Appling	10.0	\$41,700	27	Effingham	5.0	\$55,600
-	Atkinson		\$0	-	Elbert		\$0
30	Bacon	10.0	\$38,920	-	Emanuel		\$0
19	Baker	50.0	\$139,000	-	Evans		\$0
-	Baldwin		\$0	42	Fannin	2.0	\$6,950
39	Banks	2.0	\$11,120	39	Fayette	2.0	\$11,120
-	Barrow		\$0	-	Floyd		\$0
-	Bartow		\$0	-	Forsyth		\$0
28	Ben Hill	10.0	\$48,650	-	Franklin		\$0
16	Berrien	51.0	\$354,450	-	Fulton		\$0
-	Bibb		\$0	-	Gilmer		\$0
-	Bleckley		\$0	-	Glascok		\$0
-	Brantley		\$0	-	Glynn		\$0
14	Brooks	100.0	\$417,000	-	Gordon		\$0
-	Bryan		\$0	-	Grady		\$0
11	Bulloch	150.0	\$535,150	-	Greene		\$0
-	Burke		\$0	-	Gwinnett		\$0
-	Butts		\$0	35	Habersham	5.0	\$17,375
-	Calhoun		\$0	26	Hall	6.0	\$58,500
-	Camden		\$0	-	Hancock		\$0
18	Candler	30.0	\$166,800	-	Haralson		\$0
-	Carroll		\$0	-	Harris		\$0
-	Catoosa		\$0	36	Hart	6.0	\$16,680
-	Charlton		\$0	-	Heard		\$0
-	Chatham		\$0	-	Henry		\$0
-	Chattahoochee		\$0	-	Houston		\$0
43	Chattooga	1.5	\$4,170	32	Irwin	5.0	\$24,325
-	Cherokee		\$0	-	Jackson		\$0
-	Clarke		\$0	-	Jasper		\$0
-	Clay		\$0	-	Jeff Davis		\$0
-	Clayton		\$0	-	Jefferson		\$0
-	Clinch		\$0	-	Jenkins		\$0
-	Cobb		\$0	-	Johnson		\$0
-	Coffee		\$0	-	Jones		\$0
3	Colquitt	1,000.0	\$6,255,000	34	Lamar	5.0	\$18,070
-	Columbia		\$0	-	Lanier		\$0
12	Cook	48.0	\$533,760	-	Laurens		\$0
-	Coweta		\$0	-	Lee		\$0
44	Crawford	1.0	\$3,475	-	Liberty		\$0
10	Crisp	117.0	\$617,994	-	Lincoln		\$0
-	Dade		\$0	-	Long		\$0
-	Dawson		\$0	-	Lowndes		\$0
29	Decatur	5.0	\$41,700	-	Lumpkin		\$0
-	DeKalb		\$0	-	Macon		\$0
9	Dodge	105.0	\$671,370	37	Madison	4.0	\$15,012
4	Dooly	192.0	\$1,734,720	28	Marion	14.0	\$48,650
33	Dougherty	5.0	\$20,850	-	McDuffie		\$0
-	Douglas		\$0	-	McIntosh		\$0
-	Early		\$0	-	Meriwether		\$0
13	Echols	40.0	\$500,400	-	Miller		\$0

Cantaloupe

Farm Gate Value 2005

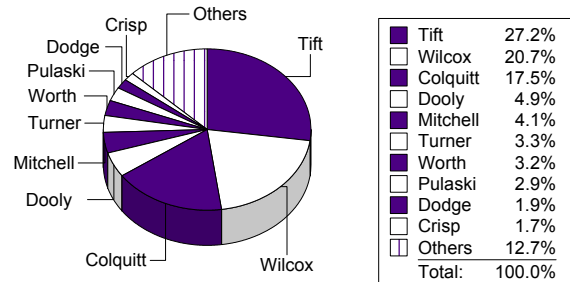
Rank	County	Acres	Farm Gate Value
5	Mitchell	133.0	\$1,478,960
-	Monroe		\$0
-	Montgomery		\$0
-	Morgan		\$0
-	Murray		\$0
-	Muscogee		\$0
-	Newton		\$0
-	Oconee		\$0
-	Oglethorpe		\$0
35	Paulding	5.0	\$17,375
-	Peach		\$0
41	Pickens	2.0	\$10,000
32	Pierce	5.0	\$24,325
-	Pike		\$0
-	Polk		\$0
8	Pulaski	178.0	\$1,022,067
-	Putnam		\$0
-	Quitman		\$0
32	Rabun	5.0	\$24,325
-	Randolph		\$0
32	Richmond	5.0	\$24,325
-	Rockdale		\$0
31	Schley	10.0	\$36,140
-	Screven		\$0
17	Seminole	65.0	\$278,000
-	Spalding		\$0
-	Stephens		\$0
-	Stewart		\$0
-	Sumter		\$0
-	Talbot		\$0
-	Taliaferro		\$0
21	Tattnall	22.0	\$104,806
-	Taylor		\$0
24	Telfair	15.0	\$83,400
-	Terrell		\$0
-	Thomas		\$0
1	Tift	1,500.0	\$9,688,300
25	Toombs	15.0	\$72,975
-	Towns		\$0
-	Treutlen		\$0
-	Troup		\$0
6	Turner	159.0	\$1,176,496
-	Twiggs		\$0
-	Union		\$0
-	Upson		\$0
38	Walker	3.0	\$11,259
-	Walton		\$0
-	Ware		\$0
23	Warren	20.0	\$97,300
40	Washington	5.0	\$10,425

Rank	County	Acres	Farm Gate Value
15	Wayne	85.0	\$384,335
20	Webster	38.0	\$116,204
22	Wheeler	9.5	\$100,150
-	White		\$0
-	Whitfield		\$0
2	Wilcox	1,150.0	\$7,367,000
-	Wilkes		\$0
45	Wilkinson	1.0	\$2,085
7	Worth	142.0	\$1,134,240
2005 Totals		5,554	\$35,673,003

Percent of Vegetables

3.98%

Top Ten Counties For Cantaloupe



Top Ten Counties Cantaloupe

County	Acres	Farm Gate Value
Tift	1,500	\$9,688,300
Wilcox	1,150	\$7,367,000
Colquitt	1,000	\$6,255,000
Dooly	192	\$1,734,720
Mitchell	133	\$1,478,960
Turner	159	\$1,176,496
Worth	142	\$1,134,240
Pulaski	178	\$1,022,067
Dodge	105	\$671,370
Crisp	117	\$617,994

Cucumbers

Farm Gate Value 2005

Rank	County	Acres	Farm Gate Value	Rank	County	Acres	Farm Gate Value
21	Appling	100.0	\$132,000	32	Effingham	1.0	\$7,823
-	Atkinson		\$0	-	Elbert		\$0
28	Bacon	20.0	\$28,060	-	Emanuel		\$0
24	Baker	50.0	\$56,120	18	Evans	50.0	\$391,125
-	Baldwin		\$0	-	Fannin		\$0
-	Banks		\$0	23	Fayette	12.0	\$75,096
-	Barrow		\$0	-	Floyd		\$0
-	Bartow		\$0	-	Forsyth		\$0
-	Ben Hill		\$0	-	Franklin		\$0
12	Berrien	572.0	\$748,275	-	Fulton		\$0
-	Bibb		\$0	-	Gilmer		\$0
-	Bleckley		\$0	-	Glascocock		\$0
-	Brantley		\$0	-	Glynn		\$0
2	Brooks	2,350.0	\$9,382,140	-	Gordon		\$0
-	Bryan		\$0	-	Grady		\$0
-	Bulloch		\$0	-	Greene		\$0
-	Burke		\$0	-	Gwinnett		\$0
-	Butts		\$0	-	Habersham		\$0
-	Calhoun		\$0	34	Hall	2.0	\$4,209
-	Camden		\$0	27	Hancock	30.0	\$36,690
29	Candler	5.0	\$18,253	-	Haralson		\$0
-	Carroll		\$0	31	Harris	2.0	\$13,267
30	Catoosa	7.0	\$14,830	36	Hart	1.0	\$730
-	Charlton		\$0	-	Heard		\$0
-	Chatham		\$0	-	Henry		\$0
-	Chattahoochee		\$0	-	Houston		\$0
35	Chattooga	3.0	\$3,129	-	Irwin		\$0
-	Cherokee		\$0	-	Jackson		\$0
-	Clarke		\$0	-	Jasper		\$0
-	Clay		\$0	-	Jeff Davis		\$0
-	Clayton		\$0	-	Jefferson		\$0
-	Clinch		\$0	-	Jenkins		\$0
-	Cobb		\$0	-	Johnson		\$0
25	Coffee	15.0	\$46,935	-	Jones		\$0
3	Colquitt	2,450.0	\$9,250,956	-	Lamar		\$0
-	Columbia		\$0	22	Lanier	50.0	\$92,400
5	Cook	610.0	\$3,724,400	-	Laurens		\$0
-	Coweta		\$0	-	Lee		\$0
35	Crawford	2.0	\$3,129	-	Liberty		\$0
-	Crisp		\$0	-	Lincoln		\$0
-	Dade		\$0	20	Long	75.0	\$156,450
-	Dawson		\$0	6	Lowndes	440.0	\$2,654,600
-	Decatur		\$0	-	Lumpkin		\$0
-	DeKalb		\$0	16	Macon	260.0	\$635,960
8	Dodge	660.0	\$2,054,640	-	Madison		\$0
-	Dooly		\$0	-	Marion		\$0
-	Dougherty		\$0	-	McDuffie		\$0
-	Douglas		\$0	-	McIntosh		\$0
-	Early		\$0	-	Meriwether		\$0
1	Echols	1,575.0	\$14,325,675	-	Miller		\$0

Cucumbers

Farm Gate Value 2005

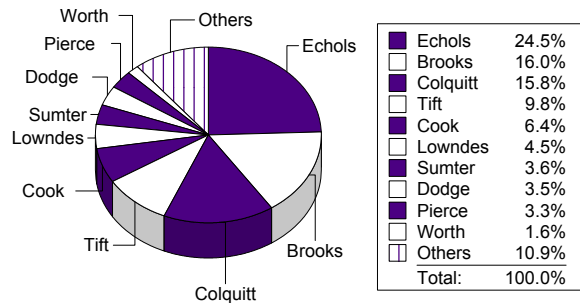
Rank	County	Acres	Farm Gate Value
17	Mitchell	301.0	\$545,926
-	Monroe		\$0
-	Montgomery		\$0
-	Morgan		\$0
-	Murray		\$0
-	Muscogee		\$0
-	Newton		\$0
-	Oconee		\$0
-	Oglethorpe		\$0
-	Paulding		\$0
-	Peach		\$0
33	Pickens	4.0	\$5,234
9	Pierce	600.0	\$1,936,950
-	Pike		\$0
-	Polk		\$0
32	Pulaski	3.0	\$7,823
-	Putnam		\$0
-	Quitman		\$0
-	Rabun		\$0
-	Randolph		\$0
-	Richmond		\$0
-	Rockdale		\$0
-	Schley		\$0
-	Screven		\$0
26	Seminole	5.0	\$39,113
-	Spalding		\$0
-	Stephens		\$0
-	Stewart		\$0
7	Sumter	950.0	\$2,107,025
-	Talbot		\$0
-	Taliaferro		\$0
11	Tattnall	180.0	\$844,830
11	Tattnall	10.0	\$28,060
-	Taylor		\$0
-	Telfair		\$0
-	Terrell		\$0
-	Thomas		\$0
4	Tift	1,150.0	\$5,719,250
14	Toombs	170.0	\$691,900
-	Towns		\$0
-	Treutlen		\$0
-	Troup		\$0
15	Turner	104.0	\$650,832
-	Twiggs		\$0
-	Union		\$0
-	Upson		\$0
-	Walker		\$0
-	Walton		\$0
19	Ware	70.0	\$385,245
-	Warren		\$0

Rank	County	Acres	Farm Gate Value
-	Washington		\$0
13	Wayne	205.0	\$699,785
-	Webster		\$0
-	Wheeler		\$0
-	White		\$0
-	Whitfield		\$0
-	Wilcox		\$0
-	Wilkes		\$0
-	Wilkinson		\$0
10	Worth	127.0	\$957,120
2005 Totals		13,221	\$58,475,982

Percent of Vegetables

6.53%

Top Ten Counties For Cucumbers



Top Ten Counties Cucumbers

County	Acres	Farm Gate Value
Echols	1,575	\$14,325,675
Brooks	2,350	\$9,382,140
Colquitt	2,450	\$9,250,956
Tift	1,150	\$5,719,250
Cook	610	\$3,724,400
Lowndes	440	\$2,654,600
Sumter	950	\$2,107,025
Dodge	660	\$2,054,640
Pierce	600	\$1,936,950
Worth	127	\$957,120

Eggplant

Farm Gate Value 2005

Rank	County	Acres	Farm Gate Value	Rank	County	Acres	Farm Gate Value
15	Appling	5.0	\$30,080	-	Effingham		\$0
5	Atkinson	60.0	\$671,580	-	Elbert		\$0
21	Bacon	5.0	\$8,113	-	Emanuel		\$0
-	Baker		\$0	-	Evans		\$0
-	Baldwin		\$0	-	Fannin		\$0
-	Banks		\$0	-	Fayette		\$0
-	Barrow		\$0	-	Floyd		\$0
-	Bartow		\$0	-	Forsyth		\$0
-	Ben Hill		\$0	-	Franklin		\$0
-	Berrien		\$0	-	Fulton		\$0
-	Bibb		\$0	-	Gilmer		\$0
-	Bleckley		\$0	-	Glascocock		\$0
-	Brantley		\$0	-	Glynn		\$0
9	Brooks	65.0	\$264,000	-	Gordon		\$0
-	Bryan		\$0	7	Grady	47.0	\$434,691
-	Bulloch		\$0	-	Greene		\$0
-	Burke		\$0	-	Gwinnett		\$0
-	Butts		\$0	-	Habersham		\$0
-	Calhoun		\$0	-	Hall		\$0
-	Camden		\$0	22	Hancock	5.0	\$5,640
20	Candler	1.0	\$8,850	-	Haralson		\$0
-	Carroll		\$0	20	Harris	1.0	\$8,850
24	Catoosa	2.0	\$1,475	-	Hart		\$0
-	Charlton		\$0	-	Heard		\$0
-	Chatham		\$0	-	Henry		\$0
-	Chattahoochee		\$0	-	Houston		\$0
25	Chattooga	0.8	\$774	-	Irwin		\$0
-	Cherokee		\$0	-	Jackson		\$0
-	Clarke		\$0	-	Jasper		\$0
-	Clay		\$0	-	Jeff Davis		\$0
-	Clayton		\$0	-	Jefferson		\$0
11	Clinch	9.0	\$74,448	-	Jenkins		\$0
-	Cobb		\$0	-	Johnson		\$0
-	Coffee		\$0	-	Jones		\$0
1	Colquitt	425.0	\$3,159,200	-	Lamar		\$0
-	Columbia		\$0	-	Lanier		\$0
6	Cook	75.0	\$663,750	-	Laurens		\$0
-	Coweta		\$0	-	Lee		\$0
23	Crawford	0.5	\$2,655	-	Liberty		\$0
-	Crisp		\$0	-	Lincoln		\$0
-	Dade		\$0	19	Long	2.0	\$17,700
-	Dawson		\$0	3	Lowndes	178.0	\$1,492,080
18	Decatur	3.0	\$18,048	-	Lumpkin		\$0
-	DeKalb		\$0	-	Macon		\$0
-	Dodge		\$0	-	Madison		\$0
-	Dooly		\$0	-	Marion		\$0
-	Dougherty		\$0	-	McDuffie		\$0
-	Douglas		\$0	-	McIntosh		\$0
-	Early		\$0	-	Meriwether		\$0
2	Echols	175.0	\$2,013,000	-	Miller		\$0

Eggplant

Farm Gate Value 2005

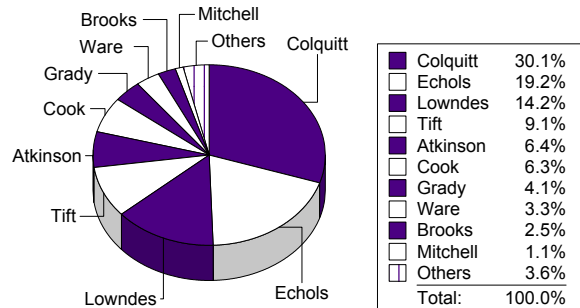
Rank	County	Acres	Farm Gate Value
10	Mitchell	19.0	\$112,100
-	Monroe		\$0
-	Montgomery		\$0
-	Morgan		\$0
-	Murray		\$0
-	Muscogee		\$0
-	Newton		\$0
-	Oconee		\$0
-	Oglethorpe		\$0
-	Paulding		\$0
-	Peach		\$0
-	Pickens		\$0
-	Pierce		\$0
-	Pike		\$0
-	Polk		\$0
-	Pulaski		\$0
-	Putnam		\$0
-	Quitman		\$0
16	Rabun	4.0	\$27,072
-	Randolph		\$0
-	Richmond		\$0
-	Rockdale		\$0
-	Schley		\$0
-	Screven		\$0
14	Seminole	4.0	\$35,400
-	Spalding		\$0
-	Stephens		\$0
-	Stewart		\$0
-	Sumter		\$0
-	Talbot		\$0
-	Taliaferro		\$0
-	Tattnall		\$0
-	Taylor		\$0
-	Telfair		\$0
-	Terrell		\$0
-	Thomas		\$0
4	Tift	80.0	\$954,440
-	Toombs		\$0
-	Towns		\$0
13	Treutlen	23.0	\$55,540
-	Troup		\$0
12	Turner	7.0	\$61,950
-	Twiggs		\$0
-	Union		\$0
-	Upson		\$0
-	Walker		\$0
-	Walton		\$0
8	Ware	77.0	\$340,725
-	Warren		\$0
-	Washington		\$0

Rank	County	Acres	Farm Gate Value
17	Wayne	8.0	\$19,968
-	Webster		\$0
-	Wheeler		\$0
-	White		\$0
-	Whitfield		\$0
-	Wilcox		\$0
-	Wilkes		\$0
-	Wilkinson		\$0
-	Worth		\$0
2005 Totals		1,281	\$10,482,128

Percent of Vegetables

1.17%

Top Ten Counties For Eggplant



Top Ten Counties

Eggplant

County	Acres	Farm Gate Value
Colquitt	425	\$3,159,200
Echols	175	\$2,013,000
Lowndes	178	\$1,492,080
Tift	80	\$954,440
Atkinson	60	\$671,580
Cook	75	\$663,750
Grady	47	\$434,691
Ware	77	\$340,725
Brooks	65	\$264,000
Mitchell	19	\$112,100

Greens

Farm Gate Value 2005

(collards, kale, lettuce, mustard, spinach, turnip greens)

Rank	County	Acres	Farm Gate Value	Rank	County	Acres	Farm Gate Value
39	Appling	15.0	\$34,890	-	Effingham		\$0
51	Atkinson	5.0	\$10,125	-	Elbert		\$0
28	Bacon	75.0	\$65,638	31	Emanuel	25.0	\$54,203
-	Baker		\$0	-	Evans		\$0
60	Baldwin	3.0	\$3,785	32	Fannin	50.0	\$49,933
-	Banks		\$0	50	Fayette	4.0	\$10,933
-	Barrow		\$0	-	Floyd		\$0
-	Bartow		\$0	-	Forsyth		\$0
35	Ben Hill	16.0	\$36,593	-	Franklin		\$0
30	Berrien	32.0	\$57,065	-	Fulton		\$0
-	Bibb		\$0	-	Gilmer		\$0
-	Bleckley		\$0	-	Glascocock		\$0
-	Brantley		\$0	-	Glynn		\$0
3	Brooks	1,275.0	\$5,215,825	-	Gordon		\$0
-	Bryan		\$0	8	Grady	667.0	\$1,156,115
20	Bulloch	67.0	\$130,338	56	Greene	10.0	\$7,558
24	Burke	50.0	\$102,325	-	Gwinnett		\$0
-	Butts		\$0	47	Habersham	10.0	\$14,980
-	Calhoun		\$0	58	Hall	4.0	\$6,828
-	Camden		\$0	25	Hancock	85.0	\$94,268
41	Candler	9.0	\$24,992	52	Haralson	5.0	\$10,125
-	Carroll		\$0	57	Harris	3.0	\$6,899
61	Catoosa	25.0	\$2,671	42	Hart	11.0	\$19,909
-	Charlton		\$0	-	Heard		\$0
-	Chatham		\$0	-	Henry		\$0
-	Chattahoochee		\$0	-	Houston		\$0
65	Chattooga	1.0	\$329	13	Irwin	220.0	\$553,273
-	Cherokee		\$0	-	Jackson		\$0
-	Clarke		\$0	-	Jasper		\$0
-	Clay		\$0	-	Jeff Davis		\$0
-	Clayton		\$0	-	Jefferson		\$0
-	Clinch		\$0	45	Jenkins	14.0	\$15,215
-	Cobb		\$0	-	Johnson		\$0
59	Coffee	2.0	\$4,050	-	Jones		\$0
2	Colquitt	5,800.0	\$14,966,150	33	Lamar	65.0	\$43,889
-	Columbia		\$0	-	Lanier		\$0
14	Cook	190.0	\$384,030	66	Laurens	1.0	\$169
-	Coweta		\$0	-	Lee		\$0
44	Crawford	6.0	\$15,444	-	Liberty		\$0
12	Crisp	265.0	\$575,255	-	Lincoln		\$0
-	Dade		\$0	-	Long		\$0
-	Dawson		\$0	17	Lowndes	80.0	\$200,535
-	Decatur		\$0	-	Lumpkin		\$0
-	DeKalb		\$0	15	Macon	190.0	\$261,000
26	Dodge	65.0	\$88,875	21	Madison	120.0	\$129,293
18	Dooly	150.0	\$189,225	54	Marion	15.0	\$9,681
48	Dougherty	5.0	\$12,615	-	McDuffie		\$0
-	Douglas		\$0	-	McIntosh		\$0
-	Early		\$0	29	Meriwether	30.0	\$64,685
7	Echols	595.0	\$1,233,375	-	Miller		\$0

Greens

Farm Gate Value 2005

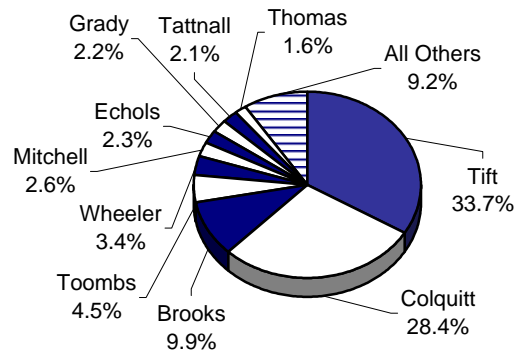
(collards, kale, lettuce, mustard, spinach, turnip greens)

Rank	County	Acres	Farm Gate Value
6	Mitchell	563.0	\$1,355,410
-	Monroe		\$0
-	Montgomery		\$0
-	Morgan		\$0
-	Murray		\$0
-	Muscogee		\$0
-	Newton		\$0
-	Oconee		\$0
-	Oglethorpe		\$0
38	Paulding	55.0	\$35,754
49	Peach	6.0	\$11,196
64	Pickens	1.0	\$625
-	Pierce		\$0
63	Pike	2.0	\$1,950
-	Polk		\$0
19	Pulaski	78.0	\$174,573
-	Putnam		\$0
-	Quitman		\$0
40	Rabun	8.0	\$33,640
-	Randolph		\$0
43	Richmond	8.0	\$18,647
-	Rockdale		\$0
62	Schley	2.0	\$2,103
-	Screven		\$0
-	Seminole		\$0
-	Spalding		\$0
-	Stephens		\$0
-	Stewart		\$0
-	Sumter		\$0
46	Talbot	10.0	\$14,980
-	Taliaferro		\$0
9	Tattnall	420.0	\$1,093,446
22	Taylor	122.0	\$123,370
-	Telfair		\$0
-	Terrell		\$0
10	Thomas	353.0	\$866,099
1	Tift	6,540.0	\$17,777,775
4	Toombs	925.0	\$2,388,084
-	Towns		\$0
-	Treutlen		\$0
-	Troup		\$0
16	Turner	107.0	\$228,466
-	Twiggs		\$0
11	Union	185.0	\$596,025
-	Upson		\$0
-	Walker		\$0
-	Walton		\$0
-	Ware		\$0
55	Warren	3.0	\$7,569
36	Washington	17.0	\$36,277

Rank	County	Acres	Farm Gate Value
23	Wayne	44.0	\$115,477
-	Webster		\$0
5	Wheeler	562.0	\$1,770,654
27	White	62.0	\$82,040
-	Whitfield		\$0
37	Wilcox	15.0	\$36,019
-	Wilkes		\$0
53	Wilkinson	10.0	\$9,855
34	Worth	20.0	\$42,704
2005 Totals		20,378	\$52,685,816

Percent of Vegetables 5.88%

Top Ten Counties For Greens



County	Acres	Farm Gate Value
Tift	6540	\$17,777,775
Colquitt	5800	\$14,966,150
Brooks	1275	\$5,215,825
Toombs	925	\$2,388,084
Wheeler	562	\$1,770,654
Mitchell	563	\$1,355,410
Echols	595	\$1,233,375
Grady	667	\$1,156,115
Tattnall	420	\$1,093,446
Thomas	353	\$866,099

Okra

Farm Gate Value 2005

Rank	County	Acres	Farm Gate Value	Rank	County	Acres	Farm Gate Value
-	Appling		\$0	-	Effingham		\$0
25	Atkinson	1.5	\$10,337	-	Elbert		\$0
26	Bacon	5.0	\$9,845	-	Emanuel		\$0
31	Baker	6.0	\$5,907	-	Evans		\$0
-	Baldwin		\$0	-	Fannin		\$0
37	Banks	2.0	\$985	-	Fayette		\$0
-	Barrow		\$0	-	Floyd		\$0
-	Bartow		\$0	-	Forsyth		\$0
20	Ben Hill	2.0	\$13,783	-	Franklin		\$0
32	Berrien	2.0	\$3,938	-	Fulton		\$0
-	Bibb		\$0	-	Gilmer		\$0
-	Bleckley		\$0	-	Glascocock		\$0
-	Brantley		\$0	-	Glynn		\$0
2	Brooks	15.0	\$221,513	-	Gordon		\$0
38	Bryan	1.0	\$591	5	Grady	52.0	\$141,690
18	Bulloch	4.0	\$17,501	-	Greene		\$0
-	Burke		\$0	-	Gwinnett		\$0
-	Butts		\$0	21	Habersham	3.0	\$13,126
-	Calhoun		\$0	22	Hall	4.0	\$12,728
-	Camden		\$0	8	Hancock	25.0	\$69,606
13	Candler	5.0	\$34,458	-	Haralson		\$0
-	Carroll		\$0	24	Harris	2.0	\$10,830
39	Catoosa	1.0	\$492	-	Hart		\$0
31	Charlton	3.0	\$5,907	-	Heard		\$0
-	Chatham		\$0	-	Henry		\$0
-	Chattahoochee		\$0	-	Houston		\$0
19	Chattooga	5.0	\$14,768	-	Irwin		\$0
-	Cherokee		\$0	-	Jackson		\$0
-	Clarke		\$0	-	Jasper		\$0
-	Clay		\$0	-	Jeff Davis		\$0
-	Clayton		\$0	-	Jefferson		\$0
-	Clinch		\$0	-	Jenkins		\$0
-	Cobb		\$0	16	Johnson	3.0	\$20,675
-	Coffee		\$0	-	Jones		\$0
-	Colquitt		\$0	26	Lamar	5.0	\$9,845
-	Columbia		\$0	-	Lanier		\$0
-	Cook		\$0	-	Laurens		\$0
37	Coweta	1.0	\$985	-	Lee		\$0
25	Crawford	1.5	\$10,337	-	Liberty		\$0
-	Crisp		\$0	-	Lincoln		\$0
-	Dade		\$0	-	Long		\$0
-	Dawson		\$0	11	Lowndes	10.0	\$59,070
9	Decatur	13.0	\$67,144	-	Lumpkin		\$0
-	DeKalb		\$0	-	Macon		\$0
3	Dodge	24.0	\$165,396	28	Madison	4.0	\$8,711
17	Dooly	10.0	\$19,690	-	Marion		\$0
-	Dougherty		\$0	-	McDuffie		\$0
-	Douglas		\$0	-	McIntosh		\$0
-	Early		\$0	-	Meriwether		\$0
-	Echols		\$0	-	Miller		\$0

Okra

Farm Gate Value 2005

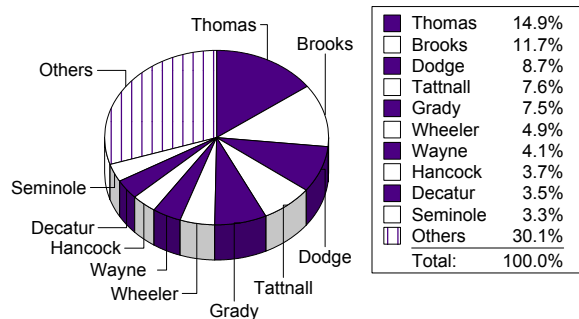
Rank	County	Acres	Farm Gate Value
30	Mitchell	1.0	\$6,104
-	Monroe		\$0
-	Montgomery		\$0
-	Morgan		\$0
-	Murray		\$0
-	Muscogee		\$0
-	Newton		\$0
29	Oconee	1.0	\$6,892
-	Oglethorpe		\$0
27	Paulding	6.0	\$9,451
-	Peach		\$0
35	Pickens	2.0	\$3,182
-	Pierce		\$0
-	Pike		\$0
-	Polk		\$0
12	Pulaski	8.0	\$55,132
-	Putnam		\$0
-	Quitman		\$0
15	Rabun	5.0	\$25,854
-	Randolph		\$0
-	Richmond		\$0
34	Rockdale	0.5	\$3,446
-	Schley		\$0
-	Screven		\$0
10	Seminole	9.0	\$62,024
-	Spalding		\$0
-	Stephens		\$0
-	Stewart		\$0
-	Sumter		\$0
-	Talbot		\$0
-	Taliaferro		\$0
4	Tattall	21.0	\$144,722
-	Taylor		\$0
17	Telfair	10.0	\$19,690
-	Terrell		\$0
1	Thomas	44.0	\$283,207
20	Tift	2.0	\$13,783
33	Toombs	1.0	\$3,544
-	Towns		\$0
-	Treutlen		\$0
-	Troup		\$0
13	Turner	5.0	\$34,458
-	Twiggs		\$0
-	Union		\$0
-	Upson		\$0
14	Walker	10.0	\$29,535
-	Walton		\$0
-	Ware		\$0
-	Warren		\$0
23	Washington	4.0	\$12,180

Rank	County	Acres	Farm Gate Value
7	Wayne	17.0	\$77,993
-	Webster		\$0
6	Wheeler	12.0	\$93,921
31	White	3.0	\$5,907
36	Whitfield	1.0	\$2,784
-	Wilcox		\$0
-	Wilkes		\$0
-	Wilkinson		\$0
12	Worth	8.0	\$55,132
2005 Totals		381	\$1,898,793

Percent of Vegetables

0.21%

Top Ten Counties For Okra



Top Ten Counties

Okra

County	Acres	Farm Gate Value
Thomas	44	\$283,207
Brooks	15	\$221,513
Dodge	24	\$165,396
Tattall	21	\$144,722
Grady	52	\$141,690
Wheeler	12	\$93,921
Wayne	17	\$77,993
Hancock	25	\$69,606
Decatur	13	\$67,144
Seminole	9	\$62,024

Onions

Farm Gate Value 2005

Rank	County	Acres	Farm Gate Value	Rank	County	Acres	Farm Gate Value
-	Appling		\$0	-	Effingham		\$0
-	Atkinson		\$0	-	Elbert		\$0
-	Bacon		\$0	-	Emanuel		\$0
-	Baker		\$0	7	Evans	830.0	\$6,723,000
-	Baldwin		\$0	-	Fannin		\$0
-	Banks		\$0	-	Fayette		\$0
-	Barrow		\$0	-	Floyd		\$0
-	Bartow		\$0	-	Forsyth		\$0
-	Ben Hill		\$0	-	Franklin		\$0
15	Berrien	6.0	\$37,800	-	Fulton		\$0
-	Bibb		\$0	-	Gilmer		\$0
-	Bleckley		\$0	-	Glascok		\$0
-	Brantley		\$0	-	Glynn		\$0
-	Brooks		\$0	-	Gordon		\$0
-	Bryan		\$0	-	Grady		\$0
5	Bulloch	1,200.0	\$8,208,000	-	Greene		\$0
-	Burke		\$0	-	Gwinnett		\$0
-	Butts		\$0	-	Habersham		\$0
-	Calhoun		\$0	-	Hall		\$0
-	Camden		\$0	-	Hancock		\$0
4	Candler	1,025.0	\$8,856,000	-	Hanralson		\$0
-	Carroll		\$0	-	Harris		\$0
-	Catoosa		\$0	-	Hart		\$0
-	Charlton		\$0	-	Heard		\$0
-	Chatham		\$0	-	Henry		\$0
-	Chattahoochee		\$0	-	Houston		\$0
-	Chattooga		\$0	15	Irwin	6.0	\$37,800
-	Cherokee		\$0	-	Jackson		\$0
-	Clarke		\$0	-	Jasper		\$0
-	Clay		\$0	-	Jeff Davis		\$0
-	Clayton		\$0	-	Jefferson		\$0
-	Clinch		\$0	-	Jenkins		\$0
-	Cobb		\$0	-	Johnson		\$0
-	Coffee		\$0	-	Jones		\$0
-	Colquitt		\$0	-	Lamar		\$0
-	Columbia		\$0	-	Lanier		\$0
-	Cook		\$0	10	Laurens	198.0	\$1,069,200
-	Coweta		\$0	-	Lee		\$0
-	Crawford		\$0	-	Liberty		\$0
-	Crisp		\$0	-	Lincoln		\$0
-	Dade		\$0	-	Long		\$0
-	Dawson		\$0	-	Lowndes		\$0
-	Decatur		\$0	-	Lumpkin		\$0
-	DeKalb		\$0	-	Macon		\$0
-	Dodge		\$0	-	Madison		\$0
-	Dooly		\$0	-	Marion		\$0
-	Dougherty		\$0	-	McDuffie		\$0
-	Douglas		\$0	-	McIntosh		\$0
-	Early		\$0	-	Meriwether		\$0
-	Echols		\$0	-	Miller		\$0

Onions

Farm Gate Value 2005

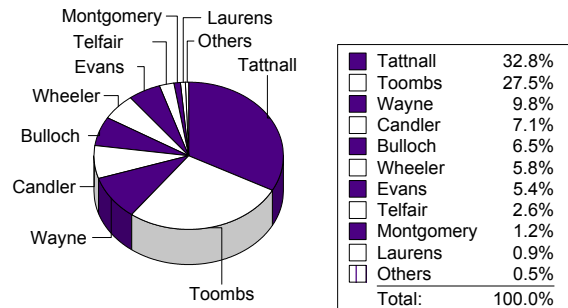
Rank	County	Acres	Farm Gate Value
-	Mitchell		\$0
-	Monroe		\$0
9	Montgomery	202.8	\$1,460,160
-	Morgan		\$0
-	Murray		\$0
-	Muscogee		\$0
-	Newton		\$0
-	Oconee		\$0
-	Oglethorpe		\$0
-	Paulding		\$0
-	Peach		\$0
-	Pickens		\$0
11	Pierce	50.0	\$315,000
-	Pike		\$0
-	Polk		\$0
16	Pulaski	4.0	\$17,280
-	Putnam		\$0
-	Quitman		\$0
-	Rabun		\$0
-	Randolph		\$0
-	Richmond		\$0
-	Rockdale		\$0
-	Schley		\$0
17	Screven	1.0	\$6,300
14	Seminole	4.0	\$52,800
-	Spalding		\$0
-	Stephens		\$0
-	Stewart		\$0
-	Sumter		\$0
-	Talbot		\$0
-	Taliaferro		\$0
1	Tattnall	5,447.0	\$41,179,320
-	Taylor		\$0
8	Telfair	413.0	\$3,270,960
-	Terrell		\$0
-	Thomas		\$0
13	Tift	10.0	\$66,600
2	Toombs	3,998.0	\$34,542,720
-	Towns		\$0
12	Treutlen	82.7	\$71,444
-	Troup		\$0
-	Turner		\$0
-	Twiggs		\$0
-	Union		\$0
-	Upson		\$0
-	Walker		\$0
-	Walton		\$0
-	Ware		\$0
-	Warren		\$0
-	Washington		\$0

Rank	County	Acres	Farm Gate Value
3	Wayne	1,550.0	\$12,276,000
-	Webster		\$0
6	Wheeler	595.0	\$7,282,800
-	White		\$0
-	Whitfield		\$0
-	Wilcox		\$0
-	Wilkes		\$0
-	Wilkinson		\$0
-	Worth		\$0
2005 Totals		15,622	\$125,473,184

Percent of Vegetables

14.00%

Top Ten Counties For Onions



Top Ten Counties

Onions

County	Acres	Farm Gate Value
Tattnall	5,447	\$41,179,320
Toombs	3,998	\$34,542,720
Wayne	1,550	\$12,276,000
Candler	1,025	\$8,856,000
Bulloch	1,200	\$8,208,000
Wheeler	595	\$7,282,800
Evans	830	\$6,723,000
Telfair	413	\$3,270,960
Montgomery	203	\$1,460,160
Laurens	198	\$1,069,200

Other Peppers

Farm Gate Value 2005

(banana and hot peppers)

Rank	County	Acres	Farm Gate Value	Rank	County	Acres	Farm Gate Value
-	Appling		\$0	-	Effingham		\$0
-	Atkinson		\$0	-	Elbert		\$0
-	Bacon		\$0	-	Emanuel		\$0
-	Baker		\$0	-	Evans		\$0
-	Baldwin		\$0	-	Fannin		\$0
-	Banks		\$0	21	Fayette	2.0	\$322
-	Barrow		\$0	-	Floyd		\$0
-	Bartow		\$0	-	Forsyth		\$0
-	Ben Hill		\$0	-	Franklin		\$0
-	Berrien		\$0	-	Fulton		\$0
-	Bibb		\$0	-	Gilmer		\$0
-	Bleckley		\$0	-	Glascock		\$0
-	Brantley		\$0	-	Glynn		\$0
7	Brooks	50.0	\$350,300	-	Gordon		\$0
-	Bryan		\$0	5	Grady	73.0	\$700,800
-	Bulloch		\$0	-	Greene		\$0
-	Burke		\$0	-	Gwinnett		\$0
-	Butts		\$0	-	Habersham		\$0
-	Calhoun		\$0	16	Hall	2.0	\$13,488
-	Camden		\$0	15	Hancock	10.0	\$32,400
-	Candler		\$0	-	Haralson		\$0
-	Carroll		\$0	18	Harris	1.0	\$8,100
20	Catoosa	1.0	\$739	-	Hart		\$0
-	Charlton		\$0	-	Heard		\$0
-	Chatham		\$0	-	Henry		\$0
-	Chattahoochee		\$0	-	Houston		\$0
19	Chattooga	0.8	\$2,079	-	Irwin		\$0
-	Cherokee		\$0	-	Jackson		\$0
-	Clarke		\$0	-	Jasper		\$0
-	Clay		\$0	-	Jeff Davis		\$0
-	Clayton		\$0	-	Jefferson		\$0
-	Clinch		\$0	-	Jenkins		\$0
-	Cobb		\$0	-	Johnson		\$0
-	Coffee		\$0	-	Jones		\$0
2	Colquitt	200.0	\$1,426,050	-	Lamar		\$0
-	Columbia		\$0	-	Lanier		\$0
-	Cook		\$0	-	Laurens		\$0
-	Coweta		\$0	-	Lee		\$0
12	Crawford	7.0	\$65,296	-	Liberty		\$0
-	Crisp		\$0	-	Lincoln		\$0
-	Dade		\$0	-	Long		\$0
-	Dawson		\$0	13	Lowndes	5.0	\$55,440
-	Decatur		\$0	-	Lumpkin		\$0
-	DeKalb		\$0	-	Macon		\$0
-	Dodge		\$0	-	Madison		\$0
-	Dooly		\$0	-	Marion		\$0
-	Dougherty		\$0	-	McDuffie		\$0
-	Douglas		\$0	-	McIntosh		\$0
-	Early		\$0	-	Meriwether		\$0
1	Echols	95.0	\$2,870,500	-	Miller		\$0

Other Vegetables

Farm Gate Value 2005

Other Vegetables		Farm Gate Value 2005	
County	Farm Gate Value	County	Farm Gate Value
62 Appling	\$21,000	78 Effingham	\$3,850
45 Atkinson	\$45,840	82 Elbert	\$600
48 Bacon	\$43,875	- Emanuel	
- Baker		44 Evans	\$48,920
- Baldwin		37 Fannin	\$66,403
- Banks		39 Fayette	\$60,375
32 Barrow	\$100,900	- Floyd	
- Bartow		- Forsyth	
36 Ben Hill	\$72,620	- Franklin	
51 Berrien	\$33,295	- Fulton	
54 Bibb	\$29,700	- Gilmer	
- Bleckley		- Glascock	
- Brantley		- Glynn	
17 Brooks	\$417,220	- Gordon	
- Bryan		8 Grady	\$1,619,437
56 Bulloch	\$26,840	- Greene	
38 Burke	\$62,600	- Gwinnett	
27 Butts	\$135,000	35 Habersham	\$83,250
- Calhoun		33 Hall	\$91,755
- Camden		14 Hancock	\$773,999
41 Candler	\$59,200	- Haralson	
29 Carroll	\$112,625	55 Harris	\$26,841
81 Catoosa	\$1,779	28 Hart	\$126,000
- Charlton		58 Heard	\$25,000
- Chatham		- Henry	
- Chattahoochee		- Houston	
67 Chattooga	\$14,944	12 Irwin	\$1,110,450
- Cherokee		- Jackson	
- Clarke		20 Jasper	\$200,000
- Clay		40 Jeff Davis	\$59,500
- Clayton		83 Jefferson	\$245
66 Clinch	\$16,250	- Jenkins	
- Cobb		- Johnson	
- Coffee		- Jones	
3 Colquitt	\$9,865,375	61 Lamar	\$21,125
- Columbia		50 Lanier	\$38,750
11 Cook	\$1,238,000	79 Laurens	\$3,150
53 Coweta	\$30,569	- Lee	
70 Crawford	\$12,465	- Liberty	
10 Crisp	\$1,314,450	- Lincoln	
18 Dade	\$414,000	31 Long	\$101,350
13 Dawson	\$787,500	- Lowndes	
5 Decatur	\$3,588,834	23 Lumpkin	\$150,000
- DeKalb		34 Macon	\$90,700
- Dodge		74 Madison	\$7,250
76 Dooly	\$5,400	64 Marion	\$19,010
73 Dougherty	\$8,150	43 McDuffie	\$51,250
- Douglas		- McIntosh	
- Early		- Meriwether	
1 Echols	\$12,960,800	- Miller	

Other Vegetables

Farm Gate Value 2005

	County	Farm Gate Value
24	Mitchell	\$149,352
-	Monroe	
-	Montgomery	
-	Morgan	
-	Murray	
-	Muscogee	
-	Newton	
60	Oconee	\$21,994
-	Oglethorpe	
22	Paulding	\$174,000
75	Peach	\$6,000
26	Pickens	\$141,585
57	Pierce	\$25,875
-	Pike	
-	Polk	
42	Pulaski	\$58,117
-	Putnam	
-	Quitman	
72	Rabun	\$9,000
-	Randolph	
65	Richmond	\$18,610
77	Rockdale	\$5,138
59	Schley	\$24,500
-	Screven	
16	Seminole	\$435,450
-	Spalding	
-	Stephens	
-	Stewart	
-	Sumter	
80	Talbot	\$2,800
-	Taliaferro	
4	Tattall	\$4,857,017
-	Taylor	
68	Telfair	\$12,500
52	Terrell	\$32,400
21	Thomas	\$194,834
2	Tift	\$10,981,920
6	Toombs	\$2,132,093
-	Towns	
-	Treutlen	
-	Troup	
9	Turner	\$1,315,110
-	Twiggs	
30	Union	\$105,000
-	Upson	
47	Walker	\$45,000
-	Walton	
-	Ware	
63	Warren	\$19,128
49	Washington	\$39,200

	County	Farm Gate Value
19	Wayne	\$206,000
69	Webster	\$12,500
7	Wheeler	\$1,839,488
46	White	\$45,322
71	Whitfield	\$10,000
15	Wilcox	\$715,471
-	Wilkes	
-	Wilkinson	
25	Worth	\$145,300

2005 Totals **\$59,979,144**

Percent of Vegetables **6.69%**

Snap Beans

Farm Gate Value 2005

Rank	County	Acres	Farm Gate Value	Rank	County	Acres	Farm Gate Value
-	Appling		\$0	-	Effingham		\$0
40	Atkinson	3.0	\$6,027	-	Elbert		\$0
33	Bacon	25.0	\$35,875	-	Emanuel		\$0
-	Baker		\$0	-	Evans		\$0
-	Baldwin		\$0	-	Fannin		\$0
45	Banks	2.0	\$2,296	34	Fayette	15.0	\$30,135
-	Barrow		\$0	-	Floyd		\$0
-	Bartow		\$0	-	Forsyth		\$0
30	Ben Hill	22.0	\$44,198	-	Franklin		\$0
22	Berrien	342.0	\$179,550	-	Fulton		\$0
-	Bibb		\$0	-	Gilmer		\$0
27	Bleckley	63.0	\$126,567	-	Glascocock		\$0
-	Brantley		\$0	-	Glynn		\$0
17	Brooks	200.0	\$344,400	-	Gordon		\$0
-	Bryan		\$0	19	Grady	225.0	\$304,115
44	Bulloch	2.0	\$4,018	-	Greene		\$0
-	Burke		\$0	-	Gwinnett		\$0
-	Butts		\$0	-	Habersham		\$0
-	Calhoun		\$0	-	Hall		\$0
-	Camden		\$0	32	Hancock	40.0	\$39,172
31	Candler	20.0	\$41,328	-	Haralson		\$0
-	Carroll		\$0	-	Harris		\$0
-	Catoosa		\$0	-	Hart		\$0
-	Charlton		\$0	-	Heard		\$0
-	Chatham		\$0	-	Henry		\$0
-	Chattahoochee		\$0	-	Houston		\$0
46	Chattooga	3.0	\$1,378	-	Irwin		\$0
-	Cherokee		\$0	-	Jackson		\$0
-	Clarke		\$0	-	Jasper		\$0
-	Clay		\$0	-	Jeff Davis		\$0
-	Clayton		\$0	39	Jefferson	7.0	\$7,232
-	Clinch		\$0	-	Jenkins		\$0
-	Cobb		\$0	-	Johnson		\$0
16	Coffee	134.0	\$384,580	-	Jones		\$0
9	Colquitt	650.0	\$1,238,475	37	Lamar	10.0	\$14,350
-	Columbia		\$0	-	Lanier		\$0
14	Cook	244.0	\$490,196	-	Laurens		\$0
43	Coweta	4.0	\$4,620	15	Lee	160.0	\$436,488
-	Crawford		\$0	-	Liberty		\$0
21	Crisp	100.0	\$222,945	-	Lincoln		\$0
-	Dade		\$0	35	Long	11.0	\$22,099
-	Dawson		\$0	11	Lowndes	200.0	\$987,900
3	Decatur	1,790.0	\$4,618,064	-	Lumpkin		\$0
-	DeKalb		\$0	8	Macon	722.0	\$1,366,205
-	Dodge		\$0	-	Madison		\$0
25	Dooly	79.0	\$136,038	26	Marion	65.0	\$132,873
-	Dougherty		\$0	-	McDuffie		\$0
-	Douglas		\$0	-	McIntosh		\$0
-	Early		\$0	-	Meriwether		\$0
2	Echols	2,250.0	\$10,129,875	-	Miller		\$0

Snap Beans

Farm Gate Value 2005

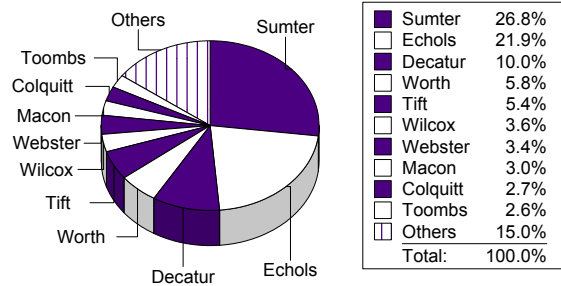
Rank	County	Acres	Farm Gate Value
24	Mitchell	368.0	\$161,000
-	Monroe		\$0
-	Montgomery		\$0
-	Morgan		\$0
-	Murray		\$0
-	Muscogee		\$0
-	Newton		\$0
-	Oconee		\$0
-	Oglethorpe		\$0
36	Paulding	30.0	\$20,664
-	Peach		\$0
42	Pickens	2.5	\$5,058
-	Pierce		\$0
47	Pike	1.0	\$1,031
-	Polk		\$0
38	Pulaski	5.0	\$8,036
-	Putnam		\$0
-	Quitman		\$0
-	Rabun		\$0
-	Randolph		\$0
40	Richmond	3.0	\$6,027
-	Rockdale		\$0
-	Schley		\$0
-	Screven		\$0
18	Seminole	400.0	\$336,000
-	Spalding		\$0
-	Stephens		\$0
-	Stewart		\$0
1	Sumter	8,100.0	\$12,397,500
-	Talbot		\$0
-	Taliaferro		\$0
20	Tattnall	100.0	\$224,200
-	Taylor		\$0
23	Telfair	96.0	\$165,312
-	Terrell		\$0
28	Thomas	46.0	\$107,177
5	Tift	1,700.0	\$2,501,000
10	Toombs	616.0	\$1,187,127
-	Towns		\$0
-	Treutlen		\$0
-	Troup		\$0
13	Turner	453.0	\$910,077
-	Twiggs		\$0
-	Union		\$0
-	Upson		\$0
41	Walker	4.0	\$5,740
-	Walton		\$0
-	Ware		\$0
-	Warren		\$0
-	Washington		\$0

Rank	County	Acres	Farm Gate Value
12	Wayne	260.0	\$915,934
7	Webster	646.0	\$1,561,059
29	Wheeler	29.0	\$45,954
-	White		\$0
-	Whitfield		\$0
6	Wilcox	851.0	\$1,646,834
-	Wilkes		\$0
-	Wilkinson		\$0
4	Worth	1,228.0	\$2,666,500
2005 Totals		22,327	\$46,223,229

Percent of Vegetables

5.16%

Top Ten Counties For Snap Beans



Top Ten Counties Snap Beans

County	Acres	Farm Gate Value
Sumter	8,100	\$12,397,500
Echols	2,250	\$10,129,875
Decatur	1,790	\$4,618,064
Worth	1,228	\$2,666,500
Tift	1,700	\$2,501,000
Wilcox	851	\$1,646,834
Webster	646	\$1,561,059
Macon	722	\$1,366,205
Colquitt	650	\$1,238,475
Toombs	616	\$1,187,127

Southern Peas

Farm Gate Value 2005

Rank	County	Acres	Farm Gate Value	Rank	County	Acres	Farm Gate Value
-	Appling		\$0	-	Effingham		\$0
39	Atkinson	9.0	\$17,550	-	Elbert		\$0
29	Bacon	35.0	\$45,000	-	Emanuel		\$0
49	Baker	20.0	\$9,000	35	Evans	30.0	\$33,750
-	Baldwin		\$0	-	Fannin		\$0
-	Banks		\$0	-	Fayette		\$0
-	Barrow		\$0	-	Floyd		\$0
-	Bartow		\$0	-	Forsyth		\$0
26	Ben Hill	30.5	\$59,475	-	Franklin		\$0
40	Berrien	12.0	\$16,200	-	Fulton		\$0
56	Bibb	2.0	\$2,700	-	Gilmer		\$0
22	Bleckley	48.0	\$93,600	-	Glascocock		\$0
-	Brantley		\$0	-	Glynn		\$0
10	Brooks	200.0	\$330,000	-	Gordon		\$0
-	Bryan		\$0	12	Grady	205.0	\$221,400
37	Bulloch	12.0	\$21,600	52	Greene	5.0	\$6,000
-	Burke		\$0	-	Gwinnett		\$0
-	Butts		\$0	-	Habersham		\$0
-	Calhoun		\$0	-	Hall		\$0
-	Camden		\$0	29	Hancock	35.0	\$45,000
47	Candler	5.0	\$11,250	-	Haralson		\$0
-	Carroll		\$0	-	Harris		\$0
-	Catoosa		\$0	-	Hart		\$0
55	Charlton	10.0	\$3,000	-	Heard		\$0
-	Chatham		\$0	-	Henry		\$0
-	Chattahoochee		\$0	-	Houston		\$0
57	Chattooga	1.5	\$900	16	Irwin	76.0	\$148,200
-	Cherokee		\$0	-	Jackson		\$0
-	Clarke		\$0	-	Jasper		\$0
-	Clay		\$0	41	Jeff Davis	8.0	\$15,600
-	Clayton		\$0	34	Jefferson	28.0	\$35,700
-	Clinch		\$0	-	Jenkins		\$0
-	Cobb		\$0	17	Johnson	150.0	\$120,000
31	Coffee	21.0	\$40,950	-	Jones		\$0
27	Colquitt	50.0	\$56,250	32	Lamar	30.0	\$40,500
-	Columbia		\$0	-	Lanier		\$0
32	Cook	30.0	\$40,500	23	Laurens	106.0	\$79,500
-	Coweta		\$0	29	Lee	25.0	\$45,000
43	Crawford	8.0	\$14,400	-	Liberty		\$0
-	Crisp		\$0	-	Lincoln		\$0
-	Dade		\$0	38	Long	11.0	\$21,450
-	Dawson		\$0	4	Lowndes	280.0	\$538,500
24	Decatur	45.0	\$76,500	-	Lumpkin		\$0
-	DeKalb		\$0	-	Macon		\$0
35	Dodge	25.0	\$33,750	56	Madison	2.0	\$2,700
11	Dooly	172.0	\$232,200	9	Marion	471.0	\$353,250
-	Dougherty		\$0	-	McDuffie		\$0
-	Douglas		\$0	-	McIntosh		\$0
-	Early		\$0	-	Meriwether		\$0
15	Echols	90.0	\$171,000	21	Miller	52.0	\$97,500

Southern Peas

Farm Gate Value 2005

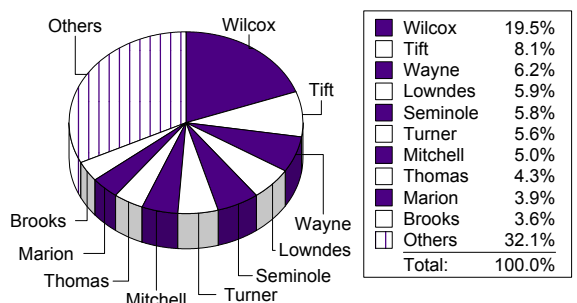
Rank	County	Acres	Farm Gate Value
7	Mitchell	214.0	\$451,500
-	Monroe		\$0
-	Montgomery		\$0
-	Morgan		\$0
-	Murray		\$0
-	Muscogee		\$0
-	Newton		\$0
50	Oconee	4.0	\$7,800
-	Oglethorpe		\$0
44	Paulding	18.0	\$13,500
53	Peach	4.0	\$5,400
-	Pickens		\$0
36	Pierce	17.0	\$33,000
54	Pike	5.0	\$4,950
-	Polk		\$0
25	Pulaski	35.0	\$68,250
-	Putnam		\$0
-	Quitman		\$0
-	Rabun		\$0
-	Randolph		\$0
48	Richmond	5.0	\$9,750
-	Rockdale		\$0
30	Schley	30.0	\$43,500
-	Screven		\$0
5	Seminole	250.0	\$525,000
-	Spalding		\$0
-	Stephens		\$0
-	Stewart		\$0
-	Sumter		\$0
42	Talbot	20.0	\$15,000
-	Taliaferro		\$0
28	Tattnall	25.0	\$48,750
18	Taylor	105.0	\$115,875
19	Telfair	62.0	\$111,600
-	Terrell		\$0
8	Thomas	210.0	\$387,750
2	Tift	375.0	\$731,250
33	Toombs	20.0	\$39,000
-	Towns		\$0
-	Treutlen		\$0
-	Troup		\$0
6	Turner	260.0	\$507,000
-	Twiggs		\$0
51	Union	5.0	\$7,500
-	Upson		\$0
-	Walker		\$0
-	Walton		\$0
-	Ware		\$0
42	Warren	40.0	\$15,000
20	Washington	100.0	\$105,000

Rank	County	Acres	Farm Gate Value
3	Wayne	320.0	\$559,500
45	Webster	9.0	\$12,150
13	Wheeler	36.0	\$197,800
-	White		\$0
-	Whitfield		\$0
1	Wilcox	915.0	\$1,773,000
-	Wilkes		\$0
46	Wilkinson	10.0	\$11,700
14	Worth	99.0	\$193,050
2005 Totals		5,533	\$9,073,450

Percent of Vegetables

1.01%

Top Ten Counties For Southern Peas



Top Ten Counties Southern Peas

County	Acres	Farm Gate Value
Wilcox	915	\$1,773,000
Tift	375	\$731,250
Wayne	320	\$559,500
Lowndes	280	\$538,500
Seminole	250	\$525,000
Turner	260	\$507,000
Mitchell	214	\$451,500
Thomas	210	\$387,750
Marion	471	\$353,250
Brooks	200	\$330,000

Squash

Farm Gate Value 2005

(yellow and winter)

Rank	County	Acres	Farm Gate Value	Rank	County	Acres	Farm Gate Value
35	Appling	10.0	\$29,190	40	Effingham	2.0	\$10,790
8	Atkinson	362.0	\$1,731,496	-	Elbert		\$0
24	Bacon	65.0	\$93,315	-	Emanuel		\$0
28	Baker	20.0	\$38,920	19	Evans	40.0	\$233,520
-	Baldwin		\$0	-	Fannin		\$0
46	Banks	2.0	\$5,838	44	Fayette	3.0	\$5,838
-	Barrow		\$0	-	Floyd		\$0
-	Bartow		\$0	-	Forsyth		\$0
-	Ben Hill		\$0	-	Franklin		\$0
12	Berrien	274.0	\$949,326	-	Fulton		\$0
-	Bibb		\$0	-	Gilmer		\$0
-	Bleckley		\$0	-	Glascock		\$0
-	Brantley		\$0	-	Glynn		\$0
2	Brooks	680.0	\$3,598,710	-	Gordon		\$0
-	Bryan		\$0	21	Grady	122.0	\$154,356
39	Bulloch	5.0	\$14,595	-	Greene		\$0
-	Burke		\$0	-	Gwinnett		\$0
-	Butts		\$0	-	Habersham		\$0
-	Calhoun		\$0	47	Hall	3.0	\$5,681
-	Camden		\$0	30	Hancock	70.0	\$36,705
34	Candler	10.0	\$29,190	-	Haralson		\$0
-	Carroll		\$0	45	Harris	2.0	\$5,838
38	Catoosa	11.0	\$16,055	-	Hart		\$0
-	Charlton		\$0	-	Heard		\$0
-	Chatham		\$0	-	Henry		\$0
-	Chattahoochee		\$0	-	Houston		\$0
43	Chattooga	4.0	\$7,006	-	Irwin		\$0
-	Cherokee		\$0	-	Jackson		\$0
-	Clarke		\$0	-	Jasper		\$0
-	Clay		\$0	41	Jeff Davis	4.0	\$9,904
-	Clayton		\$0	-	Jefferson		\$0
20	Clinch	27.0	\$231,546	-	Jenkins		\$0
-	Cobb		\$0	32	Johnson	10.0	\$31,920
25	Coffee	30.0	\$87,570	-	Jones		\$0
3	Colquitt	1000.0	\$3,321,500	26	Lamar	25.0	\$53,515
-	Columbia		\$0	-	Lanier		\$0
6	Cook	349.0	\$2,268,550	-	Laurens		\$0
-	Coweta		\$0	-	Lee		\$0
42	Crawford	3.0	\$8,314	-	Liberty		\$0
-	Crisp		\$0	-	Lincoln		\$0
-	Dade		\$0	14	Long	80.0	\$436,916
-	Dawson		\$0	4	Lowndes	340.0	\$3,316,800
16	Decatur	120.0	\$386,256	-	Lumpkin		\$0
-	DeKalb		\$0	22	Macon	29.0	\$127,708
17	Dodge	100.0	\$291,900	-	Madison		\$0
50	Dooly	8.0	\$4,952	52	Marion	6.0	\$2,919
-	Dougherty		\$0	-	McDuffie		\$0
-	Douglas		\$0	-	McIntosh		\$0
-	Early		\$0	-	Meriwether		\$0
1	Echols	610.0	\$4,847,255	-	Miller		\$0

Squash

Farm Gate Value 2005

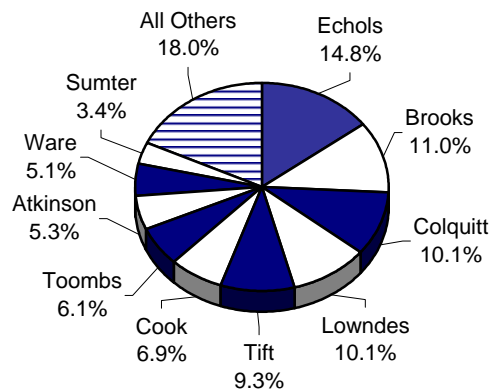
(yellow and winter)

Rank	County	Acres	Farm Gate Value
18	Mitchell	103.0	\$290,635
-	Monroe		\$0
-	Montgomery		\$0
-	Morgan		\$0
-	Murray		\$0
-	Muscogee		\$0
-	Newton		\$0
49	Oconee	2.0	\$4,952
-	Oglethorpe		\$0
-	Paulding		\$0
-	Peach		\$0
54	Pickens	1.0	\$1,238
13	Pierce	200.0	\$550,575
53	Pike	1.0	\$1,480
-	Polk		\$0
36	Pulaski	9.0	\$24,499
-	Putnam		\$0
-	Quitman		\$0
29	Rabun	5.0	\$37,140
-	Randolph		\$0
-	Richmond		\$0
55	Rockdale	0.3	\$730
-	Schley		\$0
-	Screven		\$0
27	Seminole	13.0	\$52,542
-	Spalding		\$0
-	Stephens		\$0
-	Stewart		\$0
10	Sumter	100.0	\$1,114,200
51	Talbot	2.0	\$3,892
-	Taliaferro		\$0
11	Tattnall	360.0	\$1,009,270
-	Taylor		\$0
23	Telfair	73.0	\$124,301
-	Terrell		\$0
15	Thomas	140.0	\$407,981
5	Tift	550.0	\$3,056,600
7	Toombs	685.0	\$2,004,433
-	Towns		\$0
-	Treutlen		\$0
-	Troup		\$0
-	Turner		\$0
-	Twiggs		\$0
-	Union		\$0
-	Upson		\$0
31	Walker	9.0	\$33,426
-	Walton		\$0
9	Ware	460.0	\$1,662,265
-	Warren		\$0
-	Washington		\$0

Rank	County	Acres	Farm Gate Value
-	Wayne		\$0
-	Webster		\$0
33	Wheeler	8.0	\$29,364
48	White	2.0	\$5,449
-	Whitfield		\$0
-	Wilcox		\$0
-	Wilkes		\$0
-	Wilkinson		\$0
37	Worth	5.0	\$19,460
2005 Totals		7,154	\$32,828,324

Percent of Vegetables 3.66%

Top Ten Counties For Squash



County	Acres	Farm Gate Value
Echols	610	\$4,847,255
Brooks	680	\$3,598,710
Colquitt	1000	\$3,321,500
Lowndes	340	\$3,316,800
Tift	550	\$3,056,600
Cook	349	\$2,268,550
Toombs	685	\$2,004,433
Atkinson	362	\$1,731,496
Ware	460	\$1,662,265
Sumter	100	\$1,114,200

Sweet Corn

Farm Gate Value 2005

Rank	County	Acres	Farm Gate Value	Rank	County	Acres	Farm Gate Value
56	Appling	10.0	\$26,000	-	Effingham		\$0
59	Atkinson	10.0	\$21,000	48	Elbert	10.0	\$39,000
-	Bacon		\$0	-	Emanuel		\$0
9	Baker	150.0	\$780,000	12	Evans	105.0	\$546,000
62	Baldwin	8.0	\$13,520	69	Fannin	4.0	\$5,990
66	Banks	5.0	\$8,130	32	Fayette	20.0	\$97,560
75	Barrow	3.0	\$563	-	Floyd		\$0
-	Bartow		\$0	-	Forsyth		\$0
40	Ben Hill	13.0	\$59,150	-	Franklin		\$0
60	Berrien	10.0	\$19,008	-	Fulton		\$0
-	Bibb		\$0	-	Gilmer		\$0
-	Bleckley		\$0	-	Glascocock		\$0
-	Brantley		\$0	-	Glynn		\$0
30	Brooks	30.0	\$117,000	-	Gordon		\$0
72	Bryan	10.0	\$4,550	13	Grady	180.0	\$532,875
6	Bulloch	500.0	\$2,112,500	51	Greene	15.0	\$31,707
-	Burke		\$0	-	Gwinnett		\$0
-	Butts		\$0	14	Habersham	100.0	\$487,800
-	Calhoun		\$0	52	Hall	9.0	\$29,260
-	Camden		\$0	47	Hancock	50.0	\$39,825
43	Candler	10.0	\$49,400	46	Haralson	50.0	\$40,650
-	Carroll		\$0	29	Harris	32.0	\$145,600
-	Catoosa		\$0	55	Hart	9.0	\$27,950
-	Charlton		\$0	-	Heard		\$0
-	Chatham		\$0	-	Henry		\$0
-	Chattahoochee		\$0	-	Houston		\$0
45	Chattooga	27.0	\$43,110	31	Irwin	25.0	\$113,750
-	Cherokee		\$0	-	Jackson		\$0
-	Clarke		\$0	21	Jasper	125.0	\$230,130
-	Clay		\$0	-	Jeff Davis		\$0
-	Clayton		\$0	44	Jefferson	35.0	\$45,500
-	Clinch		\$0	-	Jenkins		\$0
-	Cobb		\$0	-	Johnson		\$0
-	Coffee		\$0	-	Jones		\$0
17	Colquitt	150.0	\$390,000	38	Lamar	30.0	\$68,250
-	Columbia		\$0	-	Lanier		\$0
-	Cook		\$0	70	Laurens	6.0	\$5,850
63	Coweta	5.0	\$12,500	-	Lee		\$0
71	Crawford	2.0	\$5,200	-	Liberty		\$0
-	Crisp		\$0	-	Lincoln		\$0
61	Dade	6.0	\$13,650	-	Long		\$0
50	Dawson	8.0	\$32,520	-	Lowndes		\$0
1	Decatur	15,800.0	\$66,911,700	64	Lumpkin	5.0	\$11,375
-	DeKalb		\$0	23	Macon	40.0	\$208,000
25	Dodge	42.0	\$191,100	36	Madison	14.0	\$78,200
-	Dooly		\$0	37	Marion	44.0	\$71,500
74	Dougherty	1.0	\$800	-	McDuffie		\$0
-	Douglas		\$0	-	McIntosh		\$0
-	Early		\$0	73	Meriwether	2.0	\$2,600
7	Echols	400.0	\$2,080,000	5	Miller	443.0	\$2,303,600

Sweet Corn

Farm Gate Value 2005

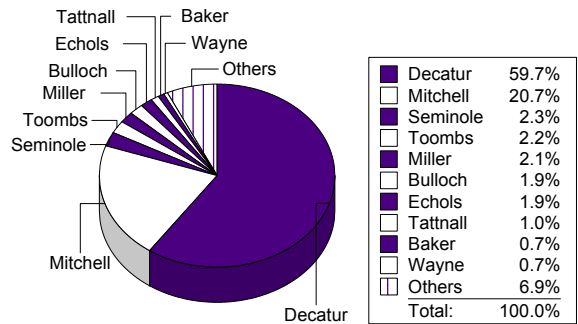
Rank	County	Acres	Farm Gate Value
2	Mitchell	5,108.0	\$23,129,540
-	Monroe		\$0
-	Montgomery		\$0
-	Morgan		\$0
26	Murray	24.0	\$174,720
-	Muscogee		\$0
-	Newton		\$0
54	Oconee	7.0	\$28,455
-	Oglethorpe		\$0
16	Paulding	200.0	\$416,000
-	Peach		\$0
35	Pickens	60.0	\$80,150
53	Pierce	5.0	\$29,250
68	Pike	8.0	\$6,440
49	Polk	15.0	\$34,125
24	Pulaski	45.0	\$204,750
18	Putnam	90.0	\$339,300
-	Quitman		\$0
11	Rabun	125.0	\$558,938
-	Randolph		\$0
22	Richmond	50.0	\$227,500
67	Rockdale	3.0	\$7,963
42	Schley	40.0	\$52,000
-	Screven		\$0
3	Seminole	560.0	\$2,548,000
-	Spalding		\$0
-	Stephens		\$0
-	Stewart		\$0
15	Sumter	300.0	\$438,900
34	Talbot	25.0	\$89,375
-	Taliaferro		\$0
8	Tattnall	250.0	\$1,137,500
-	Taylor		\$0
-	Telfair		\$0
42	Terrell	20.0	\$52,000
28	Thomas	35.0	\$159,250
-	Tift		\$0
4	Toombs	506.0	\$2,466,750
41	Towns	25.0	\$52,346
-	Treutlen		\$0
-	Troup		\$0
58	Turner	5.0	\$22,750
-	Twiggs		\$0
20	Union	150.0	\$243,900
-	Upson		\$0
39	Walker	25.0	\$60,975
-	Walton		\$0
-	Ware		\$0
27	Warren	120.0	\$171,600
57	Washington	10.0	\$23,400

Rank	County	Acres	Farm Gate Value
10	Wayne	180.0	\$752,700
-	Webster		\$0
33	Wheeler	23.0	\$97,435
19	White	110.0	\$264,550
-	Whitfield		\$0
38	Wilcox	15.0	\$68,250
-	Wilkes		\$0
65	Wilkinson	5.0	\$9,425
-	Worth		\$0
2005 Totals		26,697	\$112,002,609

Percent of Vegetables

12.50%

Top Ten Counties For Sweet Corn



Top Ten Counties

Sweet Corn

County	Acres	Farm Gate Value
Decatur	15,800	\$66,911,700
Mitchell	5,108	\$23,129,540
Seminole	560	\$2,548,000
Toombs	506	\$2,466,750
Miller	443	\$2,303,600
Bulloch	500	\$2,112,500
Echols	400	\$2,080,000
Tattnall	250	\$1,137,500
Baker	150	\$780,000
Wayne	180	\$752,700

Tomato

Farm Gate Value 2005

Rank	County	Acres	Farm Gate Value	Rank	County	Acres	Farm Gate Value
44	Appling	5.0	\$20,275	-	Effingham		\$0
39	Atkinson	2.0	\$25,952	61	Elbert	3.0	\$2,433
41	Bacon	10.0	\$24,330	-	Emanuel		\$0
-	Baker		\$0	63	Evans	2.0	\$1,217
47	Baldwin	6.0	\$14,598	-	Fannin		\$0
-	Banks		\$0	18	Fayette	10.0	\$141,925
-	Barrow		\$0	-	Floyd		\$0
-	Bartow		\$0	-	Forsyth		\$0
46	Ben Hill	2.0	\$16,220	-	Franklin		\$0
15	Berrien	22.0	\$285,472	-	Fulton		\$0
-	Bibb		\$0	-	Gilmer		\$0
-	Bleckley		\$0	-	Glascocock		\$0
-	Brantley		\$0	-	Glynn		\$0
11	Brooks	200.0	\$531,725	-	Gordon		\$0
-	Bryan		\$0	6	Grady	187.0	\$2,292,818
-	Bulloch		\$0	52	Greene	3.0	\$7,688
50	Burke	6.0	\$9,732	-	Gwinnett		\$0
-	Butts		\$0	24	Habersham	20.0	\$102,500
-	Calhoun		\$0	21	Hall	15.0	\$112,627
-	Camden		\$0	40	Hancock	40.0	\$25,704
30	Candler	7.0	\$56,770	57	Haralson	10.0	\$4,715
-	Carroll		\$0	19	Harris	10.0	\$129,760
26	Catoosa	34.0	\$77,483	48	Hart	4.0	\$13,066
-	Charlton		\$0	-	Heard		\$0
-	Chatham		\$0	-	Henry		\$0
-	Chattahoochee		\$0	-	Houston		\$0
45	Chattooga	8.0	\$19,464	23	Irwin	14.0	\$108,865
-	Cherokee		\$0	-	Jackson		\$0
-	Clarke		\$0	-	Jasper		\$0
-	Clay		\$0	-	Jeff Davis		\$0
-	Clayton		\$0	-	Jefferson		\$0
35	Clinch	2.0	\$30,750	-	Jenkins		\$0
-	Cobb		\$0	-	Johnson		\$0
13	Coffee	20.0	\$318,485	-	Jones		\$0
3	Colquitt	375.0	\$5,162,475	32	Lamar	7.0	\$45,416
-	Columbia		\$0	-	Lanier		\$0
-	Cook		\$0	-	Laurens		\$0
50	Coweta	4.0	\$9,732	-	Lee		\$0
43	Crawford	2.5	\$22,198	-	Liberty		\$0
-	Crisp		\$0	-	Lincoln		\$0
-	Dade		\$0	20	Long	7.0	\$114,800
-	Dawson		\$0	8	Lowndes	101.0	\$1,261,688
1	Decatur	3,500.0	\$50,835,750	56	Lumpkin	2.0	\$4,866
-	DeKalb		\$0	17	Macon	32.0	\$155,712
-	Dodge		\$0	55	Madison	5.0	\$5,069
-	Dooly		\$0	-	Marion		\$0
-	Dougherty		\$0	-	McDuffie		\$0
-	Douglas		\$0	-	McIntosh		\$0
-	Early		\$0	-	Meriwether		\$0
2	Echols	540.0	\$8,077,170	-	Miller		\$0

Tomato

Farm Gate Value 2005

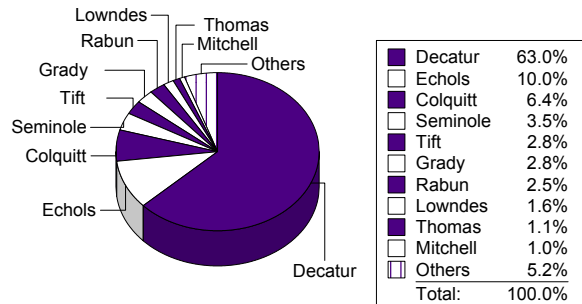
Rank	County	Acres	Farm Gate Value
10	Mitchell	72.0	\$817,488
-	Monroe		\$0
-	Montgomery		\$0
-	Morgan		\$0
62	Murray	6.0	\$2,190
-	Muscogee		\$0
-	Newton		\$0
34	Oconee	4.0	\$32,800
-	Oglethorpe		\$0
22	Paulding	55.0	\$111,513
-	Peach		\$0
60	Pickens	2.0	\$3,075
27	Pierce	5.0	\$64,880
54	Pike	5.0	\$6,375
-	Polk		\$0
31	Pulaski	5.0	\$48,660
-	Putnam		\$0
-	Quitman		\$0
7	Rabun	100.0	\$2,050,000
-	Randolph		\$0
28	Richmond	8.0	\$62,075
51	Rockdale	1.0	\$8,110
53	Schley	2.0	\$6,488
-	Screven		\$0
4	Seminole	200.0	\$2,783,520
-	Spalding		\$0
16	Stephens	20.0	\$259,520
-	Stewart		\$0
-	Sumter		\$0
29	Talbot	8.0	\$61,636
-	Taliaferro		\$0
14	Tattnall	30.0	\$287,285
-	Taylor		\$0
-	Telfair		\$0
-	Terrell		\$0
9	Thomas	59.0	\$882,000
5	Tift	154.0	\$2,293,765
51	Toombs	4.0	\$8,110
-	Towns		\$0
-	Treutlen		\$0
58	Troup	10.0	\$3,650
-	Turner		\$0
-	Twiggs		\$0
37	Union	5.0	\$28,188
-	Upson		\$0
33	Walker	20.0	\$41,000
-	Walton		\$0
25	Ware	10.0	\$97,320
-	Warren		\$0
38	Washington	3.0	\$26,470

Rank	County	Acres	Farm Gate Value
-	Wayne		\$0
-	Webster		\$0
36	Wheeler	3.0	\$29,196
42	White	20.0	\$22,708
49	Whitfield	1.0	\$10,250
59	Wilcox	0.5	\$3,244
-	Wilkes		\$0
-	Wilkinson		\$0
12	Worth	51.0	\$510,930
2005 Totals		6,081	\$80,631,892

Percent of Vegetables

9.00%

Top Ten Counties For Tomato



Top Ten Counties

Tomato

County	Acres	Farm Gate Value
Decatur	3,500	\$50,835,750
Echols	540	\$8,077,170
Colquitt	375	\$5,162,475
Seminole	200	\$2,783,520
Tift	154	\$2,293,765
Grady	187	\$2,292,818
Rabun	100	\$2,050,000
Lowndes	101	\$1,261,688
Thomas	59	\$882,000
Mitchell	72	\$817,488

Watermelon

Farm Gate Value 2005

Rank	County	Acres	Farm Gate Value	Rank	County	Acres	Farm Gate Value
27	Appling	100.0	\$420,000	30	Effingham	60.0	\$325,500
58	Atkinson	2.0	\$9,450	-	Elbert		\$0
24	Bacon	250.0	\$525,000	-	Emanuel		\$0
40	Baker	75.0	\$78,750	-	Evans		\$0
40	Baldwin	25.0	\$78,750	63	Fannin	3.0	\$5,985
-	Banks		\$0	-	Fayette		\$0
-	Barrow		\$0	62	Floyd	3.0	\$6,300
-	Bartow		\$0	-	Forsyth		\$0
26	Ben Hill	109.0	\$515,025	29	Franklin	125.0	\$393,750
5	Berrien	1,485.0	\$8,190,000	-	Fulton		\$0
-	Bibb		\$0	-	Gilmer		\$0
61	Bleckley	4.0	\$8,400	-	Glascocock		\$0
57	Brantley	10.0	\$10,500	-	Glynn		\$0
11	Brooks	700.0	\$2,756,250	-	Gordon		\$0
-	Bryan		\$0	-	Grady		\$0
13	Bulloch	550.0	\$2,572,500	-	Greene		\$0
38	Burke	50.0	\$105,000	-	Gwinnett		\$0
-	Butts		\$0	-	Habersham		\$0
-	Calhoun		\$0	48	Hall	5.0	\$35,000
-	Camden		\$0	33	Hancock	100.0	\$170,625
-	Candler		\$0	-	Haralson		\$0
56	Carroll	10.0	\$13,125	-	Harris		\$0
-	Catoosa		\$0	56	Hart	10.0	\$13,125
-	Charlton		\$0	-	Heard		\$0
-	Chatham		\$0	-	Henry		\$0
-	Chattahoochee		\$0	54	Houston	15.0	\$19,688
64	Chattooga	5.0	\$5,250	16	Irwin	422.0	\$1,993,950
-	Cherokee		\$0	-	Jackson		\$0
-	Clarke		\$0	-	Jasper		\$0
-	Clay		\$0	-	Jeff Davis		\$0
-	Clayton		\$0	-	Jefferson		\$0
-	Clinch		\$0	-	Jenkins		\$0
-	Cobb		\$0	-	Johnson		\$0
-	Coffee		\$0	-	Jones		\$0
8	Colquitt	1,100.0	\$6,930,000	50	Lamar	15.0	\$31,500
-	Columbia		\$0	-	Lanier		\$0
4	Cook	1,676.0	\$8,439,900	66	Laurens	1.5	\$788
55	Coweta	8.0	\$16,800	28	Lee	126.0	\$396,900
65	Crawford	1.5	\$4,725	59	Liberty	3.0	\$8,505
1	Crisp	3,650.0	\$17,647,500	-	Lincoln		\$0
37	Dade	96.0	\$126,000	25	Long	111.0	\$524,475
-	Dawson		\$0	43	Lowndes	15.0	\$63,000
34	Decatur	40.0	\$168,000	-	Lumpkin		\$0
-	DeKalb		\$0	-	Macon		\$0
9	Dodge	1,450.0	\$6,457,500	47	Madison	30.0	\$39,375
15	Dooly	450.0	\$2,362,500	22	Marion	392.0	\$696,150
45	Dougherty	15.0	\$47,250	46	McDuffie	10.0	\$42,000
-	Douglas		\$0	-	McIntosh		\$0
-	Early		\$0	36	Meriwether	30.0	\$157,500
39	Echols	20.0	\$84,000	-	Miller		\$0

Watermelon

Farm Gate Value 2005

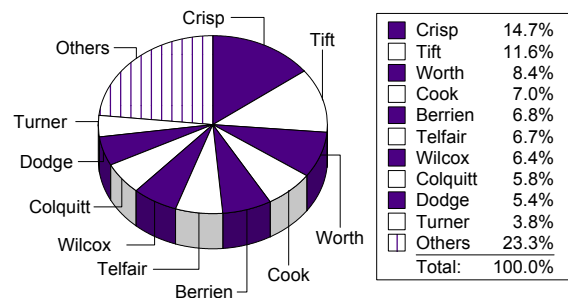
Rank	County	Acres	Farm Gate Value
21	Mitchell	225.0	\$732,375
-	Monroe		\$0
-	Montgomery		\$0
-	Morgan		\$0
-	Murray		\$0
-	Muscogee		\$0
-	Newton		\$0
-	Oconee		\$0
-	Oglethorpe		\$0
-	Paulding		\$0
-	Peach		\$0
52	Pickens	5.0	\$26,250
42	Pierce	15.0	\$70,875
-	Pike		\$0
-	Polk		\$0
14	Pulaski	500.0	\$2,454,375
-	Putnam		\$0
-	Quitman		\$0
-	Rabun		\$0
-	Randolph		\$0
32	Richmond	50.0	\$236,250
-	Rockdale		\$0
49	Schley	10.0	\$34,125
35	Screven	35.0	\$165,375
12	Seminole	455.0	\$2,672,250
-	Spalding		\$0
-	Stephens		\$0
-	Stewart		\$0
-	Sumter		\$0
-	Talbot		\$0
-	Taliaferro		\$0
17	Tattnall	350.0	\$1,863,750
19	Taylor	489.0	\$910,980
6	Telfair	830.0	\$7,968,000
39	Terrell	40.0	\$84,000
23	Thomas	117.0	\$647,325
2	Tift	2,400.0	\$13,875,000
20	Toombs	280.0	\$879,375
-	Towns		\$0
-	Treutlen		\$0
-	Troup		\$0
10	Turner	884.0	\$4,596,900
-	Twiggs		\$0
-	Union		\$0
-	Upson		\$0
53	Walker	10.0	\$24,150
-	Walton		\$0
44	Ware	23.0	\$54,338
31	Warren	60.0	\$252,000
41	Washington	35.0	\$73,500

Rank	County	Acres	Farm Gate Value
-	Wayne		\$0
51	Webster	13.0	\$27,300
18	Wheeler	385.0	\$1,810,326
62	White	3.0	\$6,300
61	Whitfield	2.0	\$8,400
7	Wilcox	2,120.0	\$7,716,400
-	Wilkes		\$0
60	Wilkinson	3.5	\$8,453
3	Worth	1,689.0	\$10,080,525
2005 Totals		24,387	\$119,775,186

Percent of Vegetables

13.37%

Top Ten Counties For Watermelon



Top Ten Counties

Watermelon

County	Acres	Farm Gate Value
Crisp	3,650	\$17,647,500
Tift	2,400	\$13,875,000
Worth	1,689	\$10,080,525
Cook	1,676	\$8,439,900
Berrien	1,485	\$8,190,000
Telfair	830	\$7,968,000
Wilcox	2,120	\$7,716,400
Colquitt	1,100	\$6,930,000
Dodge	1,450	\$6,457,500
Turner	884	\$4,596,900

Zucchini

Farm Gate Value 2005

Rank	County	Acres	Farm Gate Value	Rank	County	Acres	Farm Gate Value
18	Appling	5.0	\$9,120	-	Effingham		\$0
7	Atkinson	185.0	\$588,336	-	Elbert		\$0
23	Bacon	5.0	\$3,040	-	Emanuel		\$0
-	Baker		\$0	12	Evans	60.0	\$218,880
-	Baldwin		\$0	-	Fannin		\$0
-	Banks		\$0	19	Fayette	1.0	\$5,472
-	Barrow		\$0	-	Floyd		\$0
-	Bartow		\$0	-	Forsyth		\$0
-	Ben Hill		\$0	-	Franklin		\$0
10	Berrien	80.0	\$291,840	-	Fulton		\$0
-	Bibb		\$0	-	Gilmer		\$0
-	Bleckley		\$0	-	Glascocock		\$0
-	Brantley		\$0	-	Glynn		\$0
6	Brooks	315.0	\$888,918	-	Gordon		\$0
-	Bryan		\$0	15	Grady	70.0	\$77,253
-	Bulloch		\$0	-	Greene		\$0
-	Burke		\$0	-	Gwinnett		\$0
-	Butts		\$0	-	Habersham		\$0
-	Calhoun		\$0	-	Hall		\$0
-	Camden		\$0	22	Hancock	10.0	\$3,365
-	Candler		\$0	-	Haralson		\$0
-	Carroll		\$0	-	Harris		\$0
-	Catoosa		\$0	-	Hart		\$0
-	Charlton		\$0	-	Heard		\$0
-	Chatham		\$0	-	Henry		\$0
-	Chattahoochee		\$0	-	Houston		\$0
26	Chattooga	4.0	\$973	-	Irwin		\$0
-	Cherokee		\$0	-	Jackson		\$0
-	Clarke		\$0	-	Jasper		\$0
-	Clay		\$0	-	Jeff Davis		\$0
-	Clayton		\$0	-	Jefferson		\$0
-	Clinch		\$0	-	Jenkins		\$0
-	Cobb		\$0	-	Johnson		\$0
-	Coffee		\$0	-	Jones		\$0
1	Colquitt	1,200.0	\$3,153,650	-	Lamar		\$0
-	Columbia		\$0	-	Lanier		\$0
2	Cook	230.0	\$1,220,510	-	Laurens		\$0
-	Coweta		\$0	-	Lee		\$0
21	Crawford	2.0	\$3,648	-	Liberty		\$0
-	Crisp		\$0	-	Lincoln		\$0
-	Dade		\$0	-	Long		\$0
-	Dawson		\$0	9	Lowndes	75.0	\$359,445
13	Decatur	110.0	\$192,478	-	Lumpkin		\$0
-	DeKalb		\$0	-	Macon		\$0
-	Dodge		\$0	-	Madison		\$0
-	Dooly		\$0	-	Marion		\$0
-	Dougherty		\$0	-	McDuffie		\$0
-	Douglas		\$0	-	McIntosh		\$0
-	Early		\$0	-	Meriwether		\$0
8	Echols	105.0	\$534,349	-	Miller		\$0

Zucchini

Farm Gate Value 2005

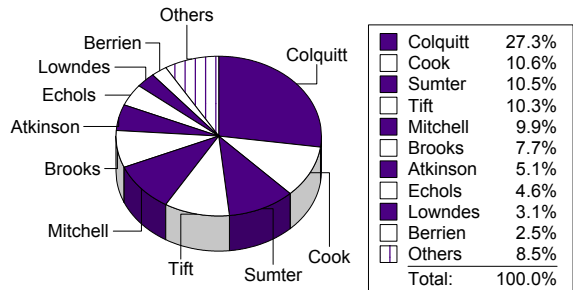
Rank	County	Acres	Farm Gate Value
5	Mitchell	272.0	\$1,140,644
-	Monroe		\$0
-	Montgomery		\$0
-	Morgan		\$0
-	Murray		\$0
-	Muscogee		\$0
-	Newton		\$0
25	Oconee	1.0	\$2,019
-	Oglethorpe		\$0
-	Paulding		\$0
-	Peach		\$0
-	Pickens		\$0
11	Pierce	100.0	\$265,110
-	Pike		\$0
-	Polk		\$0
-	Pulaski		\$0
-	Putnam		\$0
-	Quitman		\$0
-	Rabun		\$0
-	Randolph		\$0
-	Richmond		\$0
27	Rockdale	0.3	\$821
-	Schley		\$0
-	Screven		\$0
20	Seminole	1.0	\$4,864
-	Spalding		\$0
-	Stephens		\$0
-	Stewart		\$0
3	Sumter	150.0	\$1,211,400
-	Talbot		\$0
-	Taliaferro		\$0
17	Tattnall	15.0	\$30,285
-	Taylor		\$0
-	Telfair		\$0
-	Terrell		\$0
14	Thomas	37.0	\$107,923
4	Tift	250.0	\$1,188,750
16	Toombs	25.0	\$53,200
-	Towns		\$0
-	Treutlen		\$0
-	Troup		\$0
-	Turner		\$0
-	Twiggs		\$0
-	Union		\$0
-	Upson		\$0
-	Walker		\$0
-	Walton		\$0
-	Ware		\$0
-	Warren		\$0
-	Washington		\$0

Rank	County	Acres	Farm Gate Value
-	Wayne		\$0
-	Webster		\$0
24	Wheeler	1.0	\$2,219
-	White		\$0
-	Whitfield		\$0
-	Wilcox		\$0
-	Wilkes		\$0
-	Wilkinson		\$0
-	Worth		\$0
2005 Totals		3,309	\$11,558,512

Percent of Vegetables

1.29%

Top Ten Counties For Zucchini



Top Ten Counties

Zucchini

County	Acres	Farm Gate Value
Colquitt	1,200	\$3,153,650
Cook	230	\$1,220,510
Sumter	150	\$1,211,400
Tift	250	\$1,188,750
Mitchell	272	\$1,140,644
Brooks	315	\$888,918
Atkinson	185	\$588,336
Echols	105	\$534,349
Lowndes	75	\$359,445
Berrien	80	\$291,840

Total Vegetable Value, 2005

Rank	County	Farm Gate Value	Rank	County	Farm Gate Value	Rank	County	Farm Gate Value
53	Appling	\$791,335	25	Evans	\$8,196,412	-	Newton	\$0
32	Atkinson	\$3,784,088	83	Fannin	\$135,261	91	Oconee	\$104,911
45	Bacon	\$1,012,770	57	Fayette	\$483,224	-	Oglethorpe	\$0
44	Baker	\$1,107,697	117	Floyd	\$6,300	52	Paulding	\$798,257
90	Baldwin	\$110,653	-	Forsyth	\$0	110	Peach	\$22,596
107	Banks	\$28,369	62	Franklin	\$393,750	70	Pickens	\$276,933
92	Barrow	\$101,463	-	Fulton	\$0	33	Pierce	\$3,315,840
-	Bartow	\$0	-	Gilmer	\$0	111	Pike	\$22,226
49	Ben Hill	\$865,714	-	Glascocock	\$0	104	Polk	\$34,125
19	Berrien	\$11,570,712	-	Glynn	\$0	30	Pulaski	\$4,196,419
105	Bibb	\$32,400	-	Gordon	\$0	65	Putnam	\$339,300
72	Bleckley	\$228,567	24	Grady	\$8,761,191	-	Quitman	\$0
114	Brantley	\$10,500	100	Greene	\$52,952	29	Rabun	\$4,315,968
7	Brooks	\$33,552,726	-	Gwinnett	\$0	-	Randolph	\$0
118	Bryan	\$5,141	51	Habersham	\$812,563	54	Richmond	\$603,184
16	Bulloch	\$13,649,378	63	Hall	\$391,601	108	Rockdale	\$26,207
69	Burke	\$279,657	40	Hancock	\$1,421,203	75	Schley	\$198,856
84	Butts	\$135,000	98	Haralson	\$55,490	80	Screven	\$171,675
-	Calhoun	\$0	58	Harris	\$439,391	21	Seminole	\$10,042,802
-	Camden	\$0	74	Hart	\$217,460	-	Spalding	\$0
23	Candler	\$9,505,393	109	Heard	\$25,000	67	Stephens	\$317,065
88	Carroll	\$125,750	-	Henry	\$0	-	Stewart	\$0
89	Catoosa	\$123,045	112	Houston	\$19,688	11	Sumter	\$19,749,025
115	Charlton	\$8,907	31	Irwin	\$4,094,675	77	Talbot	\$187,683
-	Chatham	\$0	-	Jackson	\$0	-	Taliaferro	\$0
-	Chattahoochee	\$0	60	Jasper	\$430,130	5	Tattnell	\$54,032,353
85	Chattooga	\$131,415	96	Jeff Davis	\$85,004	43	Taylor	\$1,150,225
-	Cherokee	\$0	95	Jefferson	\$88,677	18	Telfair	\$11,839,925
-	Clarke	\$0	113	Jenkins	\$15,215	81	Terrell	\$168,400
-	Clay	\$0	79	Johnson	\$172,595	26	Thomas	\$6,040,285
-	Clayton	\$0	-	Jones	\$0	3	Tift	\$85,167,473
47	Clinch	\$902,744	64	Lamar	\$346,460	6	Toombs	\$48,637,509
-	Cobb	\$0	86	Lanier	\$131,150	101	Towns	\$52,346
46	Coffee	\$924,870	42	Laurens	\$1,158,656	87	Treutlen	\$126,984
2	Colquitt	\$124,357,231	48	Lee	\$878,388	119	Troup	\$3,650
-	Columbia	\$0	116	Liberty	\$8,505	22	Turner	\$9,912,447
9	Cook	\$28,515,052	-	Lincoln	\$0	-	Twiggs	\$0
97	Coweta	\$75,206	39	Long	\$1,435,370	36	Union	\$1,781,873
76	Crawford	\$192,461	14	Lowndes	\$16,205,077	-	Upson	\$0
10	Crisp	\$20,378,144	82	Lumpkin	\$166,241	71	Walker	\$251,085
56	Dade	\$553,650	34	Macon	\$2,845,285	-	Walton	\$0
50	Dawson	\$820,020	68	Madison	\$285,610	27	Ware	\$4,809,343
1	Decatur	\$127,031,374	41	Marion	\$1,334,033	55	Warren	\$562,597
-	DeKalb	\$0	94	McDuffie	\$93,250	66	Washington	\$337,642
20	Dodge	\$10,862,271	-	McIntosh	\$0	15	Wayne	\$16,101,072
28	Dooley	\$4,684,725	73	Meriwether	\$224,785	37	Webster	\$1,729,213
93	Dougherty	\$94,417	35	Miller	\$2,401,100	17	Wheeler	\$13,299,307
-	Douglas	\$0	8	Mitchell	\$30,624,277	59	White	\$433,967
-	Early	\$0	-	Monroe	\$0	106	Whitfield	\$31,434
4	Echols	\$73,537,639	38	Montgomery	\$1,460,160	12	Wilcox	\$19,326,218
61	Effingham	\$403,563	-	Morgan	\$0	-	Wilkes	\$0
102	Elbert	\$42,033	78	Murray	\$176,910	103	Wilkinson	\$41,518
99	Emanuel	\$54,203	-	Muscogee	\$0	13	Worth	\$18,820,545

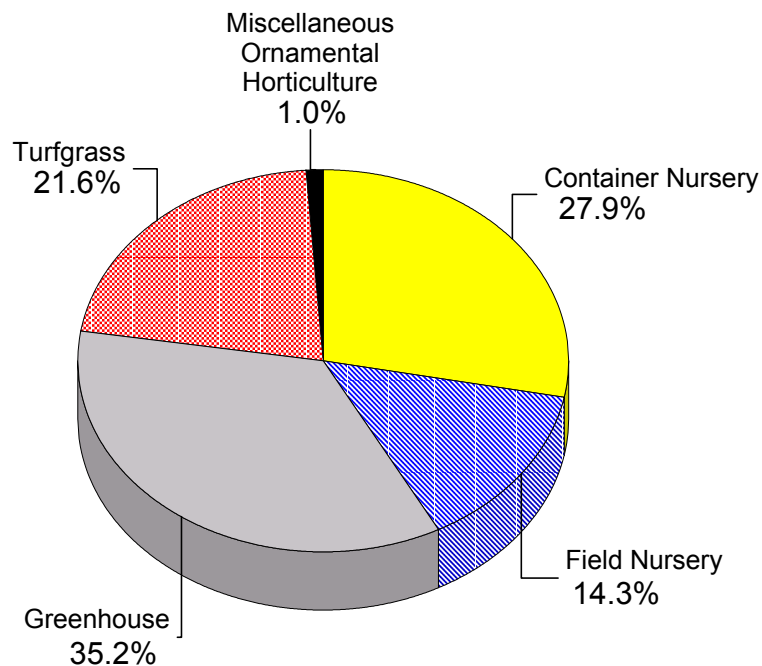
GEORGIA

\$896,043,795

2005 Georgia Farm Gate Value - Ornamental Horticulture -

\$ 699,433,592

Ornamental Horticulture 2005 Farm Gate Value



Container Nursery

Farm Gate Value 2005

Rank	County	Acres	\$/Acre	Farm Gate Value	Rank	County	Acres	\$/Acre	Farm Gate Value
41	Appling	4	\$43,010	\$172,040	-	Elbert			\$0
45	Atkinson	1	\$43,010	\$43,010	-	Emanuel			\$0
33	Bacon	12	\$43,010	\$516,120	34	Evans	10	\$43,010	\$430,100
34	Baker	10	\$43,010	\$430,100	42	Fannin	3	\$43,010	\$129,030
35	Baldwin	8	\$43,010	\$344,080	12	Fayette	60	\$43,010	\$2,580,600
20	Banks	32	\$43,010	\$1,376,320	37	Floyd	6	\$43,010	\$258,060
46	Barrow	1	\$43,010	\$21,505	15	Forsyth	45	\$43,010	\$1,935,450
31	Bartow	15	\$43,010	\$645,150	42	Franklin	3	\$43,010	\$129,030
37	Ben Hill	6	\$43,010	\$258,060	32	Fulton	14	\$43,010	\$602,140
33	Berrien	12	\$43,010	\$516,120	35	Gilmer	8	\$43,010	\$344,080
42	Bibb	3	\$43,010	\$129,030	-	Glascok			\$0
34	Bleckley	10	\$43,010	\$430,100	24	Glynn	26	\$43,010	\$1,118,260
45	Brantley	1	\$43,010	\$43,010	-	Gordon			\$0
9	Brooks	75	\$43,010	\$3,225,750	2	Grady	825	\$43,010	\$35,483,250
37	Bryan	6	\$43,010	\$258,060	34	Greene	10	\$43,010	\$430,100
10	Bulloch	70	\$43,010	\$3,010,700	9	Gwinnett	75	\$43,010	\$3,225,750
21	Burke	31	\$43,010	\$1,333,310	25	Habersham	25	\$43,010	\$1,075,250
33	Butts	12	\$43,010	\$516,120	34	Hall	10	\$43,010	\$430,100
-	Calhoun			\$0	-	Hancock			\$0
34	Camden	10	\$43,010	\$430,100	-	Haralson			\$0
45	Candler	1	\$43,010	\$43,010	9	Harris	75	\$43,010	\$3,225,750
28	Carroll	19	\$43,010	\$817,190	7	Hart	81	\$43,010	\$3,483,810
33	Catoosa	12	\$43,010	\$516,120	-	Heard			\$0
31	Charlton	15	\$43,010	\$645,150	-	Henry			\$0
15	Chatham	45	\$43,010	\$1,935,450	34	Houston	10	\$43,010	\$430,100
-	Chattahoochee			\$0	-	Irwin			\$0
-	Chattooga			\$0	39	Jackson	5	\$43,010	\$215,050
27	Cherokee	20	\$43,010	\$860,200	5	Jasper	150	\$43,010	\$6,451,500
3	Clarke	350	\$43,010	\$15,053,500	36	Jeff Davis	7	\$43,010	\$301,070
27	Clay	20	\$43,010	\$860,200	17	Jefferson	40	\$43,010	\$1,720,400
27	Clayton	20	\$43,010	\$860,200	-	Jenkins			\$0
31	Clinch	15	\$43,010	\$645,150	23	Johnson	28	\$43,010	\$1,204,280
43	Cobb	2	\$43,010	\$86,020	39	Jones	5	\$43,010	\$215,050
41	Coffee	4	\$43,010	\$172,040	41	Lamar	4	\$43,010	\$172,040
11	Colquitt	64	\$43,010	\$2,752,640	45	Lanier	1	\$43,010	\$43,010
22	Columbia	30	\$43,010	\$1,290,300	43	Laurens	2	\$43,010	\$86,020
34	Cook	10	\$43,010	\$430,100	36	Lee	7	\$43,010	\$301,070
34	Coweta	10	\$43,010	\$430,100	42	Liberty	3	\$43,010	\$129,030
26	Crawford	22	\$43,010	\$946,220	-	Lincoln			\$0
41	Crisp	4	\$43,010	\$172,040	-	Long			\$0
45	Dade	1	\$43,010	\$43,010	6	Lowndes	100	\$43,010	\$4,301,000
42	Dawson	3	\$43,010	\$129,030	30	Lumpkin	16	\$43,010	\$666,655
15	Decatur	45	\$43,010	\$1,935,450	36	Macon	7	\$43,010	\$301,070
-	DeKalb			\$0	35	Madison	8	\$43,010	\$344,080
42	Dodge	3	\$43,010	\$129,030	-	Marion			\$0
-	Dooly			\$0	1	McDuffie	850	\$45,500	\$38,675,000
41	Dougherty	4	\$43,010	\$172,040	38	McIntosh	6	\$43,010	\$236,555
12	Douglas	60	\$43,010	\$2,580,600	31	Meriwether	15	\$43,010	\$645,150
46	Early	1	\$43,010	\$21,505	-	Miller			\$0
-	Echols			\$0	45	Mitchell	1	\$43,010	\$43,010
31	Effingham	15	\$43,010	\$645,150	31	Monroe	15	\$43,010	\$645,150

Container Nursery

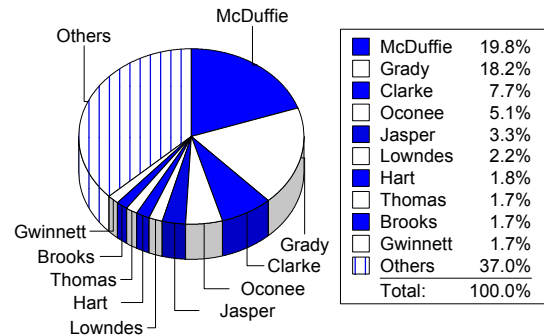
Farm Gate Value 2005

Rank	County	Acres	\$/Acre	Farm Gate Value
43	Montgomery	2	\$43,010	\$86,020
-	Morgan			\$0
-	Murray			\$0
-	Muscogee			\$0
37	Newton	6	\$43,010	\$258,060
4	Oconee	230	\$43,010	\$9,892,300
44	Oglethorpe	2	\$43,010	\$64,515
14	Paulding	48	\$43,010	\$2,064,480
27	Peach	20	\$43,010	\$860,200
40	Pickens	5	\$43,010	\$193,545
-	Pierce			\$0
31	Pike	15	\$43,010	\$645,150
42	Polk	3	\$43,010	\$129,030
39	Pulaski	5	\$43,010	\$215,050
39	Putnam	5	\$43,010	\$215,050
-	Quitman			\$0
9	Rabun	75	\$43,010	\$3,225,750
-	Randolph			\$0
16	Richmond	42	\$43,010	\$1,806,420
13	Rockdale	52	\$43,010	\$2,236,520
45	Schley	1	\$43,010	\$43,010
31	Screven	15	\$43,010	\$645,150
45	Seminole	1	\$43,010	\$43,010
43	Spalding	2	\$43,010	\$86,020
-	Stephens			\$0
19	Stewart	33	\$43,010	\$1,419,330
36	Sumter	7	\$43,010	\$301,070
-	Talbot			\$0
-	Taliaferro			\$0
39	Tattall	5	\$43,010	\$215,050
43	Taylor	2	\$43,010	\$86,020
-	Telfair			\$0
-	Terrell			\$0
8	Thomas	77	\$43,010	\$3,311,770
34	Tift	10	\$43,010	\$430,100
34	Toombs	10	\$43,010	\$430,100
-	Towns			\$0
18	Treutlen	35	\$43,010	\$1,505,350
39	Troup	5	\$43,010	\$215,050
-	Turner			\$0
45	Twiggs	1	\$43,010	\$43,010
39	Union	5	\$43,010	\$215,050
-	Upson			\$0
-	Walker			\$0
-	Walton			\$0
35	Ware	8	\$43,010	\$344,080
40	Warren	5	\$43,010	\$193,545
41	Washington	4	\$43,010	\$172,040
35	Wayne	8	\$43,010	\$344,080
43	Webster	2	\$43,010	\$86,020
15	Wheeler	45	\$43,010	\$1,935,450

Rank	County	Acres	\$/Acre	Farm Gate Value
-	White			\$0
29	Whitfield	18	\$43,010	\$774,180
46	Wilcox	1	\$43,010	\$21,505
35	Wilkes	8	\$43,010	\$344,080
-	Wilkinson			\$0
35	Worth	8	\$43,010	\$344,080
2005 Totals		4,492		\$195,317,420

Percent of Ornamental Horticulture 27.93%

Top Ten Counties For Container Nursery



Top Ten Counties Container Nursery

County	Acres	Price	Farm Gate Value
McDuffie	850	\$45,500	\$38,675,000
Grady	825	\$43,010	\$35,483,250
Clarke	350	\$43,010	\$15,053,500
Oconee	230	\$43,010	\$9,892,300
Jasper	150	\$43,010	\$6,451,500
Lowndes	100	\$43,010	\$4,301,000
Hart	81	\$43,010	\$3,483,810
Thomas	77	\$43,010	\$3,311,770
Brooks	75	\$43,010	\$3,225,750
Gwinnett	75	\$43,010	\$3,225,750

Field Nursery

Farm Gate Value 2005

Rank	County	Acres	\$/Acre	Farm Gate Value	Rank	County	Acres	\$/Acre	Farm Gate Value
-	Appling			\$0	29	Elbert	30	\$12,035	\$361,050
-	Atkinson			\$0	-	Emanuel			\$0
-	Bacon			\$0	10	Evans	310	\$12,035	\$3,730,850
36	Baker	12	\$12,035	\$144,420	-	Fannin			\$0
33	Baldwin	17	\$12,035	\$204,595	-	Fayette			\$0
43	Banks	3	\$12,035	\$36,105	5	Floyd	527	\$12,035	\$6,342,445
43	Barrow	3	\$12,035	\$36,105	23	Forsyth	55	\$12,035	\$661,925
15	Bartow	160	\$12,035	\$1,925,600	44	Franklin	2	\$12,035	\$24,070
-	Ben Hill			\$0	17	Fulton	130	\$12,035	\$1,564,550
44	Berrien	2	\$12,035	\$24,070	34	Gilmer	15	\$12,035	\$180,525
-	Bibb			\$0	-	Glascock			\$0
40	Bleckley	5	\$12,035	\$60,175	-	Glynn			\$0
45	Brantley	2	\$12,035	\$18,053	37	Gordon	11	\$12,035	\$132,385
46	Brooks	1	\$12,035	\$12,035	13	Grady	185	\$12,035	\$2,226,475
45	Bryan	2	\$12,035	\$18,053	36	Greene	12	\$12,035	\$144,420
24	Bulloch	50	\$12,035	\$601,750	41	Gwinnett	4	\$12,035	\$48,140
-	Burke			\$0	24	Habersham	50	\$12,035	\$601,750
19	Butts	100	\$12,035	\$1,203,500	36	Hall	12	\$12,035	\$144,420
-	Calhoun			\$0	-	Hancock			\$0
-	Camden			\$0	-	Haralson			\$0
-	Candler			\$0	32	Harris	20	\$12,035	\$240,700
41	Carroll	4	\$12,035	\$48,140	7	Hart	430	\$12,035	\$5,175,050
38	Catoosa	8	\$12,035	\$96,280	-	Heard			\$0
30	Charlton	25	\$12,035	\$300,875	43	Henry	3	\$12,035	\$36,105
27	Chatham	35	\$12,035	\$421,225	41	Houston	4	\$12,035	\$48,140
-	Chattahoochee			\$0	-	Irwin			\$0
-	Chattooga			\$0	32	Jackson	20	\$12,035	\$240,700
25	Cherokee	40	\$12,035	\$481,400	2	Jasper	700	\$12,035	\$8,424,500
12	Clarke	200	\$12,035	\$2,407,000	40	Jeff Davis	5	\$12,035	\$60,175
-	Clay			\$0	14	Jefferson	165	\$12,035	\$1,985,775
16	Clayton	150	\$12,035	\$1,805,250	-	Jenkins			\$0
42	Clinch	4	\$12,035	\$42,123	-	Johnson			\$0
44	Cobb	2	\$12,035	\$24,070	40	Jones	5	\$12,035	\$60,175
41	Coffee	4	\$12,035	\$48,140	8	Lamar	425	\$12,035	\$5,114,875
31	Colquitt	23	\$12,035	\$276,805	43	Lanier	3	\$12,035	\$36,105
25	Columbia	40	\$12,035	\$481,400	40	Laurens	5	\$12,035	\$60,175
-	Cook			\$0	-	Lee			\$0
30	Coweta	25	\$12,035	\$300,875	-	Liberty			\$0
11	Crawford	210	\$12,035	\$2,527,350	-	Lincoln			\$0
43	Crisp	3	\$12,035	\$36,105	-	Long			\$0
40	Dade	5	\$12,035	\$60,175	32	Lowndes	20	\$12,035	\$240,700
-	Dawson			\$0	40	Lumpkin	5	\$12,035	\$60,175
-	Decatur			\$0	-	Macon			\$0
-	DeKalb			\$0	22	Madison	80	\$12,035	\$962,800
-	Dodge			\$0	-	Marion			\$0
22	Dooly	80	\$12,035	\$962,800	-	McDuffie			\$0
46	Dougherty	1	\$12,035	\$12,035	-	McIntosh			\$0
-	Douglas			\$0	6	Meriwether	500	\$12,035	\$6,017,500
-	Early			\$0	-	Miller			\$0
-	Echols			\$0	-	Mitchell			\$0
32	Effingham	20	\$12,035	\$240,700	34	Monroe	15	\$12,035	\$180,525

Field Nursery

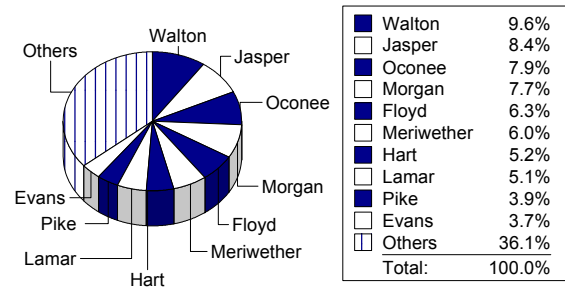
Farm Gate Value 2005

Rank	County	Acres	\$/Acre	Farm Gate Value
40	Montgomery	5	\$12,035	\$60,175
4	Morgan	640	\$12,035	\$7,702,400
36	Murray	12	\$12,035	\$144,420
-	Muscogee			\$0
43	Newton	3	\$12,035	\$36,105
3	Oconee	655	\$12,035	\$7,882,925
-	Oglethorpe			\$0
38	Paulding	8	\$12,035	\$96,280
29	Peach	30	\$12,035	\$361,050
28	Pickens	33	\$12,035	\$397,155
40	Pierce	5	\$12,035	\$60,175
9	Pike	325	\$12,035	\$3,911,375
-	Polk			\$0
34	Pulaski	15	\$12,035	\$180,525
39	Putnam	6	\$12,035	\$72,210
-	Quitman			\$0
21	Rabun	90	\$12,035	\$1,083,150
20	Randolph	92	\$12,035	\$1,107,220
40	Richmond	5	\$12,035	\$60,175
27	Rockdale	35	\$12,035	\$421,225
47	Schley	1	\$12,035	\$6,018
46	Screven	1	\$12,035	\$12,035
39	Seminole	6	\$12,035	\$72,210
32	Spalding	20	\$12,035	\$240,700
40	Stephens	5	\$12,035	\$60,175
-	Stewart			\$0
-	Sumter			\$0
45	Talbot	2	\$12,035	\$18,053
-	Taliaferro			\$0
44	Tattnall	2	\$12,035	\$24,070
34	Taylor	15	\$12,035	\$180,525
-	Telfair			\$0
-	Terrell			\$0
26	Thomas	37	\$12,035	\$445,295
41	Tift	4	\$12,035	\$48,140
12	Toombs	200	\$12,035	\$2,407,000
-	Towns			\$0
-	Treutlen			\$0
35	Troup	14	\$12,035	\$168,490
-	Turner			\$0
-	Twiggs			\$0
30	Union	25	\$12,035	\$300,875
40	Upson	5	\$12,035	\$60,175
32	Walker	20	\$12,035	\$240,700
1	Walton	800	\$12,035	\$9,628,000
-	Ware			\$0
42	Warren	4	\$12,035	\$42,123
23	Washington	55	\$12,035	\$661,925
44	Wayne	2	\$12,035	\$24,070
-	Webster			\$0
18	Wheeler	118	\$12,035	\$1,420,130

Rank	County	Acres	\$/Acre	Farm Gate Value
-	White			\$0
41	Whitfield	4	\$12,035	\$48,140
46	Wilcox	1	\$12,035	\$12,035
35	Wilkes	14	\$12,035	\$168,490
46	Wilkinson	1	\$12,035	\$12,035
34	Worth	15	\$12,035	\$180,525
2005 Totals		8,311		\$100,022,885

Percent of Ornamental Horticulture 14.30%

Top Ten Counties For Field Nursery



Top Ten Counties

Field Nursery

County	Acres	Price	Farm Gate Value
Walton	800	\$12,035	\$9,628,000
Jasper	700	\$12,035	\$8,424,500
Oconee	655	\$12,035	\$7,882,925
Morgan	640	\$12,035	\$7,702,400
Floyd	527	\$12,035	\$6,342,445
Meriwether	500	\$12,035	\$6,017,500
Hart	430	\$12,035	\$5,175,050
Lamar	425	\$12,035	\$5,114,875
Pike	325	\$12,035	\$3,911,375
Evans	310	\$12,035	\$3,730,850

Greenhouse

Farm Gate Value 2005

Rank	County	Sq. Ft.	\$/Sq. Ft.	Farm Gate Value	Rank	County	Sq. Ft.	\$/Sq. Ft.	Farm Gate Value
24	Appling	150,000	\$13.95	\$2,092,500	14	Elbert	200,000	\$13.95	\$2,790,000
47	Atkinson	38,730	\$13.95	\$540,284	31	Emanuel	100,000	\$13.95	\$1,395,000
73	Bacon	9,600	\$13.95	\$133,920	13	Evans	230,000	\$13.95	\$3,208,500
45	Baker	45,000	\$13.95	\$627,750	54	Fannin	30,000	\$13.95	\$418,500
74	Baldwin	8,500	\$13.95	\$118,575	4	Fayette	600,000	\$13.95	\$8,370,000
25	Banks	140,000	\$13.95	\$1,953,000	29	Floyd	110,000	\$13.95	\$1,534,500
79	Barrow	5,000	\$13.95	\$69,750	14	Forsyth	200,000	\$13.95	\$2,790,000
46	Bartow	40,000	\$13.95	\$558,000	60	Franklin	21,000	\$13.95	\$292,950
33	Ben Hill	95,000	\$13.95	\$1,325,250	1	Fulton	2,000,000	\$13.95	\$27,900,000
15	Berrien	197,500	\$13.95	\$2,755,125	61	Gilmer	20,000	\$13.95	\$279,000
45	Bibb	45,000	\$13.95	\$627,750	-	Glascok			\$0
-	Bleckley			\$0	-	Glynn			\$0
59	Brantley	21,520	\$13.95	\$300,204	44	Gordon	48,000	\$13.95	\$669,600
40	Brooks	60,000	\$13.95	\$837,000	8	Grady	1,961,858	\$2.60	\$5,100,831
86	Bryan	1,000	\$13.95	\$13,950	5	Greene	450,000	\$13.95	\$6,277,500
12	Bulloch	250,000	\$13.95	\$3,487,500	4	Gwinnett	600,000	\$13.95	\$8,370,000
41	Burke	55,000	\$13.95	\$767,250	24	Habersham	150,000	\$13.95	\$2,092,500
24	Butts	150,000	\$13.95	\$2,092,500	27	Hall	125,000	\$13.95	\$1,743,750
45	Calhoun	45,000	\$13.95	\$627,750	-	Hancock			\$0
53	Camden	31,290	\$13.95	\$436,496	82	Haralson	3,500	\$13.95	\$48,825
27	Candler	125,000	\$13.95	\$1,743,750	39	Harris	62,000	\$13.95	\$864,900
37	Carroll	75,000	\$13.95	\$1,046,250	16	Hart	185,000	\$13.95	\$2,580,750
43	Catoosa	50,000	\$13.95	\$697,500	-	Heard			\$0
69	Charlton	13,914	\$13.95	\$194,100	17	Henry	182,000	\$13.95	\$2,538,900
20	Chatham	174,000	\$13.95	\$2,427,300	71	Houston	11,000	\$13.95	\$153,450
-	Chattahoochee			\$0	57	Irwin	25,500	\$13.95	\$355,725
-	Chattooga			\$0	48	Jackson	35,000	\$13.95	\$488,250
2	Cherokee	1,454,000	\$13.95	\$20,283,300	37	Jasper	75,000	\$13.95	\$1,046,250
7	Clarke	400,000	\$13.95	\$5,580,000	40	Jeff Davis	60,000	\$13.95	\$837,000
-	Clay			\$0	65	Jefferson	17,000	\$13.95	\$237,150
36	Clayton	80,000	\$13.95	\$1,116,000	-	Jenkins			\$0
61	Clinch	20,000	\$13.95	\$279,000	52	Johnson	31,868	\$13.95	\$444,559
12	Cobb	250,000	\$13.95	\$3,487,500	80	Jones	4,800	\$13.95	\$66,960
3	Coffee	1,000,000	\$13.95	\$13,950,000	67	Lamar	15,000	\$13.95	\$209,250
26	Colquitt	131,200	\$13.95	\$1,830,240	54	Lanier	30,000	\$13.95	\$418,500
28	Columbia	120,000	\$13.95	\$1,674,000	43	Laurens	50,000	\$13.95	\$697,500
72	Cook	10,000	\$13.95	\$139,500	51	Lee	32,000	\$13.95	\$446,400
11	Coweta	300,000	\$13.95	\$4,185,000	87	Liberty	800	\$13.95	\$11,160
24	Crawford	150,000	\$13.95	\$2,092,500	76	Lincoln	7,500	\$13.95	\$104,625
60	Crisp	21,000	\$13.95	\$292,950	-	Long			\$0
48	Dade	35,000	\$13.95	\$488,250	58	Lowndes	25,000	\$13.95	\$348,750
54	Dawson	30,000	\$13.95	\$418,500	18	Lumpkin	181,600	\$13.95	\$2,533,320
67	Decatur	15,000	\$13.95	\$209,250	63	Macon	18,000	\$13.95	\$251,100
22	DeKalb	160,000	\$13.95	\$2,232,000	38	Madison	65,000	\$13.95	\$906,750
70	Dodge	12,000	\$13.95	\$167,400	-	Marion			\$0
43	Dooly	50,000	\$13.95	\$697,500	70	McDuffie	12,000	\$13.95	\$167,400
89	Dougherty	500	\$13.95	\$6,975	-	McIntosh			\$0
12	Douglas	250,000	\$13.95	\$3,487,500	31	Meriwether	100,000	\$13.95	\$1,395,000
84	Early	3,000	\$13.95	\$41,850	-	Miller			\$0
-	Echols			\$0	55	Mitchell	28,000	\$13.95	\$390,600
24	Effingham	150,000	\$13.95	\$2,092,500	50	Monroe	33,000	\$13.95	\$460,350

Greenhouse

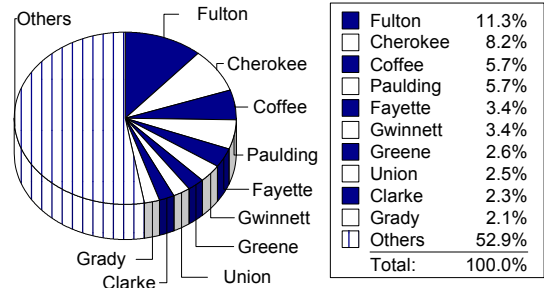
Farm Gate Value 2005

Rank	County	Sq. Ft.	\$/Sq. Ft.	Farm Gate Value
61	Montgomery	20,000	\$13.95	\$279,000
51	Morgan	32,000	\$13.95	\$446,400
66	Murray	16,500	\$13.95	\$230,175
-	Muscogee			\$0
36	Newton	80,000	\$13.95	\$1,116,000
10	Oconee	310,000	\$13.95	\$4,324,500
42	Oglethorpe	54,000	\$13.95	\$753,300
3	Paulding	1,000,000	\$13.95	\$13,950,000
29	Peach	110,000	\$13.95	\$1,534,500
54	Pickens	30,000	\$13.95	\$418,500
44	Pierce	48,000	\$13.95	\$669,600
30	Pike	103,000	\$13.95	\$1,436,850
-	Polk			\$0
75	Pulaski	8,000	\$13.95	\$111,600
67	Putnam	15,000	\$13.95	\$209,250
-	Quitman			\$0
35	Rabun	85,000	\$13.95	\$1,185,750
-	Randolph			\$0
13	Richmond	230,000	\$13.95	\$3,208,500
23	Rockdale	155,000	\$13.95	\$2,162,250
88	Schley	600	\$13.95	\$8,370
77	Screven	7,000	\$13.95	\$97,650
43	Seminole	50,000	\$13.95	\$697,500
-	Spalding			\$0
61	Stephens	20,000	\$13.95	\$279,000
78	Stewart	5,760	\$13.95	\$80,352
21	Sumter	160,900	\$13.95	\$2,244,555
85	Talbot	2,300	\$13.95	\$32,085
-	Taliaferro			\$0
-	Tattnall			\$0
62	Taylor	18,350	\$13.95	\$255,983
-	Telfair			\$0
-	Terrell			\$0
32	Thomas	97,000	\$13.95	\$1,353,150
9	Tift	350,000	\$13.95	\$4,882,500
19	Toombs	180,000	\$13.95	\$2,511,000
49	Towns	34,000	\$13.95	\$474,300
83	Treutlen	3,200	\$13.95	\$44,640
76	Troup	7,500	\$13.95	\$104,625
-	Turner			\$0
-	Twiggs			\$0
6	Union	435,600	\$13.95	\$6,076,620
35	Upson	85,000	\$13.95	\$1,185,750
43	Walker	50,000	\$13.95	\$697,500
10	Walton	310,000	\$13.95	\$4,324,500
22	Ware	160,000	\$13.95	\$2,232,000
64	Warren	17,500	\$13.95	\$244,125
75	Washington	8,000	\$13.95	\$111,600
63	Wayne	18,000	\$13.95	\$251,100
58	Webster	25,000	\$13.95	\$348,750
66	Wheeler	16,500	\$13.95	\$230,175

Rank	County	Sq. Ft.	\$/Sq. Ft.	Farm Gate Value
56	White	27,000	\$13.95	\$376,650
27	Whitfield	125,000	\$13.95	\$1,743,750
68	Wilcox	14,500	\$13.95	\$202,275
34	Wilkes	90,900	\$13.95	\$1,268,055
-	Wilkinson			\$0
81	Worth	4,000	\$13.95	\$55,800
2005 Totals		19,224,290		\$245,911,757

Percent of Ornamental Horticulture 35.16%

Top Ten Counties For Greenhouse



Top Ten Counties Greenhouse

County	Sq Ft	Price	Farm Gate Value
Fulton	2,000,000	\$13.95	\$27,900,000
Cherokee	1,454,000	\$13.95	\$20,283,300
Coffee	1,000,000	\$13.95	\$13,950,000
Paulding	1,000,000	\$13.95	\$13,950,000
Fayette	600,000	\$13.95	\$8,370,000
Gwinnett	600,000	\$13.95	\$8,370,000
Greene	450,000	\$13.95	\$6,277,500
Union	435,600	\$13.95	\$6,076,620
Clarke	400,000	\$13.95	\$5,580,000
Grady	1,961,858	\$2.60	\$5,100,831

Turfgrass

Farm Gate Value 2005

Rank	County	Harvest		Farm Gate Value	Rank	County	Harvest		Farm Gate Value
		Acres	Rate \$/Acre				Acres	Rate \$/Acre	
-	Appling			\$0	-	Elbert			\$0
-	Atkinson			\$0	31	Emanuel	325	0.67	\$958,753
-	Bacon			\$0	-	Evans			\$0
34	Baker	200	0.70	\$616,420	-	Fannin			\$0
-	Baldwin			\$0	-	Fayette			\$0
51	Banks	40	0.70	\$123,284	4	Floyd	2,500	0.67	\$7,375,025
-	Barrow			\$0	58	Forsyth	5	0.70	\$15,411
16	Bartow	1,100	0.70	\$3,390,310	54	Franklin	30	0.70	\$92,463
46	Ben Hill	84	0.70	\$257,355	-	Fulton			\$0
20	Berrien	721	0.70	\$2,222,194	-	Gilmer			\$0
8	Bibb	1,947	0.67	\$5,743,669	-	Glascok			\$0
-	Bleckley			\$0	-	Glynn			\$0
59	Brantley	3	0.70	\$9,246	21	Gordon	720	0.70	\$2,219,112
-	Brooks			\$0	35	Grady	196	0.70	\$604,092
-	Bryan			\$0	-	Greene			\$0
7	Bulloch	2,000	0.70	\$6,164,200	42	Gwinnett	100	0.70	\$308,210
-	Burke			\$0	29	Habersham	365	0.70	\$1,124,967
43	Butts	100	0.67	\$295,001	-	Hall			\$0
-	Calhoun			\$0	-	Hancock			\$0
-	Camden			\$0	-	Haralson			\$0
33	Candler	225	0.67	\$663,752	41	Harris	120	0.70	\$369,852
26	Carroll	400	0.70	\$1,232,840	52	Hart	38	0.70	\$117,120
37	Catoosa	165	0.70	\$508,547	36	Heard	175	0.67	\$516,252
-	Charlton			\$0	-	Henry			\$0
-	Chatham			\$0	19	Houston	800	0.70	\$2,465,680
-	Chattahoochee			\$0	18	Irwin	900	0.70	\$2,773,890
58	Chattooga	5	0.70	\$15,411	28	Jackson	375	0.70	\$1,155,788
-	Cherokee			\$0	-	Jasper			\$0
-	Clarke			\$0	23	Jeff Davis	600	0.70	\$1,849,260
-	Clay			\$0	27	Jefferson	385	0.70	\$1,186,609
-	Clayton			\$0	34	Jenkins	200	0.70	\$616,420
-	Clinch			\$0	-	Johnson			\$0
-	Cobb			\$0	-	Jones			\$0
-	Coffee			\$0	-	Lamar			\$0
12	Colquitt	1,440	0.70	\$4,438,224	6	Lanier	2,135	0.67	\$6,298,271
-	Columbia			\$0	22	Laurens	700	0.70	\$2,157,470
2	Cook	3,300	0.70	\$10,170,930	34	Lee	200	0.70	\$616,420
-	Coweta			\$0	-	Liberty			\$0
25	Crawford	450	0.70	\$1,386,945	-	Lincoln			\$0
34	Crisp	200	0.70	\$616,420	-	Long			\$0
-	Dade			\$0	39	Lowndes	150	0.70	\$462,315
53	Dawson	35	0.67	\$103,250	56	Lumpkin	15	0.70	\$46,232
17	Decatur	1,100	0.67	\$3,245,011	1	Macon	3,500	0.70	\$10,787,350
-	DeKalb			\$0	-	Madison			\$0
17	Dodge	1,100	0.67	\$3,245,011	-	Marion			\$0
30	Dooly	350	0.70	\$1,078,735	-	McDuffie			\$0
19	Dougherty	800	0.70	\$2,465,680	-	McIntosh			\$0
-	Douglas			\$0	39	Meriwether	150	0.70	\$462,315
23	Early	600	0.70	\$1,849,260	50	Miller	50	0.70	\$154,105
-	Echols			\$0	13	Mitchell	1,300	0.70	\$4,006,730
32	Effingham	250	0.70	\$770,525	-	Monroe			\$0

Turfgrass

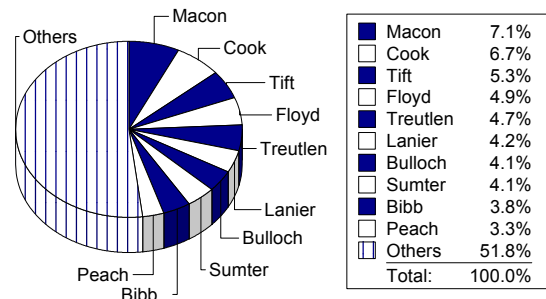
Farm Gate Value 2005

Rank	County	Acres	Harvest Rate	\$/Acre	Farm Gate Value
-	Montgomery				\$0
49	Morgan	60	0.70	\$4,403	\$184,926
40	Murray	125	0.70	\$4,403	\$385,263
-	Muscogee				\$0
-	Newton				\$0
55	Oconee	25	0.70	\$4,403	\$77,053
-	Oglethorpe				\$0
-	Paulding				\$0
9	Peach	1,600	0.70	\$4,403	\$4,931,360
-	Pickens				\$0
-	Pierce				\$0
-	Pike				\$0
-	Polk				\$0
30	Pulaski	350	0.70	\$4,403	\$1,078,735
-	Putnam				\$0
-	Quitman				\$0
-	Rabun				\$0
-	Randolph				\$0
47	Richmond	75	0.70	\$4,403	\$231,158
-	Rockdale				\$0
44	Schley	90	0.70	\$4,403	\$277,389
10	Screven	1,500	0.70	\$4,403	\$4,623,150
24	Seminole	510	0.70	\$4,403	\$1,571,871
-	Spalding				\$0
-	Stephens				\$0
-	Stewart				\$0
7	Sumter	2,000	0.70	\$4,403	\$6,164,200
-	Talbot				\$0
-	Taliaferro				\$0
-	Tattnell				\$0
25	Taylor	450	0.70	\$4,403	\$1,386,945
-	Telfair				\$0
26	Terrell	400	0.70	\$4,403	\$1,232,840
45	Thomas	85	0.70	\$4,403	\$261,979
3	Tift	2,600	0.70	\$4,403	\$8,013,460
32	Toombs	250	0.70	\$4,403	\$770,525
-	Towns				\$0
5	Treutlen	2,300	0.70	\$4,403	\$7,088,830
-	Troup				\$0
14	Turner	1,250	0.70	\$4,403	\$3,852,625
-	Twiggs				\$0
-	Union				\$0
-	Upson				\$0
50	Walker	50	0.70	\$4,403	\$154,105
-	Walton				\$0
-	Ware				\$0
41	Warren	120	0.70	\$4,403	\$369,852
11	Washington	1,450	0.70	\$4,403	\$4,469,045
57	Wayne	6	0.70	\$4,403	\$18,493
48	Webster	70	0.70	\$4,403	\$215,747
-	Wheeler				\$0

Rank	County	Acres	Harvest Rate	\$/Acre	Farm Gate Value
-	White				\$0
55	Whitfield	25	0.70	\$4,403	\$77,053
38	Wilcox	155	0.70	\$4,403	\$477,726
-	Wilkes				\$0
-	Wilkinson				\$0
15	Worth	1,200	0.70	\$4,403	\$3,698,520
2005 Totals		49,395			\$150,965,177

Percent of Ornamental Horticulture 21.58%

Top Ten Counties For Turfgrass



Top Ten Counties

Turfgrass

County	Acres	Harvest Rate	Price	Farm Gate Value
Macon	3,500	0.70	\$4,403	\$10,787,350
Cook	3,300	0.70	\$4,403	\$10,170,930
Tift	2,600	0.70	\$4,403	\$8,013,460
Floyd	2,500	0.67	\$4,403	\$7,375,025
Treutlen	2,300	0.70	\$4,403	\$7,088,830
Lanier	2,135	0.67	\$4,403	\$6,298,271
Bulloch	2,000	0.70	\$4,403	\$6,164,200
Sumter	2,000	0.70	\$4,403	\$6,164,200
Bibb	1,947	0.67	\$4,403	\$5,743,669
Peach	1,600	0.70	\$4,403	\$4,931,360

Miscellaneous Ornamental Horticulture

Farm Gate Value 2005

County	Farm Gate Value	County	Farm Gate Value
Appling		Early	
Atkinson		Echols	
Bacon		Effingham	
Baker		Elbert	
Baldwin		Emanuel	
Banks		Evans	
Barrow		Fannin	
Bartow		Fayette	
Ben Hill		Floyd	
Berrien		Forsyth	
Bibb		Franklin	
Bleckley		Fulton	
Brantley		Gilmer	
Brooks		Glascocock	
Bryan		Glynn	
Bulloch		Gordon	
Burke	\$97,500	Grady	
Butts		Greene	
Calhoun		Gwinnett	
Camden		Habersham	
Candler		Hall	
Carroll	\$100,000	Hancock	
Catoosa		Haralson	
Charlton		Harris	
Chatham		Hart	
Chattahoochee		Heard	
Chattooga		Henry	
Cherokee		Houston	
Clarke		Irwin	
Clay		Jackson	
Clayton		Jasper	
Clinch		Jeff Davis	
Cobb		Jefferson	\$75,250
Coffee		Jenkins	
Colquitt		Johnson	
Columbia		Jones	
Cook		Lamar	
Coweta		Lanier	\$3,995,000
Crawford		Laurens	
Crisp		Lee	
Dade		Liberty	
Dawson		Lincoln	
Decatur		Long	
DeKalb		Lowndes	
Dodge		Lumpkin	
Dooly		Macon	
Dougherty		Madison	
Douglas		Marion	

Miscellaneous Ornamental Horticulture

Farm Gate Value 2005

County	Farm Gate Value	County	Farm Gate Value
McDuffie		Upson	
McIntosh		Walker	
Meriwether		Walton	
Miller		Ware	
Mitchell		Warren	
Monroe		Washington	
Montgomery		Wayne	
Morgan		Webster	
Murray		Wheeler	\$891,125
Muscogee		White	\$5,600
Newton	\$10,000	Whitfield	
Oconee		Wilcox	
Oglethorpe	\$1,624,878	Wilkes	
Paulding		Wilkinson	
Peach		Worth	
Pickens		2005 Totals	\$7,216,353
Pierce		Percent of Ornamental Horticulture	1.03%
Pike			
Polk	\$2,000		
Pulaski			
Putnam			
Quitman			
Rabun			
Randolph			
Richmond			
Rockdale	\$240,000		
Schley			
Screven			
Seminole			
Spalding			
Stephens			
Stewart			
Sumter			
Talbot			
Taliaferro			
Tattnall			
Taylor			
Telfair			
Terrell			
Thomas			
Tift			
Toombs			
Towns			
Treutlen			
Troup			
Turner			
Twiggs			
Union	\$175,000		

Total Ornamental Horticulture Value, 2005

Rank	County	Farm Gate Value	Rank	County	Farm Gate Value	Rank	County	Farm Gate Value
81	Appling	\$2,264,540	26	Evans	\$7,369,450	95	Newton	\$1,420,165
122	Atkinson	\$583,294	123	Fannin	\$547,530	5	Oconee	\$22,176,778
117	Bacon	\$650,040	17	Fayette	\$10,950,600	77	Oglethorpe	\$2,442,693
89	Baker	\$1,818,690	9	Floyd	\$15,510,030	7	Paulding	\$16,110,760
114	Baldwin	\$667,250	39	Forsyth	\$5,402,786	25	Peach	\$7,687,110
61	Banks	\$3,488,709	124	Franklin	\$538,513	105	Pickens	\$1,009,200
143	Barrow	\$127,360	3	Fulton	\$30,066,690	112	Pierce	\$729,775
30	Bartow	\$6,519,060	110	Gilmer	\$803,605	34	Pike	\$5,993,375
88	Ben Hill	\$1,840,665	-	Glascocock	\$0	142	Polk	\$131,030
35	Berrien	\$5,517,509	101	Glynn	\$1,118,260	93	Pulaski	\$1,585,910
31	Bibb	\$6,500,449	69	Gordon	\$3,021,097	126	Putnam	\$496,510
127	Bleckley	\$490,275	1	Grady	\$43,414,647	-	Quitman	\$0
132	Brantley	\$370,513	28	Greene	\$6,852,020	37	Rabun	\$5,494,650
55	Brooks	\$4,074,785	14	Gwinnett	\$11,952,100	103	Randolph	\$1,107,220
137	Bryan	\$290,063	48	Habersham	\$4,894,467	44	Richmond	\$5,306,253
13	Bulloch	\$13,264,150	80	Hall	\$2,318,270	46	Rockdale	\$5,059,995
84	Burke	\$2,198,060	-	Hancock	\$0	135	Schley	\$334,787
54	Butts	\$4,107,121	146	Haralson	\$48,825	41	Screven	\$5,377,985
119	Calhoun	\$627,750	50	Harris	\$4,701,202	78	Seminole	\$2,384,591
107	Camden	\$866,596	15	Hart	\$11,356,730	136	Spalding	\$326,720
76	Candler	\$2,450,512	125	Heard	\$516,252	134	Stephens	\$339,175
64	Carroll	\$3,244,420	75	Henry	\$2,575,005	94	Stewart	\$1,499,682
90	Catoosa	\$1,818,447	67	Houston	\$3,097,370	21	Sumter	\$8,709,825
100	Charlton	\$1,140,125	66	Irwin	\$3,129,615	145	Talbot	\$50,138
49	Chatham	\$4,783,975	85	Jackson	\$2,099,788	-	Taliaferro	\$0
-	Chattahoochee	\$0	8	Jasper	\$15,922,250	138	Tattnall	\$239,120
148	Chattooga	\$15,411	68	Jeff Davis	\$3,047,505	87	Taylor	\$1,909,473
6	Cherokee	\$21,624,900	45	Jefferson	\$5,205,184	-	Telfair	\$0
4	Clarke	\$23,040,500	120	Jenkins	\$616,420	99	Terrell	\$1,232,840
108	Clay	\$860,200	92	Johnson	\$1,648,839	42	Thomas	\$5,372,194
57	Clayton	\$3,781,450	133	Jones	\$342,185	12	Tift	\$13,374,200
106	Clinch	\$966,273	36	Lamar	\$5,496,165	32	Toombs	\$6,118,625
59	Cobb	\$3,597,590	18	Lanier	\$10,790,886	129	Towns	\$474,300
10	Coffee	\$14,170,180	70	Laurens	\$3,001,165	22	Treutlen	\$8,638,820
20	Colquitt	\$9,297,909	96	Lee	\$1,363,890	128	Troup	\$488,165
62	Columbia	\$3,445,700	141	Liberty	\$140,190	56	Turner	\$3,852,625
19	Cook	\$10,740,530	144	Lincoln	\$104,625	147	Twiggs	\$43,010
47	Coweta	\$4,915,975	-	Long	\$0	29	Union	\$6,767,545
27	Crawford	\$6,953,015	43	Lowndes	\$5,352,765	98	Upson	\$1,245,925
102	Crisp	\$1,117,515	63	Lumpkin	\$3,306,382	104	Walker	\$1,092,305
121	Dade	\$591,435	16	Macon	\$11,339,520	11	Walton	\$13,952,500
115	Dawson	\$650,780	83	Madison	\$2,213,630	74	Ware	\$2,576,080
40	Decatur	\$5,389,711	-	Marion	\$0	109	Warren	\$849,645
82	DeKalb	\$2,232,000	2	McDuffie	\$38,842,400	38	Washington	\$5,414,610
60	Dodge	\$3,541,441	139	McIntosh	\$236,555	118	Wayne	\$637,743
71	Dooly	\$2,739,035	23	Meriwether	\$8,519,965	116	Webster	\$650,517
72	Dougherty	\$2,656,730	140	Miller	\$154,105	51	Wheeler	\$4,476,880
33	Douglas	\$6,068,100	52	Mitchell	\$4,440,340	131	White	\$382,250
86	Early	\$1,912,615	97	Monroe	\$1,286,025	73	Whitfield	\$2,643,123
-	Echols	\$0	130	Montgomery	\$425,195	113	Wilcox	\$713,541
58	Effingham	\$3,748,875	24	Morgan	\$8,333,726	91	Wilkes	\$1,780,625
65	Elbert	\$3,151,050	111	Murray	\$759,858	149	Wilkinson	\$12,035
79	Emanuel	\$2,353,753	-	Muscogee	\$0	53	Worth	\$4,278,925
					GEORGIA		\$699,433,592	

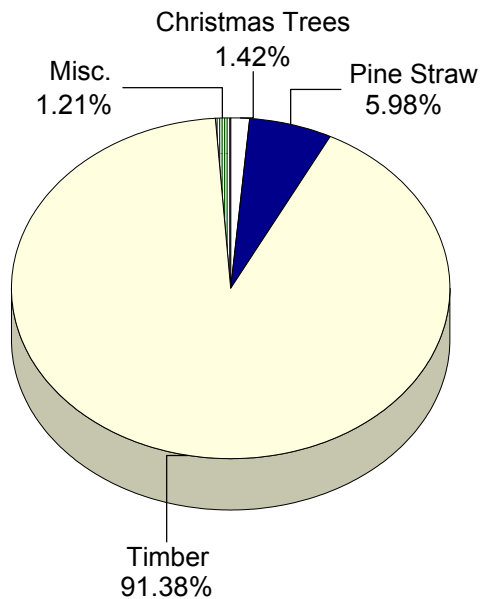
2005 Georgia Farm Gate Value

-Forestry & Products-

\$ 643,637,878

Forestry & Products

2005 Farm Gate Value



Christmas Trees

Farm Gate Value 2005

Rank	County	Acres	Harvest Rate	\$/Acre	Farm Gate Value	Rank	County	Acres	Harvest Rate	\$/Acre	Farm Gate Value
23	Appling	10	0.25	\$15,000	\$37,500	-	Elbert				\$0
-	Atkinson				\$0	-	Emanuel				\$0
-	Bacon				\$0	-	Evans				\$0
-	Baker				\$0	-	Fannin				\$0
13	Baldwin	35	0.25	\$15,000	\$131,250	3	Fayette	150	0.25	\$15,000	\$562,500
-	Banks				\$0	18	Floyd	20	0.25	\$15,000	\$75,000
23	Barrow	10	0.25	\$15,000	\$37,500	24	Forsyth	8	0.25	\$15,000	\$30,000
18	Bartow	20	0.25	\$15,000	\$75,000	29	Franklin	2	0.25	\$15,000	\$7,500
-	Ben Hill				\$0	18	Fulton	20	0.25	\$15,000	\$75,000
23	Berrien	10	0.25	\$15,000	\$37,500	18	Gilmer	20	0.25	\$15,000	\$75,000
-	Bibb				\$0	-	Glascok				\$0
-	Bleckley				\$0	-	Glynn				\$0
-	Brantley				\$0	-	Gordon				\$0
-	Brooks				\$0	20	Grady	15	0.25	\$15,000	\$56,250
-	Bryan				\$0	-	Greene				\$0
23	Bulloch	10	0.25	\$15,000	\$37,500	6	Gwinnett	70	0.25	\$15,000	\$262,500
22	Burke	12	0.25	\$15,000	\$45,000	11	Habersham	40	0.25	\$15,000	\$150,000
18	Butts	20	0.25	\$15,000	\$75,000	21	Hall	14	0.25	\$15,000	\$52,500
23	Calhoun	10	0.25	\$15,000	\$37,500	10	Hancock	50	0.25	\$15,000	\$187,500
-	Camden				\$0	11	Haralson	40	0.25	\$15,000	\$150,000
-	Candler				\$0	5	Harris	75	0.25	\$15,000	\$281,250
18	Carroll	20	0.25	\$15,000	\$75,000	12	Hart	36	0.25	\$15,000	\$135,000
30	Catoosa	2	0.25	\$15,000	\$5,625	-	Heard				\$0
-	Charlton				\$0	7	Henry	65	0.25	\$15,000	\$243,750
-	Chatham				\$0	28	Houston	3	0.25	\$15,000	\$11,250
-	Chattahoochee				\$0	23	Irwin	10	0.25	\$15,000	\$37,500
20	Chattooga	15	0.25	\$15,000	\$56,250	17	Jackson	25	0.25	\$15,000	\$93,750
15	Cherokee	30	0.25	\$15,000	\$112,500	4	Jasper	100	0.25	\$15,000	\$375,000
10	Clarke	50	0.25	\$15,000	\$187,500	-	Jeff Davis				\$0
-	Clay				\$0	21	Jefferson	14	0.25	\$15,000	\$52,500
26	Clayton	5	0.25	\$15,000	\$18,750	-	Jenkins				\$0
-	Clinch				\$0	-	Johnson				\$0
20	Cobb	15	0.25	\$15,000	\$56,250	-	Jones				\$0
28	Coffee	3	0.25	\$15,000	\$11,250	19	Lamar	18	0.25	\$15,000	\$67,500
26	Colquitt	5	0.25	\$15,000	\$18,750	-	Lanier				\$0
-	Columbia				\$0	14	Laurens	33	0.25	\$15,000	\$123,750
23	Cook	10	0.25	\$15,000	\$37,500	26	Lee	5	0.25	\$15,000	\$18,750
24	Coweta	8	0.25	\$15,000	\$30,000	15	Liberty	30	0.25	\$15,000	\$112,500
31	Crawford	1	0.25	\$15,000	\$3,750	-	Lincoln				\$0
23	Crisp	10	0.25	\$15,000	\$37,500	-	Long				\$0
-	Dade				\$0	10	Lowndes	50	0.25	\$15,000	\$187,500
27	Dawson	4	0.25	\$15,000	\$15,000	25	Lumpkin	7	0.25	\$15,000	\$26,250
22	Decatur	12	0.25	\$15,000	\$45,000	-	Macon				\$0
-	DeKalb				\$0	23	Madison	10	0.25	\$15,000	\$37,500
28	Dodge	3	0.25	\$15,000	\$11,250	-	Marion				\$0
-	Dooly				\$0	-	McDuffie				\$0
11	Dougherty	40	0.25	\$15,000	\$150,000	17	McIntosh	25	0.25	\$15,000	\$93,750
26	Douglas	5	0.25	\$15,000	\$18,750	23	Meriwether	10	0.25	\$15,000	\$37,500
26	Early	5	0.25	\$15,000	\$18,750	-	Miller				\$0
-	Echols				\$0	26	Mitchell	5	0.25	\$15,000	\$18,750
13	Effingham	35	0.25	\$15,000	\$131,250	10	Monroe	50	0.25	\$15,000	\$187,500

Christmas Trees

Farm Gate Value 2005

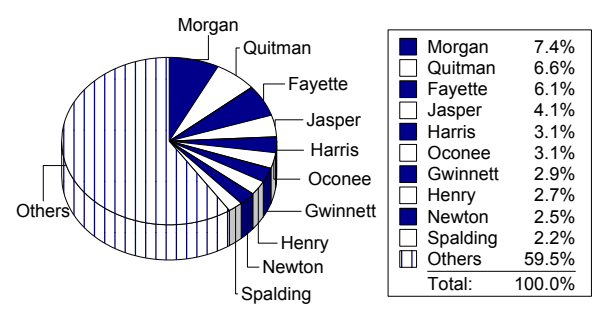
Rank	County	Acres	Harvest Rate	\$/Acre	Farm Gate Value
-	Montgomery				\$0
1	Morgan	180	0.25	\$15,000	\$675,000
20	Murray	15	0.25	\$15,000	\$56,250
26	Muscogee	5	0.25	\$15,000	\$18,750
8	Newton	60	0.25	\$15,000	\$225,000
5	Oconee	75	0.25	\$15,000	\$281,250
20	Oglethorpe	15	0.25	\$15,000	\$56,250
26	Paulding	5	0.25	\$15,000	\$18,750
17	Peach	25	0.25	\$15,000	\$93,750
29	Pickens	2	0.25	\$15,000	\$7,500
-	Pierce				\$0
20	Pike	15	0.25	\$15,000	\$56,250
26	Polk	5	0.25	\$15,000	\$18,750
-	Pulaski				\$0
-	Putnam				\$0
2	Quitman	161	0.25	\$15,000	\$603,750
10	Rabun	50	0.25	\$15,000	\$187,500
-	Randolph				\$0
11	Richmond	40	0.25	\$15,000	\$150,000
23	Rockdale	10	0.25	\$15,000	\$37,500
31	Schley	1	0.25	\$15,000	\$3,750
26	Screven	5	0.25	\$15,000	\$18,750
23	Seminole	10	0.25	\$15,000	\$37,500
9	Spalding	55	0.25	\$15,000	\$206,250
-	Stephens				\$0
-	Stewart				\$0
-	Sumter				\$0
-	Talbot				\$0
-	Taliaferro				\$0
-	Tattnall				\$0
-	Taylor				\$0
23	Telfair	10	0.25	\$15,000	\$37,500
-	Terrell				\$0
16	Thomas	28	0.25	\$15,000	\$105,000
17	Tift	25	0.25	\$15,000	\$93,750
-	Toombs				\$0
-	Towns				\$0
15	Treutlen	30	0.25	\$15,000	\$112,500
23	Troup	10	0.25	\$15,000	\$37,500
-	Turner				\$0
-	Twiggs				\$0
23	Union	10	0.25	\$15,000	\$37,500
18	Upson	20	0.25	\$15,000	\$75,000
11	Walker	40	0.25	\$15,000	\$150,000
26	Walton	5	0.25	\$15,000	\$18,750
-	Ware				\$0
22	Warren	12	0.25	\$15,000	\$45,000
-	Washington				\$0
29	Wayne	2	0.25	\$15,000	\$7,500
-	Webster				\$0
28	Wheeler	3	0.25	\$15,000	\$11,250

Rank	County	Acres	Harvest Rate	\$/Acre	Farm Gate Value
-	White				\$0
10	Whitfield	50	0.25	\$15,000	\$187,500
21	Wilcox	14	0.25	\$15,000	\$52,500
29	Wilkes	2	0.25	\$15,000	\$7,500
20	Wilkinson	15	0.25	\$15,000	\$56,250
-	Worth				\$0

2005 Totals **2,445** **\$9,166,875**

Percent of Forestry Products **1.42%**

Top Ten Counties For Christmas Trees



Top Ten Counties Christmas Trees

County	Acres	Harvest Rate	\$/Acre	Farm Gate Value
Morgan	180	0.25	\$15,000	\$675,000
Quitman	161	0.25	\$15,000	\$603,750
Fayette	150	0.25	\$15,000	\$562,500
Jasper	100	0.25	\$15,000	\$375,000
Harris	75	0.25	\$15,000	\$281,250
Oconee	75	0.25	\$15,000	\$281,250
Gwinnett	70	0.25	\$15,000	\$262,500
Henry	65	0.25	\$15,000	\$243,750
Newton	60	0.25	\$15,000	\$225,000
Spalding	55	0.25	\$15,000	\$206,250

Pine Straw

Farm Gate Value 2005

Rank	County	Acres	\$/Acre	Farm Gate Value	Rank	County	Acres	\$/Acre	Farm Gate Value
7	Appling	20,000	\$60	\$1,200,000	36	Elbert	600	\$60	\$36,000
25	Atkinson	2,500	\$60	\$150,000	7	Emanuel	20,000	\$60	\$1,200,000
30	Bacon	1,200	\$60	\$72,000	28	Evans	1,500	\$60	\$90,000
33	Baker	900	\$60	\$54,000	-	Fannin			\$0
-	Baldwin			\$0	51	Fayette	10	\$60	\$600
37	Banks	500	\$60	\$30,000	39	Floyd	400	\$60	\$24,000
46	Barrow	75	\$60	\$4,500	-	Forsyth			\$0
-	Bartow			\$0	-	Franklin			\$0
7	Ben Hill	20,000	\$60	\$1,200,000	-	Fulton			\$0
31	Berrien	980	\$60	\$58,800	-	Gilmer			\$0
-	Bibb			\$0	39	Glascocock	400	\$60	\$24,000
11	Bleckley	10,000	\$60	\$600,000	-	Glynn			\$0
28	Brantley	1,500	\$60	\$90,000	-	Gordon			\$0
10	Brooks	12,000	\$60	\$720,000	30	Grady	1,200	\$60	\$72,000
41	Bryan	320	\$60	\$19,200	-	Greene			\$0
14	Bulloch	8,000	\$60	\$480,000	-	Gwinnett			\$0
7	Burke	20,000	\$60	\$1,200,000	-	Habersham			\$0
49	Butts	20	\$60	\$1,200	50	Hall	12	\$80	\$960
15	Calhoun	7,500	\$60	\$450,000	26	Hancock	2,000	\$60	\$120,000
-	Camden			\$0	-	Haralson			\$0
17	Candler	7,000	\$60	\$420,000	26	Harris	2,000	\$60	\$120,000
39	Carroll	400	\$60	\$24,000	39	Hart	400	\$60	\$24,000
47	Catoosa	50	\$60	\$3,000	-	Heard			\$0
28	Charlton	1,500	\$60	\$90,000	-	Henry			\$0
-	Chatham			\$0	34	Houston	800	\$60	\$48,000
-	Chattahoochee			\$0	19	Irwin	5,200	\$60	\$312,000
-	Chattooga			\$0	-	Jackson			\$0
-	Cherokee			\$0	45	Jasper	100	\$60	\$6,000
-	Clarke			\$0	4	Jeff Davis	45,000	\$60	\$2,700,000
-	Clay			\$0	20	Jefferson	3,922	\$75	\$294,150
-	Clayton			\$0	7	Jenkins	20,000	\$60	\$1,200,000
26	Clinch	2,000	\$60	\$120,000	6	Johnson	22,028	\$60	\$1,321,680
-	Cobb			\$0	-	Jones			\$0
14	Coffee	8,000	\$60	\$480,000	25	Lamar	2,500	\$60	\$150,000
8	Colquitt	18,000	\$60	\$1,080,000	35	Lanier	750	\$60	\$45,000
35	Columbia	750	\$60	\$45,000	1	Laurens	55,000	\$60	\$3,300,000
37	Cook	500	\$60	\$30,000	30	Lee	1,200	\$60	\$72,000
-	Coweta			\$0	44	Liberty	200	\$60	\$12,000
35	Crawford	750	\$60	\$45,000	-	Lincoln			\$0
24	Crisp	3,000	\$60	\$180,000	43	Long	280	\$60	\$16,800
-	Dade			\$0	14	Lowndes	8,000	\$60	\$480,000
-	Dawson			\$0	-	Lumpkin			\$0
23	Decatur	3,500	\$60	\$210,000	37	Macon	500	\$60	\$30,000
-	DeKalb			\$0	39	Madison	400	\$60	\$24,000
5	Dodge	40,000	\$60	\$2,400,000	21	Marion	4,500	\$60	\$270,000
36	Dooly	600	\$60	\$36,000	-	McDuffie			\$0
32	Dougherty	929	\$60	\$55,740	-	McIntosh			\$0
-	Douglas			\$0	25	Meriwether	2,500	\$60	\$150,000
42	Early	300	\$60	\$18,000	-	Miller			\$0
44	Echols	200	\$60	\$12,000	25	Mitchell	2,500	\$60	\$150,000
42	Effingham	300	\$60	\$18,000	-	Monroe			\$0

Pine Straw

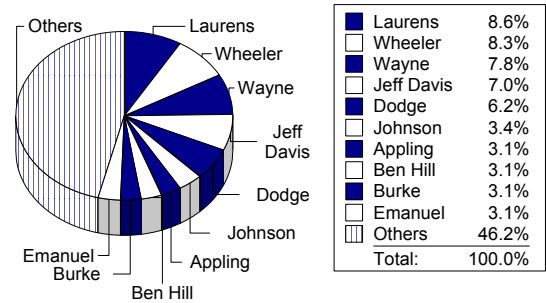
Farm Gate Value 2005

Rank	County	Acres	\$/Acre	Farm Gate Value
13	Montgomery	9,550	\$60	\$573,000
-	Morgan			\$0
-	Murray			\$0
-	Muscogee			\$0
-	Newton			\$0
40	Oconee	350	\$60	\$21,000
-	Oglethorpe			\$0
-	Paulding			\$0
-	Peach			\$0
-	Pickens			\$0
14	Pierce	8,000	\$60	\$480,000
26	Pike	2,000	\$60	\$120,000
-	Polk			\$0
23	Pulaski	3,500	\$60	\$210,000
-	Putnam			\$0
-	Quitman			\$0
-	Rabun			\$0
39	Randolph	400	\$60	\$24,000
-	Richmond			\$0
-	Rockdale			\$0
48	Schley	40	\$60	\$2,400
37	Screven	500	\$60	\$30,000
19	Seminole	5,200	\$60	\$312,000
-	Spalding			\$0
-	Stephens			\$0
-	Stewart			\$0
-	Sumter			\$0
22	Talbot	4,000	\$60	\$240,000
-	Taliaferro			\$0
14	Tattnall	8,000	\$60	\$480,000
27	Taylor	1,900	\$60	\$114,000
24	Telfair	3,000	\$60	\$180,000
36	Terrell	600	\$60	\$36,000
27	Thomas	1,900	\$60	\$114,000
26	Tift	2,000	\$60	\$120,000
12	Toombs	9,950	\$60	\$597,000
-	Towns			\$0
9	Treutlen	12,800	\$60	\$768,000
25	Troup	2,500	\$60	\$150,000
18	Turner	6,500	\$60	\$390,000
38	Twiggs	600	\$45	\$27,000
-	Union			\$0
22	Upson	4,000	\$60	\$240,000
-	Walker			\$0
45	Walton	100	\$60	\$6,000
24	Ware	3,000	\$60	\$180,000
24	Warren	3,000	\$60	\$180,000
8	Washington	18,000	\$60	\$1,080,000
3	Wayne	50,000	\$60	\$3,000,000
37	Webster	500	\$60	\$30,000
2	Wheeler	25,600	\$125	\$3,200,000

Rank	County	Acres	\$/Acre	Farm Gate Value
-	White			\$0
-	Whitfield			\$0
16	Wilcox	7,200	\$60	\$432,000
-	Wilkes			\$0
29	Wilkinson	1,450	\$60	\$87,000
7	Worth	20,000	\$60	\$1,200,000
2005 Totals				\$38,513,030

Percent of Forestry Products 5.98%

Top Ten Counties For Pine Straw



Top Ten Counties Pine Straw

County	Acres	\$/Acre	Farm Gate Value
Laurens	55,000	\$60	\$3,300,000
Wheeler	25,600	\$125	\$3,200,000
Wayne	50,000	\$60	\$3,000,000
Jeff Davis	45,000	\$60	\$2,700,000
Dodge	40,000	\$60	\$2,400,000
Johnson	22,028	\$60	\$1,321,680
Appling	20,000	\$60	\$1,200,000
Ben Hill	20,000	\$60	\$1,200,000
Burke	20,000	\$60	\$1,200,000
Emanuel	20,000	\$60	\$1,200,000

Timber

Farm Gate Value 2005

Rank	County	Farm Gate Value	Rank	County	Farm Gate Value
15	Appling	\$9,813,975	71	Elbert	\$3,068,193
37	Atkinson	\$5,747,715	10	Emanuel	\$10,286,223
135	Bacon	\$172,750	80	Evans	\$2,530,245
87	Baker	\$2,206,848	143	Fannin	\$81,326
64	Baldwin	\$3,582,535	123	Fayette	\$544,831
117	Banks	\$682,392	85	Floyd	\$2,446,765
144	Barrow	\$70,000	140	Forsyth	\$112,428
66	Bartow	\$3,452,500	139	Franklin	\$118,048
69	Ben Hill	\$3,138,941	-	Fulton	\$0
36	Berrien	\$5,910,620	115	Gilmer	\$783,949
121	Bibb	\$573,355	108	Glascocock	\$957,120
67	Bleckley	\$3,427,622	23	Glynn	\$7,877,872
8	Brantley	\$10,630,098	124	Gordon	\$542,510
30	Brooks	\$6,855,303	73	Grady	\$2,821,678
125	Bryan	\$489,000	16	Greene	\$9,291,537
24	Bulloch	\$7,838,816	-	Gwinnett	\$0
14	Burke	\$9,832,591	112	Habersham	\$836,663
83	Butts	\$2,500,000	142	Hall	\$87,500
96	Calhoun	\$1,778,497	5	Hancock	\$12,080,504
52	Camden	\$4,263,040	86	Haralson	\$2,402,041
95	Candler	\$1,800,650	68	Harris	\$3,217,690
60	Carroll	\$4,000,000	129	Hart	\$412,000
130	Catoosa	\$375,000	78	Heard	\$2,708,092
9	Charlton	\$10,386,378	126	Henry	\$480,523
-	Chatham	\$0	55	Houston	\$4,200,000
132	Chattahoochee	\$280,186	50	Irwin	\$4,401,304
97	Chattooga	\$1,676,722	119	Jackson	\$606,053
101	Cherokee	\$1,260,155	61	Jasper	\$3,906,674
114	Clarke	\$810,000	39	Jeff Davis	\$5,603,769
102	Clay	\$1,129,607	47	Jefferson	\$4,703,026
-	Clayton	\$0	65	Jenkins	\$3,500,000
2	Clinch	\$15,446,600	12	Johnson	\$10,081,773
145	Cobb	\$40,000	21	Jones	\$8,062,515
22	Coffee	\$7,900,000	92	Lamar	\$1,949,344
59	Colquitt	\$4,073,240	44	Lanier	\$4,853,317
32	Columbia	\$6,738,789	7	Laurens	\$10,805,627
100	Cook	\$1,262,971	94	Lee	\$1,860,561
-	Coweta	\$0	58	Liberty	\$4,115,564
79	Crawford	\$2,564,000	54	Lincoln	\$4,206,224
81	Crisp	\$2,514,775	33	Long	\$6,565,289
128	Dade	\$449,300	29	Lowndes	\$7,000,000
118	Dawson	\$667,859	137	Lumpkin	\$148,508
25	Decatur	\$7,822,801	98	Macon	\$1,555,466
-	DeKalb	\$0	131	Madison	\$358,475
106	Dodge	\$1,043,665	43	Marion	\$5,001,661
93	Dooly	\$1,900,981	75	McDuffie	\$2,799,929
90	Dougherty	\$2,000,000	42	McIntosh	\$5,212,535
141	Douglas	\$101,924	40	Meriwether	\$5,439,884
38	Early	\$5,620,792	111	Miller	\$850,000
13	Echols	\$10,000,000	46	Mitchell	\$4,748,254
18	Effingham	\$8,838,145	20	Monroe	\$8,089,799

Timber

Farm Gate Value 2005

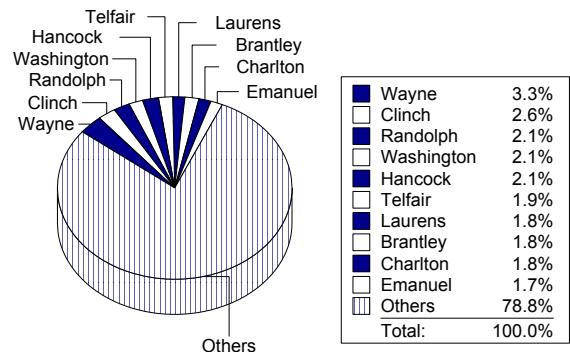
Rank	County	Farm Gate Value
136	Montgomery	\$152,390
48	Morgan	\$4,636,609
90	Murray	\$2,000,000
-	Muscogee	\$0
109	Newton	\$952,591
138	Oconee	\$125,365
17	Oglethorpe	\$9,108,810
103	Paulding	\$1,119,240
133	Peach	\$245,946
105	Pickens	\$1,056,526
51	Pierce	\$4,275,000
110	Pike	\$925,059
122	Polk	\$560,000
84	Pulaski	\$2,454,418
63	Putnam	\$3,634,898
99	Quitman	\$1,523,785
-	Rabun	\$0
3	Randolph	\$12,444,708
91	Richmond	\$1,981,000
127	Rockdale	\$457,677
88	Schley	\$2,196,340
26	Screven	\$7,821,159
120	Seminole	\$576,918
113	Spalding	\$813,817
147	Stephens	\$10,978
35	Stewart	\$6,237,340
57	Sumter	\$4,165,028
82	Talbot	\$2,512,359
45	Taliaferro	\$4,831,244
27	Tattnall	\$7,667,499
62	Taylor	\$3,734,821
6	Telfair	\$11,275,300
74	Terrell	\$2,809,546
31	Thomas	\$6,754,000
89	Tift	\$2,102,275
77	Toombs	\$2,750,061
146	Towns	\$24,000
49	Treutlen	\$4,523,090
41	Troup	\$5,228,481
83	Turner	\$2,500,000
70	Twiggs	\$3,069,912
-	Union	\$0
76	Upson	\$2,791,589
116	Walker	\$753,214
104	Walton	\$1,112,741
13	Ware	\$10,000,000
19	Warren	\$8,577,292
4	Washington	\$12,205,173
1	Wayne	\$19,252,000
72	Webster	\$2,868,336
56	Wheeler	\$4,170,667

Rank	County	Farm Gate Value
134	White	\$200,000
107	Whitfield	\$1,024,453
28	Wilcox	\$7,065,186
11	Wilkes	\$10,093,994
34	Wilkinson	\$6,524,959
53	Worth	\$4,257,774

2005 Totals **\$588,139,996**

Percent of Forestry Products **91.38%**

Top Ten Counties For Timber



Top Ten Counties Timber

County	Farm Gate Value
Wayne	\$19,252,000
Clinch	\$15,446,600
Randolph	\$12,444,708
Washington	\$12,205,173
Hancock	\$12,080,504
Telfair	\$11,275,300
Laurens	\$10,805,627
Brantley	\$10,630,098
Charlton	\$10,386,378
Emanuel	\$10,286,223

Miscellaneous Forestry

Farm Gate Value 2005

County	Farm Gate Value	County	Farm Gate Value
Appling		Echols	
Atkinson		Effingham	
Bacon		Elbert	
Baker		Emanuel	\$1,507,000
Baldwin		Evans	
Banks		Fannin	
Barrow		Fayette	
Bartow		Floyd	
Ben Hill		Forsyth	
Berrien		Franklin	
Bibb		Fulton	
Bleckley		Gilmer	
Brantley		Glascocock	
Brooks		Glynn	
Bryan		Gordon	
Bulloch	\$2,080,000	Grady	
Burke		Greene	
Butts		Gwinnett	
Calhoun		Habersham	
Camden		Hall	
Candler		Hancock	
Carroll		Haralson	
Catoosa		Harris	
Charlton		Hart	
Chatham		Heard	
Chattahoochee		Henry	
Chattooga		Houston	
Cherokee		Irwin	
Clarke		Jackson	
Clay		Jasper	
Clayton		Jeff Davis	
Clinch		Jefferson	
Cobb		Jenkins	
Coffee		Johnson	
Colquitt	\$1,652,173	Jones	
Columbia		Lamar	
Cook		Lanier	\$150,000
Coweta		Laurens	\$600,000
Crawford		Lee	
Crisp		Liberty	
Dade		Lincoln	
Dawson		Long	
Decatur		Lowndes	
DeKalb		Lumpkin	
Dodge		Macon	
Dooly		Madison	\$37,500
Dougherty		Marion	\$473,855
Douglas		McDuffie	
Early		McIntosh	

Miscellaneous Forestry

Farm Gate Value 2005

County	Farm Gate Value	County	Farm Gate Value
Meriwether		Ware	
Miller		Warren	
Mitchell		Washington	\$60,000
Monroe		Wayne	
Montgomery		Webster	
Morgan		Wheeler	\$47,450
Murray		White	
Muscogee		Whitfield	
Newton	\$10,000	Wilcox	
Oconee		Wilkes	
Oglethorpe		Wilkinson	
Paulding		Worth	
Peach			
Pickens	\$30,000	2005 Totals	\$7,817,977
Pierce		Percent of Forestry Products	1.21%
Pike			
Polk			
Pulaski			
Putnam			
Quitman			
Rabun			
Randolph			
Richmond			
Rockdale			
Schley			
Screven			
Seminole			
Spalding			
Stephens			
Stewart			
Sumter			
Talbot			
Taliaferro			
Tattnall			
Taylor			
Telfair			
Terrell			
Thomas			
Tift	\$1,170,000		
Toombs			
Towns			
Treutlen			
Troup			
Turner			
Twiggs			
Union			
Upson			
Walker			
Walton			

Total Forestry and Products Value, 2005

Rank	County	Farm Gate Value	Rank	County	Farm Gate Value	Rank	County	Farm Gate Value
11	Appling	\$11,051,475	86	Evans	\$2,620,245	107	Newton	\$1,187,591
41	Atkinson	\$5,897,715	150	Fannin	\$81,326	135	Oconee	\$427,615
140	Bacon	\$244,750	111	Fayette	\$1,107,931	19	Oglethorpe	\$9,165,060
92	Baker	\$2,260,848	90	Floyd	\$2,545,765	108	Paulding	\$1,137,990
67	Baldwin	\$3,713,785	144	Forsyth	\$142,428	137	Peach	\$339,696
124	Banks	\$712,392	146	Franklin	\$125,548	113	Pickens	\$1,094,026
148	Barrow	\$112,000	151	Fulton	\$75,000	54	Pierce	\$4,755,000
70	Bartow	\$3,527,500	120	Gilmer	\$858,949	112	Pike	\$1,101,309
57	Ben Hill	\$4,338,941	117	Glascocock	\$981,120	127	Polk	\$578,750
40	Berrien	\$6,006,920	28	Glynn	\$7,877,872	85	Pulaski	\$2,664,418
128	Bibb	\$573,355	130	Gordon	\$542,510	68	Putnam	\$3,634,898
65	Bleckley	\$4,027,622	77	Grady	\$2,949,928	98	Quitman	\$2,127,535
12	Brantley	\$10,720,098	18	Greene	\$9,291,537	142	Rabun	\$187,500
31	Brooks	\$7,575,303	139	Gwinnett	\$262,500	6	Randolph	\$12,468,708
131	Bryan	\$508,200	116	Habersham	\$986,663	97	Richmond	\$2,131,000
14	Bulloch	\$10,436,316	145	Hall	\$140,960	132	Rockdale	\$495,177
10	Burke	\$11,077,591	7	Hancock	\$12,388,004	95	Schley	\$2,202,490
88	Butts	\$2,576,200	89	Haralson	\$2,552,041	29	Screven	\$7,869,909
91	Calhoun	\$2,265,997	69	Harris	\$3,618,940	118	Seminole	\$926,418
59	Camden	\$4,263,040	129	Hart	\$571,000	114	Spalding	\$1,020,067
93	Candler	\$2,220,650	84	Heard	\$2,708,092	157	Stephens	\$10,978
64	Carroll	\$4,099,000	123	Henry	\$724,273	39	Stewart	\$6,237,340
136	Catoosa	\$383,625	60	Houston	\$4,259,250	63	Sumter	\$4,165,028
13	Charlton	\$10,476,378	55	Irwin	\$4,750,804	82	Talbot	\$2,752,359
-	Chatham	\$0	125	Jackson	\$699,803	53	Taliaferro	\$4,831,244
138	Chattahoochee	\$280,186	58	Jasper	\$4,287,674	25	Tattnall	\$8,147,499
102	Chattooga	\$1,732,972	23	Jeff Davis	\$8,303,769	66	Taylor	\$3,848,821
104	Cherokee	\$1,372,655	50	Jefferson	\$5,049,676	8	Telfair	\$11,492,800
115	Clarke	\$997,500	56	Jenkins	\$4,700,000	80	Terrell	\$2,845,546
110	Clay	\$1,129,607	9	Johnson	\$11,403,453	34	Thomas	\$6,973,000
156	Clayton	\$18,750	27	Jones	\$8,062,515	71	Tift	\$3,486,025
2	Clinch	\$15,566,600	96	Lamar	\$2,166,844	73	Toombs	\$3,347,061
149	Cobb	\$96,250	51	Lanier	\$5,048,317	154	Towns	\$24,000
22	Coffee	\$8,391,250	3	Laurens	\$14,829,377	47	Treutlen	\$5,403,590
35	Colquitt	\$6,824,163	100	Lee	\$1,951,311	46	Troup	\$5,415,981
36	Columbia	\$6,783,789	61	Liberty	\$4,240,064	79	Turner	\$2,890,000
105	Cook	\$1,330,471	62	Lincoln	\$4,206,224	76	Twiggs	\$3,096,912
153	Coweta	\$30,000	38	Long	\$6,582,089	152	Union	\$37,500
87	Crawford	\$2,612,750	30	Lowndes	\$7,667,500	74	Upson	\$3,106,589
83	Crisp	\$2,732,275	143	Lumpkin	\$174,758	119	Walker	\$903,214
134	Dade	\$449,300	103	Macon	\$1,585,466	109	Walton	\$1,137,491
126	Dawson	\$682,859	133	Madison	\$457,475	15	Ware	\$10,180,000
26	Decatur	\$8,077,801	42	Marion	\$5,745,516	21	Warren	\$8,802,292
-	DeKalb	\$0	81	McDuffie	\$2,799,929	4	Washington	\$13,345,173
72	Dodge	\$3,454,915	49	McIntosh	\$5,306,285	1	Wayne	\$22,259,500
101	Dooly	\$1,936,981	44	Meriwether	\$5,627,384	78	Webster	\$2,898,336
94	Dougherty	\$2,205,740	121	Miller	\$850,000	33	Wheeler	\$7,429,367
147	Douglas	\$120,674	52	Mitchell	\$4,917,004	141	White	\$200,000
43	Early	\$5,657,542	24	Monroe	\$8,277,299	106	Whitfield	\$1,211,953
17	Echols	\$10,012,000	122	Montgomery	\$725,390	32	Wilcox	\$7,549,686
20	Effingham	\$8,987,395	48	Morgan	\$5,311,609	16	Wilkes	\$10,101,494
75	Elbert	\$3,104,193	99	Murray	\$2,056,250	37	Wilkinson	\$6,668,209
5	Emanuel	\$12,993,223	155	Muscogee	\$18,750	45	Worth	\$5,457,774
							GEORGIA	\$643,637,878

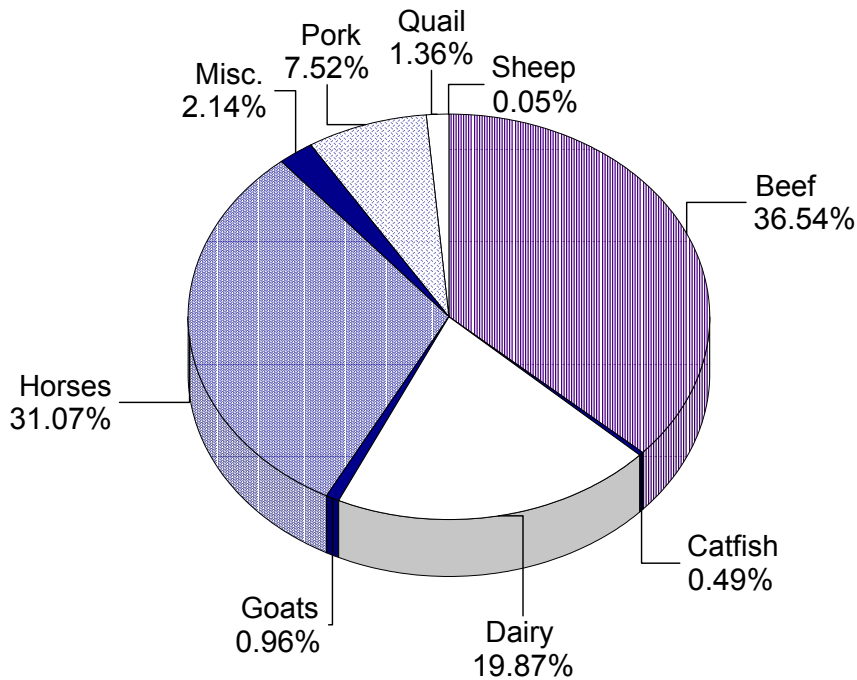
2005 Georgia Farm Gate Value

-Livestock and Aquaculture-

\$ 1,298,720,214

Livestock and Aquaculture

2005 Farm Gate Value



Beef Cattle Finished Outside County

Farm Gate Value 2005

Rank	County	No. Head	Prod./ Head	\$/ Lb	Farm Gate Value	Rank	County	No. Head	Prod./ Head	\$/ Lb	Farm Gate Value
-	Appling				\$0	-	Emanuel				\$0
-	Atkinson				\$0	42	Evans	5	500	\$0.86	\$2,150
3	Bacon	3,300	500	\$0.86	\$1,419,000	-	Fannin				\$0
33	Baker	50	500	\$0.86	\$21,500	30	Fayette	100	500	\$0.86	\$43,000
23	Baldwin	300	500	\$0.86	\$129,000	25	Floyd	250	500	\$0.86	\$107,500
20	Banks	400	500	\$0.86	\$172,000	-	Forsyth				\$0
-	Barrow				\$0	-	Franklin				\$0
7	Bartow	1,500	500	\$0.86	\$645,000	-	Fulton				\$0
-	Ben Hill				\$0	-	Gilmer				\$0
19	Berrien	423	500	\$0.86	\$181,890	-	Glascock				\$0
-	Bibb				\$0	-	Glynn				\$0
12	Bleckley	750	500	\$0.86	\$322,500	22	Gordon	320	500	\$0.86	\$137,600
-	Brantley				\$0	-	Grady				\$0
-	Brooks				\$0	28	Greene	150	500	\$0.86	\$64,500
-	Bryan				\$0	-	Gwinnett				\$0
15	Bulloch	500	500	\$0.86	\$215,000	28	Habersham	150	500	\$0.86	\$64,500
41	Burke	10	500	\$0.86	\$4,300	13	Hall	700	500	\$0.86	\$301,000
24	Butts	275	500	\$0.86	\$118,250	10	Hancock	1,000	500	\$0.86	\$430,000
14	Calhoun	600	500	\$0.86	\$258,000	25	Haralson	250	500	\$0.86	\$107,500
-	Camden				\$0	26	Harris	220	500	\$0.86	\$94,600
-	Candler				\$0	21	Hart	335	500	\$0.86	\$144,050
2	Carroll	3,500	500	\$0.86	\$1,505,000	27	Heard	200	500	\$0.86	\$86,000
-	Catoosa				\$0	-	Henry				\$0
-	Charlton				\$0	12	Houston	750	500	\$0.86	\$322,500
-	Chatham				\$0	31	Irwin	75	500	\$0.86	\$32,250
-	Chattahoochee				\$0	23	Jackson	300	500	\$0.86	\$129,000
14	Chattooga	600	500	\$0.86	\$258,000	10	Jasper	1,000	500	\$0.86	\$430,000
-	Cherokee				\$0	-	Jeff Davis				\$0
15	Clarke	500	500	\$0.86	\$215,000	11	Jefferson	800	500	\$0.86	\$344,000
-	Clay				\$0	-	Jenkins				\$0
-	Clayton				\$0	-	Johnson				\$0
-	Clinch				\$0	39	Jones	20	500	\$0.86	\$8,600
-	Cobb				\$0	18	Lamar	450	500	\$0.86	\$193,500
33	Coffee	50	500	\$0.86	\$21,500	-	Lanier				\$0
35	Colquitt	34	500	\$0.86	\$14,620	-	Laurens				\$0
-	Columbia				\$0	-	Lee				\$0
33	Cook	50	500	\$0.86	\$21,500	-	Liberty				\$0
39	Coweta	20	500	\$0.86	\$8,600	-	Lincoln				\$0
-	Crawford				\$0	-	Long				\$0
18	Crisp	450	500	\$0.86	\$193,500	-	Lowndes				\$0
-	Dade				\$0	39	Lumpkin	20	500	\$0.86	\$8,600
28	Dawson	150	500	\$0.86	\$64,500	-	Macon				\$0
-	Decatur				\$0	9	Madison	625	600	\$1.15	\$431,250
-	DeKalb				\$0	15	Marion	500	500	\$0.86	\$215,000
29	Dodge	125	500	\$0.86	\$53,750	30	McDuffie	100	500	\$0.86	\$43,000
-	Dooly				\$0	-	McIntosh				\$0
-	Dougherty				\$0	6	Meriwether	2,000	500	\$0.86	\$860,000
-	Douglas				\$0	10	Miller	1,000	500	\$0.86	\$430,000
22	Early	320	500	\$0.86	\$137,600	5	Mitchell	2,500	500	\$0.86	\$1,075,000
-	Echols				\$0	-	Monroe				\$0
10	Effingham	1,000	500	\$0.86	\$430,000	38	Montgomery	22	500	\$0.86	\$9,460
-	Elbert				\$0	-	Morgan				\$0

Beef Cattle Finished Outside County

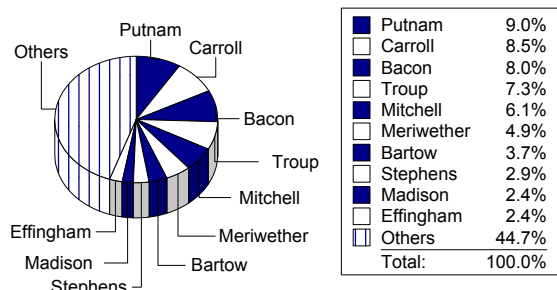
Farm Gate Value 2005

Rank	County	No. Head	Prod./ Head	\$/ Lb	Farm Gate Value
36	Murray	30	500	\$0.86	\$12,900
-	Muscogee				\$0
10	Newton	1,000	500	\$0.86	\$430,000
34	Oconee	45	500	\$0.86	\$19,350
30	Oglethorpe	100	500	\$0.86	\$43,000
-	Paulding				\$0
-	Peach				\$0
33	Pickens	50	500	\$0.86	\$21,500
-	Pierce				\$0
23	Pike	300	500	\$0.86	\$129,000
30	Polk	100	500	\$0.86	\$43,000
-	Pulaski				\$0
1	Putnam	3,700	500	\$0.86	\$1,591,000
-	Quitman				\$0
-	Rabun				\$0
-	Randolph				\$0
-	Richmond				\$0
10	Rockdale	1,000	500	\$0.86	\$430,000
30	Schley	100	500	\$0.86	\$43,000
-	Screven				\$0
-	Seminole				\$0
-	Spalding				\$0
8	Stephens	1,200	500	\$0.86	\$516,000
-	Stewart				\$0
-	Sumter				\$0
-	Talbot				\$0
-	Taliaferro				\$0
27	Tattnall	200	500	\$0.86	\$86,000
-	Taylor				\$0
-	Telfair				\$0
-	Terrell				\$0
17	Thomas	465	500	\$0.86	\$199,950
37	Tift	25	500	\$0.86	\$10,750
-	Toombs				\$0
-	Towns				\$0
-	Treutlen				\$0
4	Troup	3,000	500	\$0.86	\$1,290,000
-	Turner				\$0
-	Twiggs				\$0
39	Union	20	500	\$0.86	\$8,600
-	Upson				\$0
-	Walker				\$0
-	Walton				\$0
-	Ware				\$0
16	Warren	480	500	\$0.86	\$206,400
-	Washington				\$0
-	Wayne				\$0
-	Webster				\$0
-	Wheeler				\$0
-	White				\$0
-	Whitfield				\$0
41	Wilcox	10	500	\$0.86	\$4,300

Rank	County	No. Head	Prod./ Head	\$/ Lb	Farm Gate Value
32	Wilkes	60	500	\$0.86	\$25,800
-	Wilkinson				\$0
40	Worth	15	500	\$0.86	\$6,450
2005Totals		40,649			\$17,641,570

Percent of Livestock / Aquaculture 1.36%

Top Ten Counties For Beef Cattle Finished Outside Co



Top Ten Counties Beef Cattle Finished Outside Co

County	# Head	Prod./ Head	\$/ Lb	Farm Gate Value
Putnam	3,700	500	\$0.86	\$1,591,000
Carroll	3,500	500	\$0.86	\$1,505,000
Bacon	3,300	500	\$0.86	\$1,419,000
Troup	3,000	500	\$0.86	\$1,290,000
Mitchell	2,500	500	\$0.86	\$1,075,000
Meriwether	2,000	500	\$0.86	\$860,000
Bartow	1,500	500	\$0.86	\$645,000
Stephens	1,200	500	\$0.86	\$516,000
Madison	625	600	\$1.15	\$431,250
Effingham	1,000	500	\$0.86	\$430,000

Beef Cows

Farm Gate Value 2005

Rank	County	No. Head	Prod./ Head	\$/ Lb	Farm Gate Value	Rank	County	No. Head	Prod./ Head	\$/ Lb	Farm Gate Value
54	Appling	4,700	373.5	\$1.16	\$2,036,322	24	Emanuel	8,900	373.5	\$1.16	\$3,856,014
52	Atkinson	5,100	373.5	\$1.16	\$2,209,626	67	Evans	3,500	373.5	\$1.16	\$1,516,410
89	Bacon	1,000	373.5	\$1.16	\$433,260	82	Fannin	1,800	373.5	\$1.16	\$779,868
50	Baker	5,300	373.5	\$1.16	\$2,296,278	75	Fayette	2,500	373.5	\$1.16	\$1,083,150
36	Baldwin	7,050	373.5	\$1.16	\$3,054,483	29	Floyd	8,100	373.5	\$1.16	\$3,509,406
32	Banks	7,600	373.5	\$1.16	\$3,292,776	83	Forsyth	1,750	373.5	\$1.16	\$758,205
43	Barrow	6,500	332.0	\$1.20	\$2,589,600	6	Franklin	15,000	373.5	\$1.16	\$6,498,900
7	Bartow	14,000	373.5	\$1.16	\$6,065,640	68	Fulton	3,250	373.5	\$1.16	\$1,408,095
73	Ben Hill	2,900	373.5	\$1.16	\$1,256,454	47	Gilmer	5,600	373.5	\$1.16	\$2,426,256
8	Berrien	13,850	373.5	\$1.16	\$6,000,651	67	Glascok	3,500	373.5	\$1.16	\$1,516,410
91	Bibb	900	373.5	\$1.16	\$389,934	94	Glynn	580	373.5	\$1.16	\$251,291
56	Bleckley	4,500	373.5	\$1.16	\$1,949,670	12	Gordon	12,300	373.5	\$1.16	\$5,329,098
71	Brantley	3,100	373.5	\$1.16	\$1,343,106	28	Grady	8,200	373.5	\$1.16	\$3,552,732
13	Brooks	12,000	373.5	\$1.16	\$5,199,120	31	Greene	7,950	373.5	\$1.16	\$3,444,417
87	Bryan	1,300	373.5	\$1.16	\$563,238	65	Gwinnett	3,600	373.5	\$1.16	\$1,559,736
26	Bulloch	8,600	373.5	\$1.16	\$3,726,036	6	Habersham	15,000	373.5	\$1.16	\$6,498,900
25	Burke	8,800	373.5	\$1.16	\$3,812,688	19	Hall	10,000	373.5	\$1.16	\$4,332,600
82	Butts	1,800	373.5	\$1.16	\$779,868	85	Hancock	1,500	373.5	\$1.16	\$649,890
74	Calhoun	2,825	373.5	\$1.16	\$1,223,960	42	Haralson	6,000	373.5	\$1.16	\$2,599,560
97	Camden	225	373.5	\$1.16	\$97,484	77	Harris	2,100	415.0	\$1.16	\$1,010,940
42	Candler	6,000	373.5	\$1.16	\$2,599,560	9	Hart	13,400	373.5	\$1.16	\$5,805,684
1	Carroll	21,000	373.5	\$1.16	\$9,098,460	63	Heard	3,700	373.5	\$1.16	\$1,603,062
70	Catoosa	3,165	373.5	\$1.16	\$1,371,268	34	Henry	7,343	373.5	\$1.16	\$3,181,428
84	Charlton	1,600	373.5	\$1.16	\$693,216	56	Houston	4,500	373.5	\$1.16	\$1,949,670
95	Chatham	500	373.5	\$1.16	\$216,630	15	Irwin	11,000	373.5	\$1.16	\$4,765,860
100	Chattahoochee	50	373.5	\$1.16	\$21,663	4	Jackson	16,000	373.5	\$1.16	\$6,932,160
22	Chattooga	9,200	373.5	\$1.16	\$3,985,992	30	Jasper	8,000	373.5	\$1.16	\$3,466,080
67	Cherokee	3,500	373.5	\$1.16	\$1,516,410	39	Jeff Davis	6,500	373.5	\$1.16	\$2,816,190
81	Clarke	2,000	373.5	\$1.16	\$866,520	39	Jefferson	6,500	373.5	\$1.16	\$2,816,190
42	Clay	6,000	373.5	\$1.16	\$2,599,560	67	Jenkins	3,500	373.5	\$1.16	\$1,516,410
96	Clayton	250	373.5	\$1.16	\$108,315	50	Johnson	5,300	373.5	\$1.16	\$2,296,278
91	Clinch	900	373.5	\$1.16	\$389,934	49	Jones	5,500	373.5	\$1.16	\$2,382,930
-	Cobb				\$0	72	Lamar	3,000	373.5	\$1.16	\$1,299,780
17	Coffee	10,500	373.5	\$1.16	\$4,549,230	62	Lanier	3,800	373.5	\$1.16	\$1,646,388
10	Colquitt	13,150	373.5	\$1.16	\$5,697,369	55	Laurens	4,600	373.5	\$1.16	\$1,992,996
76	Columbia	2,400	373.5	\$1.16	\$1,039,824	53	Lee	5,000	373.5	\$1.16	\$2,166,300
44	Cook	5,900	373.5	\$1.16	\$2,556,234	92	Liberty	850	373.5	\$1.16	\$368,271
49	Coweta	5,500	373.5	\$1.16	\$2,382,930	59	Lincoln	4,200	373.5	\$1.16	\$1,819,692
86	Crawford	1,400	373.5	\$1.16	\$606,564	84	Long	1,600	373.5	\$1.16	\$693,216
61	Crisp	3,900	373.5	\$1.16	\$1,689,714	60	Lowndes	4,000	373.5	\$1.16	\$1,733,040
65	Dade	3,600	373.5	\$1.16	\$1,559,736	69	Lumpkin	3,188	373.5	\$1.16	\$1,381,233
65	Dawson	3,600	373.5	\$1.16	\$1,559,736	72	Macon	3,000	373.5	\$1.16	\$1,299,780
56	Decatur	4,500	373.5	\$1.16	\$1,949,670	5	Madison	15,600	373.5	\$1.16	\$6,758,856
-	DeKalb				\$0	64	Marion	3,695	373.5	\$1.16	\$1,600,896
20	Dodge	9,800	373.5	\$1.16	\$4,245,948	59	McDuffie	4,200	373.5	\$1.16	\$1,819,692
79	Dooly	2,200	373.5	\$1.16	\$953,172	98	McIntosh	150	373.5	\$1.16	\$64,989
79	Dougherty	2,200	373.5	\$1.16	\$953,172	23	Meriwether	9,000	373.5	\$1.16	\$3,899,340
88	Douglas	1,200	373.5	\$1.16	\$519,912	30	Miller	8,000	373.5	\$1.16	\$3,466,080
6	Early	15,000	373.5	\$1.16	\$6,498,900	14	Mitchell	11,500	373.5	\$1.16	\$4,982,490
85	Echols	1,500	373.5	\$1.16	\$649,890	63	Monroe	3,700	373.5	\$1.16	\$1,603,062
72	Effingham	3,000	373.5	\$1.16	\$1,299,780	80	Montgomery	2,100	373.5	\$1.16	\$909,846
38	Elbert	6,800	373.5	\$1.16	\$2,946,168	3	Morgan	18,000	373.5	\$1.16	\$7,798,680

Beef Cows

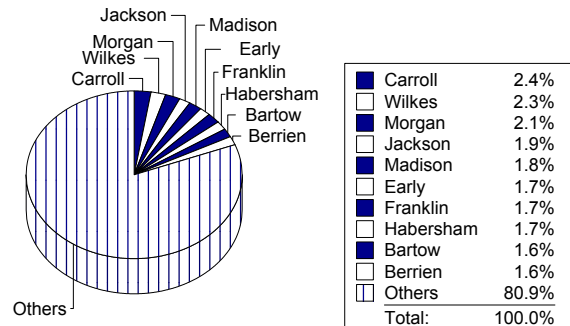
Farm Gate Value 2005

Rank	County	No. Head	Prod./ Head	\$/ Lb	Farm Gate Value
80	Murray	2,100	373.5	\$1.16	\$909,846
99	Muscogee	100	373.5	\$1.16	\$43,326
30	Newton	8,000	373.5	\$1.16	\$3,466,080
18	Oconee	10,250	373.5	\$1.16	\$4,440,915
27	Oglethorpe	8,500	373.5	\$1.16	\$3,682,710
72	Paulding	3,000	373.5	\$1.16	\$1,299,780
85	Peach	1,500	373.5	\$1.16	\$649,890
66	Pickens	3,550	373.5	\$1.16	\$1,538,073
72	Pierce	3,000	373.5	\$1.16	\$1,299,780
55	Pike	4,600	373.5	\$1.16	\$1,992,996
59	Polk	4,200	373.5	\$1.16	\$1,819,692
93	Pulaski	800	373.5	\$1.16	\$346,608
22	Putnam	9,200	373.5	\$1.16	\$3,985,992
85	Quitman	1,500	373.5	\$1.16	\$649,890
78	Rabun	2,300	373.5	\$1.16	\$996,498
76	Randolph	2,400	373.5	\$1.16	\$1,039,824
73	Richmond	2,900	373.5	\$1.16	\$1,256,454
-	Rockdale				\$0
89	Schley	1,000	373.5	\$1.16	\$433,260
45	Screven	5,800	373.5	\$1.16	\$2,512,908
62	Seminole	3,800	373.5	\$1.16	\$1,646,388
79	Spalding	2,200	373.5	\$1.16	\$953,172
63	Stephens	3,700	373.5	\$1.16	\$1,603,062
89	Stewart	1,000	373.5	\$1.16	\$433,260
72	Sumter	3,000	373.5	\$1.16	\$1,299,780
37	Talbot	6,300	415.0	\$1.16	\$3,032,820
-	Taliaferro				\$0
19	Tattnall	10,000	373.5	\$1.16	\$4,332,600
35	Taylor	7,200	373.5	\$1.16	\$3,119,472
33	Telfair	7,500	373.5	\$1.16	\$3,249,450
87	Terrell	1,300	373.5	\$1.16	\$563,238
11	Thomas	12,875	373.5	\$1.16	\$5,578,223
27	Tift	8,500	373.5	\$1.16	\$3,682,710
58	Toombs	4,280	373.5	\$1.16	\$1,854,353
46	Towns	5,700	373.5	\$1.16	\$2,469,582
78	Treutlen	2,300	373.5	\$1.16	\$996,498
39	Troup	6,500	373.5	\$1.16	\$2,816,190
23	Turner	9,000	373.5	\$1.16	\$3,899,340
71	Twiggs	3,100	373.5	\$1.16	\$1,343,106
60	Union	4,000	373.5	\$1.16	\$1,733,040
56	Upson	4,500	373.5	\$1.16	\$1,949,670
16	Walker	10,700	373.5	\$1.16	\$4,635,882
41	Walton	6,300	373.5	\$1.16	\$2,729,538
90	Ware	975	373.5	\$1.16	\$422,429
35	Warren	7,200	373.5	\$1.16	\$3,119,472
56	Washington	4,500	373.5	\$1.16	\$1,949,670
40	Wayne	4,800	498.0	\$1.16	\$2,772,864
72	Webster	3,000	373.5	\$1.16	\$1,299,780
48	Wheeler	4,550	453.2	\$1.16	\$2,391,990
51	White	5,200	373.5	\$1.16	\$2,252,952
33	Whitfield	7,500	373.5	\$1.16	\$3,249,450
57	Wilcox	4,400	373.5	\$1.16	\$1,906,344

Rank	County	No. Head	Prod./ Head	\$/ Lb	Farm Gate Value
2	Wilkes	20,000	373.5	\$1.16	\$8,665,200
91	Wilkinson	900	373.5	\$1.16	\$389,934
21	Worth	9,575	373.5	\$1.16	\$4,148,465
2005Totals		854,976			\$371,718,560

Percent of Livestock / Aquaculture 28.62%

Top Ten Counties For Beef Cows



Top Ten Counties Beef Cows

County	# Head	Prod./ Head	\$/ Lb	Farm Gate Value
Carroll	21,000	373.5	\$1.16	\$9,098,460
Wilkes	20,000	373.5	\$1.16	\$8,665,200
Morgan	18,000	373.5	\$1.16	\$7,798,680
Jackson	16,000	373.5	\$1.16	\$6,932,160
Madison	15,600	373.5	\$1.16	\$6,758,856
Early	15,000	373.5	\$1.16	\$6,498,900
Franklin	15,000	373.5	\$1.16	\$6,498,900
Habersham	15,000	373.5	\$1.16	\$6,498,900
Bartow	14,000	373.5	\$1.16	\$6,065,640
Berrien	13,850	373.5	\$1.16	\$6,000,651

Beef Stockers

Farm Gate Value 2005

Rank	County	No. Head	Prod./ Head	\$/ Lb	Farm Gate Value	Rank	County	No. Head	Prod./ Head	\$/ Lb	Farm Gate Value
47	Appling	500	300	\$0.99	\$148,500	36	Emanuel	1,250	300	\$0.99	\$371,250
30	Atkinson	2,400	300	\$0.99	\$712,800	31	Evans	2,000	300	\$0.99	\$594,000
-	Bacon				\$0	34	Fannin	1,600	300	\$0.99	\$475,200
12	Baker	5,000	300	\$0.99	\$1,485,000	29	Fayette	2,500	300	\$0.99	\$742,500
32	Baldwin	1,800	300	\$0.99	\$534,600	22	Floyd	3,100	300	\$0.99	\$920,700
13	Banks	4,500	300	\$0.99	\$1,336,500	46	Forsyth	600	300	\$0.99	\$178,200
53	Barrow	200	300	\$0.99	\$59,400	39	Franklin	1,000	300	\$0.99	\$297,000
4	Bartow	8,500	300	\$0.99	\$2,524,500	38	Fulton	1,100	300	\$0.99	\$326,700
29	Ben Hill	2,500	300	\$0.99	\$742,500	51	Gilmer	225	300	\$0.99	\$66,825
3	Berrien	9,233	300	\$0.99	\$2,742,201	35	Glascock	1,500	300	\$0.99	\$445,500
-	Bibb				\$0	-	Glynn				\$0
39	Bleckley	1,000	300	\$0.99	\$297,000	18	Gordon	3,860	300	\$0.99	\$1,146,420
-	Brantley				\$0	12	Grady	5,000	300	\$0.99	\$1,485,000
23	Brooks	3,000	300	\$0.99	\$891,000	48	Greene	400	300	\$0.99	\$118,800
-	Bryan				\$0	-	Gwinnett				\$0
42	Bulloch	800	300	\$0.99	\$237,600	44	Habersham	700	300	\$0.99	\$207,900
29	Burke	2,500	300	\$0.99	\$742,500	11	Hall	5,200	300	\$0.99	\$1,544,400
47	Butts	500	300	\$0.99	\$148,500	46	Hancock	600	300	\$0.99	\$178,200
21	Calhoun	3,200	300	\$0.99	\$950,400	42	Haralson	800	300	\$0.99	\$237,600
-	Camden				\$0	56	Harris	160	300	\$0.99	\$47,520
23	Candler	3,000	300	\$0.99	\$891,000	10	Hart	5,600	300	\$0.99	\$1,663,200
12	Carroll	5,000	300	\$0.99	\$1,485,000	35	Heard	1,500	300	\$0.99	\$445,500
-	Catoosa				\$0	45	Henry	675	300	\$0.99	\$200,475
58	Charlton	50	300	\$0.99	\$14,850	31	Houston	2,000	300	\$0.99	\$594,000
-	Chatham				\$0	12	Irwin	5,000	300	\$0.99	\$1,485,000
-	Chattahoochee				\$0	1	Jackson	14,000	300	\$0.99	\$4,158,000
17	Chattooga	4,000	300	\$0.99	\$1,188,000	31	Jasper	2,000	300	\$0.99	\$594,000
-	Cherokee				\$0	-	Jeff Davis				\$0
35	Clarke	1,500	300	\$0.99	\$445,500	48	Jefferson	400	300	\$0.99	\$118,800
40	Clay	900	300	\$0.99	\$267,300	35	Jenkins	1,500	300	\$0.99	\$445,500
49	Clayton	350	300	\$0.99	\$103,950	15	Johnson	4,200	300	\$0.99	\$1,247,400
50	Clinch	250	300	\$0.99	\$74,250	55	Jones	175	300	\$0.99	\$51,975
-	Cobb				\$0	29	Lamar	2,500	300	\$0.99	\$742,500
17	Coffee	4,000	300	\$0.99	\$1,188,000	47	Lanier	500	300	\$0.99	\$148,500
14	Colquitt	4,375	300	\$0.99	\$1,299,375	9	Laurens	5,800	300	\$0.99	\$1,722,600
47	Columbia	500	300	\$0.99	\$148,500	23	Lee	3,000	300	\$0.99	\$891,000
-	Cook				\$0	48	Liberty	400	300	\$0.99	\$118,800
39	Coweta	1,000	300	\$0.99	\$297,000	-	Lincoln				\$0
57	Crawford	75	300	\$0.99	\$22,275	44	Long	700	300	\$0.99	\$207,900
37	Crisp	1,200	300	\$0.99	\$356,400	29	Lowndes	2,500	300	\$0.99	\$742,500
47	Dade	500	300	\$0.99	\$148,500	53	Lumpkin	200	300	\$0.99	\$59,400
-	Dawson				\$0	50	Macon	250	300	\$0.99	\$74,250
46	Decatur	600	300	\$0.99	\$178,200	30	Madison	2,400	300	\$0.99	\$712,800
-	DeKalb				\$0	38	Marion	1,100	300	\$0.99	\$326,700
23	Dodge	3,000	300	\$0.99	\$891,000	43	McDuffie	750	300	\$0.99	\$222,750
42	Dooly	800	300	\$0.99	\$237,600	-	McIntosh				\$0
31	Dougherty	2,000	300	\$0.99	\$594,000	27	Meriwether	2,800	300	\$0.99	\$831,600
-	Douglas				\$0	29	Miller	2,500	300	\$0.99	\$742,500
27	Early	2,800	300	\$0.99	\$831,600	6	Mitchell	7,500	300	\$0.99	\$2,227,500
-	Echols				\$0	19	Monroe	3,600	300	\$0.99	\$1,069,200
50	Effingham	250	300	\$0.99	\$74,250	30	Montgomery	2,400	300	\$0.99	\$712,800
42	Elbert	800	300	\$0.99	\$237,600	41	Morgan	850	300	\$0.99	\$252,450

Beef Stockers

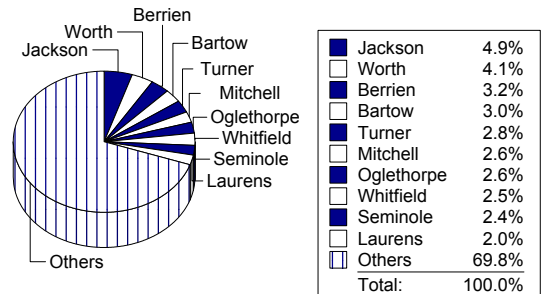
Farm Gate Value 2005

Rank	County	No. Head	Prod./ Head	\$/ Lb	Farm Gate Value
-	Murray				\$0
-	Muscogee				\$0
39	Newton	1,000	300	\$0.99	\$297,000
53	Oconee	200	300	\$0.99	\$59,400
6	Oglethorpe	7,500	300	\$0.99	\$2,227,500
-	Paulding				\$0
49	Peach	350	300	\$0.99	\$103,950
54	Pickens	180	300	\$0.99	\$53,460
-	Pierce				\$0
35	Pike	1,500	300	\$0.99	\$445,500
25	Polk	2,900	300	\$0.99	\$861,300
42	Pulaski	800	300	\$0.99	\$237,600
52	Putnam	220	300	\$0.99	\$65,340
46	Quitman	600	300	\$0.99	\$178,200
-	Rabun				\$0
24	Randolph	2,910	300	\$0.99	\$864,270
40	Richmond	900	300	\$0.99	\$267,300
-	Rockdale				\$0
57	Schley	75	300	\$0.99	\$22,275
23	Screven	3,000	300	\$0.99	\$891,000
8	Seminole	7,000	300	\$0.99	\$2,079,000
-	Spalding				\$0
16	Stephens	4,100	300	\$0.99	\$1,217,700
29	Stewart	2,500	300	\$0.99	\$742,500
29	Sumter	2,500	300	\$0.99	\$742,500
-	Talbot				\$0
-	Taliaferro				\$0
43	Tattnall	750	300	\$0.99	\$222,750
55	Taylor	175	300	\$0.99	\$51,975
39	Telfair	1,000	300	\$0.99	\$297,000
50	Terrell	250	300	\$0.99	\$74,250
26	Thomas	2,875	300	\$0.99	\$853,875
35	Tift	1,500	300	\$0.99	\$445,500
28	Toombs	2,700	300	\$0.99	\$801,900
-	Towns				\$0
33	Treutlen	1,650	300	\$0.99	\$490,050
39	Troup	1,000	300	\$0.99	\$297,000
5	Turner	8,000	300	\$0.99	\$2,376,000
-	Twiggs				\$0
-	Union				\$0
22	Upson	3,100	300	\$0.99	\$920,700
39	Walker	1,000	300	\$0.99	\$297,000
46	Walton	600	300	\$0.99	\$178,200
-	Ware				\$0
31	Warren	2,000	300	\$0.99	\$594,000
42	Washington	800	300	\$0.99	\$237,600
48	Wayne	400	300	\$0.99	\$118,800
13	Webster	4,500	300	\$0.99	\$1,336,500
20	Wheeler	2,980	345	\$0.99	\$1,017,819
54	White	180	300	\$0.99	\$53,460
7	Whitfield	7,200	300	\$0.99	\$2,138,400
37	Wilcox	1,200	300	\$0.99	\$356,400

Rank	County	No. Head	Prod./ Head	\$/ Lb	Farm Gate Value
40	Wilkes	900	300	\$0.99	\$267,300
47	Wilkinson	500	300	\$0.99	\$148,500
2	Worth	11,750	300	\$0.99	\$3,489,750
2005Totals		286,223			\$85,140,990

Percent of Livestock / Aquaculture 6.56%

Top Ten Counties For Beef Stockers



Top Ten Counties Beef Stockers

County	# Head	Prod./ Head	\$/ Lb	Farm Gate Value
Jackson	14,000	300	\$0.99	\$4,158,000
Worth	11,750	300	\$0.99	\$3,489,750
Berrien	9,233	300	\$0.99	\$2,742,201
Bartow	8,500	300	\$0.99	\$2,524,500
Turner	8,000	300	\$0.99	\$2,376,000
Mitchell	7,500	300	\$0.99	\$2,227,500
Oglethorpe	7,500	300	\$0.99	\$2,227,500
Whitfield	7,200	300	\$0.99	\$2,138,400
Seminole	7,000	300	\$0.99	\$2,079,000
Laurens	5,800	300	\$0.99	\$1,722,600

Catfish

Farm Gate Value 2005

Rank	County	Pond Acres	Lbs/ Acre	\$/ Lb	Farm Gate Value	Rank	County	Pond Acres	Lbs/ Acre	\$/ Lb	Farm Gate Value
-	Appling				\$0	-	Emanuel				\$0
40	Atkinson	2	3,000	\$1.00	\$6,000	-	Evans				\$0
-	Bacon				\$0	-	Fannin				\$0
4	Baker	100	5,000	\$1.00	\$500,000	3	Fayette	51	14,000	\$1.00	\$714,000
36	Baldwin	6	1,477	\$1.00	\$8,862	5	Floyd	100	4,300	\$1.00	\$430,000
-	Banks				\$0	-	Forsyth				\$0
-	Barrow				\$0	-	Franklin				\$0
-	Bartow				\$0	18	Fulton	22	2,150	\$1.00	\$47,300
-	Ben Hill				\$0	-	Gilmer				\$0
13	Berrien	25	3,150	\$1.00	\$78,750	-	Glascock				\$0
-	Bibb				\$0	-	Glynn				\$0
-	Bleckley				\$0	-	Gordon				\$0
-	Brantley				\$0	-	Grady				\$0
-	Brooks				\$0	-	Greene				\$0
-	Bryan				\$0	-	Gwinnett				\$0
27	Bulloch	17	1,000	\$1.00	\$17,000	-	Habersham				\$0
17	Burke	20	2,500	\$1.00	\$50,000	-	Hall				\$0
16	Butts	50	1,316	\$1.00	\$65,800	6	Hancock	200	1,500	\$1.00	\$300,000
-	Calhoun				\$0	-	Haralson				\$0
-	Camden				\$0	22	Harris	15	2,000	\$1.00	\$30,000
-	Candler				\$0	40	Hart	4	1,500	\$1.00	\$6,000
38	Carroll	5	1,477	\$1.00	\$7,385	-	Heard				\$0
-	Catoosa				\$0	-	Henry				\$0
-	Charlton				\$0	-	Houston				\$0
-	Chatham				\$0	15	Irwin	50	1,477	\$1.00	\$73,850
-	Chattahoochee				\$0	14	Jackson	35	2,200	\$1.00	\$77,000
-	Chattooga				\$0	11	Jasper	60	1,477	\$1.00	\$88,620
-	Cherokee				\$0	12	Jeff Davis	58	1,477	\$1.00	\$85,666
-	Clarke				\$0	1	Jefferson	446	3,400	\$1.00	\$1,516,400
-	Clay				\$0	26	Jenkins	10	2,000	\$1.00	\$20,000
-	Clayton				\$0	32	Johnson	17	1,176	\$0.70	\$13,994
-	Clinch				\$0	44	Jones	3	200	\$1.00	\$600
-	Cobb				\$0	31	Lamar	10	1,400	\$1.00	\$14,000
10	Coffee	23	4,000	\$1.00	\$92,000	17	Lanier	100	500	\$1.00	\$50,000
-	Colquitt				\$0	-	Laurens				\$0
-	Columbia				\$0	-	Lee				\$0
-	Cook				\$0	-	Liberty				\$0
31	Coweta	10	1,400	\$1.00	\$14,000	-	Lincoln				\$0
-	Crawford				\$0	43	Long	2	1,432	\$1.00	\$2,864
-	Crisp				\$0	-	Lowndes				\$0
-	Dade				\$0	-	Lumpkin				\$0
-	Dawson				\$0	-	Macon				\$0
9	Decatur	13	9,000	\$1.00	\$117,000	37	Madison	5	1,600	\$1.00	\$8,000
-	DeKalb				\$0	42	Marion	4	1,000	\$1.00	\$4,000
-	Dodge				\$0	-	McDuffie				\$0
-	Dooly				\$0	30	McIntosh	10	1,432	\$1.00	\$14,320
8	Dougherty	75	2,150	\$1.00	\$161,250	7	Meriwether	150	1,477	\$1.00	\$221,550
-	Douglas				\$0	-	Miller				\$0
-	Early				\$0	-	Mitchell				\$0
-	Echols				\$0	-	Monroe				\$0
-	Effingham				\$0	-	Montgomery				\$0
41	Elbert	10	500	\$1.00	\$5,000	-	Morgan				\$0

Catfish

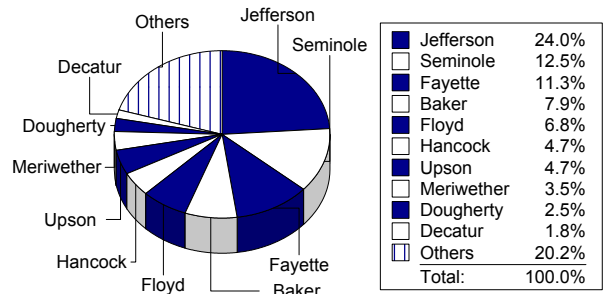
Farm Gate Value 2005

Rank	County	Pond Acres	Lbs/ Acre	\$/ Lb	Farm Gate Value
-	Murray				\$0
-	Muscogee				\$0
-	Newton				\$0
20	Oconee	35	1,325	\$1.00	\$46,375
-	Oglethorpe				\$0
31	Paulding	7	2,000	\$1.00	\$14,000
-	Peach				\$0
-	Pickens				\$0
-	Pierce				\$0
21	Pike	30	1,477	\$1.00	\$44,310
-	Polk				\$0
-	Pulaski				\$0
-	Putnam				\$0
-	Quitman				\$0
-	Rabun				\$0
-	Randolph				\$0
35	Richmond	5	2,000	\$1.00	\$10,000
-	Rockdale				\$0
-	Schley				\$0
33	Screven	8	1,477	\$1.00	\$11,816
2	Seminole	395	2,000	\$1.00	\$790,000
-	Spalding				\$0
-	Stephens				\$0
29	Stewart	10	1,500	\$1.00	\$15,000
-	Sumter				\$0
17	Talbot	50	1,000	\$1.00	\$50,000
-	Taliaferro				\$0
-	Tattnall				\$0
-	Taylor				\$0
-	Telfair				\$0
28	Terrell	8	2,000	\$1.00	\$16,000
25	Thomas	12	1,700	\$1.00	\$20,400
-	Tift				\$0
29	Toombs	5	3,000	\$1.00	\$15,000
-	Towns				\$0
-	Treutlen				\$0
29	Troup	10	1,500	\$1.00	\$15,000
-	Turner				\$0
-	Twiggs				\$0
-	Union				\$0
6	Upson	200	1,500	\$1.00	\$300,000
-	Walker				\$0
-	Walton				\$0
-	Ware				\$0
-	Warren				\$0
24	Washington	20	1,200	\$1.00	\$24,000
26	Wayne	8	2,500	\$1.00	\$20,000
-	Webster				\$0
19	Wheeler	31	1,000	\$1.50	\$46,500
-	White				\$0
23	Whitfield	20	1,432	\$1.00	\$28,640
-	Wilcox				\$0

Rank	County	Pond Acres	Lbs/ Acre	\$/ Lb	Farm Gate Value
-	Wilkes				\$0
39	Wilkinson	5	1,400	\$1.00	\$7,000
34	Worth	8	1,350	\$1.00	\$10,800
2005Totals		2,575			\$6,326,052

Percent of Livestock / Aquaculture 0.49%

Top Ten Counties For Catfish



Top Ten Counties Catfish

County	Pond Acres	Lbs/ Pond Acre	\$/ Lb	Farm Gate Value
Jefferson	446	3,400	\$1.00	\$1,516,400
Seminole	395	2,000	\$1.00	\$790,000
Fayette	51	14,000	\$1.00	\$714,000
Baker	100	5,000	\$1.00	\$500,000
Floyd	100	4,300	\$1.00	\$430,000
Hancock	200	1,500	\$1.00	\$300,000
Upson	200	1,500	\$1.00	\$300,000
Meriwether	150	1,477	\$1.00	\$221,550
Dougherty	75	2,150	\$1.00	\$161,250
Decatur	13	9,000	\$1.00	\$117,000

Dairy

Farm Gate Value 2005

Rank	County	No. Head	Prod./ Head	\$/ lb.	Farm Gate Value	Rank	County	No. Head	Prod./ Head	\$/ lb.	Farm Gate Value
6	Appling	4,200	17,000	\$0.18	\$13,080,480	-	Emanuel				\$0
-	Atkinson				\$0	-	Evans				\$0
16	Bacon	1,200	17,000	\$0.18	\$3,737,280	-	Fannin				\$0
-	Baker				\$0	-	Fayette				\$0
61	Baldwin	150	18,500	\$0.17	\$467,310	-	Floyd				\$0
-	Banks				\$0	-	Forsyth				\$0
-	Barrow				\$0	-	Franklin				\$0
66	Bartow	130	17,231	\$0.16	\$357,509	-	Fulton				\$0
-	Ben Hill				\$0	22	Gilmer	1,000	17,231	\$0.16	\$2,750,068
29	Berrien	1,100	10,875	\$0.18	\$2,191,530	-	Glascock				\$0
58	Bibb	200	17,028	\$0.16	\$543,534	-	Glynn				\$0
-	Bleckley				\$0	-	Gordon				\$0
-	Brantley				\$0	24	Grady	860	17,000	\$0.18	\$2,678,384
3	Brooks	6,500	16,500	\$0.18	\$19,648,200	9	Greene	2,800	16,500	\$0.17	\$7,780,080
-	Bryan				\$0	-	Gwinnett				\$0
-	Bulloch				\$0	-	Habersham				\$0
7	Burke	3,000	17,500	\$0.18	\$9,618,000	34	Hall	700	17,000	\$0.16	\$1,899,240
-	Butts				\$0	-	Hancock				\$0
-	Calhoun				\$0	-	Haralson				\$0
-	Camden				\$0	-	Harris				\$0
65	Candler	125	17,231	\$0.18	\$394,590	14	Hart	1,580	17,231	\$0.16	\$4,345,107
64	Carroll	150	17,231	\$0.16	\$412,510	-	Heard				\$0
-	Catoosa				\$0	-	Henry				\$0
-	Charlton				\$0	26	Houston	800	17,000	\$0.18	\$2,491,520
-	Chatham				\$0	-	Irwin				\$0
-	Chattahoochee				\$0	-	Jackson				\$0
70	Chattooga	100	14,000	\$0.16	\$223,440	52	Jasper	250	17,231	\$0.17	\$725,425
62	Cherokee	125	22,000	\$0.16	\$438,900	-	Jeff Davis				\$0
-	Clarke				\$0	17	Jefferson	1,155	18,300	\$0.17	\$3,559,387
-	Clay				\$0	11	Jenkins	2,200	16,000	\$0.18	\$6,448,640
-	Clayton				\$0	-	Johnson				\$0
-	Clinch				\$0	21	Jones	920	19,700	\$0.17	\$3,052,082
-	Cobb				\$0	36	Lamar	600	17,150	\$0.17	\$1,732,836
59	Coffee	200	14,000	\$0.18	\$512,960	-	Lanier				\$0
41	Colquitt	457	15,000	\$0.18	\$1,255,836	28	Laurens	600	22,125	\$0.18	\$2,431,980
-	Columbia				\$0	12	Lee	1,700	17,028	\$0.18	\$5,303,200
69	Cook	90	17,231	\$0.17	\$261,153	-	Liberty				\$0
45	Coweta	350	17,500	\$0.17	\$1,031,450	54	Lincoln	250	15,000	\$0.16	\$598,500
-	Crawford				\$0	-	Long				\$0
-	Crisp				\$0	-	Lowndes				\$0
-	Dade				\$0	57	Lumpkin	200	17,231	\$0.16	\$550,014
-	Dawson				\$0	1	Macon	9,000	18,500	\$0.18	\$30,502,800
32	Decatur	700	16,000	\$0.18	\$2,051,840	39	Madison	500	17,400	\$0.16	\$1,388,520
-	DeKalb				\$0	-	Marion				\$0
-	Dodge				\$0	20	McDuffie	880	21,000	\$0.17	\$3,112,032
40	Dooly	420	17,231	\$0.18	\$1,325,822	-	McIntosh				\$0
-	Dougherty				\$0	44	Meriwether	400	17,000	\$0.16	\$1,085,280
-	Douglas				\$0	-	Miller				\$0
-	Early				\$0	5	Mitchell	3,800	20,500	\$0.18	\$14,271,280
-	Echols				\$0	27	Monroe	850	17,231	\$0.17	\$2,466,445
-	Effingham				\$0	-	Montgomery				\$0
49	Elbert	350	16,000	\$0.16	\$893,760	4	Morgan	6,000	18,500	\$0.17	\$18,692,400

Dairy

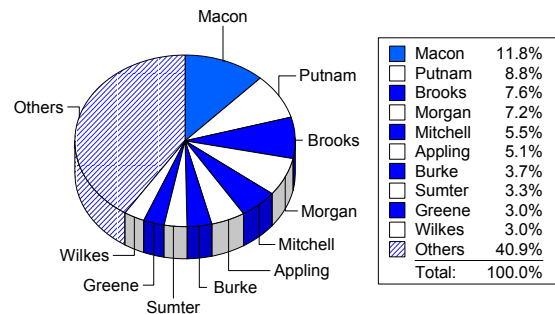
Farm Gate Value 2005

Rank	County	No. Head	Prod./ Head	\$/ lb.	Farm Gate Value
53	Murray	250	17,200	\$0.16	\$686,280
-	Muscogee				\$0
71	Newton	75	17,231	\$0.16	\$206,255
47	Oconee	320	18,500	\$0.16	\$944,832
23	Oglethorpe	1,000	16,875	\$0.16	\$2,693,250
72	Paulding	45	17,000	\$0.16	\$122,094
19	Peach	1,000	17,000	\$0.18	\$3,114,400
73	Pickens	10	300	\$2.00	\$6,000
15	Pierce	1,200	19,500	\$0.18	\$4,286,880
55	Pike	200	17,231	\$0.17	\$580,340
56	Polk	300	12,000	\$0.16	\$574,560
-	Pulaski				\$0
2	Putnam	7,200	17,231	\$0.18	\$22,728,378
-	Quitman				\$0
-	Rabun				\$0
38	Randolph	390	22,300	\$0.18	\$1,593,290
48	Richmond	285	17,500	\$0.18	\$913,710
-	Rockdale				\$0
-	Schley				\$0
68	Screven	100	17,231	\$0.18	\$315,672
67	Seminole	97	19,000	\$0.18	\$337,638
50	Spalding	270	17,000	\$0.17	\$772,956
-	Stephens				\$0
-	Stewart				\$0
8	Sumter	2,100	22,000	\$0.18	\$8,463,840
-	Talbot				\$0
-	Taliaferro				\$0
-	Tattnall				\$0
-	Taylor				\$0
-	Telfair				\$0
-	Terrell				\$0
30	Thomas	670	17,000	\$0.18	\$2,086,648
46	Tift	330	16,500	\$0.18	\$997,524
-	Toombs				\$0
-	Towns				\$0
-	Treutlen				\$0
25	Troup	700	20,000	\$0.18	\$2,520,000
-	Turner				\$0
-	Twiggs				\$0
63	Union	300	9,150	\$0.16	\$438,102
42	Upson	390	17,231	\$0.17	\$1,131,663
35	Walker	650	17,231	\$0.16	\$1,787,544
-	Walton				\$0
18	Ware	865	22,050	\$0.18	\$3,494,219
13	Warren	1,420	20,000	\$0.18	\$5,202,880
33	Washington	700	16,500	\$0.17	\$1,945,020
43	Wayne	350	17,500	\$0.18	\$1,122,100
-	Webster				\$0
-	Wheeler				\$0
51	White	300	16,000	\$0.16	\$766,080
60	Whitfield	180	16,500	\$0.16	\$474,012
31	Wilcox	650	17,231	\$0.18	\$2,051,867

Rank	County	No. Head	Prod./ Head	\$/ lb.	Farm Gate Value
10	Wilkes	2,800	17,294	\$0.16	\$7,728,343
-	Wilkinson				\$0
37	Worth	550	16,857	\$0.18	\$1,698,511
2005Totals		82,289			\$258,096,212

Percent of Livestock / Aquaculture 19.87%

Top Ten Counties For Dairy



Top Ten Counties Dairy

County	# Head	Prod./ Head	\$/ lb	Farm Gate Value
Macon	9,000	18,500	\$0.18	\$30,502,800
Putnam	7,200	17,231	\$0.18	\$22,728,378
Brooks	6,500	16,500	\$0.18	\$19,648,200
Morgan	6,000	18,500	\$0.17	\$18,692,400
Mitchell	3,800	20,500	\$0.18	\$14,271,280
Appling	4,200	17,000	\$0.18	\$13,080,480
Burke	3,000	17,500	\$0.18	\$9,618,000
Sumter	2,100	22,000	\$0.18	\$8,463,840
Greene	2,800	16,500	\$0.17	\$7,780,080
Wilkes	2,800	17,294	\$0.16	\$7,728,343

Goats

Farm Gate Value 2005

Rank	County	No. Head	Prod./ Head	\$/ Hd.	Farm Gate Value	Rank	County	No. Head	Prod./ Head	\$/ Hd.	Farm Gate Value
13	Appling	1,500	1.25	\$80	\$150,000	11	Emanuel	1,800	1.25	\$80	\$180,000
3	Atkinson	4,800	1.25	\$80	\$480,000	47	Evans	300	1.25	\$80	\$30,000
43	Bacon	350	1.25	\$80	\$35,000	62	Fannin	60	1.25	\$80	\$6,000
41	Baker	400	1.25	\$80	\$40,000	55	Fayette	150	1.25	\$80	\$15,000
22	Baldwin	950	1.25	\$80	\$95,000	40	Floyd	450	1.25	\$80	\$45,000
4	Banks	4,000	1.25	\$80	\$400,000	63	Forsyth	50	1.25	\$80	\$5,000
36	Barrow	600	1.25	\$70	\$52,500	29	Franklin	700	1.25	\$80	\$70,000
15	Bartow	1,400	1.25	\$80	\$140,000	45	Fulton	325	1.25	\$80	\$32,500
14	Ben Hill	1,450	1.25	\$80	\$145,000	58	Gilmer	100	1.25	\$80	\$10,000
13	Berrien	1,500	1.25	\$80	\$150,000	34	Glascocock	550	1.25	\$80	\$55,000
-	Bibb				\$0	28	Glynn	725	1.25	\$80	\$72,500
17	Bleckley	1,200	1.25	\$80	\$120,000	41	Gordon	400	1.25	\$80	\$40,000
32	Brantley	600	1.25	\$80	\$60,000	26	Grady	800	1.25	\$80	\$80,000
10	Brooks	2,000	1.25	\$80	\$200,000	50	Greene	225	1.25	\$80	\$22,500
26	Bryan	800	1.25	\$80	\$80,000	34	Gwinnett	550	1.25	\$80	\$55,000
12	Bulloch	1,600	1.25	\$80	\$160,000	8	Habersham	2,250	1.25	\$80	\$225,000
15	Burke	1,400	1.25	\$80	\$140,000	9	Hall	2,200	1.25	\$80	\$220,000
53	Butts	175	1.25	\$80	\$17,500	37	Hancock	500	1.25	\$80	\$50,000
-	Calhoun				\$0	47	Haralson	300	1.25	\$80	\$30,000
61	Camden	70	1.25	\$80	\$7,000	47	Harris	300	1.25	\$80	\$30,000
50	Candler	225	1.25	\$80	\$22,500	29	Hart	700	1.25	\$80	\$70,000
1	Carroll	5,700	1.25	\$80	\$570,000	37	Heard	500	1.25	\$80	\$50,000
65	Catoosa	40	1.25	\$80	\$4,000	48	Henry	275	1.25	\$80	\$27,500
43	Charlton	350	1.25	\$80	\$35,000	47	Houston	300	1.25	\$80	\$30,000
-	Chatham				\$0	18	Irwin	1,100	1.25	\$80	\$110,000
-	Chattahoochee				\$0	13	Jackson	1,500	1.25	\$80	\$150,000
37	Chattooga	500	1.25	\$80	\$50,000	19	Jasper	1,050	1.25	\$80	\$105,000
21	Cherokee	1,000	1.25	\$80	\$100,000	10	Jeff Davis	2,000	1.25	\$80	\$200,000
34	Clarke	550	1.25	\$80	\$55,000	25	Jefferson	805	1.25	\$80	\$80,500
60	Clay	75	1.25	\$80	\$7,500	47	Jenkins	300	1.25	\$80	\$30,000
32	Clayton	600	1.25	\$80	\$60,000	9	Johnson	2,200	1.25	\$80	\$220,000
51	Clinch	200	1.25	\$80	\$20,000	57	Jones	120	1.25	\$80	\$12,000
-	Cobb				\$0	24	Lamar	850	1.25	\$80	\$85,000
2	Coffee	5,000	1.25	\$80	\$500,000	27	Lanier	750	1.25	\$80	\$75,000
23	Colquitt	884	1.25	\$80	\$88,400	2	Laurens	5,000	1.25	\$80	\$500,000
51	Columbia	200	1.25	\$80	\$20,000	51	Lee	200	1.25	\$80	\$20,000
29	Cook	700	1.25	\$80	\$70,000	43	Liberty	350	1.25	\$80	\$35,000
52	Coweta	180	1.25	\$80	\$18,000	32	Lincoln	600	1.25	\$80	\$60,000
51	Crawford	200	1.25	\$80	\$20,000	59	Long	90	1.25	\$80	\$9,000
17	Crisp	1,200	1.25	\$80	\$120,000	-	Lowndes				\$0
41	Dade	400	1.25	\$80	\$40,000	44	Lumpkin	329	1.25	\$80	\$32,900
49	Dawson	250	1.25	\$80	\$25,000	31	Macon	650	1.25	\$80	\$65,000
40	Decatur	450	1.25	\$80	\$45,000	13	Madison	1,500	1.25	\$80	\$150,000
-	DeKalb				\$0	17	Marion	1,200	1.25	\$80	\$120,000
21	Dodge	1,000	1.25	\$80	\$100,000	37	McDuffie	500	1.25	\$80	\$50,000
51	Dooly	200	1.25	\$80	\$20,000	-	McIntosh				\$0
-	Dougherty				\$0	6	Meriwether	2,500	1.25	\$80	\$250,000
-	Douglas				\$0	-	Miller				\$0
55	Early	150	1.25	\$80	\$15,000	30	Mitchell	675	1.25	\$80	\$67,500
-	Echols				\$0	17	Monroe	1,200	1.25	\$80	\$120,000
21	Effingham	1,000	1.25	\$80	\$100,000	29	Montgomery	700	1.25	\$80	\$70,000
32	Elbert	600	1.25	\$80	\$60,000	21	Morgan	1,000	1.25	\$80	\$100,000

Goats

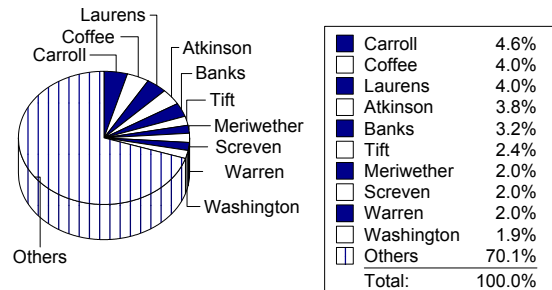
Farm Gate Value 2005

Rank	County	No. Head	Prod./ Head	\$/ Hd.	Farm Gate Value
42	Murray	375	1.25	\$80	\$37,500
-	Muscogee				\$0
29	Newton	700	1.25	\$80	\$70,000
20	Oconee	850	1.50	\$80	\$102,000
29	Oglethorpe	700	1.25	\$80	\$70,000
31	Paulding	650	1.25	\$80	\$65,000
55	Peach	150	1.25	\$80	\$15,000
45	Pickens	325	1.25	\$80	\$32,500
-	Pierce				\$0
37	Pike	500	1.25	\$80	\$50,000
46	Polk	316	1.25	\$80	\$31,600
56	Pulaski	140	1.25	\$80	\$14,000
47	Putnam	300	1.25	\$80	\$30,000
47	Quitman	300	1.25	\$80	\$30,000
49	Rabun	250	1.25	\$80	\$25,000
63	Randolph	50	1.25	\$80	\$5,000
35	Richmond	535	1.25	\$80	\$53,500
51	Rockdale	200	1.25	\$80	\$20,000
54	Schley	185	1.25	\$65	\$15,031
6	Screven	2,500	1.25	\$80	\$250,000
39	Seminole	460	1.25	\$80	\$46,000
60	Spalding	75	1.25	\$80	\$7,500
64	Stephens	45	1.25	\$80	\$4,500
51	Stewart	200	1.25	\$80	\$20,000
12	Sumter	1,600	1.25	\$80	\$160,000
55	Talbot	150	1.25	\$80	\$15,000
-	Taliaferro				\$0
13	Tattnall	1,500	1.25	\$80	\$150,000
33	Taylor	570	1.25	\$80	\$57,000
21	Telfair	1,000	1.25	\$80	\$100,000
41	Terrell	400	1.25	\$80	\$40,000
59	Thomas	90	1.25	\$80	\$9,000
5	Tift	3,000	1.25	\$80	\$300,000
16	Toombs	1,300	1.25	\$80	\$130,000
49	Towns	250	1.25	\$80	\$25,000
50	Treutlen	225	1.25	\$80	\$22,500
15	Troup	1,400	1.25	\$80	\$140,000
29	Turner	700	1.25	\$80	\$70,000
27	Twiggs	750	1.25	\$80	\$75,000
41	Union	400	1.25	\$80	\$40,000
21	Upson	1,000	1.25	\$80	\$100,000
27	Walker	750	1.25	\$80	\$75,000
37	Walton	500	1.25	\$80	\$50,000
51	Ware	200	1.25	\$80	\$20,000
6	Warren	2,500	1.25	\$80	\$250,000
7	Washington	2,000	1.50	\$80	\$240,000
17	Wayne	1,200	1.25	\$80	\$120,000
47	Webster	300	1.25	\$80	\$30,000
19	Wheeler	1,050	1.25	\$80	\$105,000
56	White	140	1.25	\$80	\$14,000
47	Whitfield	300	1.25	\$80	\$30,000
38	Wilcox	470	1.25	\$80	\$47,000

Rank	County	No. Head	Prod./ Head	\$/ Hd.	Farm Gate Value
31	Wilkes	650	1.25	\$80	\$65,000
18	Wilkinson	1,100	1.25	\$80	\$110,000
18	Worth	1,100	1.25	\$80	\$110,000
2005Totals		124,529			\$12,498,931

Percent of Livestock / Aquaculture 0.96%

Top Ten Counties For Goats



Top Ten Counties Goats

County	# Head	Prod./ Head	\$/ Hd.	Farm Gate Value
Carroll	5,700	1.25	\$80	\$570,000
Coffee	5,000	1.25	\$80	\$500,000
Laurens	5,000	1.25	\$80	\$500,000
Atkinson	4,800	1.25	\$80	\$480,000
Banks	4,000	1.25	\$80	\$400,000
Tift	3,000	1.25	\$80	\$300,000
Meriwether	2,500	1.25	\$80	\$250,000
Screven	2,500	1.25	\$80	\$250,000
Warren	2,500	1.25	\$80	\$250,000
Washington	2,000	1.50	\$80	\$240,000

Horses - Boarding, Training, Breeding

Farm Gate Value 2005

Rank	County	No. Head	\$/ Hd.	Farm Gate Value	Rank	County	No. Head	\$/ Hd.	Farm Gate Value
-	Appling			\$0	-	Emanuel			\$0
68	Atkinson	5	\$4,000	\$20,000	59	Evans	50	\$4,000	\$200,000
44	Bacon	200	\$4,000	\$800,000	22	Fannin	550	\$4,000	\$2,200,000
47	Baker	150	\$4,000	\$600,000	18	Fayette	800	\$4,000	\$3,200,000
43	Baldwin	205	\$4,000	\$820,000	39	Floyd	275	\$4,000	\$1,100,000
34	Banks	325	\$4,000	\$1,300,000	5	Forsyth	2,700	\$4,000	\$10,800,000
59	Barrow	50	\$4,000	\$200,000	18	Franklin	800	\$4,000	\$3,200,000
1	Bartow	4,200	\$4,000	\$16,800,000	37	Fulton	300	\$4,000	\$1,200,000
29	Ben Hill	400	\$4,000	\$1,600,000	27	Gilmer	460	\$4,000	\$1,840,000
45	Berrien	180	\$4,000	\$720,000	59	Glascocock	50	\$4,000	\$200,000
4	Bibb	2,968	\$4,000	\$11,872,000	25	Glynn	500	\$4,000	\$2,000,000
57	Bleckley	75	\$4,000	\$300,000	44	Gordon	200	\$4,000	\$800,000
44	Brantley	200	\$4,000	\$800,000	62	Grady	30	\$4,000	\$120,000
16	Brooks	900	\$4,000	\$3,600,000	53	Greene	100	\$4,000	\$400,000
53	Bryan	100	\$4,000	\$400,000	15	Gwinnett	920	\$4,000	\$3,680,000
6	Bulloch	2,350	\$4,000	\$9,400,000	20	Habersham	700	\$4,000	\$2,800,000
25	Burke	500	\$4,000	\$2,000,000	3	Hall	3,200	\$4,000	\$12,800,000
25	Butts	500	\$4,000	\$2,000,000	28	Hancock	450	\$4,000	\$1,800,000
59	Calhoun	50	\$4,000	\$200,000	57	Haralson	75	\$4,000	\$300,000
66	Camden	11	\$4,000	\$44,000	24	Harris	510	\$4,000	\$2,040,000
64	Candler	20	\$4,000	\$80,000	49	Hart	135	\$4,000	\$540,000
10	Carroll	1,500	\$4,000	\$6,000,000	57	Heard	75	\$4,000	\$300,000
44	Catoosa	200	\$4,000	\$800,000	13	Henry	1,000	\$4,000	\$4,000,000
62	Charlton	30	\$4,000	\$120,000	41	Houston	225	\$4,000	\$900,000
25	Chatham	500	\$4,000	\$2,000,000	53	Irwin	100	\$4,000	\$400,000
-	Chattahoochee			\$0	31	Jackson	375	\$4,000	\$1,500,000
47	Chattooga	150	\$4,000	\$600,000	7	Jasper	2,000	\$4,000	\$8,000,000
2	Cherokee	4,000	\$4,000	\$16,000,000	29	Jeff Davis	400	\$4,000	\$1,600,000
21	Clarke	600	\$4,000	\$2,400,000	54	Jefferson	95	\$4,000	\$380,000
-	Clay			\$0	62	Jenkins	30	\$4,000	\$120,000
59	Clayton	50	\$4,000	\$200,000	53	Johnson	100	\$4,000	\$400,000
62	Clinch	30	\$4,000	\$120,000	44	Jones	200	\$4,000	\$800,000
13	Cobb	1,000	\$4,000	\$4,000,000	26	Lamar	475	\$4,000	\$1,900,000
33	Coffee	350	\$4,000	\$1,400,000	57	Lanier	75	\$4,000	\$300,000
17	Colquitt	806	\$4,000	\$3,224,000	16	Laurens	900	\$4,000	\$3,600,000
11	Columbia	1,300	\$4,000	\$5,200,000	37	Lee	300	\$4,000	\$1,200,000
60	Cook	40	\$4,000	\$160,000	61	Liberty	35	\$4,000	\$140,000
14	Coweta	950	\$4,000	\$3,800,000	50	Lincoln	125	\$4,000	\$500,000
48	Crawford	140	\$4,000	\$560,000	56	Long	80	\$4,000	\$320,000
56	Crisp	80	\$4,000	\$320,000	25	Lowndes	500	\$4,000	\$2,000,000
59	Dade	50	\$4,000	\$200,000	36	Lumpkin	315	\$4,000	\$1,260,000
53	Dawson	100	\$4,000	\$400,000	-	Macon			\$0
-	Decatur			\$0	20	Madison	700	\$4,000	\$2,800,000
46	DeKalb	165	\$4,000	\$660,000	57	Marion	75	\$4,000	\$300,000
44	Dodge	200	\$4,000	\$800,000	51	McDuffie	120	\$4,000	\$480,000
62	Dooly	30	\$4,000	\$120,000	-	McIntosh			\$0
8	Dougherty	1,838	\$4,000	\$7,352,000	10	Meriwether	1,500	\$4,000	\$6,000,000
25	Douglas	500	\$4,000	\$2,000,000	64	Miller	20	\$4,000	\$80,000
64	Early	20	\$4,000	\$80,000	63	Mitchell	25	\$4,000	\$100,000
-	Echols			\$0	40	Monroe	250	\$4,000	\$1,000,000
40	Effingham	250	\$4,000	\$1,000,000	31	Montgomery	375	\$4,000	\$1,500,000
40	Elbert	250	\$4,000	\$1,000,000	7	Morgan	2,000	\$4,000	\$8,000,000

Horses - Boarding, Training, Breeding

Farm Gate Value 2005

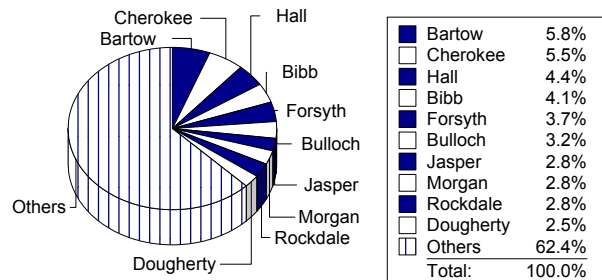
Rank	County	No. Head	\$/ Hd.	Farm Gate Value
59	Murray	50	\$4,000	\$200,000
29	Muscogee	400	\$4,000	\$1,600,000
9	Newton	1,600	\$4,000	\$6,400,000
19	Oconee	750	\$4,000	\$3,000,000
13	Oglethorpe	1,000	\$4,000	\$4,000,000
18	Paulding	800	\$4,000	\$3,200,000
20	Peach	700	\$4,000	\$2,800,000
23	Pickens	522	\$4,000	\$2,088,000
-	Pierce			\$0
37	Pike	300	\$4,000	\$1,200,000
53	Polk	100	\$4,000	\$400,000
44	Pulaski	200	\$4,000	\$800,000
18	Putnam	800	\$4,000	\$3,200,000
67	Quitman	10	\$4,000	\$40,000
47	Rabun	150	\$4,000	\$600,000
53	Randolph	100	\$4,000	\$400,000
28	Richmond	450	\$4,000	\$1,800,000
7	Rockdale	2,000	\$4,000	\$8,000,000
68	Schley	5	\$4,000	\$20,000
38	Screven	290	\$4,000	\$1,160,000
30	Seminole	390	\$4,000	\$1,560,000
37	Spalding	300	\$4,000	\$1,200,000
52	Stephens	110	\$4,000	\$440,000
60	Stewart	40	\$4,000	\$160,000
40	Sumter	250	\$4,000	\$1,000,000
44	Talbot	200	\$4,000	\$800,000
-	Taliaferro			\$0
33	Tattnall	350	\$4,000	\$1,400,000
-	Taylor			\$0
29	Telfair	400	\$4,000	\$1,600,000
28	Terrell	450	\$4,000	\$1,800,000
12	Thomas	1,270	\$4,000	\$5,080,000
42	Tift	220	\$4,000	\$880,000
25	Toombs	500	\$4,000	\$2,000,000
44	Towns	200	\$4,000	\$800,000
35	Treutlen	320	\$4,000	\$1,280,000
39	Troup	275	\$4,000	\$1,100,000
37	Turner	300	\$4,000	\$1,200,000
65	Twiggs	12	\$4,000	\$48,000
37	Union	300	\$4,000	\$1,200,000
40	Upson	250	\$4,000	\$1,000,000
53	Walker	100	\$4,000	\$400,000
25	Walton	500	\$4,000	\$2,000,000
53	Ware	100	\$4,000	\$400,000
28	Warren	450	\$4,000	\$1,800,000
60	Washington	40	\$4,000	\$160,000
58	Wayne	60	\$4,000	\$240,000
59	Webster	50	\$4,000	\$200,000
56	Wheeler	80	\$4,000	\$320,000
32	White	365	\$4,000	\$1,460,000
34	Whitfield	325	\$4,000	\$1,300,000
67	Wilcox	10	\$4,000	\$40,000

Rank	County	No. Head	\$/ Hd.	Farm Gate Value
53	Wilkes	100	\$4,000	\$400,000
-	Wilkinson			\$0
55	Worth	85	\$4,000	\$340,000
2005Totals		72,422		\$289,688,000

Percent of Livestock / Aquaculture 22.31%

Top Ten Counties

For Horses - Boarding, training, breeding



Top Ten Counties Horses - Boarding, training, breeding

County	# Head	\$/ Hd.	Farm Gate Value
Bartow	4,200	\$4,000	\$16,800,000
Cherokee	4,000	\$4,000	\$16,000,000
Hall	3,200	\$4,000	\$12,800,000
Bibb	2,968	\$4,000	\$11,872,000
Forsyth	2,700	\$4,000	\$10,800,000
Bulloch	2,350	\$4,000	\$9,400,000
Jasper	2,000	\$4,000	\$8,000,000
Morgan	2,000	\$4,000	\$8,000,000
Rockdale	2,000	\$4,000	\$8,000,000
Dougherty	1,838	\$4,000	\$7,352,000

Horses - Raised

Farm Gate Value 2005

Rank	County	No. Head	\$/ Hd.	Farm Gate Value	Rank	County	No. Head	\$/ Hd.	Farm Gate Value
54	Appling	40	\$2,500	\$100,000	53	Emanuel	44	\$2,500	\$110,000
34	Atkinson	200	\$2,500	\$500,000	48	Evans	75	\$2,500	\$187,500
56	Bacon	25	\$2,500	\$62,500	54	Fannin	40	\$2,500	\$100,000
55	Baker	30	\$2,500	\$75,000	17	Fayette	500	\$2,500	\$1,250,000
40	Baldwin	125	\$2,500	\$312,500	30	Floyd	260	\$2,500	\$650,000
6	Banks	925	\$2,500	\$2,312,500	-	Forsyth			\$0
47	Barrow	20	10,000	\$200,000	25	Franklin	400	\$2,000	\$800,000
11	Bartow	725	\$2,500	\$1,812,500	34	Fulton	200	\$2,500	\$500,000
10	Ben Hill	750	\$2,500	\$1,875,000	-	Gilmer			\$0
24	Berrien	325	\$2,500	\$812,500	34	Glascocock	200	\$2,500	\$500,000
-	Bibb			\$0	-	Glynn			\$0
27	Bleckley	300	\$2,500	\$750,000	9	Gordon	780	\$2,500	\$1,950,000
34	Brantley	200	\$2,500	\$500,000	23	Grady	350	\$2,500	\$875,000
20	Brooks	450	\$2,500	\$1,125,000	29	Greene	270	\$2,500	\$675,000
22	Bryan	375	\$2,500	\$937,500	-	Gwinnett			\$0
21	Bulloch	400	\$2,500	\$1,000,000	17	Habersham	500	\$2,500	\$1,250,000
37	Burke	150	\$2,500	\$375,000	18	Hall	475	\$2,500	\$1,187,500
37	Butts	150	\$2,500	\$375,000	20	Hancock	450	\$2,500	\$1,125,000
60	Calhoun	10	\$2,500	\$25,000	31	Haralson	250	\$2,500	\$625,000
49	Camden	70	\$2,500	\$175,000	31	Harris	250	\$2,500	\$625,000
58	Candler	17	\$2,500	\$42,500	42	Hart	105	\$2,500	\$262,500
13	Carroll	700	\$2,500	\$1,750,000	17	Heard	500	\$2,500	\$1,250,000
51	Catoosa	50	\$2,500	\$125,000	13	Henry	700	\$2,500	\$1,750,000
35	Charlton	180	\$2,500	\$450,000	31	Houston	250	\$2,500	\$625,000
-	Chatham			\$0	56	Irwin	25	\$2,500	\$62,500
56	Chattahoochee	25	\$2,500	\$62,500	5	Jackson	975	\$2,500	\$2,437,500
7	Chattooga	900	\$2,500	\$2,250,000	28	Jasper	275	\$2,500	\$687,500
-	Cherokee			\$0	4	Jeff Davis	1,000	\$2,500	\$2,500,000
21	Clarke	400	\$2,500	\$1,000,000	46	Jefferson	82	\$2,500	\$205,000
49	Clay	70	\$2,500	\$175,000	59	Jenkins	15	\$2,500	\$37,500
-	Clayton			\$0	34	Johnson	200	\$2,500	\$500,000
45	Clinch	85	\$2,500	\$212,500	40	Jones	125	\$2,500	\$312,500
25	Cobb	320	\$2,500	\$800,000	32	Lamar	225	\$2,500	\$562,500
34	Coffee	200	\$2,500	\$500,000	31	Lanier	250	\$2,500	\$625,000
37	Colquitt	150	\$2,500	\$375,000	43	Laurens	100	\$2,500	\$250,000
16	Columbia	525	\$2,500	\$1,312,500	34	Lee	200	\$2,500	\$500,000
17	Cook	500	\$2,500	\$1,250,000	-	Liberty			\$0
27	Coweta	300	\$2,500	\$750,000	22	Lincoln	375	\$2,500	\$937,500
34	Crawford	200	\$2,500	\$500,000	37	Long	150	\$2,500	\$375,000
43	Crisp	100	\$2,500	\$250,000	31	Lowndes	250	\$2,500	\$625,000
27	Dade	300	\$2,500	\$750,000	48	Lumpkin	75	\$2,500	\$187,500
8	Dawson	850	\$2,500	\$2,125,000	37	Macon	150	\$2,500	\$375,000
48	Decatur	75	\$2,500	\$187,500	14	Madison	600	\$2,500	\$1,500,000
-	DeKalb			\$0	54	Marion	40	\$2,500	\$100,000
37	Dodge	150	\$2,500	\$375,000	10	McDuffie	750	\$2,500	\$1,875,000
50	Dooly	55	\$2,500	\$137,500	-	McIntosh			\$0
43	Dougherty	100	\$2,500	\$250,000	48	Meriwether	75	\$2,500	\$187,500
48	Douglas	75	\$2,500	\$187,500	51	Miller	50	\$2,500	\$125,000
41	Early	120	\$2,500	\$300,000	1	Mitchell	1,700	\$2,500	\$4,250,000
-	Echols			\$0	43	Monroe	100	\$2,500	\$250,000
13	Effingham	700	\$2,500	\$1,750,000	21	Montgomery	400	\$2,500	\$1,000,000
27	Elbert	300	\$2,500	\$750,000	34	Morgan	200	\$2,500	\$500,000

Horses - Raised

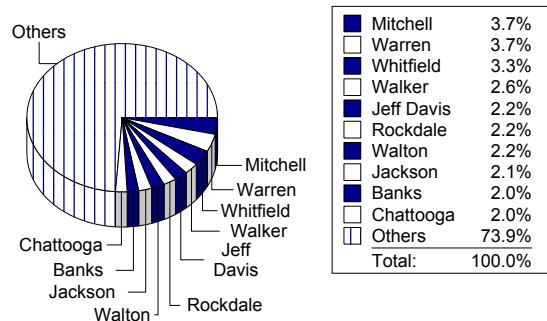
Farm Gate Value 2005

Rank	County	No. Head	\$/ Hd.	Farm Gate Value
52	Murray	45	\$2,500	\$112,500
27	Muscogee	300	\$2,500	\$750,000
51	Newton	50	\$2,500	\$125,000
31	Oconee	250	\$2,500	\$625,000
34	Oglethorpe	200	\$2,500	\$500,000
21	Paulding	400	\$2,500	\$1,000,000
36	Peach	160	\$2,500	\$400,000
31	Pickens	250	\$2,500	\$625,000
-	Pierce			\$0
31	Pike	250	\$2,500	\$625,000
12	Polk	900	\$2,000	\$1,800,000
34	Pulaski	200	\$2,500	\$500,000
37	Putnam	150	\$2,500	\$375,000
51	Quitman	50	\$2,500	\$125,000
37	Rabun	150	\$2,500	\$375,000
60	Randolph	10	\$2,500	\$25,000
23	Richmond	350	\$2,500	\$875,000
4	Rockdale	1,000	\$2,500	\$2,500,000
43	Schley	100	\$2,500	\$250,000
37	Screven	150	\$2,500	\$375,000
30	Seminole	260	\$2,500	\$650,000
27	Spalding	300	\$2,500	\$750,000
30	Stephens	260	\$2,500	\$650,000
41	Stewart	120	\$2,500	\$300,000
15	Sumter	575	\$2,500	\$1,437,500
-	Talbot			\$0
-	Taliaferro			\$0
21	Tattnall	400	\$2,500	\$1,000,000
39	Taylor	130	\$2,500	\$325,000
51	Telfair	50	\$2,500	\$125,000
17	Terrell	500	\$2,500	\$1,250,000
26	Thomas	307	\$2,500	\$767,500
51	Tift	50	\$2,500	\$125,000
23	Toombs	350	\$2,500	\$875,000
13	Towns	700	\$2,500	\$1,750,000
33	Treutlen	210	\$2,500	\$525,000
28	Troup	275	\$2,500	\$687,500
32	Turner	225	\$2,500	\$562,500
57	Twiggs	20	\$2,500	\$50,000
8	Union	850	\$2,500	\$2,125,000
43	Upson	100	\$2,500	\$250,000
3	Walker	1,200	\$2,500	\$3,000,000
4	Walton	1,000	\$2,500	\$2,500,000
44	Ware	90	\$2,500	\$225,000
1	Warren	1,700	\$2,500	\$4,250,000
19	Washington	460	\$2,500	\$1,150,000
34	Wayne	200	\$2,500	\$500,000
49	Webster	70	\$2,500	\$175,000
27	Wheeler	300	\$2,500	\$750,000
44	White	90	\$2,500	\$225,000
2	Whitfield	1,500	\$2,500	\$3,750,000
38	Wilcox	144	\$2,500	\$360,000

Rank	County	No. Head	\$/ Hd.	Farm Gate Value
40	Wilkes	125	\$2,500	\$312,500
34	Wilkinson	200	\$2,500	\$500,000
27	Worth	300	\$2,500	\$750,000
2005Totals		45,729		\$113,822,500

Percent of Livestock / Aquaculture 8.76%

Top Ten Counties For Horses - Raised



Top Ten Counties Horses - Raised

County	# Head	\$/ Hd.	Farm Gate Value
Mitchell	1,700	\$2,500	\$4,250,000
Warren	1,700	\$2,500	\$4,250,000
Whitfield	1,500	\$2,500	\$3,750,000
Walker	1,200	\$2,500	\$3,000,000
Jeff Davis	1,000	\$2,500	\$2,500,000
Rockdale	1,000	\$2,500	\$2,500,000
Walton	1,000	\$2,500	\$2,500,000
Jackson	975	\$2,500	\$2,437,500
Banks	925	\$2,500	\$2,312,500
Chattooga	900	\$2,500	\$2,250,000

Pork - Farrow to Finish

Farm Gate Value 2005

Rank	County	No. Head	Prod./ Head	\$/ Lb	Farm Gate Value	Rank	County	No. Head	Prod./ Head	\$/ Lb	Farm Gate Value
27	Appling	60	3,675	\$0.50	\$110,250	23	Emanuel	100	3,675	\$0.50	\$183,750
11	Atkinson	315	3,675	\$0.50	\$578,813	-	Evans				\$0
-	Bacon				\$0	-	Fannin				\$0
23	Baker	100	3,675	\$0.50	\$183,750	-	Fayette				\$0
-	Baldwin				\$0	-	Floyd				\$0
-	Banks				\$0	-	Forsyth				\$0
-	Barrow				\$0	-	Franklin				\$0
24	Bartow	80	3,675	\$0.50	\$147,000	-	Fulton				\$0
23	Ben Hill	100	3,675	\$0.50	\$183,750	-	Gilmer				\$0
8	Berrien	500	3,675	\$0.50	\$918,750	19	Glascocock	150	3,675	\$0.50	\$275,625
-	Bibb				\$0	-	Glynn				\$0
-	Bleckley				\$0	-	Gordon				\$0
23	Brantley	100	3,675	\$0.50	\$183,750	10	Grady	350	3,675	\$0.50	\$643,125
12	Brooks	300	3,675	\$0.50	\$551,250	-	Greene				\$0
23	Bryan	100	3,675	\$0.50	\$183,750	-	Gwinnett				\$0
6	Bulloch	600	3,675	\$0.50	\$1,102,500	-	Habersham				\$0
29	Burke	50	3,675	\$0.50	\$91,875	-	Hall				\$0
-	Butts				\$0	-	Hancock				\$0
-	Calhoun				\$0	-	Haralson				\$0
-	Camden				\$0	19	Harris	150	3,675	\$0.50	\$275,625
5	Candler	680	3,675	\$0.50	\$1,249,500	-	Hart				\$0
29	Carroll	50	3,675	\$0.50	\$91,875	32	Heard	25	3,675	\$0.50	\$45,938
-	Catoosa				\$0	-	Henry				\$0
25	Charlton	75	3,675	\$0.50	\$137,813	-	Houston				\$0
-	Chatham				\$0	19	Irwin	150	3,675	\$0.50	\$275,625
-	Chattahoochee				\$0	29	Jackson	50	3,675	\$0.50	\$91,875
30	Chattooga	40	3,675	\$0.50	\$73,500	-	Jasper				\$0
-	Cherokee				\$0	29	Jeff Davis	50	3,675	\$0.50	\$91,875
-	Clarke				\$0	32	Jefferson	25	3,675	\$0.50	\$45,938
32	Clay	25	3,675	\$0.50	\$45,938	-	Jenkins				\$0
-	Clayton				\$0	23	Johnson	100	3,675	\$0.50	\$183,750
-	Clinch				\$0	-	Jones				\$0
-	Cobb				\$0	3	Lamar	1,030	4,410	\$0.50	\$2,271,150
8	Coffee	500	3,675	\$0.50	\$918,750	14	Lanier	200	3,675	\$0.50	\$367,500
14	Colquitt	200	3,675	\$0.50	\$367,500	8	Laurens	500	3,675	\$0.50	\$918,750
-	Columbia				\$0	19	Lee	150	3,675	\$0.50	\$275,625
-	Cook				\$0	-	Liberty				\$0
-	Coweta				\$0	-	Lincoln				\$0
-	Crawford				\$0	28	Long	55	3,675	\$0.50	\$101,063
13	Crisp	280	3,675	\$0.50	\$514,500	-	Lowndes				\$0
-	Dade				\$0	-	Lumpkin				\$0
-	Dawson				\$0	-	Macon				\$0
14	Decatur	200	3,675	\$0.50	\$367,500	27	Madison	60	3,675	\$0.50	\$110,250
-	DeKalb				\$0	35	Marion	10	3,675	\$0.50	\$18,375
-	Dodge				\$0	-	McDuffie				\$0
9	Dooly	400	3,675	\$0.50	\$735,000	-	McIntosh				\$0
-	Dougherty				\$0	30	Meriwether	40	3,675	\$0.50	\$73,500
-	Douglas				\$0	4	Miller	750	3,675	\$0.50	\$1,378,125
29	Early	50	3,675	\$0.50	\$91,875	-	Mitchell				\$0
-	Echols				\$0	-	Monroe				\$0
12	Effingham	300	3,675	\$0.50	\$551,250	17	Montgomery	180	3,675	\$0.50	\$330,750
-	Elbert				\$0	23	Morgan	100	3,675	\$0.50	\$183,750

Pork - Farrow to Finish

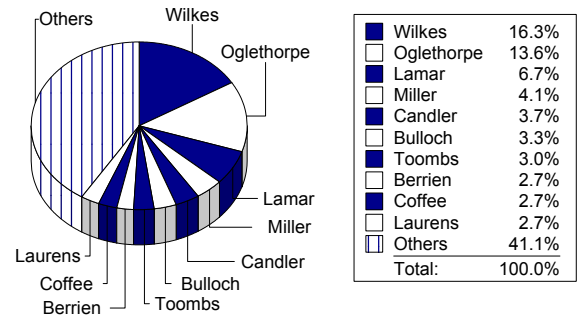
Farm Gate Value 2005

Rank	County	No. Head	Prod./ Head	\$/ Lb	Farm Gate Value
-	Murray				\$0
-	Muscogee				\$0
-	Newton				\$0
34	Oconee	15	3,675	\$0.50	\$27,563
2	Oglethorpe	2,500	3,675	\$0.50	\$4,593,750
-	Paulding				\$0
-	Peach				\$0
-	Pickens				\$0
29	Pierce	50	3,675	\$0.50	\$91,875
-	Pike				\$0
-	Polk				\$0
29	Pulaski	50	3,675	\$0.50	\$91,875
29	Putnam	50	3,675	\$0.50	\$91,875
-	Quitman				\$0
-	Rabun				\$0
29	Randolph	50	3,675	\$0.50	\$91,875
-	Richmond				\$0
-	Rockdale				\$0
-	Schley				\$0
23	Screven	100	3,675	\$0.50	\$183,750
18	Seminole	175	3,675	\$0.50	\$321,563
-	Spalding				\$0
-	Stephens				\$0
-	Stewart				\$0
-	Sumter				\$0
-	Talbot				\$0
-	Taliaferro				\$0
15	Tattnall	150	3,675	\$0.65	\$358,313
14	Taylor	200	3,675	\$0.50	\$367,500
23	Telfair	100	3,675	\$0.50	\$183,750
33	Terrell	20	3,675	\$0.50	\$36,750
20	Thomas	137	3,675	\$0.50	\$251,738
21	Tift	125	3,675	\$0.50	\$229,688
7	Toombs	550	3,675	\$0.50	\$1,010,625
12	Towns	300	3,675	\$0.50	\$551,250
22	Treutlen	120	3,675	\$0.50	\$220,500
-	Troup				\$0
-	Turner				\$0
35	Twiggs	10	3,675	\$0.50	\$18,375
-	Union				\$0
-	Upson				\$0
-	Walker				\$0
-	Walton				\$0
29	Ware	50	3,675	\$0.50	\$91,875
8	Warren	500	3,675	\$0.50	\$918,750
-	Washington				\$0
21	Wayne	125	3,675	\$0.50	\$229,688
23	Webster	100	3,675	\$0.50	\$183,750
31	Wheeler	38	3,675	\$0.50	\$69,825
-	White				\$0
-	Whitfield				\$0
26	Wilcox	70	3,675	\$0.50	\$128,625

Rank	County	No. Head	Prod./ Head	\$/ Lb	Farm Gate Value
1	Wilkes	3,000	3,675	\$0.50	\$5,512,500
16	Wilkinson	185	3,675	\$0.50	\$339,938
33	Worth	20	3,675	\$0.50	\$36,750
2005Totals		18,120			\$33,756,713

Percent of Livestock / Aquaculture 2.60%

Top Ten Counties For Pork - Farrow to finish



Top Ten Counties Pork - Farrow to finish

County	# Head	Prod./ Head	\$/ Lb	Farm Gate Value
Wilkes	3,000	3,675	\$0.50	\$5,512,500
Oglethorpe	2,500	3,675	\$0.50	\$4,593,750
Lamar	1,030	4,410	\$0.50	\$2,271,150
Miller	750	3,675	\$0.50	\$1,378,125
Candler	680	3,675	\$0.50	\$1,249,500
Bulloch	600	3,675	\$0.50	\$1,102,500
Toombs	550	3,675	\$0.50	\$1,010,625
Berrien	500	3,675	\$0.50	\$918,750
Coffee	500	3,675	\$0.50	\$918,750
Laurens	500	3,675	\$0.50	\$918,750

Pork - Feeder

Farm Gate Value 2005

Rank	County	No. Head	Prod./ Head	\$/ Lb	Farm Gate Value	Rank	County	No. Head	Prod./ Head	\$/ Lb	Farm Gate Value
30	Appling	60	750	\$0.88	\$39,600	-	Emanuel				\$0
-	Atkinson				\$0	-	Evans				\$0
-	Bacon				\$0	-	Fannin				\$0
27	Baker	100	750	\$0.88	\$66,000	34	Fayette	25	750	\$0.88	\$16,500
-	Baldwin				\$0	4	Floyd	3,500	750	\$0.88	\$2,310,000
-	Banks				\$0	-	Forsyth				\$0
-	Barrow				\$0	-	Franklin				\$0
25	Bartow	150	750	\$0.88	\$99,000	-	Fulton				\$0
-	Ben Hill				\$0	-	Gilmer				\$0
20	Berrien	336	750	\$0.88	\$221,760	-	Glascock				\$0
-	Bibb				\$0	-	Glynn				\$0
-	Bleckley				\$0	26	Gordon	120	750	\$0.88	\$79,200
-	Brantley				\$0	31	Grady	50	750	\$0.88	\$33,000
-	Brooks				\$0	-	Greene				\$0
18	Bryan	400	750	\$0.88	\$264,000	-	Gwinnett				\$0
8	Bulloch	2,000	750	\$0.88	\$1,320,000	9	Habersham	1,833	750	\$0.88	\$1,209,780
-	Burke				\$0	-	Hall				\$0
-	Butts				\$0	-	Hancock				\$0
-	Calhoun				\$0	-	Haralson				\$0
-	Camden				\$0	-	Harris				\$0
3	Candler	7,500	750	\$0.88	\$4,950,000	-	Hart				\$0
-	Carroll				\$0	-	Heard				\$0
-	Catoosa				\$0	-	Henry				\$0
27	Charlton	100	750	\$0.88	\$66,000	-	Houston				\$0
-	Chatham				\$0	29	Irwin	75	750	\$0.88	\$49,500
-	Chattahoochee				\$0	-	Jackson				\$0
-	Chattooga				\$0	-	Jasper				\$0
-	Cherokee				\$0	-	Jeff Davis				\$0
18	Clarke	400	750	\$0.88	\$264,000	-	Jefferson				\$0
-	Clay				\$0	-	Jenkins				\$0
-	Clayton				\$0	-	Johnson				\$0
-	Clinch				\$0	-	Jones				\$0
-	Cobb				\$0	-	Lamar				\$0
6	Coffee	3,000	750	\$0.88	\$1,980,000	-	Lanier				\$0
15	Colquitt	850	750	\$0.88	\$561,000	21	Laurens	300	750	\$0.88	\$198,000
-	Columbia				\$0	-	Lee				\$0
-	Cook				\$0	-	Liberty				\$0
-	Coweta				\$0	-	Lincoln				\$0
-	Crawford				\$0	-	Long				\$0
5	Crisp	3,300	750	\$0.88	\$2,178,000	-	Lowndes				\$0
-	Dade				\$0	-	Lumpkin				\$0
-	Dawson				\$0	-	Macon				\$0
-	Decatur				\$0	24	Madison	200	750	\$0.88	\$132,000
-	DeKalb				\$0	-	Marion				\$0
18	Dodge	400	750	\$0.88	\$264,000	-	McDuffie				\$0
10	Dooly	1,700	750	\$0.88	\$1,122,000	-	McIntosh				\$0
-	Dougherty				\$0	-	Meriwether				\$0
-	Douglas				\$0	14	Miller	900	750	\$0.88	\$594,000
21	Early	300	750	\$0.88	\$198,000	-	Mitchell				\$0
-	Echols				\$0	-	Monroe				\$0
27	Effingham	100	750	\$0.88	\$66,000	17	Montgomery	425	750	\$0.88	\$280,500
-	Elbert				\$0	-	Morgan				\$0

Pork - Feeder

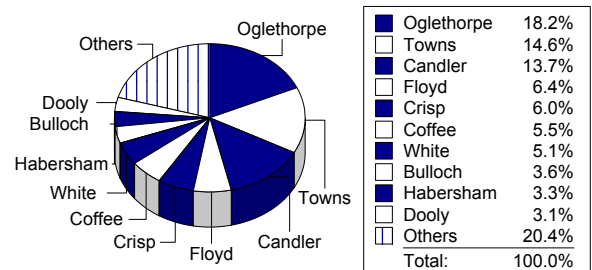
Farm Gate Value 2005

Rank	County	No. Head	Prod./ Head	\$/ Lb	Farm Gate Value
-	Murray				\$0
-	Muscogee				\$0
-	Newton				\$0
-	Oconee				\$0
1	Oglethorpe	10,000	750	\$0.88	\$6,600,000
-	Paulding				\$0
-	Peach				\$0
19	Pickens	5,200	50	\$0.88	\$228,800
-	Pierce				\$0
-	Pike				\$0
-	Polk				\$0
-	Pulaski				\$0
-	Putnam				\$0
-	Quitman				\$0
-	Rabun				\$0
16	Randolph	500	750	\$0.88	\$330,000
-	Richmond				\$0
-	Rockdale				\$0
12	Schley	1,200	750	\$0.92	\$828,000
-	Screven				\$0
22	Seminole	280	750	\$0.88	\$184,800
-	Spalding				\$0
-	Stephens				\$0
-	Stewart				\$0
-	Sumter				\$0
-	Talbot				\$0
-	Taliaferro				\$0
13	Tattnall	800	750	\$1.14	\$684,000
-	Taylor				\$0
-	Telfair				\$0
-	Terrell				\$0
28	Thomas	77	750	\$0.88	\$50,820
31	Tift	50	750	\$0.88	\$33,000
-	Toombs				\$0
2	Towns	8,000	750	\$0.88	\$5,280,000
-	Treutlen				\$0
-	Troup				\$0
33	Turner	30	750	\$0.88	\$19,800
31	Twiggs	50	750	\$0.88	\$33,000
-	Union				\$0
-	Upson				\$0
-	Walker				\$0
-	Walton				\$0
-	Ware				\$0
24	Warren	200	750	\$0.88	\$132,000
-	Washington				\$0
23	Wayne	250	750	\$0.88	\$165,000
-	Webster				\$0
35	Wheeler	12	750	\$0.88	\$7,920
7	White	2,800	750	\$0.88	\$1,848,000
33	Whitfield	30	750	\$0.88	\$19,800
24	Wilcox	200	750	\$0.88	\$132,000

Rank	County	No. Head	Prod./ Head	\$/ Lb	Farm Gate Value
11	Wilkes	1,500	750	\$0.88	\$990,000
31	Wilkinson	50	750	\$0.88	\$33,000
32	Worth	45	750	\$0.88	\$29,700
2005Totals		59,398			\$36,191,480

Percent of Livestock / Aquaculture 2.79%

Top Ten Counties For Pork - Feeder pigs



Top Ten Counties Pork - Feeder pigs

County	# Head	Prod./ Head	\$/ Lb	Farm Gate Value
Oglethorpe	10,000	750	\$0.88	\$6,600,000
Towns	8,000	750	\$0.88	\$5,280,000
Candler	7,500	750	\$0.88	\$4,950,000
Floyd	3,500	750	\$0.88	\$2,310,000
Crisp	3,300	750	\$0.88	\$2,178,000
Coffee	3,000	750	\$0.88	\$1,980,000
White	2,800	750	\$0.88	\$1,848,000
Bulloch	2,000	750	\$0.88	\$1,320,000
Habersham	1,833	750	\$0.88	\$1,209,780
Dooly	1,700	750	\$0.88	\$1,122,000

Pork - Finishing Only

Farm Gate Value 2005

Rank	County	No. Houses	Avg. House Capacity	Prod./ Head	\$/ Lb	Farm Gate Value	Rank	County	No. Houses	Avg. House Capacity	Prod./ Head	\$/ Lb	Farm Gate Value
-	Appling					\$0	-	Emanuel					\$0
-	Atkinson					\$0	5	Evans	4	1,430	500.0	\$0.50	\$1,430,000
16	Bacon	2	540	553.5	\$0.50	\$298,890	-	Fannin					\$0
18	Baker	2	400	553.5	\$0.50	\$221,400	-	Fayette					\$0
-	Baldwin					\$0	-	Floyd					\$0
-	Banks					\$0	-	Forsyth					\$0
-	Barrow					\$0	-	Franklin					\$0
-	Bartow					\$0	-	Fulton					\$0
-	Ben Hill					\$0	-	Gilmer					\$0
11	Berrien	5	400	553.5	\$0.50	\$553,500	-	Glascock					\$0
-	Bibb					\$0	-	Glynn					\$0
-	Bleckley					\$0	-	Gordon					\$0
-	Brantley					\$0	10	Grady	5	500	553.5	\$0.50	\$691,875
8	Brooks	6	500	553.5	\$0.50	\$830,250	-	Greene					\$0
-	Bryan					\$0	-	Gwinnett					\$0
13	Bulloch	2	800	553.5	\$0.50	\$442,800	12	Habersham	1	1,800	553.5	\$0.50	\$498,150
-	Burke					\$0	-	Hall					\$0
-	Butts					\$0	-	Hancock					\$0
-	Calhoun					\$0	-	Haralson					\$0
-	Camden					\$0	-	Harris					\$0
-	Candler					\$0	3	Hart	13	1,100	553.5	\$0.50	\$3,957,525
-	Carroll					\$0	-	Heard					\$0
-	Catoosa					\$0	-	Henry					\$0
-	Charlton					\$0	-	Houston					\$0
-	Chatham					\$0	15	Irwin	1	1,100	553.5	\$0.50	\$304,425
-	Chattahoochee					\$0	-	Jackson					\$0
-	Chattooga					\$0	-	Jasper					\$0
-	Cherokee					\$0	11	Jeff Davis	4	500	553.5	\$0.50	\$553,500
-	Clarke					\$0	-	Jefferson					\$0
-	Clay					\$0	11	Jenkins	2	1,000	553.5	\$0.50	\$553,500
-	Clayton					\$0	-	Johnson					\$0
-	Clinch					\$0	-	Jones					\$0
-	Cobb					\$0	-	Lamar					\$0
6	Coffee	10	500	553.5	\$0.50	\$1,383,750	-	Lanier					\$0
14	Colquitt	2	600	553.5	\$0.50	\$332,100	-	Laurens					\$0
-	Columbia					\$0	-	Lee					\$0
-	Cook					\$0	-	Liberty					\$0
-	Coweta					\$0	-	Lincoln					\$0
-	Crawford					\$0	-	Long					\$0
-	Crisp					\$0	-	Lowndes					\$0
-	Dade					\$0	-	Lumpkin					\$0
-	Dawson					\$0	-	Macon					\$0
-	Decatur					\$0	-	Madison					\$0
-	DeKalb					\$0	-	Marion					\$0
-	Dodge					\$0	-	McDuffie					\$0
14	Dooly	3	400	553.5	\$0.50	\$332,100	-	McIntosh					\$0
-	Dougherty					\$0	-	Meriwether					\$0
-	Douglas					\$0	17	Miller	5	200	553.5	\$0.50	\$276,750
-	Early					\$0	1	Mitchell	8	2,000	553.5	\$0.50	\$4,428,000
-	Echols					\$0	-	Monroe					\$0
-	Effingham					\$0	4	Montgomery	5	2,000	553.5	\$0.50	\$2,767,500
-	Elbert					\$0	-	Morgan					\$0

Pork - Finishing Only

Farm Gate Value 2005

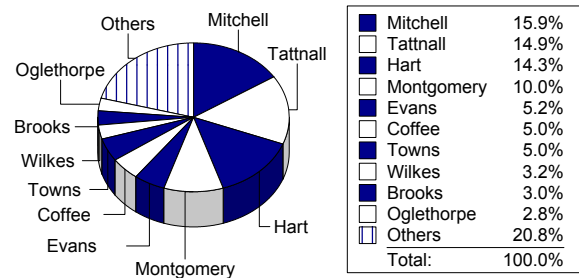
Rank	County	No. Houses	Avg. House Capacity	Prod./ Head	\$/ Lb	Farm Gate Value
-	Murray					\$0
-	Muscogee					\$0
-	Newton					\$0
-	Oconee					\$0
9	Oglethorpe	4	700	553.5	\$0.50	\$774,900
-	Paulding					\$0
-	Peach					\$0
-	Pickens					\$0
-	Pierce					\$0
-	Pike					\$0
-	Polk					\$0
-	Pulaski					\$0
-	Putnam					\$0
-	Quitman					\$0
-	Rabun					\$0
11	Randolph	4	500	553.5	\$0.50	\$553,500
-	Richmond					\$0
-	Rockdale					\$0
-	Schley					\$0
19	Screven	3	100	553.5	\$0.50	\$83,025
-	Seminole					\$0
-	Spalding					\$0
-	Stephens					\$0
-	Stewart					\$0
-	Sumter					\$0
-	Talbot					\$0
-	Taliaferro					\$0
2	Tattnall	6	2,490	553.5	\$0.50	\$4,134,645
-	Taylor					\$0
-	Telfair					\$0
-	Terrell					\$0
-	Thomas					\$0
-	Tift					\$0
-	Toombs					\$0
6	Towns	1	5,000	553.5	\$0.50	\$1,383,750
-	Treutlen					\$0
-	Troup					\$0
-	Turner					\$0
-	Twiggs					\$0
-	Union					\$0
-	Upton					\$0
-	Walker					\$0
-	Walton					\$0
-	Ware					\$0
-	Warren					\$0
-	Washington					\$0
20	Wayne	1	100	553.5	\$0.50	\$27,675
-	Webster					\$0
21	Wheeler	1	78	553.5	\$0.50	\$21,587
-	White					\$0
-	Whitfield					\$0
20	Wilcox	1	100	553.5	\$0.50	\$27,675

Rank	County	No. Houses	Avg. House Capacity	Prod./ Head	\$/ Lb	Farm Gate Value
7	Wilkes	7	465	553.5	\$0.50	\$900,821
-	Wilkinson					\$0
-	Worth					\$0

2005 Totals 108 \$27,763,593

Percent of Livestock / Aquaculture 2.14%

Top Ten Counties For Pork - Finishing only



County	# Houses	Avg. house capacity	Prod./ Head	\$/ Lb	Farm Gate Value
Mitchell	8	2,000	553.5	\$0.50	\$4,428,000
Tattnall	6	2,490	553.5	\$0.50	\$4,134,645
Hart	13	1,100	553.5	\$0.50	\$3,957,525
Montgomery	5	2,000	553.5	\$0.50	\$2,767,500
Evans	4	1,430	500.0	\$0.50	\$1,430,000
Coffee	10	500	553.5	\$0.50	\$1,383,750
Towns	1	5,000	553.5	\$0.50	\$1,383,750
Wilkes	7	465	553.5	\$0.50	\$900,821
Brooks	6	500	553.5	\$0.50	\$830,250
Oglethorpe	4	700	553.5	\$0.50	\$774,900

Quail

Farm Gate Value 2005

Rank	County	No. Head	\$/ Hd.	Farm Gate Value	Rank	County	No. Head	\$/ Hd.	Farm Gate Value
33	Appling	3,000	\$2.80	\$8,400	33	Emanuel	3,000	\$2.80	\$8,400
27	Atkinson	6,500	\$2.80	\$18,200	38	Evans	1,000	\$2.80	\$2,800
-	Bacon			\$0	38	Fannin	1,000	\$2.80	\$2,800
17	Baker	20,000	\$2.80	\$56,000	45	Fayette	30	\$2.80	\$84
39	Baldwin	800	\$2.80	\$2,240	11	Floyd	100,000	\$2.80	\$280,000
24	Banks	10,000	\$2.80	\$28,000	-	Forsyth			\$0
-	Barrow			\$0	-	Franklin			\$0
-	Bartow			\$0	-	Fulton			\$0
40	Ben Hill	650	\$2.80	\$1,820	-	Gilmer			\$0
28	Berrien	6,000	\$2.80	\$16,800	-	Glascock			\$0
-	Bibb			\$0	-	Glynn			\$0
32	Bleckley	3,500	\$2.80	\$9,800	-	Gordon			\$0
-	Brantley			\$0	-	Grady			\$0
-	Brooks			\$0	1	Greene	2,000,000	\$2.80	\$5,600,000
-	Bryan			\$0	-	Gwinnett			\$0
5	Bulloch	280,000	\$2.80	\$784,000	7	Habersham	250,000	\$2.80	\$700,000
10	Burke	120,000	\$2.80	\$336,000	-	Hall			\$0
44	Butts	250	\$2.80	\$700	31	Hancock	4,000	\$2.80	\$11,200
13	Calhoun	60,000	\$2.80	\$168,000	-	Haralson			\$0
-	Camden			\$0	16	Harris	20,000	\$3.00	\$60,000
23	Candler	12,000	\$2.80	\$33,600	-	Hart			\$0
38	Carroll	1,000	\$2.80	\$2,800	-	Heard			\$0
36	Catoosa	1,600	\$2.80	\$4,480	-	Henry			\$0
42	Charlton	500	\$2.80	\$1,400	-	Houston			\$0
-	Chatham			\$0	14	Irwin	30,000	\$2.80	\$84,000
-	Chattahoochee			\$0	-	Jackson			\$0
33	Chattooga	3,000	\$2.80	\$8,400	38	Jasper	1,000	\$2.80	\$2,800
-	Cherokee			\$0	17	Jeff Davis	20,000	\$2.80	\$56,000
-	Clarke			\$0	15	Jefferson	25,000	\$2.80	\$70,000
-	Clay			\$0	20	Jenkins	15,000	\$2.80	\$42,000
-	Clayton			\$0	-	Johnson			\$0
-	Clinch			\$0	-	Jones			\$0
-	Cobb			\$0	37	Lamar	1,500	\$2.80	\$4,200
-	Coffee			\$0	24	Lanier	10,000	\$2.80	\$28,000
4	Colquitt	350,000	\$2.80	\$980,000	-	Laurens			\$0
-	Columbia			\$0	-	Lee			\$0
17	Cook	20,000	\$2.80	\$56,000	-	Liberty			\$0
-	Coweta			\$0	2	Lincoln	1,000,000	\$2.80	\$2,800,000
-	Crawford			\$0	-	Long			\$0
30	Crisp	5,000	\$2.80	\$14,000	19	Lowndes	15,000	\$3.20	\$48,000
-	Dade			\$0	26	Lumpkin	7,000	\$2.80	\$19,600
-	Dawson			\$0	34	Macon	2,500	\$2.80	\$7,000
32	Decatur	3,500	\$2.80	\$9,800	-	Madison			\$0
-	DeKalb			\$0	-	Marion			\$0
-	Dodge			\$0	-	McDuffie			\$0
-	Dooly			\$0	-	McIntosh			\$0
30	Dougherty	5,000	\$2.80	\$14,000	43	Meriwether	300	\$2.80	\$840
-	Douglas			\$0	14	Miller	30,000	\$2.80	\$84,000
22	Early	12,000	\$3.25	\$39,000	-	Mitchell			\$0
-	Echols			\$0	-	Monroe			\$0
44	Effingham	250	\$2.80	\$700	15	Montgomery	25,000	\$2.80	\$70,000
-	Elbert			\$0	3	Morgan	4,590,000	\$0.55	\$2,524,500

Quail

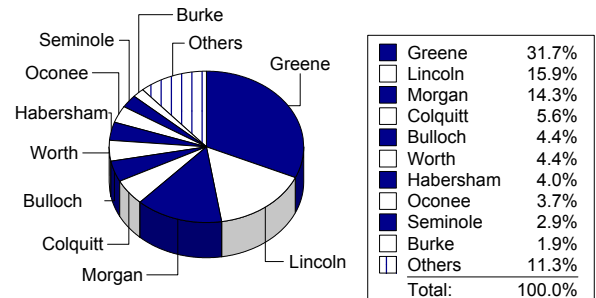
Farm Gate Value 2005

Rank	County	No. Head	\$/ Hd.	Farm Gate Value
-	Murray			\$0
-	Muscogee			\$0
-	Newton			\$0
8	Oconee	230,400	\$2.80	\$645,120
-	Oglethorpe			\$0
-	Paulding			\$0
38	Peach	1,000	\$2.80	\$2,800
-	Pickens			\$0
-	Pierce			\$0
-	Pike			\$0
-	Polk			\$0
21	Pulaski	100,000	\$0.40	\$40,000
25	Putnam	8,500	\$2.80	\$23,800
-	Quitman			\$0
-	Rabun			\$0
-	Randolph			\$0
44	Richmond	250	\$2.80	\$700
-	Rockdale			\$0
17	Schley	20,000	\$2.80	\$56,000
41	Screven	600	\$2.80	\$1,680
9	Seminole	180,000	\$2.80	\$504,000
-	Spalding			\$0
-	Stephens			\$0
35	Stewart	2,000	\$2.80	\$5,600
-	Sumter			\$0
-	Talbot			\$0
-	Taliaferro			\$0
20	Tattnall	15,000	\$2.80	\$42,000
-	Taylor			\$0
17	Telfair	20,000	\$2.80	\$56,000
38	Terrell	1,000	\$2.80	\$2,800
12	Thomas	72,000	\$3.00	\$216,000
-	Tift			\$0
34	Toombs	2,500	\$2.80	\$7,000
-	Towns			\$0
-	Treutlen			\$0
-	Troup			\$0
24	Turner	10,000	\$2.80	\$28,000
37	Twiggs	1,500	\$2.80	\$4,200
-	Union			\$0
31	Upson	4,000	\$2.80	\$11,200
-	Walker			\$0
-	Walton			\$0
-	Ware			\$0
-	Warren			\$0
18	Washington	18,000	\$2.80	\$50,400
31	Wayne	4,000	\$2.80	\$11,200
-	Webster			\$0
20	Wheeler	15,000	\$2.80	\$42,000
-	White			\$0
-	Whitfield			\$0
29	Wilcox	5,000	\$3.00	\$15,000

Rank	County	No. Head	\$/ Hd.	Farm Gate Value
-	Wilkes			\$0
38	Wilkinson	1,000	\$2.80	\$2,800
6	Worth	275,000	\$2.80	\$770,000
2005Totals		10,062,630		\$17,638,664

Percent of Livestock / Aquaculture 1.36%

Top Ten Counties For Quail



Top Ten Counties Quail

County	# Head	\$/ Hd.	Farm Gate Value
Greene	2,000,000	\$2.80	\$5,600,000
Lincoln	1,000,000	\$2.80	\$2,800,000
Morgan	4,590,000	\$0.55	\$2,524,500
Colquitt	350,000	\$2.80	\$980,000
Bulloch	280,000	\$2.80	\$784,000
Worth	275,000	\$2.80	\$770,000
Habersham	250,000	\$2.80	\$700,000
Oconee	230,400	\$2.80	\$645,120
Seminole	180,000	\$2.80	\$504,000
Burke	120,000	\$2.80	\$336,000

Sheep

Farm Gate Value 2005

Rank	County	No. Head	Prod./ Head	\$/ Hd.	Farm Gate Value	Rank	County	No. Head	Prod./ Head	\$/ Hd.	Farm Gate Value
-	Appling				\$0	-	Emanuel				\$0
-	Atkinson				\$0	-	Evans				\$0
-	Bacon				\$0	26	Fannin	20	1.25	\$80	\$2,000
25	Baker	25	1.25	\$80	\$2,500	26	Fayette	20	1.25	\$80	\$2,000
-	Baldwin				\$0	9	Floyd	165	1.25	\$80	\$16,500
7	Banks	200	1.25	\$80	\$20,000	-	Forsyth				\$0
-	Barrow				\$0	11	Franklin	100	1.50	\$100	\$15,000
6	Bartow	225	1.25	\$80	\$22,500	-	Fulton				\$0
-	Ben Hill				\$0	-	Gilmer				\$0
26	Berrien	20	1.25	\$80	\$2,000	-	Glascock				\$0
-	Bibb				\$0	-	Glynn				\$0
-	Bleckley				\$0	16	Gordon	80	1.25	\$80	\$8,000
-	Brantley				\$0	23	Grady	35	1.25	\$80	\$3,500
5	Brooks	250	1.25	\$80	\$25,000	-	Greene				\$0
20	Bryan	50	1.25	\$80	\$5,000	-	Gwinnett				\$0
25	Bulloch	25	1.25	\$80	\$2,500	-	Habersham				\$0
20	Burke	50	1.25	\$80	\$5,000	20	Hall	50	1.25	\$80	\$5,000
27	Butts	10	1.25	\$80	\$1,000	-	Hancock				\$0
15	Calhoun	100	1.25	\$80	\$10,000	-	Haralson				\$0
-	Camden				\$0	3	Harris	250	1.25	\$125	\$39,063
-	Candler				\$0	24	Hart	30	1.25	\$80	\$3,000
15	Carroll	100	1.25	\$80	\$10,000	26	Heard	20	1.25	\$80	\$2,000
-	Catoosa				\$0	21	Henry	45	1.25	\$80	\$4,500
-	Charlton				\$0	26	Houston	20	1.25	\$80	\$2,000
-	Chatham				\$0	-	Irwin				\$0
-	Chattahoochee				\$0	15	Jackson	100	1.25	\$80	\$10,000
-	Chattooga				\$0	15	Jasper	100	1.25	\$80	\$10,000
-	Cherokee				\$0	-	Jeff Davis				\$0
11	Clarke	150	1.25	\$80	\$15,000	22	Jefferson	38	1.25	\$80	\$3,800
-	Clay				\$0	-	Jenkins				\$0
-	Clayton				\$0	20	Johnson	50	1.25	\$80	\$5,000
25	Clinch	25	1.25	\$80	\$2,500	-	Jones				\$0
-	Cobb				\$0	25	Lamar	25	1.25	\$80	\$2,500
-	Coffee				\$0	25	Lanier	25	1.25	\$80	\$2,500
-	Colquitt				\$0	11	Laurens	150	1.25	\$80	\$15,000
-	Columbia				\$0	-	Lee				\$0
20	Cook	50	1.25	\$80	\$5,000	-	Liberty				\$0
26	Coweta	20	1.25	\$80	\$2,000	24	Lincoln	30	1.25	\$80	\$3,000
-	Crawford				\$0	-	Long				\$0
-	Crisp				\$0	-	Lowndes				\$0
20	Dade	50	1.25	\$80	\$5,000	16	Lumpkin	80	1.25	\$80	\$8,000
15	Dawson	100	1.25	\$80	\$10,000	-	Macon				\$0
-	Decatur				\$0	2	Madison	500	1.25	\$80	\$50,000
-	DeKalb				\$0	24	Marion	30	1.25	\$80	\$3,000
-	Dodge				\$0	-	McDuffie				\$0
-	Dooly				\$0	-	McIntosh				\$0
19	Dougherty	55	1.25	\$80	\$5,500	15	Meriwether	100	1.25	\$80	\$10,000
-	Douglas				\$0	-	Miller				\$0
-	Early				\$0	13	Mitchell	125	1.25	\$80	\$12,500
-	Echols				\$0	-	Monroe				\$0
-	Effingham				\$0	-	Montgomery				\$0
18	Elbert	70	1.25	\$80	\$7,000	-	Morgan				\$0

Sheep

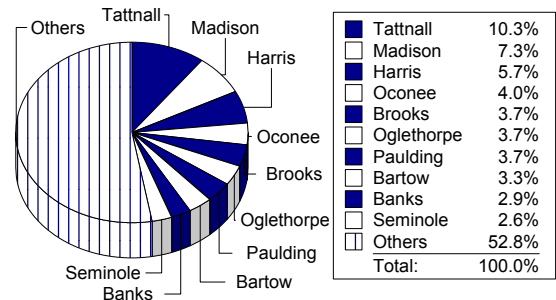
Farm Gate Value 2005

Rank	County	No. Head	Prod./ Head	\$/ Hd.	Farm Gate Value
20	Murray	50	1.25	\$80	\$5,000
-	Muscogee				\$0
13	Newton	125	1.25	\$80	\$12,500
4	Oconee	225	1.50	\$80	\$27,000
5	Oglethorpe	250	1.25	\$80	\$25,000
5	Paulding	250	1.25	\$80	\$25,000
-	Peach				\$0
25	Pickens	25	1.25	\$80	\$2,500
-	Pierce				\$0
25	Pike	25	1.25	\$80	\$2,500
25	Polk	25	1.25	\$80	\$2,500
-	Pulaski				\$0
20	Putnam	50	1.25	\$80	\$5,000
-	Quitman				\$0
12	Rabun	130	1.25	\$80	\$13,000
-	Randolph				\$0
-	Richmond				\$0
-	Rockdale				\$0
-	Schley				\$0
15	Screven	100	1.25	\$80	\$10,000
8	Seminole	176	1.25	\$80	\$17,600
-	Spalding				\$0
-	Stephens				\$0
-	Stewart				\$0
-	Sumter				\$0
-	Talbot				\$0
-	Taliaferro				\$0
1	Tattnall	700	1.25	\$80	\$70,000
-	Taylor				\$0
10	Telfair	30	1.75	\$300	\$15,750
23	Terrell	35	1.25	\$80	\$3,500
-	Thomas				\$0
25	Tift	25	1.25	\$80	\$2,500
-	Toombs				\$0
-	Towns				\$0
-	Treutlen				\$0
16	Troup	80	1.25	\$80	\$8,000
17	Turner	75	1.25	\$80	\$7,500
-	Twiggs				\$0
-	Union				\$0
14	Upson	75	1.25	\$125	\$11,719
11	Walker	150	1.25	\$80	\$15,000
-	Walton				\$0
-	Ware				\$0
-	Warren				\$0
-	Washington				\$0
27	Wayne	10	1.25	\$80	\$1,000
-	Webster				\$0
-	Wheeler				\$0
-	White				\$0
27	Whitfield	10	1.25	\$80	\$1,000
-	Wilcox				\$0

Rank	County	No. Head	Prod./ Head	\$/ Hd.	Farm Gate Value
26	Wilkes	20	1.25	\$80	\$2,000
-	Wilkinson				\$0
-	Worth				\$0
2005Totals		6,404			\$680,931

Percent of Livestock / Aquaculture 0.05%

Top Ten Counties For Sheep



Top Ten Counties Sheep

County	# Head	Prod./ Head	\$/ Hd.	Farm Gate Value
Tattnall	700	1.25	\$80	\$70,000
Madison	500	1.25	\$80	\$50,000
Harris	250	1.25	\$125	\$39,063
Oconee	225	1.50	\$80	\$27,000
Brooks	250	1.25	\$80	\$25,000
Oglethorpe	250	1.25	\$80	\$25,000
Paulding	250	1.25	\$80	\$25,000
Bartow	225	1.25	\$80	\$22,500
Banks	200	1.25	\$80	\$20,000
Seminole	176	1.25	\$80	\$17,600

Miscellaneous Livestock

Farm Gate Value 2005

County	Farm Gate Value	County	Farm Gate Value
Appling	\$3,000	Douglas	\$100,000
Atkinson	\$18,000	Early	
Bacon		Echols	
Baker		Effingham	
Baldwin		Elbert	
Banks		Emanuel	\$13,500
Barrow	\$225,000	Evans	\$3,097,500
Bartow		Fannin	\$223,500
Ben Hill		Fayette	
Berrien	\$110,183	Floyd	
Bibb		Forsyth	
Bleckley		Franklin	
Brantley		Fulton	
Brooks		Gilmer	
Bryan		Glascocock	
Bulloch		Glynn	
Burke		Gordon	
Butts		Grady	
Calhoun		Greene	
Camden		Gwinnett	
Candler		Habersham	
Carroll	\$30,000	Hall	
Catoosa		Hancock	
Charlton	\$33,750	Haralson	
Chatham		Harris	
Chattahoochee		Hart	
Chattooga		Heard	
Cherokee		Henry	
Clarke		Houston	
Clay		Irwin	
Clayton		Jackson	
Clinch	\$4,025,000	Jasper	\$12,500
Cobb		Jeff Davis	
Coffee	\$50,000	Jefferson	
Colquitt	\$870,000	Jenkins	\$2,250,000
Columbia	\$700,000	Johnson	
Cook		Jones	
Coweta		Lamar	
Crawford		Lanier	\$790,500
Crisp		Laurens	
Dade		Lee	\$2,100,000
Dawson		Liberty	
Decatur		Lincoln	\$30,000
DeKalb		Long	
Dodge		Lowndes	
Dooly		Lumpkin	
Dougherty	\$824,000	Macon	

Miscellaneous Livestock

Farm Gate Value 2005

County	Farm Gate Value	County	Farm Gate Value
Madison	\$315,000	Turner	
Marion		Twiggs	
McDuffie		Union	
McIntosh	\$490,000	Upson	\$900,000
Meriwether		Walker	\$15,000
Miller		Walton	\$45,000
Mitchell	\$5,250,000	Ware	
Monroe		Warren	
Montgomery		Washington	\$36,000
Morgan		Wayne	\$840,000
Murray		Webster	\$50,000
Muscogee		Wheeler	\$521,365
Newton		White	\$518,750
Oconee	\$59,250	Whitfield	
Oglethorpe		Wilcox	
Paulding		Wilkes	
Peach		Wilkinson	
Pickens		Worth	\$409,200
Pierce		2005 Totals	\$27,756,018
Pike		Percent of Livestock / Aquaculture	2.14%
Polk			
Pulaski	\$210,000		
Putnam	\$4,600		
Quitman			
Rabun			
Randolph			
Richmond			
Rockdale	\$25,420		
Schley			
Screven			
Seminole			
Spalding			
Stephens			
Stewart			
Sumter			
Talbot			
Taliaferro			
Tattnall	\$750,000		
Taylor			
Telfair	\$20,000		
Terrell			
Thomas			
Tift			
Toombs			
Towns	\$1,790,000		
Treutlen			
Troup			

Total Livestock and Aquaculture Value, 2005

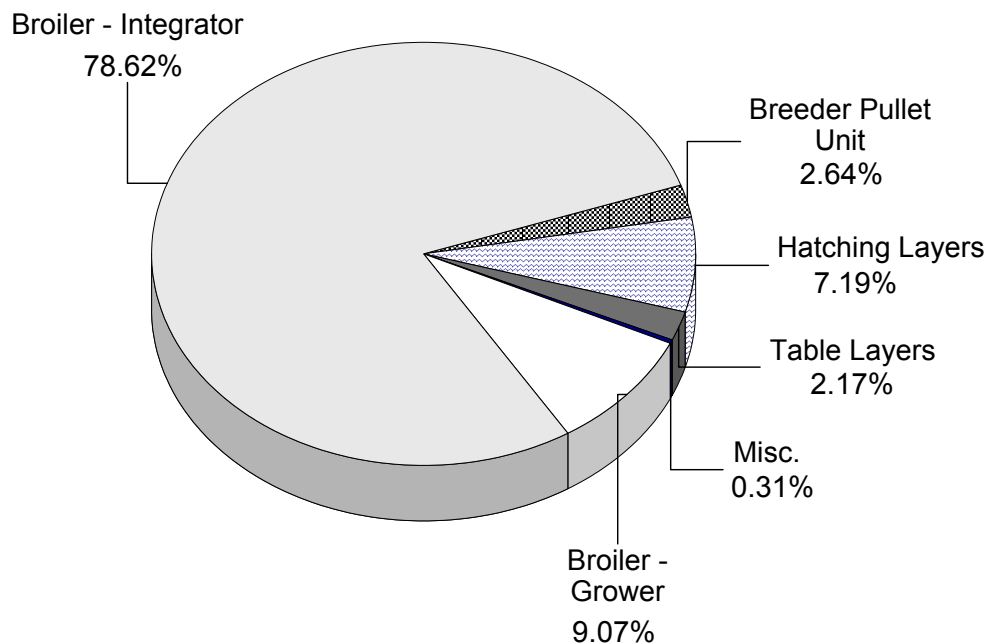
Rank	County	Farm Gate Value	Rank	County	Farm Gate Value	Rank	County	Farm Gate Value
17	Appling	\$15,676,552	68	Evans	\$7,060,360	36	Newton	\$11,006,835
109	Atkinson	\$4,543,439	118	Fannin	\$3,789,368	44	Oconee	\$9,996,805
70	Bacon	\$6,785,930	67	Fayette	\$7,066,234	7	Oglethorpe	\$25,210,110
87	Baker	\$5,547,428	46	Floyd	\$9,369,106	83	Paulding	\$5,725,874
90	Baldwin	\$5,423,995	33	Forsyth	\$11,741,405	66	Peach	\$7,086,040
50	Banks	\$8,861,776	39	Franklin	\$10,880,900	107	Pickens	\$4,595,833
127	Barrow	\$3,326,500	124	Fulton	\$3,514,595	84	Pierce	\$5,678,535
6	Bartow	\$28,613,649	65	Gilmer	\$7,093,149	97	Pike	\$5,069,646
80	Ben Hill	\$5,804,524	130	Glascocock	\$2,992,535	89	Polk	\$5,532,652
21	Berrien	\$14,700,515	138	Glynn	\$2,323,791	140	Pulaski	\$2,240,083
30	Bibb	\$12,805,468	45	Gordon	\$9,490,318	4	Putnam	\$32,100,985
121	Bleckley	\$3,748,970	42	Grady	\$10,162,616	151	Quitman	\$1,023,090
131	Brantley	\$2,886,856	12	Greene	\$18,105,297	142	Rabun	\$2,009,498
5	Brooks	\$32,069,820	91	Gwinnett	\$5,294,736	101	Randolph	\$4,902,759
136	Bryan	\$2,433,488	25	Habersham	\$13,454,230	95	Richmond	\$5,176,664
11	Bulloch	\$18,407,436	9	Hall	\$22,289,740	38	Rockdale	\$10,975,420
14	Burke	\$17,175,363	108	Hancock	\$4,544,290	147	Schley	\$1,667,566
126	Butts	\$3,506,618	116	Haralson	\$3,899,660	81	Screven	\$5,794,851
132	Calhoun	\$2,835,360	112	Harris	\$4,252,748	57	Seminole	\$8,136,988
157	Camden	\$323,484	15	Hart	\$16,797,066	122	Spalding	\$3,683,628
40	Candler	\$10,263,250	120	Heard	\$3,782,500	110	Stephens	\$4,431,262
10	Carroll	\$20,963,030	47	Henry	\$9,163,903	146	Stewart	\$1,676,360
139	Catoosa	\$2,304,748	69	Houston	\$6,914,690	28	Sumter	\$13,103,620
149	Charlton	\$1,552,029	60	Irwin	\$7,643,010	117	Talbot	\$3,897,820
141	Chatham	\$2,216,630	18	Jackson	\$15,485,535	-	Taliaferro	\$0
158	Chattahoochee	\$84,163	23	Jasper	\$14,121,925	27	Tattnall	\$13,230,308
52	Chattooga	\$8,637,332	58	Jeff Davis	\$7,903,231	115	Taylor	\$3,920,947
13	Cherokee	\$18,055,310	48	Jefferson	\$9,140,014	85	Telfair	\$5,646,950
94	Clarke	\$5,261,020	35	Jenkins	\$11,463,550	119	Terrell	\$3,786,538
129	Clay	\$3,095,298	102	Johnson	\$4,866,422	19	Thomas	\$15,114,153
156	Clayton	\$472,265	75	Jones	\$6,620,687	73	Tift	\$6,706,672
103	Clinch	\$4,844,184	51	Lamar	\$8,807,966	74	Toombs	\$6,693,878
104	Cobb	\$4,800,000	114	Lanier	\$4,033,388	24	Towns	\$14,049,582
29	Coffee	\$13,096,190	34	Laurens	\$11,629,326	123	Treutlen	\$3,534,548
20	Colquitt	\$15,065,200	31	Lee	\$12,456,125	49	Troup	\$8,873,690
53	Columbia	\$8,420,824	152	Liberty	\$662,071	56	Turner	\$8,163,140
111	Cook	\$4,379,887	71	Lincoln	\$6,748,692	148	Twiggs	\$1,571,681
54	Coweta	\$8,303,980	144	Long	\$1,709,043	88	Union	\$5,544,742
145	Crawford	\$1,708,839	96	Lowndes	\$5,148,540	76	Upson	\$6,574,952
86	Crisp	\$5,636,114	125	Lumpkin	\$3,507,246	41	Walker	\$10,225,426
134	Dade	\$2,703,236	3	Macon	\$32,323,830	62	Walton	\$7,502,738
113	Dawson	\$4,184,236	22	Madison	\$14,356,676	106	Ware	\$4,653,523
100	Decatur	\$4,906,510	135	Marion	\$2,687,971	16	Warren	\$16,473,502
153	DeKalb	\$660,000	61	McDuffie	\$7,602,474	82	Washington	\$5,792,690
72	Dodge	\$6,729,698	155	McIntosh	\$569,309	78	Wayne	\$6,168,327
99	Dooly	\$4,983,194	26	Meriwether	\$13,419,610	128	Webster	\$3,275,030
43	Dougherty	\$10,153,922	63	Miller	\$7,176,455	92	Wheeler	\$5,294,005
133	Douglas	\$2,807,412	2	Mitchell	\$36,664,270	64	White	\$7,138,242
55	Early	\$8,191,975	77	Monroe	\$6,508,707	37	Whitfield	\$10,991,302
154	Echols	\$649,890	59	Montgomery	\$7,650,856	98	Wilcox	\$5,069,211
93	Effingham	\$5,271,980	1	Morgan	\$38,051,780	8	Wilkes	\$24,869,464
79	Elbert	\$5,899,528	143	Murray	\$1,964,026	150	Wilkinson	\$1,531,172
105	Emanuel	\$4,722,914	137	Muscogee	\$2,393,326	32	Worth	\$11,799,626
GEORGIA								\$1,298,720,214

2005 Georgia Farm Gate Value

-Poultry and Eggs-

\$ 4,512,332,855

Poultry and Eggs 2005 Farm Gate Value



Broiler - Grower

Farm Gate Value 2005

Rank	County	No. Houses	Birds/House	Live Rate	Batches	Bird Weight	Price/Lb	Farm Gate Value
43	Appling	70	26,800	0.96	6.00	4.70	\$0.048	\$2,437,779
21	Atkinson	160	22,000	0.96	5.50	6.00	\$0.048	\$5,352,653
75	Bacon	18	27,000	0.96	6.00	4.70	\$0.048	\$631,536
41	Baker	72	23,000	0.96	5.00	6.60	\$0.048	\$2,518,180
66	Baldwin	23	26,000	0.96	6.00	5.35	\$0.048	\$884,542
6	Banks	506	25,600	0.96	5.50	5.50	\$0.048	\$18,056,282
37	Barrow	127	16,500	0.96	5.50	5.00	\$0.048	\$2,655,418
15	Bartow	225	26,000	0.96	5.50	5.35	\$0.048	\$7,932,038
68	Ben Hill	22	24,000	0.96	5.50	6.50	\$0.048	\$869,806
82	Berrien	18	17,933	0.96	5.50	6.00	\$0.048	\$490,853
79	Bibb	14	34,000	0.96	5.00	5.00	\$0.048	\$548,352
-	Bleckley							\$0
-	Brantley							\$0
73	Brooks	20	27,000	0.96	5.00	6.00	\$0.048	\$746,496
-	Bryan							\$0
62	Bulloch	30	27,000	0.96	6.00	5.00	\$0.048	\$1,119,744
-	Burke							\$0
-	Butts							\$0
48	Calhoun	48	24,000	0.96	5.25	7.00	\$0.048	\$1,950,843
-	Camden							\$0
90	Candler	7	26,800	0.96	6.00	4.70	\$0.048	\$243,778
12	Carroll	330	26,000	0.96	5.50	5.35	\$0.048	\$11,633,656
32	Catoosa	104	26,000	0.96	5.50	5.35	\$0.048	\$3,666,364
98	Charlton	4	26,800	0.96	6.00	4.70	\$0.048	\$139,302
-	Chatham							\$0
83	Chattahoochee	10	23,000	0.96	5.50	7.00	\$0.048	\$408,038
99	Chattooga	4	25,000	0.96	6.00	5.00	\$0.048	\$138,240
34	Cherokee	127	17,000	0.96	6.00	5.00	\$0.048	\$2,984,602
86	Clarke	12	20,000	0.96	5.00	5.00	\$0.048	\$276,480
-	Clay							\$0
-	Clayton							\$0
80	Clinch	4	19,500	0.96	5.00	30.00	\$0.048	\$539,136
-	Cobb							\$0
13	Coffee	314	22,000	0.96	5.50	6.00	\$0.048	\$10,504,581
22	Colquitt	146	26,000	0.96	5.10	6.00	\$0.048	\$5,352,542
-	Columbia							\$0
76	Cook	16	23,000	0.96	5.50	6.50	\$0.048	\$606,228
-	Coweta							\$0
40	Crawford	78	23,500	0.96	5.50	5.50	\$0.048	\$2,555,055
74	Crisp	18	25,200	0.96	5.50	6.25	\$0.048	\$718,502
58	Dade	41	26,000	0.96	5.50	5.35	\$0.048	\$1,445,394
20	Dawson	165	25,000	0.96	5.50	5.35	\$0.048	\$5,593,104
38	Decatur	68	24,000	0.96	5.00	7.00	\$0.048	\$2,632,090
-	DeKalb							\$0
92	Dodge	6	23,000	0.96	5.50	6.50	\$0.048	\$227,336
67	Dooly	44	24,000	0.96	4.00	4.50	\$0.048	\$875,889
96	Dougherty	4	23,000	0.96	5.50	6.50	\$0.048	\$151,557
101	Douglas	2	26,000	0.96	5.50	4.00	\$0.048	\$52,716
96	Early	4	23,000	0.96	5.50	6.50	\$0.048	\$151,557
-	Echols							\$0

Broiler - Grower

Farm Gate Value 2005

Rank	County	No. Houses	Birds/House	Live Rate	Batches	Bird Weight	Price/Lb	Farm Gate Value
-	Effingham							\$0
25	Elbert	127	23,000	0.96	6.00	6.00	\$0.048	\$4,845,588
-	Emanuel							\$0
51	Evans	54	26,850	0.96	6.00	4.60	\$0.048	\$1,843,994
57	Fannin	46	25,600	0.96	5.50	5.35	\$0.048	\$1,596,713
-	Fayette							\$0
28	Floyd	100	30,000	0.96	7.50	4.00	\$0.048	\$4,147,200
39	Forsyth	84	19,500	0.96	5.75	6.00	\$0.048	\$2,604,027
1	Franklin	800	25,600	0.96	5.50	5.35	\$0.048	\$27,768,914
-	Fulton							\$0
5	Gilmer	489	25,600	0.96	6.00	5.45	\$0.048	\$18,862,925
-	Glascocock							\$0
-	Glynn							\$0
8	Gordon	434	26,000	0.96	5.50	5.35	\$0.048	\$15,300,021
42	Grady	68	23,000	0.96	5.75	6.00	\$0.048	\$2,486,385
46	Greene	60	24,000	0.96	6.00	5.00	\$0.048	\$1,990,656
77	Gwinnett	16	26,000	0.96	6.00	5.00	\$0.048	\$575,078
4	Habersham	600	24,000	0.96	5.50	5.35	\$0.048	\$19,525,018
2	Hall	690	25,600	0.96	5.50	5.35	\$0.048	\$23,950,688
-	Hancock							\$0
35	Haralson	90	26,000	0.96	5.50	5.00	\$0.048	\$2,965,248
-	Harris							\$0
9	Hart	436	25,600	0.96	5.50	5.35	\$0.048	\$15,134,058
29	Heard	114	26,000	0.96	5.50	5.35	\$0.048	\$4,018,899
-	Henry							\$0
63	Houston	36	27,900	0.96	6.00	4.00	\$0.048	\$1,110,786
84	Irwin	10	23,000	0.96	5.50	6.50	\$0.048	\$378,893
7	Jackson	500	25,600	0.96	5.50	5.35	\$0.048	\$17,355,571
94	Jasper	5	25,600	0.96	5.50	5.35	\$0.048	\$173,556
60	Jeff Davis	36	26,800	0.96	6.00	4.70	\$0.048	\$1,253,715
-	Jefferson							\$0
-	Jenkins							\$0
-	Johnson							\$0
81	Jones	15	25,600	0.96	5.50	5.35	\$0.048	\$520,667
52	Lamar	52	25,000	0.96	6.00	5.00	\$0.048	\$1,797,120
-	Lanier							\$0
-	Laurens							\$0
-	Lee							\$0
-	Liberty							\$0
-	Lincoln							\$0
69	Long	21	27,200	0.96	6.00	5.50	\$0.048	\$868,590
-	Lowndes							\$0
33	Lumpkin	86	25,600	0.96	5.50	5.35	\$0.048	\$2,985,158
17	Macon	213	24,500	0.96	5.50	5.50	\$0.048	\$7,274,172
3	Madison	588	25,600	0.96	5.50	5.50	\$0.048	\$20,982,399
45	Marion	63	23,000	0.96	5.50	6.00	\$0.048	\$2,203,407
-	McDuffie							\$0
-	McIntosh							\$0
-	Meriwether							\$0
88	Miller	6	25,000	0.96	6.00	6.00	\$0.048	\$248,832

Broiler - Grower

Farm Gate Value 2005

Rank	County	No. Houses	Birds/House	Live Rate	Batches	Bird Weight	Price/Lb	Farm Gate Value
16	Mitchell	193	23,000	0.96	5.50	7.00	\$0.048	\$7,875,141
36	Monroe	77	26,357	0.96	5.50	5.50	\$0.048	\$2,828,945
-	Montgomery							\$0
23	Morgan	158	23,800	0.96	6.00	5.00	\$0.048	\$5,198,377
18	Murray	206	26,000	0.96	5.50	5.35	\$0.048	\$7,262,222
-	Muscogee							\$0
93	Newton	6	25,600	0.96	6.00	5.35	\$0.048	\$227,200
14	Oconee	251	25,600	0.96	5.50	5.00	\$0.048	\$8,142,520
11	Oglethorpe	308	30,000	0.96	5.50	5.00	\$0.048	\$11,708,928
49	Paulding	55	26,000	0.96	5.50	5.35	\$0.048	\$1,938,943
-	Peach							\$0
24	Pickens	224	20,000	0.96	5.00	5.00	\$0.048	\$5,160,960
98	Pierce	4	26,800	0.96	6.00	4.70	\$0.048	\$139,302
64	Pike	28	26,000	0.96	5.50	5.35	\$0.048	\$987,098
55	Polk	50	26,000	0.96	5.50	5.00	\$0.048	\$1,647,360
72	Pulaski	20	23,000	0.96	5.50	6.50	\$0.048	\$757,786
-	Putnam							\$0
-	Quitman							\$0
59	Rabun	40	25,600	0.96	5.50	5.00	\$0.048	\$1,297,613
-	Randolph							\$0
-	Richmond							\$0
-	Rockdale							\$0
53	Schley	50	23,500	0.96	5.50	6.00	\$0.048	\$1,786,752
-	Screven							\$0
-	Seminole							\$0
87	Spalding	8	26,000	0.96	5.00	5.50	\$0.048	\$263,578
30	Stephens	115	25,600	0.96	5.50	5.35	\$0.048	\$3,991,781
85	Stewart	10	23,000	0.96	5.00	6.00	\$0.048	\$317,952
54	Sumter	44	25,200	0.96	6.00	5.75	\$0.048	\$1,762,726
-	Talbot							\$0
-	Taliaferro							\$0
10	Tattnall	355	26,000	0.96	6.00	4.80	\$0.048	\$12,249,170
50	Taylor	56	26,000	0.96	5.50	5.00	\$0.048	\$1,845,043
-	Telfair							\$0
-	Terrell							\$0
65	Thomas	26	23,000	0.96	5.50	6.50	\$0.048	\$985,121
-	Tift							\$0
89	Toombs	6	26,800	0.96	6.00	5.50	\$0.048	\$244,519
100	Towns	2	36,000	0.96	4.00	4.00	\$0.048	\$53,084
-	Treutlen							\$0
-	Troup							\$0
61	Turner	32	25,000	0.96	5.50	6.00	\$0.048	\$1,216,512
-	Twiggs							\$0
78	Union	10	50,000	0.96	6.00	4.00	\$0.048	\$552,960
47	Upson	56	26,000	0.96	5.50	5.35	\$0.048	\$1,974,196
26	Walker	130	26,000	0.96	5.50	5.00	\$0.048	\$4,283,136
44	Walton	64	24,000	0.96	5.50	6.00	\$0.048	\$2,335,703
70	Ware	22	26,800	0.96	6.00	4.70	\$0.048	\$766,159
-	Warren							\$0
-	Washington							\$0

Broiler - Grower

Farm Gate Value 2005

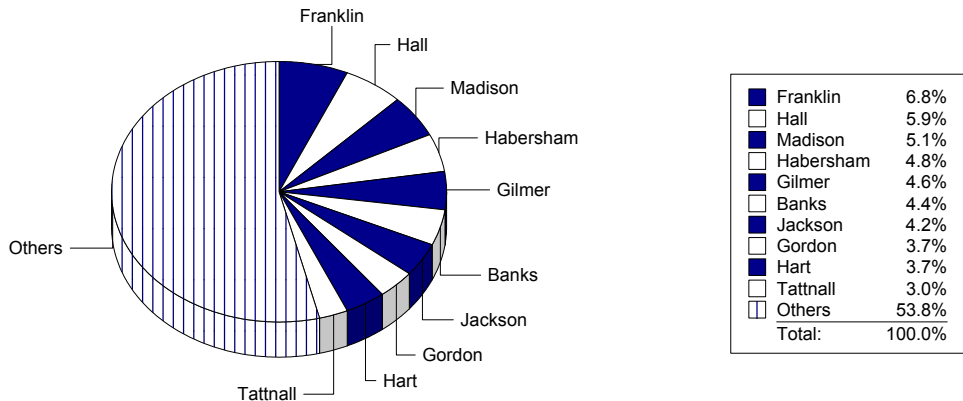
Rank	County	No. Houses	Birds/House	Live Rate	Batches	Bird Weight	Price/Lb	Farm Gate Value
95	Wayne	4	26,800	0.96	7.00	4.50	\$0.048	\$155,603
97	Webster	4	23,000	0.96	5.50	6.00	\$0.048	\$139,899
-	Wheeler							\$0
19	White	190	25,600	0.96	5.50	5.35	\$0.048	\$6,595,117
31	Whitfield	110	26,000	0.96	5.50	5.35	\$0.048	\$3,877,885
27	Wilcox	120	25,500	0.96	5.50	5.50	\$0.048	\$4,265,395
56	Wilkes	47	25,600	0.96	5.50	5.35	\$0.048	\$1,631,424
91	Wilkinson	7	25,000	0.96	6.00	4.75	\$0.048	\$229,824
71	Worth	18	23,500	0.96	6.00	6.50	\$0.048	\$760,182
2005 Totals		11,806						\$409,315,065

Percent of Poultry and Eggs

9.07%

Top Ten Counties

For Broiler - Grower



Top Ten Counties

Broiler - Grower

County	No. Houses	Capacity	Live Rate	Batches	Weight	Price	Farm Gate Value
Franklin	800	25,600	0.96	5.50	5.35	\$0.048	\$27,768,914
Hall	690	25,600	0.96	5.50	5.35	\$0.048	\$23,950,688
Madison	588	25,600	0.96	5.50	5.50	\$0.048	\$20,982,399
Habersham	600	24,000	0.96	5.50	5.35	\$0.048	\$19,525,018
Gilmer	489	25,600	0.96	6.00	5.45	\$0.048	\$18,862,925
Banks	506	25,600	0.96	5.50	5.50	\$0.048	\$18,056,282
Jackson	500	25,600	0.96	5.50	5.35	\$0.048	\$17,355,571
Gordon	434	26,000	0.96	5.50	5.35	\$0.048	\$15,300,021
Hart	436	25,600	0.96	5.50	5.35	\$0.048	\$15,134,058
Tattall	355	26,000	0.96	6.00	4.80	\$0.048	\$12,249,170

Broiler - Integrator

Farm Gate Value 2005

Rank	County	No. Houses	Birds/House	Live Rate	Batches	Bird Weight	Price/Lb	Farm Gate Value
43	Appling	70	26,800	0.96	6.00	4.70	\$0.416	\$21,127,422
21	Atkinson	160	22,000	0.96	5.50	6.00	\$0.416	\$46,389,658
75	Bacon	18	27,000	0.96	6.00	4.70	\$0.416	\$5,473,309
41	Baker	72	23,000	0.96	5.00	6.60	\$0.416	\$21,824,225
66	Baldwin	23	26,000	0.96	6.00	5.35	\$0.416	\$7,666,035
6	Banks	506	25,600	0.96	5.50	5.50	\$0.416	\$156,487,778
37	Barrow	127	16,500	0.96	5.50	5.00	\$0.416	\$23,013,619
15	Bartow	225	26,000	0.96	5.50	5.35	\$0.416	\$68,744,333
68	Ben Hill	22	24,000	0.96	5.50	6.50	\$0.416	\$7,538,319
82	Berrien	18	17,933	0.96	5.50	6.00	\$0.416	\$4,254,063
79	Bibb	14	34,000	0.96	5.00	5.00	\$0.416	\$4,752,384
-	Bleckley							\$0
-	Brantley							\$0
73	Brooks	20	27,000	0.96	5.00	6.00	\$0.416	\$6,469,632
-	Bryan							\$0
62	Bulloch	30	27,000	0.96	6.00	5.00	\$0.416	\$9,704,448
-	Burke							\$0
-	Butts							\$0
48	Calhoun	48	24,000	0.96	5.25	7.00	\$0.416	\$16,907,305
-	Camden							\$0
90	Candler	7	26,800	0.96	6.00	4.70	\$0.416	\$2,112,742
12	Carroll	330	26,000	0.96	5.50	5.35	\$0.416	\$100,825,021
32	Catoosa	104	26,000	0.96	5.50	5.35	\$0.416	\$31,775,158
98	Charlton	4	26,800	0.96	6.00	4.70	\$0.416	\$1,207,281
-	Chatham							\$0
83	Chattahoochee	10	23,000	0.96	5.50	7.00	\$0.416	\$3,536,333
99	Chattooga	4	25,000	0.96	6.00	5.00	\$0.416	\$1,198,080
34	Cherokee	127	17,000	0.96	6.00	5.00	\$0.416	\$25,866,547
86	Clarke	12	20,000	0.96	5.00	5.00	\$0.416	\$2,396,160
-	Clay							\$0
-	Clayton							\$0
80	Clinch	4	19,500	0.96	5.00	30.00	\$0.416	\$4,672,512
-	Cobb							\$0
13	Coffee	314	22,000	0.96	5.50	6.00	\$0.416	\$91,039,703
22	Colquitt	146	26,000	0.96	5.10	6.00	\$0.416	\$46,388,699
-	Columbia							\$0
76	Cook	16	23,000	0.96	5.50	6.50	\$0.416	\$5,253,980
-	Coweta							\$0
40	Crawford	78	23,500	0.96	5.50	5.50	\$0.416	\$22,143,813
74	Crisp	18	25,200	0.96	5.50	6.25	\$0.416	\$6,227,021
58	Dade	41	26,000	0.96	5.50	5.35	\$0.416	\$12,526,745
20	Dawson	165	25,000	0.96	5.50	5.35	\$0.416	\$48,473,568
38	Decatur	68	24,000	0.96	5.00	7.00	\$0.416	\$22,811,443
-	DeKalb							\$0
92	Dodge	6	23,000	0.96	5.50	6.50	\$0.416	\$1,970,243
67	Dooly	44	24,000	0.96	4.00	4.50	\$0.416	\$7,591,035
96	Dougherty	4	23,000	0.96	5.50	6.50	\$0.416	\$1,313,495
101	Douglas	2	26,000	0.96	5.50	4.00	\$0.416	\$456,868
96	Early	4	23,000	0.96	5.50	6.50	\$0.416	\$1,313,495
-	Echols							\$0

Broiler - Integrator

Farm Gate Value 2005

Rank	County	No. Houses	Birds/House	Live Rate	Batches	Bird Weight	Price/Lb	Farm Gate Value
-	Effingham							\$0
25	Elbert	127	23,000	0.96	6.00	6.00	\$0.416	\$41,995,100
-	Emanuel							\$0
51	Evans	54	26,850	0.96	6.00	4.60	\$0.416	\$15,981,285
57	Fannin	46	25,600	0.96	5.50	5.35	\$0.416	\$13,838,175
-	Fayette							\$0
28	Floyd	100	30,000	0.96	7.50	4.00	\$0.416	\$35,942,400
39	Forsyth	84	19,500	0.96	5.75	6.00	\$0.416	\$22,568,233
1	Franklin	800	25,600	0.96	5.50	5.35	\$0.416	\$240,663,921
-	Fulton							\$0
5	Gilmer	489	25,600	0.96	6.00	5.45	\$0.416	\$163,478,687
-	Glascocock							\$0
-	Glynn							\$0
8	Gordon	434	26,000	0.96	5.50	5.35	\$0.416	\$132,600,180
42	Grady	68	23,000	0.96	5.75	6.00	\$0.416	\$21,548,667
46	Greene	60	24,000	0.96	6.00	5.00	\$0.416	\$17,252,352
77	Gwinnett	16	26,000	0.96	6.00	5.00	\$0.416	\$4,984,013
4	Habersham	600	24,000	0.96	5.50	5.35	\$0.416	\$169,216,819
2	Hall	690	25,600	0.96	5.50	5.35	\$0.416	\$207,572,632
-	Hancock							\$0
35	Haralson	90	26,000	0.96	5.50	5.00	\$0.416	\$25,698,816
-	Harris							\$0
9	Hart	436	25,600	0.96	5.50	5.35	\$0.416	\$131,161,837
29	Heard	114	26,000	0.96	5.50	5.35	\$0.416	\$34,830,462
-	Henry							\$0
63	Houston	36	27,900	0.96	6.00	4.00	\$0.416	\$9,626,812
84	Irwin	10	23,000	0.96	5.50	6.50	\$0.416	\$3,283,738
7	Jackson	500	25,600	0.96	5.50	5.35	\$0.416	\$150,414,950
94	Jasper	5	25,600	0.96	5.50	5.35	\$0.416	\$1,504,150
60	Jeff Davis	36	26,800	0.96	6.00	4.70	\$0.416	\$10,865,531
-	Jefferson							\$0
-	Jenkins							\$0
-	Johnson							\$0
81	Jones	15	25,600	0.96	5.50	5.35	\$0.416	\$4,512,449
52	Lamar	52	25,000	0.96	6.00	5.00	\$0.416	\$15,575,040
-	Lanier							\$0
-	Laurens							\$0
-	Lee							\$0
-	Liberty							\$0
-	Lincoln							\$0
69	Long	21	27,200	0.96	6.00	5.50	\$0.416	\$7,527,776
-	Lowndes							\$0
33	Lumpkin	86	25,600	0.96	5.50	5.35	\$0.416	\$25,871,371
17	Macon	213	24,500	0.96	5.50	5.50	\$0.416	\$63,042,820
3	Madison	588	25,600	0.96	5.50	5.50	\$0.416	\$181,847,458
45	Marion	63	23,000	0.96	5.50	6.00	\$0.416	\$19,096,197
-	McDuffie							\$0
-	McIntosh							\$0
-	Meriwether							\$0
88	Miller	6	25,000	0.96	6.00	6.00	\$0.416	\$2,156,544

Broiler - Integrator

Farm Gate Value 2005

Rank	County	No. Houses	Birds/House	Live Rate	Batches	Bird Weight	Price/Lb	Farm Gate Value
16	Mitchell	193	23,000	0.96	5.50	7.00	\$0.416	\$68,251,223
36	Monroe	77	26,357	0.96	5.50	5.50	\$0.416	\$24,517,526
-	Montgomery							\$0
23	Morgan	158	23,800	0.96	6.00	5.00	\$0.416	\$45,052,600
18	Murray	206	26,000	0.96	5.50	5.35	\$0.416	\$62,939,256
-	Muscogee							\$0
93	Newton	6	25,600	0.96	6.00	5.35	\$0.416	\$1,969,068
14	Oconee	251	25,600	0.96	5.50	5.00	\$0.416	\$70,568,509
11	Oglethorpe	308	30,000	0.96	5.50	5.00	\$0.416	\$101,477,376
49	Paulding	55	26,000	0.96	5.50	5.35	\$0.416	\$16,804,170
-	Peach							\$0
24	Pickens	224	20,000	0.96	5.00	5.00	\$0.416	\$44,728,320
98	Pierce	4	26,800	0.96	6.00	4.70	\$0.416	\$1,207,281
64	Pike	28	26,000	0.96	5.50	5.35	\$0.416	\$8,554,850
55	Polk	50	26,000	0.96	5.50	5.00	\$0.416	\$14,277,120
72	Pulaski	20	23,000	0.96	5.50	6.50	\$0.416	\$6,567,475
-	Putnam							\$0
-	Quitman							\$0
59	Rabun	40	25,600	0.96	5.50	5.00	\$0.416	\$11,245,978
-	Randolph							\$0
-	Richmond							\$0
-	Rockdale							\$0
53	Schley	50	23,500	0.96	5.50	6.00	\$0.416	\$15,485,184
-	Screven							\$0
-	Seminole							\$0
87	Spalding	8	26,000	0.96	5.00	5.50	\$0.416	\$2,284,339
30	Stephens	115	25,600	0.96	5.50	5.35	\$0.416	\$34,595,439
85	Stewart	10	23,000	0.96	5.00	6.00	\$0.416	\$2,755,584
54	Sumter	44	25,200	0.96	6.00	5.75	\$0.416	\$15,276,958
-	Talbot							\$0
-	Taliaferro							\$0
10	Tattnall	355	26,000	0.96	6.00	4.80	\$0.416	\$106,159,473
50	Taylor	56	26,000	0.96	5.50	5.00	\$0.416	\$15,990,374
-	Telfair							\$0
-	Terrell							\$0
65	Thomas	26	23,000	0.96	5.50	6.50	\$0.416	\$8,537,718
-	Tift							\$0
89	Toombs	6	26,800	0.96	6.00	5.50	\$0.416	\$2,119,164
100	Towns	2	36,000	0.96	4.00	4.00	\$0.416	\$460,063
-	Treutlen							\$0
-	Troup							\$0
61	Turner	32	25,000	0.96	5.50	6.00	\$0.416	\$10,543,104
-	Twiggs							\$0
78	Union	10	50,000	0.96	6.00	4.00	\$0.416	\$4,792,320
47	Upson	56	26,000	0.96	5.50	5.35	\$0.416	\$17,109,701
26	Walker	130	26,000	0.96	5.50	5.00	\$0.416	\$37,120,512
44	Walton	64	24,000	0.96	5.50	6.00	\$0.416	\$20,242,760
70	Ware	22	26,800	0.96	6.00	4.70	\$0.416	\$6,640,047
-	Warren							\$0
-	Washington							\$0

Broiler - Integrator

Farm Gate Value 2005

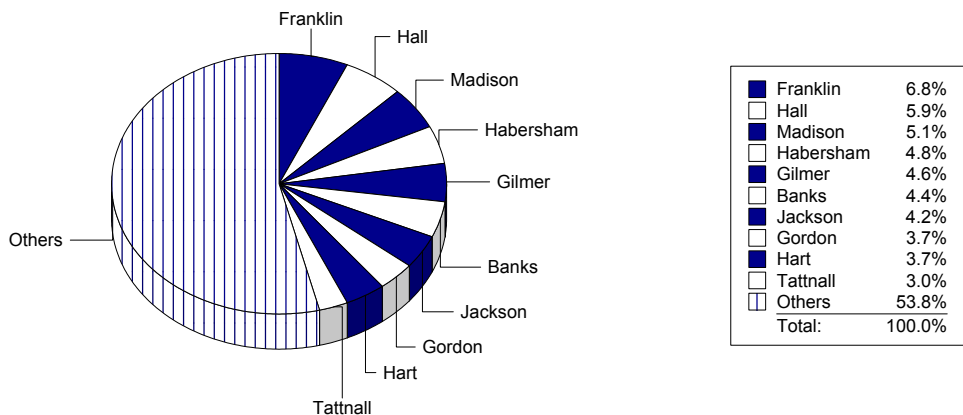
Rank	County	No. Houses	Birds/House	Live Rate	Batches	Bird Weight	Price/Lb	Farm Gate Value
95	Wayne	4	26,800	0.96	7.00	4.50	\$0.416	\$1,348,559
97	Webster	4	23,000	0.96	5.50	6.00	\$0.416	\$1,212,457
-	Wheeler							\$0
19	White	190	25,600	0.96	5.50	5.35	\$0.416	\$57,157,681
31	Whitfield	110	26,000	0.96	5.50	5.35	\$0.416	\$33,608,340
27	Wilcox	120	25,500	0.96	5.50	5.50	\$0.416	\$36,966,758
56	Wilkes	47	25,600	0.96	5.50	5.35	\$0.416	\$14,139,005
91	Wilkinson	7	25,000	0.96	6.00	4.75	\$0.416	\$1,991,808
71	Worth	18	23,500	0.96	6.00	6.50	\$0.416	\$6,588,242
2005 Totals		11,806						\$3,547,397,230

Percent of Poultry and Eggs

78.62%

Top Ten Counties

For Broiler - Integrator



Top Ten Counties

Broiler - Integrator

County	No. Houses	Capacity	Live Rate	Batches	Weight	Price	Farm Gate Value
Franklin	800	25,600	0.96	5.50	5.35	\$0.416	\$240,663,921
Hall	690	25,600	0.96	5.50	5.35	\$0.416	\$207,572,632
Madison	588	25,600	0.96	5.50	5.50	\$0.416	\$181,847,458
Habersham	600	24,000	0.96	5.50	5.35	\$0.416	\$169,216,819
Gilmer	489	25,600	0.96	6.00	5.45	\$0.416	\$163,478,687
Banks	506	25,600	0.96	5.50	5.50	\$0.416	\$156,487,778
Jackson	500	25,600	0.96	5.50	5.35	\$0.416	\$150,414,950
Gordon	434	26,000	0.96	5.50	5.35	\$0.416	\$132,600,180
Hart	436	25,600	0.96	5.50	5.35	\$0.416	\$131,161,837
Tattnall	355	26,000	0.96	6.00	4.80	\$0.416	\$106,159,473

Breeder Pullet Unit

Farm Gate Value 2005

Rank	County	No. Houses	Capacity per House	Price	Farm Gate Value	Rank	County	No. Houses	Capacity per House	Price	Farm Gate Value
22	Appling	8	12,000	\$12.00	\$1,152,000	-	Echols				\$0
-	Atkinson				\$0	-	Effingham				\$0
-	Bacon				\$0	-	Elbert				\$0
-	Baker				\$0	-	Emanuel				\$0
-	Baldwin				\$0	30	Evans	2	24,000	\$12.00	\$576,000
5	Banks	46	12,000	\$12.00	\$6,624,000	30	Fannin	4	12,000	\$12.00	\$576,000
28	Barrow	6	10,000	\$12.00	\$720,000	-	Fayette				\$0
16	Bartow	12	12,000	\$12.00	\$1,728,000	33	Floyd	2	12,000	\$12.00	\$288,000
-	Ben Hill				\$0	20	Forsyth	11	9,200	\$12.00	\$1,214,400
13	Berrien	18	11,600	\$12.00	\$2,505,600	10	Franklin	22	12,000	\$12.00	\$3,168,000
-	Bibb				\$0	-	Fulton				\$0
-	Bleckley				\$0	4	Gilmer	63	12,000	\$12.00	\$9,072,000
-	Brantley				\$0	-	Glascok				\$0
-	Brooks				\$0	-	Glynn				\$0
-	Bryan				\$0	6	Gordon	34	12,000	\$12.00	\$4,896,000
-	Bulloch				\$0	15	Grady	12	13,500	\$12.00	\$1,944,000
-	Burke				\$0	-	Greene				\$0
-	Butts				\$0	-	Gwinnett				\$0
-	Calhoun				\$0	2	Habersham	100	12,000	\$12.00	\$14,400,000
-	Camden				\$0	1	Hall	77	20,000	\$12.00	\$18,480,000
-	Candler				\$0	-	Hancock				\$0
12	Carroll	20	12,000	\$12.00	\$2,880,000	-	Haralson				\$0
-	Catoosa				\$0	-	Harris				\$0
22	Charlton	8	12,000	\$12.00	\$1,152,000	6	Hart	34	12,000	\$12.00	\$4,896,000
-	Chatham				\$0	31	Heard	3	12,000	\$12.00	\$432,000
-	Chattahoochee				\$0	-	Henry				\$0
-	Chattooga				\$0	-	Houston				\$0
34	Cherokee	2	10,400	\$12.00	\$249,600	-	Irwin				\$0
-	Clarke				\$0	3	Jackson	66	12,000	\$12.00	\$9,504,000
-	Clay				\$0	11	Jasper	3	84,000	\$12.00	\$3,024,000
-	Clayton				\$0	-	Jeff Davis				\$0
-	Clinch				\$0	-	Jefferson				\$0
-	Cobb				\$0	-	Jenkins				\$0
18	Coffee	10	12,650	\$12.00	\$1,518,000	-	Johnson				\$0
17	Colquitt	14	10,000	\$12.00	\$1,680,000	-	Jones				\$0
-	Columbia				\$0	-	Lamar				\$0
-	Cook				\$0	-	Lanier				\$0
-	Coweta				\$0	-	Laurens				\$0
-	Crawford				\$0	-	Lee				\$0
-	Crisp				\$0	-	Liberty				\$0
31	Dade	3	12,000	\$12.00	\$432,000	-	Lincoln				\$0
7	Dawson	30	12,000	\$12.00	\$4,320,000	29	Long	2	27,200	\$12.00	\$652,800
-	Decatur				\$0	-	Lowndes				\$0
-	DeKalb				\$0	-	Lumpkin				\$0
-	Dodge				\$0	8	Macon	22	16,000	\$12.00	\$4,224,000
-	Dooly				\$0	9	Madison	29	12,000	\$12.00	\$4,176,000
-	Dougherty				\$0	27	Marion	4	16,000	\$12.00	\$768,000
-	Douglas				\$0	-	McDuffie				\$0
-	Early				\$0	-	McIntosh				\$0

Breeder Pullet Unit

Farm Gate Value 2005

Rank	County	No. Houses	Capacity per House	Price	Farm Gate Value
-	Meriwether				\$0
-	Miller				\$0
-	Mitchell				\$0
25	Monroe	5	15,150	\$12.00	\$909,000
-	Montgomery				\$0
-	Morgan				\$0
-	Murray				\$0
-	Muscogee				\$0
-	Newton				\$0
28	Oconee	5	12,000	\$12.00	\$720,000
14	Oglethorpe	17	10,353	\$12.00	\$2,112,012
-	Paulding				\$0
-	Peach				\$0
19	Pickens	10	12,000	\$12.00	\$1,440,000
-	Pierce				\$0
-	Pike				\$0
-	Polk				\$0
-	Pulaski				\$0
-	Putnam				\$0
-	Quitman				\$0
-	Rabun				\$0
-	Randolph				\$0
-	Richmond				\$0
-	Rockdale				\$0
-	Schley				\$0
-	Screven				\$0
-	Seminole				\$0
-	Spalding				\$0
-	Stephens				\$0
-	Stewart				\$0
23	Sumter	6	15,150	\$12.00	\$1,090,800
-	Talbot				\$0
-	Taliaferro				\$0
26	Tattnall	6	12,000	\$12.00	\$864,000
-	Taylor				\$0
-	Telfair				\$0
-	Terrell				\$0
-	Thomas				\$0
32	Tift	2	16,500	\$12.00	\$396,000
-	Toombs				\$0
-	Towns				\$0
-	Treutlen				\$0
-	Troup				\$0
-	Turner				\$0
-	Twiggs				\$0
21	Union	10	10,000	\$12.00	\$1,200,000
-	Upson				\$0
31	Walker	3	12,000	\$12.00	\$432,000
-	Walton				\$0

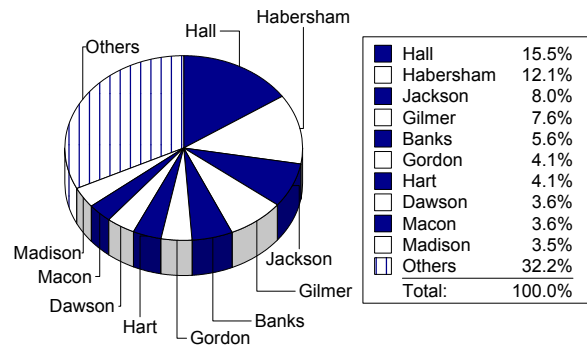
Rank	County	No. Houses	Capacity per House	Price	Farm Gate Value
24	Ware	6	15,000	\$12.00	\$1,080,000
-	Warren				\$0
-	Washington				\$0
-	Wayne				\$0
-	Webster				\$0
-	Wheeler				\$0
19	White	10	12,000	\$12.00	\$1,440,000
-	Whitfield				\$0
-	Wilcox				\$0
-	Wilkes				\$0
-	Wilkinson				\$0
-	Worth				\$0
2005 Totals		747			\$118,936,212

Percent of Poultry and Eggs

2.64%

Top Ten Counties

For Breeder Pullet Unit



Top Ten Counties

Breeder Pullet Unit

County	No. Houses	Capacity	Price	Farm Gate Value
Hall	77	20,000	\$12.00	\$18,480,000
Habersham	100	12,000	\$12.00	\$14,400,000
Jackson	66	12,000	\$12.00	\$9,504,000
Gilmer	63	12,000	\$12.00	\$9,072,000
Banks	46	12,000	\$12.00	\$6,624,000
Gordon	34	12,000	\$12.00	\$4,896,000
Hart	34	12,000	\$12.00	\$4,896,000
Dawson	30	12,000	\$12.00	\$4,320,000
Macon	22	16,000	\$12.00	\$4,224,000
Madison	29	12,000	\$12.00	\$4,176,000

Hatching Layers

Farm Gate Value 2005

Rank	County	No. Houses	Capacity per House	Price	Farm Gate Value	Rank	County	No. Houses	Capacity per House	Price	Farm Gate Value
21	Appling	12	10,000	\$29.06	\$3,487,200	-	Echols				\$0
22	Atkinson	9	13,200	\$29.06	\$3,452,328	-	Effingham				\$0
29	Bacon	2	30,000	\$29.06	\$1,743,600	7	Elbert	36	12,000	\$29.06	\$12,553,920
17	Baker	22	8,000	\$29.06	\$5,114,560	-	Emanuel				\$0
-	Baldwin				\$0	29	Evans	6	10,000	\$29.06	\$1,743,600
6	Banks	45	10,000	\$29.06	\$13,077,000	18	Fannin	16	10,000	\$29.06	\$4,649,600
36	Barrow	3	9,000	\$29.06	\$784,620	-	Fayette				\$0
14	Bartow	22	10,000	\$29.06	\$6,393,200	37	Floyd	2	10,000	\$29.06	\$581,200
-	Ben Hill				\$0	28	Forsyth	8	9,000	\$29.06	\$2,092,320
19	Berrien	13	11,000	\$29.06	\$4,155,580	2	Franklin	95	10,000	\$29.06	\$27,607,000
-	Bibb				\$0	-	Fulton				\$0
-	Bleckley				\$0	8	Gilmer	43	10,000	\$29.06	\$12,495,800
-	Brantley				\$0	-	Glascok				\$0
26	Brooks	8	10,000	\$29.06	\$2,324,800	-	Glynn				\$0
-	Bryan				\$0	5	Gordon	80	8,800	\$29.06	\$20,458,240
-	Bulloch				\$0	26	Grady	8	10,000	\$29.06	\$2,324,800
-	Burke				\$0	-	Greene				\$0
-	Butts				\$0	-	Gwinnett				\$0
-	Calhoun				\$0	4	Habersham	80	10,000	\$29.06	\$23,248,000
-	Camden				\$0	15	Hall	20	10,000	\$29.06	\$5,812,000
24	Candler	10	10,000	\$29.06	\$2,906,000	-	Hancock				\$0
15	Carroll	20	10,000	\$29.06	\$5,812,000	-	Haralson				\$0
29	Catoosa	6	10,000	\$29.06	\$1,743,600	-	Harris				\$0
30	Charlton	4	13,000	\$29.06	\$1,511,120	1	Hart	89	11,000	\$29.06	\$28,449,740
-	Chatham				\$0	26	Heard	8	10,000	\$29.06	\$2,324,800
-	Chattahoochee				\$0	-	Henry				\$0
26	Chattooga	8	10,000	\$29.06	\$2,324,800	-	Houston				\$0
-	Cherokee				\$0	37	Irwin	2	10,000	\$29.06	\$581,200
-	Clarke				\$0	3	Jackson	90	10,000	\$29.06	\$26,154,000
-	Clay				\$0	-	Jasper				\$0
-	Clayton				\$0	-	Jeff Davis				\$0
-	Clinch				\$0	-	Jefferson				\$0
-	Cobb				\$0	-	Jenkins				\$0
34	Coffee	3	13,200	\$29.06	\$1,150,776	-	Johnson				\$0
13	Colquitt	28	10,000	\$29.06	\$8,136,800	-	Jones				\$0
-	Columbia				\$0	-	Lamar				\$0
26	Cook	8	10,000	\$29.06	\$2,324,800	31	Lanier	3	15,000	\$29.06	\$1,307,700
-	Coweta				\$0	-	Laurens				\$0
-	Crawford				\$0	-	Lee				\$0
-	Crisp				\$0	-	Liberty				\$0
20	Dade	14	10,000	\$29.06	\$4,068,400	-	Lincoln				\$0
40	Dawson	1	10,000	\$29.06	\$290,600	21	Long	2	60,000	\$29.06	\$3,487,200
26	Decatur	8	10,000	\$29.06	\$2,324,800	-	Lowndes				\$0
-	DeKalb				\$0	16	Lumpkin	16	12,000	\$29.06	\$5,579,520
-	Dodge				\$0	12	Macon	24	13,000	\$29.06	\$9,066,720
-	Dooly				\$0	10	Madison	40	10,000	\$29.06	\$11,624,000
-	Dougherty				\$0	32	Marion	4	10,250	\$29.06	\$1,191,460
-	Douglas				\$0	-	McDuffie				\$0
-	Early				\$0	-	McIntosh				\$0

Hatching Layers

Rank	County	No. Houses	Capacity per House	Price	Farm Gate Value
-	Meriwether				\$0
-	Miller				\$0
18	Mitchell	16	10,000	\$29.06	\$4,649,600
-	Monroe				\$0
-	Montgomery				\$0
30	Morgan	4	13,000	\$29.06	\$1,511,120
38	Murray	15	1,200	\$29.06	\$523,080
-	Muscogee				\$0
-	Newton				\$0
-	Oconee				\$0
24	Oglethorpe	10	10,000	\$29.06	\$2,906,000
-	Paulding				\$0
-	Peach				\$0
26	Pickens	8	10,000	\$29.06	\$2,324,800
-	Pierce				\$0
-	Pike				\$0
-	Polk				\$0
-	Pulaski				\$0
-	Putnam				\$0
-	Quitman				\$0
-	Rabun				\$0
-	Randolph				\$0
-	Richmond				\$0
-	Rockdale				\$0
37	Schley	2	10,000	\$29.06	\$581,200
-	Screven				\$0
-	Seminole				\$0
-	Spalding				\$0
29	Stephens	3	20,000	\$29.06	\$1,743,600
-	Stewart				\$0
-	Sumter				\$0
-	Talbot				\$0
-	Taliaferro				\$0
11	Tattnall	36	10,400	\$29.06	\$10,880,064
39	Taylor	1	14,000	\$29.06	\$406,840
-	Telfair				\$0
-	Terrell				\$0
33	Thomas	4	10,000	\$29.06	\$1,162,400
-	Tift				\$0
25	Toombs	8	12,000	\$29.06	\$2,789,760
-	Towns				\$0
-	Treutlen				\$0
-	Troup				\$0
-	Turner				\$0
-	Twiggs				\$0
27	Union	10	7,500	\$29.06	\$2,179,500
-	Upson				\$0
35	Walker	3	10,000	\$29.06	\$871,800
-	Walton				\$0

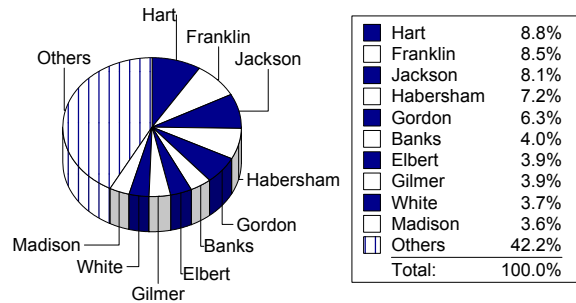
Farm Gate Value 2005

Rank	County	No. Houses	Capacity per House	Price	Farm Gate Value
23	Ware	8	13,250	\$29.06	\$3,080,360
-	Warren				\$0
-	Washington				\$0
-	Wayne				\$0
-	Webster				\$0
-	Wheeler				\$0
9	White	41	10,000	\$29.06	\$11,914,600
-	Whitfield				\$0
-	Wilcox				\$0
-	Wilkes				\$0
-	Wilkinson				\$0
37	Worth	2	10,000	\$29.06	\$581,200
2005 Totals		1,089			\$324,565,328

Percent of Poultry and Eggs

7.19%

Top Ten Counties For Layers - Hatching egg prod



Top Ten Counties Hatching Layers

County	No. Houses	Capacity	Price	Farm Gate Value
Hart	89	11,000	\$29.06	\$28,449,740
Franklin	95	10,000	\$29.06	\$27,607,000
Jackson	90	10,000	\$29.06	\$26,154,000
Habersham	80	10,000	\$29.06	\$23,248,000
Gordon	80	8,800	\$29.06	\$20,458,240
Banks	45	10,000	\$29.06	\$13,077,000
Elbert	36	12,000	\$29.06	\$12,553,920
Gilmer	43	10,000	\$29.06	\$12,495,800
White	41	10,000	\$29.06	\$11,914,600
Madison	40	10,000	\$29.06	\$11,624,000

Table Layers

Farm Gate Value 2005

Rank	County	No. Houses	Capacity per House	Price	Farm Gate Value	Rank	County	No. Houses	Capacity per House	Price	Farm Gate Value
-	Appling				\$0	-	Echols				\$0
-	Atkinson				\$0	-	Effingham				\$0
7	Bacon	8	82,000	\$8.29	\$5,438,240	-	Elbert				\$0
-	Baker				\$0	-	Emanuel				\$0
-	Baldwin				\$0	-	Evans				\$0
19	Banks	4	10,000	\$8.29	\$331,600	-	Fannin				\$0
22	Barrow	1	12,000	\$8.29	\$99,480	-	Fayette				\$0
-	Bartow				\$0	-	Floyd				\$0
-	Ben Hill				\$0	-	Forsyth				\$0
-	Berrien				\$0	10	Franklin	21	10,000	\$8.29	\$1,740,900
-	Bibb				\$0	-	Fulton				\$0
-	Bleckley				\$0	-	Gilmer				\$0
8	Brantley	8	80,000	\$8.29	\$5,305,600	-	Glascok				\$0
-	Brooks				\$0	-	Glynn				\$0
-	Bryan				\$0	13	Gordon	3	33,500	\$8.29	\$833,145
-	Bulloch				\$0	-	Grady				\$0
-	Burke				\$0	-	Greene				\$0
-	Butts				\$0	-	Gwinnett				\$0
-	Calhoun				\$0	-	Habersham				\$0
-	Camden				\$0	3	Hall	40	40,000	\$8.29	\$13,264,000
-	Candler				\$0	-	Hancock				\$0
-	Carroll				\$0	-	Haralson				\$0
-	Catoosa				\$0	21	Harris	2	10,000	\$8.29	\$165,800
17	Charlton	2	32,500	\$8.29	\$538,850	1	Hart	22	110,000	\$8.29	\$20,061,800
-	Chatham				\$0	-	Heard				\$0
-	Chattahoochee				\$0	-	Henry				\$0
-	Chattooga				\$0	-	Houston				\$0
-	Cherokee				\$0	-	Irwin				\$0
-	Clarke				\$0	5	Jackson	90	10,000	\$8.29	\$7,461,000
-	Clay				\$0	4	Jasper	14	75,000	\$8.29	\$8,704,500
-	Clayton				\$0	15	Jeff Davis	8	10,000	\$8.29	\$663,200
18	Clinch	4	15,000	\$8.29	\$497,400	-	Jefferson				\$0
-	Cobb				\$0	-	Jenkins				\$0
-	Coffee				\$0	-	Johnson				\$0
-	Colquitt				\$0	-	Jones				\$0
-	Columbia				\$0	-	Lamar				\$0
-	Cook				\$0	-	Lanier				\$0
-	Coweta				\$0	-	Laurens				\$0
-	Crawford				\$0	-	Lee				\$0
-	Crisp				\$0	-	Liberty				\$0
-	Dade				\$0	-	Lincoln				\$0
-	Dawson				\$0	-	Long				\$0
-	Decatur				\$0	-	Lowndes				\$0
-	DeKalb				\$0	-	Lumpkin				\$0
-	Dodge				\$0	-	Macon				\$0
-	Dooly				\$0	11	Madison	12	16,000	\$8.29	\$1,591,680
-	Dougherty				\$0	-	Marion				\$0
-	Douglas				\$0	-	McDuffie				\$0
-	Early				\$0	-	McIntosh				\$0

Table Layers

Farm Gate Value 2005

Rank	County	No. Houses	Capacity per House	Price	Farm Gate Value
-	Meriwether				\$0
-	Miller				\$0
-	Mitchell				\$0
-	Monroe				\$0
12	Montgomery	3	36,000	\$8.29	\$895,320
9	Morgan	4	100,000	\$8.29	\$3,316,000
-	Murray				\$0
-	Muscogee				\$0
-	Newton				\$0
-	Oconee				\$0
-	Oglethorpe				\$0
-	Paulding				\$0
-	Peach				\$0
-	Pickens				\$0
14	Pierce	2	50,000	\$8.29	\$829,000
-	Pike				\$0
-	Polk				\$0
-	Pulaski				\$0
2	Putnam	20	100,000	\$8.29	\$16,580,000
-	Quitman				\$0
-	Rabun				\$0
-	Randolph				\$0
-	Richmond				\$0
-	Rockdale				\$0
-	Schley				\$0
-	Screven				\$0
-	Seminole				\$0
-	Spalding				\$0
19	Stephens	2	20,000	\$8.29	\$331,600
-	Stewart				\$0
-	Sumter				\$0
-	Talbot				\$0
-	Taliaferro				\$0
-	Tattnall				\$0
19	Taylor	1	40,000	\$8.29	\$331,600
20	Telfair	3	10,000	\$8.29	\$248,700
-	Terrell				\$0
-	Thomas				\$0
-	Tift				\$0
-	Toombs				\$0
-	Towns				\$0
-	Treutlen				\$0
-	Troup				\$0
-	Turner				\$0
-	Twiggs				\$0
16	Union	10	7,500	\$8.29	\$621,750
-	Upson				\$0
-	Walker				\$0
-	Walton				\$0

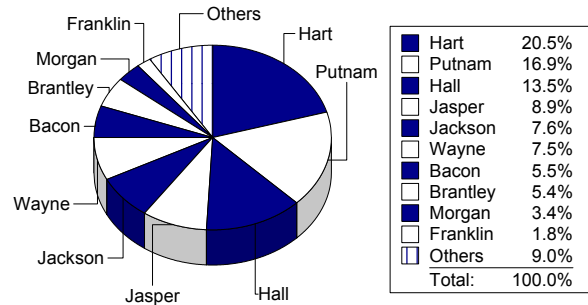
Rank	County	No. Houses	Capacity per House	Price	Farm Gate Value
-	Ware				\$0
-	Warren				\$0
-	Washington				\$0
6	Wayne	9	98,000	\$8.29	\$7,311,780
-	Webster				\$0
-	Wheeler				\$0
19	White	4	10,000	\$8.29	\$331,600
18	Whitfield	6	10,000	\$8.29	\$497,400
-	Wilcox				\$0
-	Wilkes				\$0
-	Wilkinson				\$0
-	Worth				\$0

2005 Totals **303** **\$97,991,945**

Percent of Poultry and Eggs **2.17%**

Top Ten Counties

For Layers - Table egg production



Top Ten Counties Table Layers

County	No. Houses	Capacity	Price	Farm Gate Value
Hart	22	110,000	\$8.29	\$20,061,800
Putnam	20	100,000	\$8.29	\$16,580,000
Hall	40	40,000	\$8.29	\$13,264,000
Jasper	14	75,000	\$8.29	\$8,704,500
Jackson	90	10,000	\$8.29	\$7,461,000
Wayne	9	98,000	\$8.29	\$7,311,780
Bacon	8	82,000	\$8.29	\$5,438,240
Brantley	8	80,000	\$8.29	\$5,305,600
Morgan	4	100,000	\$8.29	\$3,316,000
Franklin	21	10,000	\$8.29	\$1,740,900

Miscellaneous Poultry

Farm Gate Value 2005

County	Farm Gate Value	County	Farm Gate Value
Appling		Early	
Atkinson		Echols	
Bacon		Effingham	
Baker		Elbert	
Baldwin		Emanuel	
Banks		Evans	
Barrow	\$5,480,000	Fannin	
Bartow		Fayette	\$34,500
Ben Hill		Floyd	
Berrien		Forsyth	
Bibb		Franklin	
Bleckley		Fulton	
Brantley		Gilmer	
Brooks		Glascock	
Bryan		Glynn	
Bulloch		Gordon	
Burke		Grady	
Butts		Greene	
Calhoun		Gwinnett	
Camden		Habersham	
Candler		Hall	
Carroll		Hancock	
Catoosa		Haralson	
Charlton		Harris	
Chatham		Hart	
Chattahoochee		Heard	\$10,000
Chattooga		Henry	
Cherokee		Houston	
Clarke		Irwin	
Clay		Jackson	
Clayton		Jasper	\$62,500
Clinch		Jeff Davis	
Cobb		Jefferson	
Coffee		Jenkins	
Colquitt		Johnson	
Columbia		Jones	
Cook		Lamar	
Coweta		Lanier	\$112,000
Crawford		Laurens	
Crisp		Lee	
Dade		Liberty	
Dawson		Lincoln	
Decatur	\$228,000	Long	
DeKalb		Lowndes	
Dodge		Lumpkin	
Dooly		Macon	
Dougherty		Madison	
Douglas		Marion	

Miscellaneous Poultry

Farm Gate Value 2005

County	Farm Gate Value	County	Farm Gate Value
McDuffie		Upson	\$1,760,000
McIntosh		Walker	
Meriwether		Walton	\$35,000
Miller		Ware	
Mitchell		Warren	
Monroe		Washington	
Montgomery		Wayne	
Morgan		Webster	
Murray		Wheeler	\$3,750
Muscogee		White	
Newton	\$250,000	Whitfield	
Oconee	\$4,725	Wilcox	
Oglethorpe		Wilkes	
Paulding		Wilkinson	
Peach		Worth	
Pickens		2005 Totals	\$14,127,075
Pierce	\$500,000	Percent of Poultry and Eggs	0.31%
Pike			
Polk			
Pulaski			
Putnam			
Quitman			
Rabun			
Randolph			
Richmond			
Rockdale			
Schley	\$21,600		
Screven			
Seminole			
Spalding			
Stephens			
Stewart			
Sumter			
Talbot			
Taliaferro			
Tattnall			
Taylor			
Telfair			
Terrell			
Thomas			
Tift			
Toombs			
Towns	\$5,625,000		
Treutlen			
Troup			
Turner			
Twiggs			
Union			

Total Poultry and Eggs Value, 2005

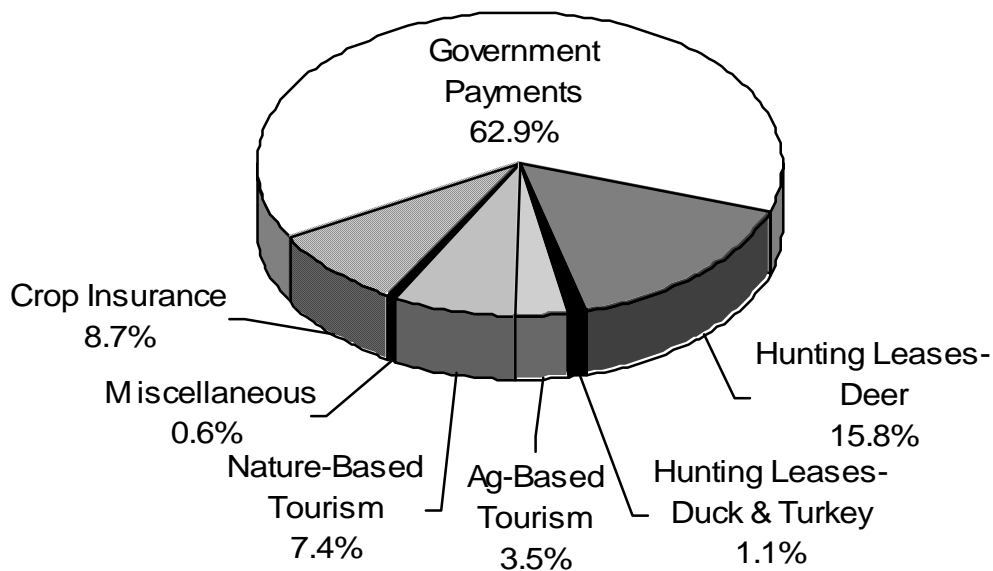
Rank	County	Farm Gate Value	Rank	County	Farm Gate Value	Rank	County	Farm Gate Value
41	Appling	\$28,204,401	48	Evans	\$20,144,879	98	Newton	\$2,446,269
23	Atkinson	\$55,194,638	47	Fannin	\$20,660,488	17	Oconee	\$79,435,755
61	Bacon	\$13,286,684	111	Fayette	\$34,500	12	Oglethorpe	\$118,204,316
35	Baker	\$29,456,965	29	Floyd	\$40,958,800	51	Paulding	\$18,743,113
75	Baldwin	\$8,550,577	38	Forsyth	\$28,478,980	-	Peach	\$0
8	Banks	\$194,576,660	1	Franklin	\$300,948,735	25	Pickens	\$53,654,080
34	Barrow	\$32,753,137	-	Fulton	\$0	95	Pierce	\$2,675,583
14	Bartow	\$84,797,571	6	Gilmer	\$203,909,412	71	Pike	\$9,541,948
77	Ben Hill	\$8,408,125	-	Glascocok	\$0	58	Polk	\$15,924,480
67	Berrien	\$11,406,097	-	Glynn	\$0	80	Pulaski	\$7,325,261
86	Bibb	\$5,300,736	9	Gordon	\$174,087,585	57	Putnam	\$16,580,000
-	Bleckley	\$0	39	Grady	\$28,303,852	-	Quitman	\$0
85	Brantley	\$5,305,600	49	Greene	\$19,243,008	63	Rabun	\$12,543,590
72	Brooks	\$9,540,928	84	Gwinnett	\$5,559,091	-	Randolph	\$0
-	Bryan	\$0	3	Habersham	\$226,389,837	-	Richmond	\$0
68	Bulloch	\$10,824,192	2	Hall	\$269,079,320	-	Rockdale	\$0
-	Burke	\$0	-	Hancock	\$0	55	Schley	\$17,874,736
-	Butts	\$0	37	Haralson	\$28,664,064	-	Screven	\$0
50	Calhoun	\$18,858,148	110	Harris	\$165,800	-	Seminole	\$0
-	Camden	\$0	7	Hart	\$199,703,435	97	Spalding	\$2,547,917
87	Candler	\$5,262,520	27	Heard	\$41,616,161	30	Stephens	\$40,662,420
11	Carroll	\$121,150,678	-	Henry	\$0	94	Stewart	\$3,073,536
32	Catoosa	\$37,185,123	69	Houston	\$10,737,598	54	Sumter	\$18,130,484
90	Charlton	\$4,548,553	91	Irwin	\$4,243,830	-	Talbot	\$0
-	Chatham	\$0	5	Jackson	\$210,889,522	-	Taliaferro	\$0
92	Chattahoochee	\$3,944,371	60	Jasper	\$13,468,705	10	Tattnall	\$130,152,707
93	Chattooga	\$3,661,120	62	Jeff Davis	\$12,782,446	52	Taylor	\$18,573,858
36	Cherokee	\$29,100,749	-	Jefferson	\$0	109	Telfair	\$248,700
96	Clarke	\$2,672,640	-	Jenkins	\$0	-	Terrell	\$0
-	Clay	\$0	-	Johnson	\$0	70	Thomas	\$10,685,239
-	Clayton	\$0	89	Jones	\$5,033,116	108	Tift	\$396,000
83	Clinch	\$5,709,048	56	Lamar	\$17,372,160	88	Toombs	\$5,153,443
-	Cobb	\$0	104	Lanier	\$1,419,700	82	Towns	\$6,138,147
13	Coffee	\$104,213,060	-	Laurens	\$0	-	Treutlen	\$0
20	Colquitt	\$61,558,041	-	Lee	\$0	-	Troup	\$0
-	Columbia	\$0	-	Liberty	\$0	65	Turner	\$11,759,616
78	Cook	\$8,185,009	-	Lincoln	\$0	-	Twiggs	\$0
-	Coweta	\$0	64	Long	\$12,536,366	73	Union	\$9,346,530
43	Crawford	\$24,698,868	-	Lowndes	\$0	46	Upson	\$20,843,897
81	Crisp	\$6,945,523	33	Lumpkin	\$34,436,050	26	Walker	\$42,707,448
53	Dade	\$18,472,539	15	Macon	\$83,607,711	45	Walton	\$22,613,463
22	Dawson	\$58,677,272	4	Madison	\$220,221,537	66	Ware	\$11,566,566
42	Decatur	\$27,996,333	44	Marion	\$23,259,064	-	Warren	\$0
-	DeKalb	\$0	-	McDuffie	\$0	-	Washington	\$0
101	Dodge	\$2,197,578	-	McIntosh	\$0	74	Wayne	\$8,815,942
76	Dooly	\$8,466,924	-	Meriwether	\$0	105	Webster	\$1,352,356
102	Dougherty	\$1,465,052	99	Miller	\$2,405,376	112	Wheeler	\$3,750
107	Douglas	\$509,583	16	Mitchell	\$80,775,964	18	White	\$77,438,998
103	Early	\$1,465,052	40	Monroe	\$28,255,471	31	Whitfield	\$37,983,626
-	Echols	\$0	106	Montgomery	\$895,320	28	Wilcox	\$41,232,154
-	Effingham	\$0	24	Morgan	\$55,078,097	59	Wilkes	\$15,770,429
21	Elbert	\$59,394,609	19	Murray	\$70,724,558	100	Wilkinson	\$2,221,632
-	Emanuel	\$0	-	Muscogee	\$0	79	Worth	\$7,929,624
GEORGIA								\$4,512,332,855

2005 Georgia Farm Gate Value

**-Ag-Based Tourism, Nature-Based Tourism,
and Other Income-**

\$ 663,222,036

**Ag-Based Tourism, Nature-Based Tourism,
and Other Income**
2005 Farm Gate Value



Ag-Based and Nature-Based Tourism

Farm Gate Value 2005

Rank	County	AG-Based	Nature-Based	Total Farm Gate Value	Rank	County	Ag-Based	Nature-Based	Total Farm Gate Value
-	Appling	\$0	\$0	\$0	113	Effingham	\$3,750	\$0	\$3,750
-	Atkinson	\$0	\$0	\$0	59	Elbert	\$2,800	\$80,000	\$82,800
-	Bacon	\$0	\$0	\$0	-	Emanuel	\$0	\$0	\$0
50	Baker	\$131,000	\$18,150	\$149,150	106	Evans	\$2,000	\$5,000	\$7,000
-	Baldwin	\$0	\$0	\$0	61	Fannin	\$53,700	\$24,500	\$78,200
104	Banks	\$7,500	\$0	\$7,500	41	Fayette	\$6,100	\$300,000	\$306,100
94	Barrow	\$0	\$12,600	\$12,600	26	Floyd	\$25,710	\$633,250	\$658,960
77	Bartow	\$35,000	\$0	\$35,000	-	Forsyth	\$0	\$0	\$0
115	Ben Hill	\$500	\$2,563	\$3,063	-	Franklin	\$0	\$0	\$0
117	Berrien	\$0	\$1,500	\$1,500	-	Fulton	\$0	\$0	\$0
-	Bibb	\$0	\$0	\$0	33	Gilmer	\$452,800	\$0	\$452,800
108	Bleckley	\$0	\$5,000	\$5,000	76	Glascock	\$27,200	\$9,060	\$36,260
-	Brantley	\$0	\$0	\$0	-	Glynn	\$0	\$0	\$0
39	Brooks	\$300,000	\$15,000	\$315,000	-	Gordon	\$0	\$0	\$0
-	Bryan	\$0	\$0	\$0	51	Grady	\$1,500	\$143,500	\$145,000
58	Bulloch	\$92,400	\$5,000	\$97,400	110	Greene	\$1,250	\$3,000	\$4,250
46	Burke	\$40,000	\$150,000	\$190,000	-	Gwinnett	\$0	\$0	\$0
6	Butts	\$700,000	\$1,800,000	\$2,500,000	4	Habersham	\$1,050,000	\$3,219,500	\$4,269,500
-	Calhoun	\$0	\$0	\$0	32	Hall	\$279,500	\$195,000	\$474,500
-	Camden	\$0	\$0	\$0	34	Hancock	\$28,000	\$371,500	\$399,500
-	Candler	\$0	\$0	\$0	103	Haralson	\$8,300	\$0	\$8,300
36	Carroll	\$155,000	\$195,000	\$350,000	27	Harris	\$135,000	\$523,500	\$658,500
-	Catoosa	\$0	\$0	\$0	91	Hart	\$16,200	\$3,000	\$19,200
57	Charlton	\$82,500	\$29,000	\$111,500	102	Heard	\$0	\$9,000	\$9,000
-	Chatham	\$0	\$0	\$0	62	Henry	\$6,000	\$70,000	\$76,000
-	Chattahoochee	\$0	\$0	\$0	116	Houston	\$2,500	\$0	\$2,500
37	Chattooga	\$800	\$345,500	\$346,300	43	Irwin	\$216,500	\$21,950	\$238,450
22	Cherokee	\$850,000	\$0	\$850,000	-	Jackson	\$0	\$0	\$0
42	Clarke	\$304,000	\$0	\$304,000	2	Jasper	\$4,858,000	\$1,590,000	\$6,448,000
87	Clay	\$12,500	\$10,000	\$22,500	83	Jeff Davis	\$20,000	\$5,750	\$25,750
29	Clayton	\$408,000	\$190,000	\$598,000	-	Jefferson	\$0	\$0	\$0
66	Clinch	\$12,500	\$45,000	\$57,500	75	Jenkins	\$0	\$40,800	\$40,800
-	Cobb	\$0	\$0	\$0	55	Johnson	\$0	\$127,500	\$127,500
-	Coffee	\$0	\$0	\$0	119	Jones	\$400	\$0	\$400
9	Colquitt	\$2,177,700	\$0	\$2,177,700	111	Lamar	\$0	\$4,000	\$4,000
40	Columbia	\$73,500	\$240,000	\$313,500	52	Lanier	\$53,500	\$83,750	\$137,250
3	Cook	\$3,500	\$4,800,000	\$4,803,500	-	Laurens	\$0	\$0	\$0
84	Coweta	\$17,500	\$7,500	\$25,000	24	Lee	\$7,500	\$720,000	\$727,500
95	Crawford	\$0	\$12,000	\$12,000	100	Liberty	\$2,620	\$6,850	\$9,470
18	Crisp	\$690,000	\$250,950	\$940,950	28	Lincoln	\$8,750	\$620,500	\$629,250
56	Dade	\$15,000	\$96,750	\$111,750	93	Long	\$18,000	\$0	\$18,000
19	Dawson	\$892,000	\$0	\$892,000	107	Lowndes	\$6,000	\$0	\$6,000
14	Decatur	\$1,500,000	\$30,000	\$1,530,000	44	Lumpkin	\$238,200	\$0	\$238,200
15	DeKalb	\$0	\$1,400,000	\$1,400,000	112	Macon	\$4,000	\$0	\$4,000
45	Dodge	\$0	\$200,000	\$200,000	86	Madison	\$16,750	\$6,400	\$23,150
25	Dooly	\$700,000	\$0	\$700,000	72	Marion	\$1,500	\$46,000	\$47,500
8	Dougherty	\$0	\$2,401,000	\$2,401,000	35	McDuffie	\$371,000	\$5,000	\$376,000
-	Douglas	\$0	\$0	\$0	90	McIntosh	\$20,000	\$0	\$20,000
48	Early	\$0	\$179,000	\$179,000	-	Meriwether	\$0	\$0	\$0
-	Echols	\$0	\$0	\$0	99	Miller	\$5,000	\$4,500	\$9,500

Ag-Based and Nature-Based Tourism

Farm Gate Value 2005

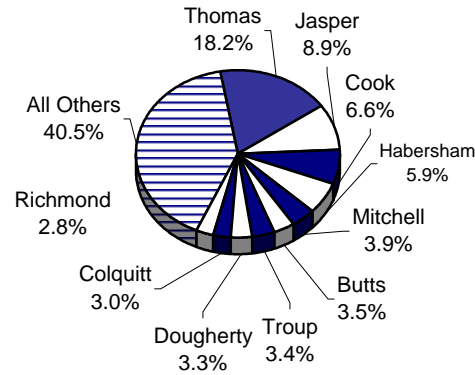
Rank	County	Ag-Based	Nature-Based	Total Farm Gate Value
5	Mitchell	\$3,000	\$2,816,000	\$2,819,000
-	Monroe	\$0	\$0	\$0
-	Montgomery	\$0	\$0	\$0
78	Morgan	\$35,000	\$0	\$35,000
16	Murray	\$33,000	\$1,092,000	\$1,125,000
65	Muscogee	\$50,000	\$11,700	\$61,700
47	Newton	\$107,500	\$80,000	\$187,500
64	Oconee	\$23,650	\$39,750	\$63,400
-	Oglethorpe	\$0	\$0	\$0
53	Paulding	\$122,800	\$8,000	\$130,800
81	Peach	\$29,000	\$0	\$29,000
68	Pickens	\$52,750	\$0	\$52,750
-	Pierce	\$0	\$0	\$0
-	Pike	\$0	\$0	\$0
73	Polk	\$46,665	\$0	\$46,665
82	Pulaski	\$24,500	\$4,360	\$28,860
12	Putnam	\$265,500	\$1,637,000	\$1,902,500
70	Quitman	\$0	\$50,000	\$50,000
13	Rabun	\$167,500	\$1,625,000	\$1,792,500
101	Randolph	\$2,500	\$6,750	\$9,250
10	Richmond	\$400,000	\$1,593,750	\$1,993,750
31	Rockdale	\$506,500	\$12,925	\$519,425
118	Schley	\$600	\$0	\$600
79	Screven	\$30,000	\$3,700	\$33,700
63	Seminole	\$3,200	\$71,750	\$74,950
-	Spalding	\$0	\$0	\$0
89	Stephens	\$17,500	\$3,800	\$21,300
-	Stewart	\$0	\$0	\$0
96	Sumter	\$12,000	\$0	\$12,000
71	Talbot	\$50,000	\$0	\$50,000
-	Taliaferro	\$0	\$0	\$0
-	Tattnall	\$0	\$0	\$0
98	Taylor	\$2,100	\$7,500	\$9,600
114	Telfair	\$3,500	\$0	\$3,500
49	Terrell	\$800	\$168,750	\$169,550
1	Thomas	\$18,500	\$13,108,650	\$13,127,150
109	Tift	\$0	\$5,000	\$5,000
85	Toombs	\$24,000	\$0	\$24,000
11	Towns	\$1,785,000	\$178,600	\$1,963,600
69	Treutlen	\$52,750	\$0	\$52,750
7	Troup	\$50,000	\$2,442,000	\$2,492,000
30	Turner	\$0	\$550,000	\$550,000
-	Twiggs	\$0	\$0	\$0
21	Union	\$755,000	\$100,000	\$855,000
60	Upson	\$70,000	\$10,000	\$80,000
74	Walker	\$12,500	\$29,600	\$42,100
97	Walton	\$10,000	\$0	\$10,000
-	Ware	\$0	\$0	\$0
20	Warren	\$373,000	\$513,750	\$886,750
92	Washington	\$15,000	\$3,900	\$18,900

Rank	County	Ag-Based	Nature-Based	Total Farm Gate Value
80	Wayne	\$6,800	\$24,625	\$31,425
-	Webster	\$0	\$0	\$0
105	Wheeler	\$0	\$7,150	\$7,150
38	White	\$259,000	\$80,000	\$339,000
23	Whitfield	\$800,000	\$0	\$800,000
54	Wilcox	\$81,200	\$46,500	\$127,700
88	Wilkes	\$22,000	\$0	\$22,000
67	Wilkinson	\$12,500	\$40,700	\$53,200
17	Worth	\$4,750	\$1,114,875	\$1,119,625

2005 Totals **\$23,492,495** **\$48,802,408** **\$72,294,903**

Percent of Other Income **10.9%**

Top Ten Counties for Ag & Nature-Based Tourism



Top Ten Counties Ag-Based and Nature-Based Tourism	
County	Farm Gate Value
Thomas	\$13,127,150
Jasper	\$6,448,000
Cook	\$4,803,500
Habersham	\$4,269,500
Mitchell	\$2,819,000
Butts	\$2,500,000
Troup	\$2,492,000
Dougherty	\$2,401,000
Colquitt	\$2,177,700
Richmond	\$1,993,750

Crop Insurance

Farm Gate Value 2005

Rank	County	Farm Gate Value	Rank	County	Farm Gate Value
23	Appling	\$1,056,146	50	Effingham	\$262,709
17	Atkinson	\$1,232,885	87	Elbert	\$288
12	Bacon	\$1,482,097	26	Emanuel	\$942,641
9	Baker	\$1,694,166	44	Evans	\$326,699
-	Baldwin	\$0	-	Fannin	\$0
-	Banks	\$0	-	Fayette	\$0
-	Barrow	\$0	88	Floyd	\$109
-	Bartow	\$0	-	Forsyth	\$0
43	Ben Hill	\$387,087	-	Franklin	\$0
5	Berrien	\$2,229,581	-	Fulton	\$0
-	Bibb	\$0	-	Gilmer	\$0
49	Bleckley	\$263,570	84	Glascock	\$1,291
56	Brantley	\$167,055	-	Glynn	\$0
27	Brooks	\$918,909	78	Gordon	\$10,982
65	Bryan	\$81,983	41	Grady	\$420,103
2	Bulloch	\$2,956,693	-	Greene	\$0
48	Burke	\$289,941	-	Gwinnett	\$0
-	Butts	\$0	-	Habersham	\$0
47	Calhoun	\$293,955	-	Hall	\$0
-	Camden	\$0	86	Hancock	\$1,119
28	Candler	\$899,887	-	Haralson	\$0
-	Carroll	\$0	-	Harris	\$0
-	Catoosa	\$0	-	Hart	\$0
70	Charlton	\$53,163	-	Hart	\$0
-	Chatham	\$0	-	Henry	\$0
-	Chattahoochee	\$0	52	Houston	\$243,728
85	Chattooga	\$1,139	32	Irwin	\$778,930
-	Cherokee	\$0	-	Jackson	\$0
-	Clarke	\$0	-	Jasper	\$0
60	Clay	\$142,762	20	Jeff Davis	\$1,067,818
-	Clayton	\$0	63	Jefferson	\$92,616
67	Clinch	\$69,344	46	Jenkins	\$303,750
-	Cobb	\$0	58	Johnson	\$152,121
11	Coffee	\$1,529,797	-	Jones	\$0
15	Colquitt	\$1,354,138	82	Lamar	\$2,010
-	Columbia	\$0	39	Lanier	\$447,369
25	Cook	\$958,437	54	Laurens	\$177,408
-	Coweta	\$0	16	Lee	\$1,258,886
73	Crawford	\$33,813	81	Liberty	\$4,905
34	Crisp	\$774,716	-	Lincoln	\$0
-	Dade	\$0	62	Long	\$110,409
-	Dawson	\$0	35	Lowndes	\$741,371
7	Decatur	\$1,801,161	-	Lumpkin	\$0
-	DeKalb	\$0	33	Macon	\$777,738
59	Dodge	\$145,767	-	Madison	\$0
8	Dooly	\$1,721,242	74	Marion	\$24,282
53	Dougherty	\$192,045	83	McDuffie	\$1,841
-	Douglas	\$0	-	McIntosh	\$0
24	Early	\$1,003,259	-	Meriwether	\$0
-	Echols	\$0	14	Miller	\$1,360,042

Crop Insurance

Farm Gate Value 2005

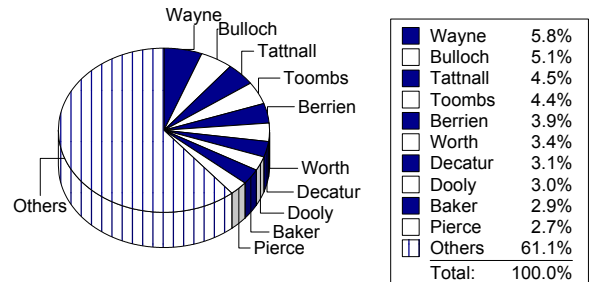
Rank	County	Farm Gate Value
13	Mitchell	\$1,390,766
-	Monroe	\$0
61	Montgomery	\$137,160
80	Morgan	\$6,850
-	Murray	\$0
-	Muscogee	\$0
-	Newton	\$0
-	Oconee	\$0
-	Oglethorpe	\$0
-	Paulding	\$0
37	Peach	\$673,812
-	Pickens	\$0
10	Pierce	\$1,584,115
77	Pike	\$11,729
-	Polk	\$0
21	Pulaski	\$1,063,808
-	Putnam	\$0
-	Quitman	\$0
68	Rabun	\$55,273
40	Randolph	\$421,873
75	Richmond	\$19,144
-	Rockdale	\$0
71	Schley	\$52,174
22	Screven	\$1,060,848
36	Seminole	\$735,564
-	Spalding	\$0
-	Stephens	\$0
55	Stewart	\$176,606
29	Sumter	\$888,534
-	Talbot	\$0
-	Taliaferro	\$0
3	Tattnall	\$2,593,665
51	Taylor	\$253,476
45	Telfair	\$317,208
31	Terrell	\$795,407
42	Thomas	\$389,012
18	Tift	\$1,095,081
4	Toombs	\$2,564,964
-	Towns	\$0
57	Treutlen	\$154,119
-	Troup	\$0
38	Turner	\$638,072
72	Twiggs	\$37,404
-	Union	\$0
76	Upson	\$15,616
-	Walker	\$0
-	Walton	\$0
19	Ware	\$1,082,712
-	Warren	\$0
69	Washington	\$53,414

Rank	County	Farm Gate Value
1	Wayne	\$3,359,416
66	Webster	\$73,071
64	Wheeler	\$91,948
-	White	\$0
-	Whitfield	\$0
30	Wilcox	\$822,583
-	Wilkes	\$0
79	Wilkinson	\$10,271
6	Worth	\$1,967,690

2005 Totals **\$57,839,288**

Percent of Other Income **8.7%**

Top Ten Counties For Crop Insurance



Top Ten Counties Crop Insurance	
County	Farm Gate Value
Wayne	\$3,359,416
Bulloch	\$2,956,693
Tattnall	\$2,593,665
Toombs	\$2,564,964
Berrien	\$2,229,581
Worth	\$1,967,690
Decatur	\$1,801,161
Dooly	\$1,721,242
Baker	\$1,694,166
Pierce	\$1,584,115

Government Payments

Farm Gate Value 2005

Rank	County	Farm Gate Value	Rank	County	Farm Gate Value
27	Appling	\$6,245,913	65	Effingham	\$869,639
45	Atkinson	\$3,491,728	71	Elbert	\$593,958
48	Bacon	\$3,192,017	33	Emanuel	\$5,018,702
13	Baker	\$9,248,235	62	Evans	\$1,327,321
149	Baldwin	\$21,143	98	Fannin	\$181,443
114	Banks	\$106,929	150	Fayette	\$18,326
109	Barrow	\$117,381	68	Floyd	\$742,128
74	Bartow	\$510,369	104	Forsyth	\$155,869
42	Ben Hill	\$3,728,435	77	Franklin	\$411,945
12	Berrien	\$9,560,423	151	Fulton	\$16,593
106	Bibb	\$146,256	90	Gilmer	\$234,060
38	Bleckley	\$4,061,323	95	Glascock	\$194,257
91	Brantley	\$231,623	129	Glynn	\$69,202
8	Brooks	\$11,950,070	75	Gordon	\$474,946
88	Bryan	\$287,309	26	Grady	\$7,025,412
7	Bulloch	\$12,127,367	108	Greene	\$121,923
17	Burke	\$8,822,939	152	Gwinnett	\$12,751
116	Butts	\$106,280	146	Habersham	\$24,027
24	Calhoun	\$7,729,960	78	Hall	\$398,745
-	Camden	\$0	113	Hancock	\$110,405
44	Candler	\$3,510,546	118	Haralson	\$94,161
123	Carroll	\$82,921	107	Harris	\$123,802
121	Catoosa	\$85,495	70	Hart	\$606,436
145	Charlton	\$28,869	142	Heard	\$42,780
122	Chatham	\$84,375	94	Henry	\$216,459
156	Chattahoochee	\$1,224	41	Houston	\$3,733,327
126	Chattooga	\$78,468	9	Irwin	\$11,911,151
140	Cherokee	\$46,208	84	Jackson	\$318,298
131	Clarke	\$62,548	144	Jasper	\$33,484
49	Clay	\$2,853,578	36	Jeff Davis	\$4,136,563
154	Clayton	\$3,422	37	Jefferson	\$4,076,079
127	Clinch	\$77,806	39	Jenkins	\$3,874,366
157	Cobb	\$192	60	Johnson	\$1,394,158
14	Coffee	\$9,115,283	148	Jones	\$21,775
6	Colquitt	\$12,153,790	79	Lamar	\$392,156
137	Columbia	\$48,656	54	Lanier	\$1,740,829
28	Cook	\$6,214,178	34	Laurens	\$4,461,379
141	Coweta	\$43,940	22	Lee	\$8,286,003
66	Crawford	\$826,514	135	Liberty	\$56,844
21	Crisp	\$8,301,170	128	Lincoln	\$70,467
111	Dade	\$113,722	87	Long	\$297,062
125	Dawson	\$79,669	50	Lowndes	\$2,839,213
3	Decatur	\$14,989,597	115	Lumpkin	\$106,733
-	DeKalb	\$0	30	Macon	\$5,666,334
32	Dodge	\$5,139,102	82	Madison	\$360,454
4	Dooly	\$13,973,790	59	Marion	\$1,395,695
43	Dougherty	\$3,512,137	99	McDuffie	\$179,899
153	Douglas	\$11,559	120	McIntosh	\$90,692
5	Early	\$13,939,899	92	Meriwether	\$219,549
101	Echols	\$166,090	10	Miller	\$11,501,512

Government Payments

Farm Gate Value 2005

Rank	County	Farm Gate Value
1	Mitchell	\$16,791,755
97	Monroe	\$187,118
63	Montgomery	\$1,220,718
81	Morgan	\$365,155
110	Murray	\$117,128
147	Muscogee	\$23,309
133	Newton	\$59,348
76	Oconee	\$413,164
96	Oglethorpe	\$190,786
143	Paulding	\$39,887
52	Peach	\$2,758,805
124	Pickens	\$82,501
35	Pierce	\$4,326,572
85	Pike	\$312,493
73	Polk	\$523,288
19	Pulaski	\$8,459,065
119	Putnam	\$93,730
72	Quitman	\$563,119
89	Rabun	\$269,153
31	Randolph	\$5,533,854
103	Richmond	\$157,060
155	Rockdale	\$1,650
67	Schley	\$748,934
29	Screven	\$5,894,914
16	Seminole	\$8,828,913
102	Spalding	\$164,617
139	Stephens	\$47,815
56	Stewart	\$1,677,430
11	Sumter	\$9,996,048
112	Talbot	\$112,984
136	Taliaferro	\$48,680
40	Tattnall	\$3,743,886
55	Taylor	\$1,739,431
53	Telfair	\$2,704,103
15	Terrell	\$8,915,677
25	Thomas	\$7,268,096
20	Tift	\$8,397,935
46	Toombs	\$3,390,762
134	Towns	\$57,092
69	Treutlen	\$738,648
138	Troup	\$48,521
18	Turner	\$8,676,257
61	Twiggs	\$1,371,239
100	Union	\$169,549
132	Upson	\$62,183
117	Walker	\$98,676
80	Walton	\$389,433
58	Ware	\$1,406,438
86	Warren	\$307,573
57	Washington	\$1,656,575

Rank	County	Farm Gate Value
51	Wayne	\$2,805,944
47	Webster	\$3,224,159
64	Wheeler	\$1,137,296
105	White	\$147,742
130	Whitfield	\$67,536
23	Wilcox	\$7,911,327
93	Wilkes	\$217,310
83	Wilkinson	\$348,766
2	Worth	\$16,394,483

2005 Totals

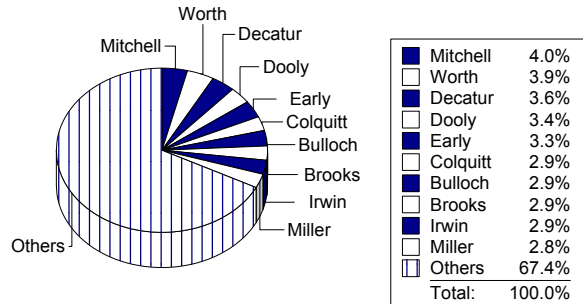
\$416,886,385

Percent of Other Income

62.9%

Top Ten Counties

For Government Payments



Top Ten Counties Government Payments

County	Farm Gate Value
Mitchell	\$16,791,755
Worth	\$16,394,483
Decatur	\$14,989,597
Dooly	\$13,973,790
Early	\$13,939,899
Colquitt	\$12,153,790
Bulloch	\$12,127,367
Brooks	\$11,950,070
Irwin	\$11,911,151
Miller	\$11,501,512

Hunting Leases - Deer

Farm Gate Value 2005

Rank	County	Acres	\$/Acre	Farm Gate Value	Rank	County	Acres	\$/Acre	Farm Gate Value
25	Appling	90,000	\$12.00	\$1,080,000	10	Effingham	200,000	\$12.00	\$2,400,000
17	Atkinson	150,000	\$10.00	\$1,500,000	45	Elbert	30,000	\$12.00	\$360,000
14	Bacon	164,619	\$12.00	\$1,975,428	8	Emanuel	210,000	\$12.00	\$2,520,000
29	Baker	75,000	\$12.00	\$900,000	71	Evans	4,000	\$12.00	\$48,000
37	Baldwin	48,500	\$12.00	\$582,000	-	Fannin			\$0
62	Banks	8,000	\$12.00	\$96,000	84	Fayette	250	\$12.00	\$3,000
73	Barrow	3,000	\$12.00	\$36,000	18	Floyd	120,000	\$12.00	\$1,440,000
41	Bartow	40,000	\$12.00	\$480,000	-	Forsyth			\$0
43	Ben Hill	35,000	\$12.00	\$420,000	61	Franklin	9,000	\$12.00	\$108,000
33	Berrien	65,000	\$12.00	\$780,000	79	Fulton	1,100	\$12.00	\$13,200
-	Bibb			\$0	77	Gilmer	1,300	\$12.00	\$15,600
48	Bleckley	25,000	\$12.00	\$300,000	55	Glascocock	14,000	\$12.00	\$168,000
10	Brantley	200,000	\$12.00	\$2,400,000	34	Glynn	60,000	\$12.00	\$720,000
21	Brooks	85,000	\$14.00	\$1,190,000	-	Gordon			\$0
-	Bryan			\$0	48	Grady	25,000	\$12.00	\$300,000
1	Bulloch	350,000	\$12.00	\$4,200,000	53	Greene	18,000	\$12.00	\$216,000
3	Burke	350,000	\$10.00	\$3,500,000	-	Gwinnett			\$0
59	Butts	10,000	\$12.00	\$120,000	-	Habersham			\$0
45	Calhoun	30,000	\$12.00	\$360,000	75	Hall	1,500	\$18.00	\$27,000
5	Camden	250,000	\$12.00	\$3,000,000	76	Hancock	2,000	\$12.00	\$24,000
34	Candler	60,000	\$12.00	\$720,000	59	Haralson	10,000	\$12.00	\$120,000
48	Carroll	25,000	\$12.00	\$300,000	31	Harris	57,000	\$15.00	\$855,000
-	Catoosa			\$0	65	Hart	7,300	\$12.00	\$87,600
11	Charlton	180,000	\$12.00	\$2,160,000	32	Heard	70,000	\$12.00	\$840,000
-	Chatham			\$0	81	Henry	900	\$12.00	\$10,800
29	Chattahoochee	75,000	\$12.00	\$900,000	22	Houston	95,000	\$12.00	\$1,140,000
69	Chattooga	5,000	\$12.00	\$60,000	51	Irwin	20,000	\$12.00	\$240,000
-	Cherokee			\$0	72	Jackson	3,500	\$12.00	\$42,000
85	Clarke	200	\$12.00	\$2,400	51	Jasper	20,000	\$12.00	\$240,000
43	Clay	35,000	\$12.00	\$420,000	36	Jeff Davis	50,000	\$12.00	\$600,000
83	Clayton	400	\$12.00	\$4,800	26	Jefferson	87,000	\$12.00	\$1,044,000
73	Clinch	3,000	\$12.00	\$36,000	52	Jenkins	25,000	\$9.00	\$225,000
-	Cobb			\$0	70	Johnson	4,100	\$12.00	\$49,200
18	Coffee	120,000	\$12.00	\$1,440,000	44	Jones	34,000	\$12.00	\$408,000
46	Colquitt	28,000	\$12.00	\$336,000	59	Lamar	10,000	\$12.00	\$120,000
39	Columbia	42,000	\$12.00	\$504,000	47	Lanier	25,700	\$12.00	\$308,400
50	Cook	35,000	\$8.00	\$280,000	5	Laurens	250,000	\$12.00	\$3,000,000
58	Coweta	12,000	\$12.00	\$144,000	41	Lee	40,000	\$12.00	\$480,000
46	Crawford	28,000	\$12.00	\$336,000	68	Liberty	6,000	\$12.00	\$72,000
76	Crisp	2,000	\$12.00	\$24,000	68	Lincoln	6,000	\$12.00	\$72,000
68	Dade	6,000	\$12.00	\$72,000	19	Long	117,429	\$12.00	\$1,409,148
62	Dawson	8,000	\$12.00	\$96,000	18	Lowndes	120,000	\$12.00	\$1,440,000
22	Decatur	95,000	\$12.00	\$1,140,000	80	Lumpkin	950	\$12.00	\$11,400
-	DeKalb			\$0	54	Macon	15,000	\$12.00	\$180,000
28	Dodge	80,000	\$12.00	\$960,000	63	Madison	7,850	\$12.00	\$94,200
40	Dooly	41,000	\$12.00	\$492,000	24	Marion	110,000	\$10.00	\$1,100,000
36	Dougherty	50,000	\$12.00	\$600,000	36	McDuffie	50,000	\$12.00	\$600,000
73	Douglas	3,000	\$12.00	\$36,000	64	McIntosh	7,500	\$12.00	\$90,000
38	Early	45,000	\$12.00	\$540,000	13	Meriwether	175,000	\$12.00	\$2,100,000
8	Echols	210,000	\$12.00	\$2,520,000	54	Miller	15,000	\$12.00	\$180,000

Hunting Leases - Deer

Farm Gate Value 2005

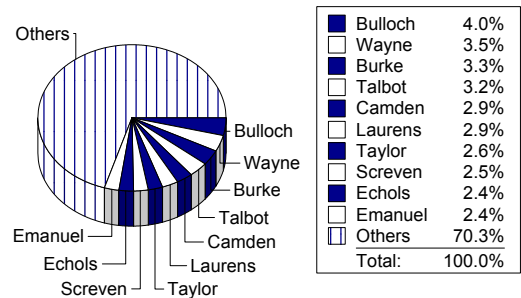
Rank	County	Acres	\$/Acre	Farm Gate Value
45	Mitchell	30,000	\$12.00	\$360,000
53	Monroe	18,000	\$12.00	\$216,000
57	Montgomery	12,500	\$12.00	\$150,000
35	Morgan	70,000	\$10.00	\$700,000
82	Murray	625	\$12.00	\$7,500
-	Muscogee			\$0
54	Newton	15,000	\$12.00	\$180,000
62	Oconee	8,000	\$12.00	\$96,000
48	Oglethorpe	25,000	\$12.00	\$300,000
59	Paulding	10,000	\$12.00	\$120,000
51	Peach	20,000	\$12.00	\$240,000
59	Pickens	10,000	\$12.00	\$120,000
28	Pierce	80,000	\$12.00	\$960,000
66	Pike	7,000	\$12.00	\$84,000
48	Polk	25,000	\$12.00	\$300,000
48	Pulaski	25,000	\$12.00	\$300,000
13	Putnam	175,000	\$12.00	\$2,100,000
34	Quitman	60,000	\$12.00	\$720,000
-	Rabun			\$0
12	Randolph	177,290	\$12.00	\$2,127,480
54	Richmond	15,000	\$12.00	\$180,000
77	Rockdale	1,300	\$12.00	\$15,600
51	Schley	20,000	\$12.00	\$240,000
7	Screven	220,000	\$12.00	\$2,640,000
56	Seminole	13,000	\$12.00	\$156,000
78	Spalding	1,200	\$12.00	\$14,400
76	Stephens	2,000	\$12.00	\$24,000
49	Stewart	24,000	\$12.00	\$288,000
45	Sumter	30,000	\$12.00	\$360,000
4	Talbot	280,000	\$12.00	\$3,360,000
-	Taliaferro			\$0
20	Tattnall	100,000	\$12.00	\$1,200,000
6	Taylor	225,000	\$12.00	\$2,700,000
36	Telfair	50,000	\$12.00	\$600,000
20	Terrell	100,000	\$12.00	\$1,200,000
42	Thomas	37,000	\$12.00	\$444,000
74	Tift	2,500	\$12.00	\$30,000
68	Toombs	8,000	\$9.00	\$72,000
-	Towns			\$0
58	Treutlen	12,000	\$12.00	\$144,000
16	Troup	130,000	\$12.00	\$1,560,000
67	Turner	6,500	\$12.00	\$78,000
23	Twiggs	125,000	\$9.00	\$1,125,000
-	Union			\$0
45	Upson	30,000	\$12.00	\$360,000
59	Walker	10,000	\$12.00	\$120,000
69	Walton	5,000	\$12.00	\$60,000
25	Ware	90,000	\$12.00	\$1,080,000
18	Warren	120,000	\$12.00	\$1,440,000
9	Washington	250,000	\$10.00	\$2,500,000

Rank	County	Acres	\$/Acre	Farm Gate Value
2	Wayne	310,000	\$12.00	\$3,720,000
20	Webster	100,000	\$12.00	\$1,200,000
30	Wheeler	74,000	\$12.00	\$888,000
-	White			\$0
60	Whitfield	9,640	\$12.00	\$115,680
48	Wilcox	30,000	\$10.00	\$300,000
10	Wilkes	200,000	\$12.00	\$2,400,000
15	Wilkinson	150,000	\$12.00	\$1,800,000
27	Worth	85,000	\$12.00	\$1,020,000

2005 Totals **8,938,653** **\$105,079,836**

Percent of Other Income **15.8%**

Top Ten Counties For Hunting Leases - Deer



Top Ten Counties Hunting Leases - Deer			
County	Acres	\$/Acre	Farm Gate Value
Bulloch	350,000	\$12.00	\$4,200,000
Wayne	310,000	\$12.00	\$3,720,000
Burke	350,000	\$10.00	\$3,500,000
Talbot	280,000	\$12.00	\$3,360,000
Camden	250,000	\$12.00	\$3,000,000
Laurens	250,000	\$12.00	\$3,000,000
Taylor	225,000	\$12.00	\$2,700,000
Screven	220,000	\$12.00	\$2,640,000
Echols	210,000	\$12.00	\$2,520,000
Emanuel	210,000	\$12.00	\$2,520,000

Hunting Leases - Duck

Farm Gate Value 2005

Rank	County	Acres	\$/Acre	Farm Gate Value	Rank	County	Acres	\$/Acre	Farm Gate Value
-	Appling			\$0	-	Effingham			\$0
-	Atkinson			\$0	25	Elbert	10	\$50.00	\$500
-	Bacon			\$0	-	Emanuel			\$0
10	Baker	500	\$50.00	\$25,000	-	Evans			\$0
15	Baldwin	200	\$50.00	\$10,000	-	Fannin			\$0
-	Banks			\$0	-	Fayette			\$0
-	Barrow			\$0	-	Floyd			\$0
-	Bartow			\$0	-	Forsyth			\$0
-	Ben Hill			\$0	18	Franklin	100	\$50.00	\$5,000
18	Berrien	100	\$50.00	\$5,000	-	Fulton			\$0
-	Bibb			\$0	-	Gilmer			\$0
18	Bleckley	100	\$50.00	\$5,000	-	Glascock			\$0
-	Brantley			\$0	-	Glynn			\$0
7	Brooks	1,000	\$50.00	\$50,000	-	Gordon			\$0
-	Bryan			\$0	12	Grady	300	\$50.00	\$15,000
11	Bulloch	400	\$50.00	\$20,000	20	Greene	50	\$50.00	\$2,500
2	Burke	3,000	\$50.00	\$150,000	-	Gwinnett			\$0
20	Butts	50	\$50.00	\$2,500	-	Habersham			\$0
10	Calhoun	500	\$50.00	\$25,000	-	Hall			\$0
-	Camden			\$0	-	Hancock			\$0
-	Candler			\$0	-	Haralson			\$0
22	Carroll	30	\$50.00	\$1,500	14	Harris	225	\$50.00	\$11,250
-	Catoosa			\$0	-	Hart			\$0
-	Charlton			\$0	-	Heard			\$0
-	Chatham			\$0	-	Henry			\$0
7	Chattahoochee	1,000	\$50.00	\$50,000	-	Houston			\$0
-	Chattooga			\$0	-	Irwin			\$0
-	Cherokee			\$0	-	Jackson			\$0
-	Clarke			\$0	-	Jasper			\$0
-	Clay			\$0	7	Jeff Davis	1,000	\$50.00	\$50,000
-	Clayton			\$0	-	Jefferson			\$0
-	Clinch			\$0	-	Jenkins			\$0
-	Cobb			\$0	21	Johnson	40	\$50.00	\$2,000
-	Coffee			\$0	-	Jones			\$0
3	Colquitt	2,500	\$50.00	\$125,000	19	Lamar	75	\$50.00	\$3,750
15	Columbia	200	\$50.00	\$10,000	4	Lanier	1,500	\$50.00	\$75,000
15	Cook	200	\$50.00	\$10,000	17	Laurens	150	\$50.00	\$7,500
9	Coweta	800	\$50.00	\$40,000	20	Lee	50	\$50.00	\$2,500
-	Crawford			\$0	-	Liberty			\$0
-	Crisp			\$0	-	Lincoln			\$0
-	Dade			\$0	-	Long			\$0
-	Dawson			\$0	12	Lowndes	300	\$50.00	\$15,000
-	Decatur			\$0	-	Lumpkin			\$0
-	DeKalb			\$0	-	Macon			\$0
-	Dodge			\$0	19	Madison	75	\$50.00	\$3,750
-	Dooley			\$0	-	Marion			\$0
10	Dougherty	500	\$50.00	\$25,000	-	McDuffie			\$0
-	Douglas			\$0	-	McIntosh			\$0
-	Early			\$0	13	Meriwether	250	\$50.00	\$12,500
-	Echols			\$0	15	Miller	200	\$50.00	\$10,000

Hunting Leases - Duck

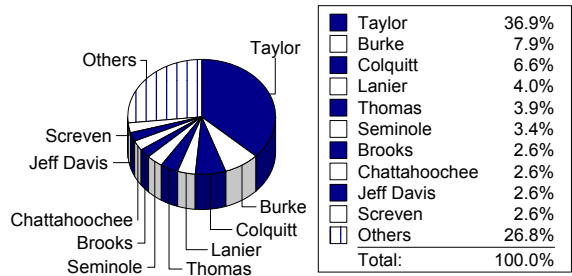
Farm Gate Value 2005

Rank	County	Acres	\$/Acre	Farm Gate Value
-	Mitchell			\$0
17	Monroe	150	\$50.00	\$7,500
-	Montgomery			\$0
-	Morgan			\$0
-	Murray			\$0
-	Muscogee			\$0
-	Newton			\$0
-	Oconee			\$0
-	Oglethorpe			\$0
-	Paulding			\$0
-	Peach			\$0
-	Pickens			\$0
-	Pierce			\$0
-	Pike			\$0
-	Polk			\$0
13	Pulaski	250	\$50.00	\$12,500
8	Putnam	900	\$50.00	\$45,000
-	Quitman			\$0
-	Rabun			\$0
-	Randolph			\$0
10	Richmond	500	\$50.00	\$25,000
-	Rockdale			\$0
-	Schley			\$0
7	Screven	1,000	\$50.00	\$50,000
6	Seminole	220	\$295.00	\$64,900
-	Spalding			\$0
-	Stephens			\$0
-	Stewart			\$0
17	Sumter	150	\$50.00	\$7,500
18	Talbot	100	\$50.00	\$5,000
-	Taliaferro			\$0
7	Tattnall	1,000	\$50.00	\$50,000
1	Taylor	14,000	\$50.00	\$700,000
-	Telfair			\$0
23	Terrell	25	\$50.00	\$1,250
5	Thomas	1,470	\$50.00	\$73,500
21	Tift	40	\$50.00	\$2,000
-	Toombs			\$0
-	Towns			\$0
24	Treutlen	20	\$50.00	\$1,000
15	Troup	200	\$50.00	\$10,000
16	Turner	175	\$50.00	\$8,750
18	Twiggs	100	\$50.00	\$5,000
-	Union			\$0
-	Upson			\$0
-	Walker			\$0
-	Walton			\$0
-	Ware			\$0
13	Warren	250	\$50.00	\$12,500
11	Washington	400	\$50.00	\$20,000

Rank	County	Acres	\$/Acre	Farm Gate Value
18	Wayne	100	\$50.00	\$5,000
-	Webster			\$0
18	Wheeler	100	\$50.00	\$5,000
-	White			\$0
18	Whitfield	100	\$50.00	\$5,000
-	Wilcox			\$0
-	Wilkes			\$0
15	Wilkinson	200	\$50.00	\$10,000
-	Worth			\$0

2005 Totals **36,855** **\$1,896,650**
Percent of Other Income **0.28%**

Top Ten Counties For Hunting Leases - Duck



Top Ten Counties Hunting Leases - Duck			
County	Acres	\$/Acre	Farm Gate Value
Taylor	14,000	\$50.00	\$700,000
Burke	3,000	\$50.00	\$150,000
Colquitt	2,500	\$50.00	\$125,000
Lanier	1,500	\$50.00	\$75,000
Thomas	1,470	\$50.00	\$73,500
Seminole	220	\$295.00	\$64,900
Brooks	1,000	\$50.00	\$50,000
Chattahoochee	1,000	\$50.00	\$50,000
Jeff Davis	1,000	\$50.00	\$50,000
Screven	1,000	\$50.00	\$50,000

Hunting Leases - Turkey

Farm Gate Value 2005

Rank	County	Acres	\$/Acre	Farm Gate Value	Rank	County	Acres	\$/Acre	Farm Gate Value
36	Appling	5,000	\$2.00	\$10,000	8	Effingham	75,000	\$2.00	\$150,000
26	Atkinson	10,000	\$2.00	\$20,000	20	Elbert	20,000	\$2.00	\$40,000
12	Bacon	50,000	\$2.00	\$100,000	26	Emanuel	10,000	\$2.00	\$20,000
36	Baker	5,000	\$2.00	\$10,000	41	Evans	2,000	\$2.00	\$4,000
16	Baldwin	39,000	\$2.00	\$78,000	-	Fannin			\$0
37	Banks	4,000	\$2.00	\$8,000	51	Fayette	10	\$2.00	\$20
-	Barrow			\$0	-	Floyd			\$0
50	Bartow	200	\$2.00	\$400	-	Forsyth			\$0
17	Ben Hill	35,000	\$2.00	\$70,000	36	Franklin	5,000	\$2.00	\$10,000
31	Berrien	8,000	\$2.00	\$16,000	-	Fulton			\$0
-	Bibb			\$0	-	Gilmer			\$0
22	Bleckley	15,000	\$2.00	\$30,000	29	Glascocock	9,000	\$2.00	\$18,000
-	Brantley			\$0	-	Glynn			\$0
3	Brooks	85,000	\$4.00	\$340,000	-	Gordon			\$0
-	Bryan			\$0	-	Grady			\$0
6	Bulloch	100,000	\$2.00	\$200,000	48	Greene	500	\$2.00	\$1,000
4	Burke	150,000	\$2.00	\$300,000	-	Gwinnett			\$0
36	Butts	5,000	\$2.00	\$10,000	-	Habersham			\$0
40	Calhoun	2,500	\$2.00	\$5,000	-	Hall			\$0
-	Camden			\$0	40	Hancock	2,500	\$2.00	\$5,000
15	Candler	40,000	\$2.00	\$80,000	-	Haralson			\$0
33	Carroll	7,000	\$2.00	\$14,000	6	Harris	25,000	\$8.00	\$200,000
-	Catoosa			\$0	43	Hart	1,200	\$2.00	\$2,400
20	Charlton	20,000	\$2.00	\$40,000	13	Heard	45,000	\$2.00	\$90,000
-	Chatham			\$0	45	Henry	900	\$2.00	\$1,800
25	Chattahoochee	12,000	\$2.00	\$24,000	12	Houston	50,000	\$2.00	\$100,000
42	Chattooga	1,500	\$2.00	\$3,000	-	Irwin			\$0
-	Cherokee			\$0	-	Jackson			\$0
-	Clarke			\$0	32	Jasper	7,500	\$2.00	\$15,000
26	Clay	10,000	\$2.00	\$20,000	22	Jeff Davis	15,000	\$2.00	\$30,000
-	Clayton			\$0	21	Jefferson	16,000	\$2.00	\$32,000
-	Clinch			\$0	26	Jenkins	10,000	\$2.00	\$20,000
-	Cobb			\$0	38	Johnson	3,100	\$2.00	\$6,200
26	Coffee	10,000	\$2.00	\$20,000	19	Jones	27,000	\$2.00	\$54,000
28	Colquitt	9,250	\$2.00	\$18,500	37	Lamar	4,000	\$2.00	\$8,000
14	Columbia	42,000	\$2.00	\$84,000	41	Lanier	2,000	\$2.00	\$4,000
-	Cook			\$0	20	Laurens	20,000	\$2.00	\$40,000
43	Coweta	1,200	\$2.00	\$2,400	48	Lee	500	\$2.00	\$1,000
34	Crawford	6,500	\$2.00	\$13,000	-	Liberty			\$0
-	Crisp			\$0	42	Lincoln	1,500	\$2.00	\$3,000
44	Dade	1,000	\$2.00	\$2,000	47	Long	550	\$2.00	\$1,100
31	Dawson	8,000	\$2.00	\$16,000	18	Lowndes	30,000	\$2.00	\$60,000
12	Decatur	50,000	\$2.00	\$100,000	-	Lumpkin			\$0
-	DeKalb			\$0	32	Macon	7,500	\$2.00	\$15,000
22	Dodge	15,000	\$2.00	\$30,000	44	Madison	1,000	\$2.00	\$2,000
-	Dooly			\$0	10	Marion	55,000	\$2.00	\$110,000
12	Dougherty	50,000	\$2.00	\$100,000	-	McDuffie			\$0
-	Douglas			\$0	47	McIntosh	550	\$2.00	\$1,100
-	Early			\$0	11	Meriwether	52,000	\$2.00	\$104,000
12	Echols	50,000	\$2.00	\$100,000	40	Miller	2,500	\$2.00	\$5,000

Hunting Leases - Turkey

Farm Gate Value 2005

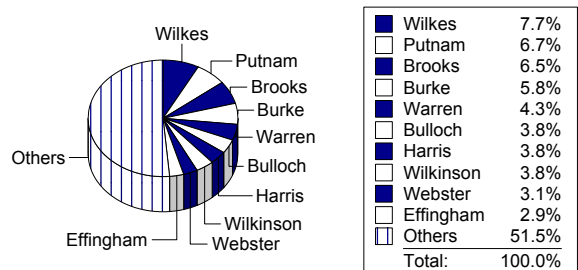
Rank	County	Acres	\$/Acre	Farm Gate Value
-	Mitchell			\$0
23	Monroe	13,000	\$2.00	\$26,000
24	Montgomery	12,500	\$2.00	\$25,000
-	Morgan			\$0
-	Murray			\$0
-	Muscogee			\$0
-	Newton			\$0
41	Oconee	2,000	\$2.00	\$4,000
36	Oglethorpe	5,000	\$2.00	\$10,000
46	Paulding	600	\$2.00	\$1,200
-	Peach			\$0
-	Pickens			\$0
26	Pierce	10,000	\$2.00	\$20,000
41	Pike	2,000	\$2.00	\$4,000
-	Polk			\$0
31	Pulaski	8,000	\$2.00	\$16,000
2	Putnam	175,000	\$2.00	\$350,000
20	Quitman	20,000	\$2.00	\$40,000
-	Rabun			\$0
26	Randolph	10,000	\$2.00	\$20,000
39	Richmond	3,000	\$2.00	\$6,000
-	Rockdale			\$0
26	Schley	10,000	\$2.00	\$20,000
44	Screven	1,000	\$2.00	\$2,000
23	Seminole	6,500	\$4.00	\$26,000
48	Spalding	500	\$2.00	\$1,000
41	Stephens	2,000	\$2.00	\$4,000
39	Stewart	3,000	\$2.00	\$6,000
29	Sumter	9,000	\$2.00	\$18,000
49	Talbot	100	\$5.00	\$500
-	Taliaferro			\$0
12	Tattnall	50,000	\$2.00	\$100,000
33	Taylor	7,000	\$2.00	\$14,000
20	Telfair	20,000	\$2.00	\$40,000
35	Terrell	6,000	\$2.00	\$12,000
30	Thomas	8,700	\$2.00	\$17,400
50	Tift	200	\$2.00	\$400
-	Toombs			\$0
-	Towns			\$0
25	Treutlen	12,000	\$2.00	\$24,000
41	Troup	2,000	\$2.00	\$4,000
39	Turner	3,000	\$2.00	\$6,000
36	Twiggs	5,000	\$2.00	\$10,000
-	Union			\$0
18	Upson	30,000	\$2.00	\$60,000
39	Walker	3,000	\$2.00	\$6,000
-	Walton			\$0
-	Ware			\$0
5	Warren	112,000	\$2.00	\$224,000
9	Washington	60,000	\$2.00	\$120,000

Rank	County	Acres	\$/Acre	Farm Gate Value
9	Wayne	60,000	\$2.00	\$120,000
7	Webster	80,000	\$2.00	\$160,000
36	Wheeler	5,000	\$2.00	\$10,000
-	White			\$0
27	Whitfield	9,640	\$2.00	\$19,280
33	Wilcox	7,000	\$2.00	\$14,000
1	Wilkes	200,000	\$2.00	\$400,000
6	Wilkinson	100,000	\$2.00	\$200,000
25	Worth	12,000	\$2.00	\$24,000

2005 Totals **2,434,700** **\$5,202,700**

Percent of Other Income **0.78%**

Top Ten Counties For Hunting Leases - Turkey



Top Ten Counties Hunting Leases - Turkey			
County	Acres	\$/Acre	Farm Gate Value
Wilkes	200,000	\$2.00	\$400,000
Putnam	175,000	\$2.00	\$350,000
Brooks	85,000	\$4.00	\$340,000
Burke	150,000	\$2.00	\$300,000
Warren	112,000	\$2.00	\$224,000
Bulloch	100,000	\$2.00	\$200,000
Harris	25,000	\$8.00	\$200,000
Wilkinson	100,000	\$2.00	\$200,000
Webster	80,000	\$2.00	\$160,000
Effingham	75,000	\$2.00	\$150,000

Miscellaneous

Farm Gate Value 2005

County	Farm Gate Value	County	Farm Gate Value
Appling		Elbert	
Atkinson		Emanuel	
Bacon		Evans	\$5,000
Baker	\$1,200,000	Fannin	
Baldwin		Fayette	
Banks		Floyd	
Barrow		Forsyth	
Bartow		Franklin	
Ben Hill		Fulton	
Berrien		Gilmer	
Bibb		Glascock	
Bleckley		Glynn	
Brantley		Gordon	
Brooks		Grady	
Bryan		Greene	
Bulloch	\$120,000	Gwinnett	\$610,375
Burke		Habersham	
Butts		Hall	
Calhoun		Hancock	
Camden		Haralson	
Candler		Harris	
Carroll		Hart	
Catoosa		Heard	
Charlton	\$35,000	Henry	
Chatham		Houston	
Chattahoochee		Irwin	
Chattooga		Jackson	
Cherokee		Jasper	
Clarke		Jeff Davis	
Clay		Jefferson	
Clayton		Jenkins	
Clinch	\$40,000	Johnson	\$20,000
Cobb		Jones	
Coffee		Lamar	
Colquitt	\$48,000	Lanier	\$1,270,000
Columbia		Laurens	
Cook		Lee	\$4,000
Coweta	\$3,400	Liberty	
Crawford		Lincoln	
Crisp		Long	
Dade		Lowndes	
Dawson		Lumpkin	
Decatur		Macon	
DeKalb		Madison	
Dodge	\$100,000	Marion	
Dooly		McDuffie	
Dougherty		McIntosh	
Douglas		Meriwether	
Early		Miller	
Echols		Mitchell	\$250,000
Effingham		Monroe	

Miscellaneous

Farm Gate Value 2005

County	Farm Gate Value	County	Farm Gate Value
Montgomery		White	
Morgan		Whitfield	
Murray		Wilcox	
Muscogee		Wilkes	
Newton		Wilkinson	
Oconee		Worth	
Oglethorpe			
Paulding		2005 Totals	\$4,022,275
Peach	\$52,500	Percent of Other Income	0.6%
Pickens			
Pierce			
Pike			
Polk			
Pulaski			
Putnam			
Quitman			
Rabun			
Randolph			
Richmond	\$159,000		
Rockdale			
Schley			
Screven			
Seminole			
Spalding			
Stephens			
Stewart			
Sumter			
Talbot			
Taliaferro			
Tattnall			
Taylor			
Telfair			
Terrell			
Thomas			
Tift			
Toombs			
Towns			
Treutlen			
Troup			
Turner			
Twiggs			
Union			
Upson			
Walker			
Walton			
Ware			
Warren			
Washington	\$105,000		
Wayne			
Webster			
Wheeler			

Total Other Income and AgriTourism Value, 2005

Rank	County	Farm Gate Value	Rank	County	Farm Gate Value	Rank	County	Farm Gate Value
30	Appling	\$8,392,059	84	Evans	\$1,718,020	127	Newton	\$426,848
41	Atkinson	\$6,244,613	141	Fannin	\$259,643	114	Oconee	\$576,564
37	Bacon	\$6,749,542	135	Fayette	\$327,446	119	Oglethorpe	\$500,786
11	Baker	\$13,226,551	67	Floyd	\$2,841,197	138	Paulding	\$291,887
110	Baldwin	\$691,143	149	Forsyth	\$155,869	58	Peach	\$3,754,117
145	Banks	\$218,429	117	Franklin	\$534,945	143	Pickens	\$255,251
148	Barrow	\$165,981	158	Fulton	\$29,793	35	Pierce	\$6,890,687
96	Bartow	\$1,025,769	109	Gilmer	\$702,460	129	Pike	\$412,222
51	Ben Hill	\$4,608,584	128	Glascocock	\$417,808	104	Polk	\$869,953
14	Berrien	\$12,592,504	105	Glynn	\$789,202	24	Pulaski	\$9,880,233
150	Bibb	\$146,256	122	Gordon	\$485,928	52	Putnam	\$4,491,230
49	Bleckley	\$4,664,893	32	Grady	\$7,905,515	87	Quitman	\$1,373,119
68	Brantley	\$2,798,678	134	Greene	\$345,673	79	Rabun	\$2,116,926
9	Brooks	\$14,763,979	111	Gwinnett	\$623,126	31	Randolph	\$8,112,457
130	Bryan	\$369,292	55	Habersham	\$4,293,527	73	Richmond	\$2,539,954
4	Bulloch	\$19,721,460	102	Hall	\$900,245	116	Rockdale	\$536,675
10	Burke	\$13,252,880	115	Hancock	\$540,024	95	Schley	\$1,061,708
70	Butts	\$2,738,780	144	Haralson	\$222,461	25	Screven	\$9,681,462
29	Calhoun	\$8,413,915	81	Harris	\$1,848,552	23	Seminole	\$9,886,327
65	Camden	\$3,000,000	108	Hart	\$715,636	147	Spalding	\$180,017
47	Candler	\$5,210,433	99	Heard	\$981,780	152	Stephens	\$97,115
107	Carroll	\$748,421	136	Henry	\$305,059	77	Stewart	\$2,148,036
153	Catoosa	\$85,495	46	Houston	\$5,219,555	17	Sumter	\$11,282,082
75	Charlton	\$2,428,532	12	Irwin	\$13,168,531	62	Talbot	\$3,528,484
155	Chatham	\$84,375	132	Jackson	\$360,298	156	Taliaferro	\$48,680
100	Chattahoochee	\$975,224	38	Jasper	\$6,736,484	33	Tattnall	\$7,687,551
120	Chattooga	\$488,907	43	Jeff Davis	\$5,910,131	44	Taylor	\$5,416,507
103	Cherokee	\$896,208	45	Jefferson	\$5,244,695	60	Telfair	\$3,664,811
131	Clarke	\$368,948	54	Jenkins	\$4,463,916	18	Terrell	\$11,093,884
63	Clay	\$3,458,840	83	Johnson	\$1,751,179	2	Thomas	\$21,319,158
112	Clayton	\$606,222	123	Jones	\$484,175	26	Tift	\$9,530,416
139	Clinch	\$280,650	118	Lamar	\$529,916	42	Toombs	\$6,051,726
159	Cobb	\$192	57	Lanier	\$3,982,848	80	Towns	\$2,020,692
16	Coffee	\$12,105,080	34	Laurens	\$7,686,287	91	Treutlen	\$1,114,517
7	Colquitt	\$16,213,128	19	Lee	\$10,759,889	56	Troup	\$4,114,521
101	Columbia	\$960,156	151	Liberty	\$143,219	22	Turner	\$9,957,079
15	Cook	\$12,266,115	106	Lincoln	\$774,717	72	Twiggs	\$2,548,643
142	Coweta	\$258,740	82	Long	\$1,835,719	97	Union	\$1,024,549
89	Crawford	\$1,221,327	48	Lowndes	\$5,101,584	113	Upson	\$577,799
21	Crisp	\$10,040,836	133	Lumpkin	\$356,333	140	Walker	\$266,776
137	Dade	\$299,472	39	Macon	\$6,643,072	125	Walton	\$459,433
93	Dawson	\$1,083,669	124	Madison	\$483,554	61	Ware	\$3,569,150
5	Decatur	\$19,560,758	71	Marion	\$2,677,477	66	Warren	\$2,870,823
86	DeKalb	\$1,400,000	90	McDuffie	\$1,157,740	53	Washington	\$4,473,889
40	Dodge	\$6,574,869	146	McIntosh	\$201,792	20	Wayne	\$10,041,785
6	Dooly	\$16,887,032	74	Meriwether	\$2,436,049	50	Webster	\$4,657,230
36	Dougherty	\$6,830,182	13	Miller	\$13,066,054	78	Wheeler	\$2,139,394
157	Douglas	\$47,559	1	Mitchell	\$21,611,521	121	White	\$486,742
8	Early	\$15,662,158	126	Monroe	\$436,618	98	Whitfield	\$1,007,496
69	Echols	\$2,786,090	85	Montgomery	\$1,532,878	27	Wilcox	\$9,175,610
59	Effingham	\$3,686,098	92	Morgan	\$1,107,005	64	Wilkes	\$3,039,310
94	Elbert	\$1,077,546	88	Murray	\$1,249,628	76	Wilkinson	\$2,422,237
28	Emanuel	\$8,501,343	154	Muscogee	\$85,009	3	Worth	\$20,525,798

GEORGIA

\$663,222,036

The Center for Agribusiness and Economic Development



The Center for Agribusiness and Economic Development is a unit of the College of Agricultural and Environmental Sciences of the University of Georgia, combining the missions of research and extension. The Center has among its objectives:

- To provide feasibility and other short term studies for current or potential Georgia agribusiness firms and/or emerging food and fiber industries.
- To provide agricultural, natural resource, and demographic data for private and public decision makers.

To find out more, visit our Web site at: <http://www.caed.uga.edu>

Or contact:

John McKissick, Director
Center for Agribusiness and Economic Development
Lumpkin House
The University of Georgia
Athens, Georgia 30602
Phone (706)542-0760
caed@agecon.uga.edu

The University of Georgia and Fort Valley State University, and the U.S. Department of Agriculture and counties of the state cooperating. Cooperative Extension offers educational programs, assistance and materials to all people without regard to race, color, national origin, age, sex or disability.

An equal opportunity/affirmative action organization committed to a diverse work force.

Area Report No. 06-01

May, 2006

Issued in furtherance of Cooperation Extension Acts of May 8 and June 30, 1914, the University of Georgia College of Agricultural and Environmental Sciences, and the U.S. Department of Agriculture cooperating.

J. Scott Angle, Dean and Director