



---

# The University of Georgia

---

**College of Agricultural and Environmental Sciences**

---

## **2006 Georgia Farm Gate Value Report**

---

**Compiled by Susan R. Boatright and John C. McKissick  
from information reported by Georgia Cooperative Extension  
County Agents**

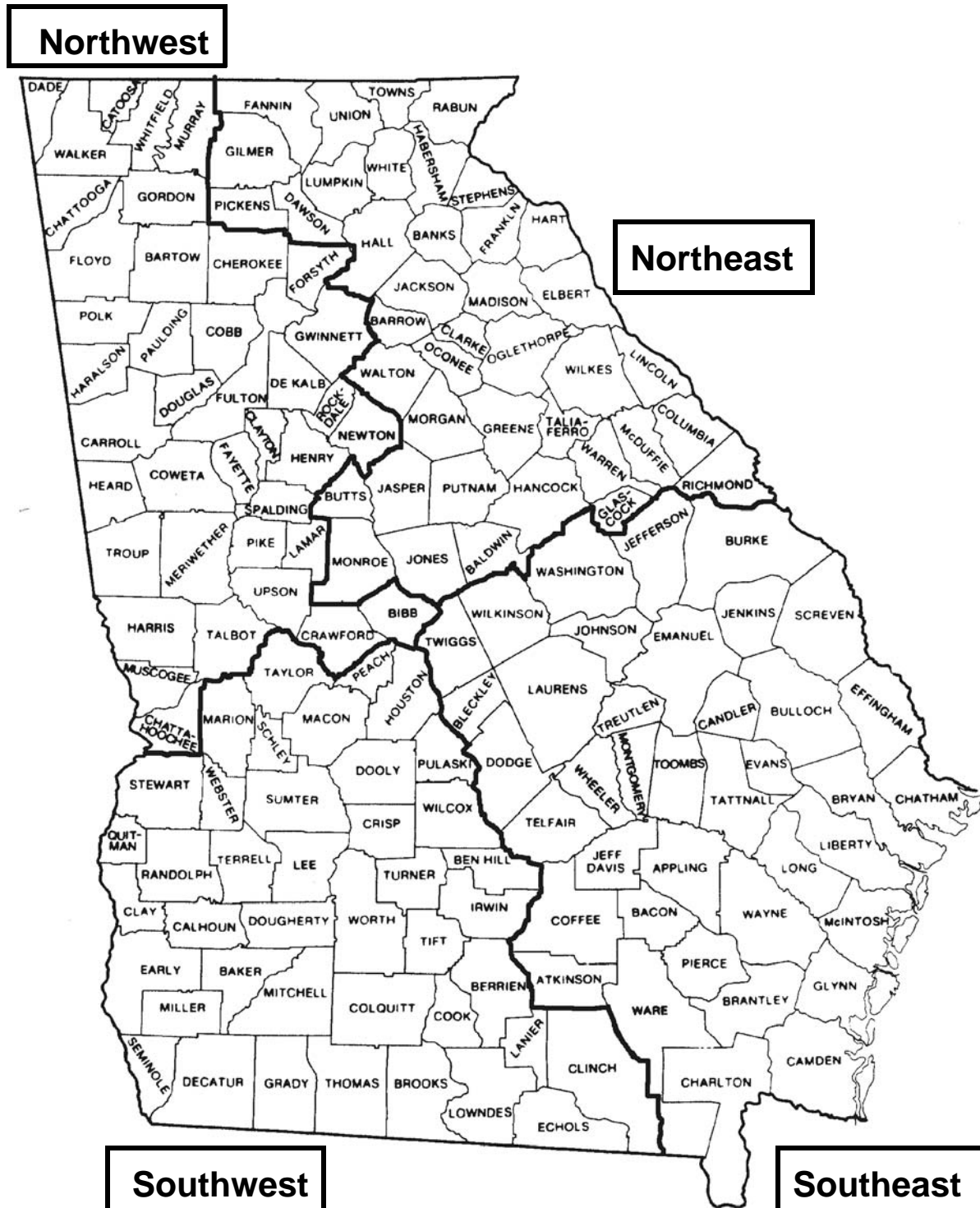
**AR-07-01**

---



[www.caed.uga.edu](http://www.caed.uga.edu)

# Georgia Cooperative Extension Districts



The Center for Agribusiness and Economic Development is a unit of the College of Agricultural and Environmental Sciences, combining the missions of research and extension.

## Acknowledgements

Special thanks to David Barber in the Center for Internet Imaging and Database Systems, College of Agricultural and Environmental Sciences, for his time and effort in the construction and maintenance of the Farm Gate database and website. Thanks also to Emily Olliff and David E. Bell for their assistance with editing and proofreading the document.

We appreciate the work of the Georgia Cooperative Extension Specialists who were consulted in the process of organizing this report along with the Georgia Cooperative Extension Agents and the Program Development Coordinators who provided information for the ***Farm Gate Value Report***.

---

## A Comparison of Agricultural Data Sources

In addition to the *Farm Gate Value Report (Farm Gate Report)*, users of agricultural data in the State of Georgia have a variety of available resources including *Georgia Agricultural Facts (Ag Facts)*, and *The Census of Agriculture (Census)*. The Georgia Agricultural Statistics Service publishes *Ag Facts* annually. The *Census* is produced every five years by the United States Department of Agriculture. Georgia Cooperative Extension compiles the *Farm Gate Report* each spring. Since each of these reports measure different variables in different ways, it is likely that numbers taken from one report will not exactly match those from another report for similar commodities.

The *Farm Gate Report* relies exclusively on Cooperative Extension personnel to provide production information. Each year a survey is distributed to each county Extension office for completion by the county agent. For crops, individual agents are asked to supply county acreage and yields. A suggested price for each crop (determined by Extension specialists) is provided. The price for crops includes an adjustment for all government payments directly associated with the production of the crop and should provide a better indication of the value of the crop. Individual agents have the option of adjusting the price based on county conditions. For livestock, inventory numbers are requested and a formula is then applied to calculate average production for the year and value of production for the county.

Although *Ag Facts* also reports annual data, the types of data and sources differ from the *Farm Gate Report*. *Ag Facts* surveys a wide range of producers, farmers, agribusinesses and Extension personnel and conducts some field observations. Furthermore, while the *Farm Gate Report* focuses only on value of production data, not all of *Ag Facts* data is value of production. For some commodities, most notably livestock, sales or cash receipts are used instead. Cash receipts measure the value of marketings for the year, regardless of the year in which the commodity was produced. Another difference between the *Farm Gate Report* and *Ag Facts* is that the *Farm Gate Report* has county-level value of production data for all of its commodities. Finally, the *Farm Gate Report* contains some commodities which are unavailable in *Ag Facts*.

The *Census* differs from the *Farm Gate Report* mainly because of its publication schedule. However, there are a few other differences. Farms included in the *Census* must meet the definition of a farm marketing more than \$1,000 in a year and the *Census* contains sales data rather than value of production. The *Farm Gate Report* also has several commodities not listed in the *Census*.

Dear Farm Gate User:

We are pleased to present the *2006 Georgia Farm Gate Value Report (Farm Gate Report)*. The *Farm Gate Report* is compiled from a survey of Georgia Cooperative Extension county agents and commodity specialists for the purpose of providing annual county-level information for the value of all food and fiber commodities grown in the state.



The *2006 Farm Gate Report* indicates that Georgia's agricultural production value was about \$200 million less in 2006 than 2005. Gains in Ornamental Horticulture, Fruit & Nuts, and Forestry were somewhat offset by a decline in the state's largest farm gate enterprise – Poultry. Despite increased broiler production, price declines in 2006 resulted in a decrease of \$167 million from the 2005 value. Although the Poultry & Eggs commodity group declined (-\$119 million), increased production value for breeder pullet units (+\$27 million) and layers (+\$25 million) helped offset the loss in value.

The Ornamental Horticulture commodity group value of production rose \$66 million with greenhouses, turfgrass and nurseries all showing steady gains in 2006. Also, Fruits & Nuts values increased (+\$38 million) from 2005 with peaches (+\$36 million) and blueberries (+\$16 million) topping the list. The fruit gains were partially offset by a significant decrease in pecan production value (-\$18 million).

Although cotton (+\$22 million), corn (+\$18 million), and tobacco (+\$10 million) production values increased from 2005, there was not enough gain to offset a general loss of value (-\$96 million) in the Row & Forage Crops commodity group. This decline was mainly a result of reduced peanut farm gate value (-\$102 million) as yields and acreage were both diminished in 2006. Hay yields were also cut in 2006 and, as a result, the value of production was reduced by \$32 million.

The Livestock & Aquaculture commodity group values also declined (-\$32 million) from 2005, fueled by lower beef cattle prices, milk, and pork values with only slight gains in goat and horse value of production. Crop insurance payments rose as a result of drought-reduced yields by \$42 million (+72%). The Other Income category was actually down, however, as government payments (those not directly tied to production such as loan deficiency, etc.) declined by \$72 million (-17%), resulting in a net loss of \$30 million.

The distribution of farm value showed little change with nine of the top ten 2005 counties repeating in 2006. However, increased poultry production in the traditional crop producing Colquitt County increased its total value by almost \$100 million, moving it up to first place among all counties. The 2006 top ten commodities were the same as 2005 with peanuts moving behind eggs and horses in the rankings, representing the only change in Georgia's top ten enterprises ranked by production value.

We hope that the *2006 Georgia Farm Gate Value Report* will be a useful reference tool for you. This data may be accessed online at the *Georgia Statistics System* web site – [www.georgiastats.uga.edu](http://www.georgiastats.uga.edu) – and in Adobe® Acrobat® format at the Center website – [www.caed.uga.edu](http://www.caed.uga.edu)

Sincerely,

John C. McKissick  
Professor and Center Director

Susan R. Boatright  
Research Coordinator

## **TABLE OF CONTENTS**

Georgia Cooperative Extension Districts Map .....	i
Acknowledgements; A Comparison of Agricultural Data Sources .....	ii
Letter to Farm Gate Users .....	iii
<b>STATE SUMMARIES</b>	
Agricultural Commodity Rankings .....	1
Annual Comparison of Farm Gate Value by Commodity, 1999-2006 .....	2
Top Ten Agricultural Commodities and Farm Gate Value by Commodity Group, graphs .....	3
Summary Tables .....	4-5
Farm Gate <u>GROWER</u> Value by County .....	6
Farm Gate <u>TOTAL</u> Value by County .....	7
<b>MAPS BY COMMODITY GROUP</b>	
Total Farm Gate Value; Farm Gate Grower Value .....	8
Row & Forage Crops, Fruits & Nuts .....	9
Vegetables; Ornamental Horticulture .....	10
Forestry & Products; Livestock & Aquaculture .....	11
Poultry & Eggs; Ag-Based & Nature-Based Tourism and Other Income .....	12
<b>ROW &amp; FORAGE CROPS by County .....</b>	<b>13-42</b>
Barley .....	14-15
Corn .....	16-17
Cotton .....	18-19
Hay .....	20-21
Oats .....	22-23
Peanuts .....	24-25
Rye .....	26-27
Silage .....	28-29
Sorghum .....	30-31
Soybeans .....	32-33
Straw .....	34-35
Tobacco .....	36-37
Wheat .....	38-39
Miscellaneous Row & Forage Crops .....	40-41
Total Row & Forage Crops .....	42
<b>FRUITS &amp; NUTS by County .....</b>	<b>43-60</b>
Apples .....	44-45
Blackberries .....	46-47
Blueberries .....	48-49
Grapes .....	50-51
Peaches .....	52-53
Pecans .....	54-55
Strawberries .....	56-57
Miscellaneous Fruits & Nuts .....	58-59
Total Fruits & Nuts .....	60
<b>VEGETABLES by County .....</b>	<b>61-96</b>
Bell Peppers .....	62-63
Cabbage .....	64-65
Cantaloupe .....	66-67
Cucumbers .....	68-69
Eggplant .....	70-71
Greens (collards, kale, lettuce, mustard, spinach, turnip greens) .....	72-73
Okra .....	74-75
Onions .....	76-77
Other Peppers (banana, hot) .....	78-79
Other Vegetables .....	80-81
Snap Beans .....	82-83

## TABLE OF CONTENTS

Southern Peas .....	84-85
Squash (yellow, winter) .....	86-87
Sweet Corn .....	88-89
Tomato .....	90-91
Watermelon .....	92-93
Zucchini .....	94-95
Total Vegetables .....	96
<b>ORNAMENTAL HORTICULTURE by County .....</b>	<b>97-108</b>
Container Nursery .....	98-99
Field Nursery .....	100-101
Greenhouse .....	102-103
Turfgrass .....	104-105
Miscellaneous Ornamental Horticulture .....	106-107
Total Ornamental Horticulture .....	108
<b>FORESTRY &amp; PRODUCTS by County .....</b>	<b>109-118</b>
Christmas Trees .....	110-111
Pine Straw .....	112-113
Timber .....	114-115
Miscellaneous Forestry .....	116-117
Total Forestry & Products .....	118
<b>LIVESTOCK &amp; AQUACULTURE by County .....</b>	<b>119-148</b>
Beef Cattle Finished Outside County .....	120-121
Beef Cows .....	122-123
Beef Stockers .....	124-125
Catfish .....	126-127
Dairy .....	128-129
Goats .....	130-131
Horses—Boarding, Breeding & Training .....	132-133
Horses—Raised .....	134-135
Pork—Farrow to Finish .....	136-137
Pork—Feeder .....	138-139
Pork—Finishing .....	140-141
Quail .....	142-143
Sheep .....	144-145
Miscellaneous Livestock .....	146-147
Total Livestock & Aquaculture .....	148
<b>POULTRY &amp; EGGS by County .....</b>	<b>149-166</b>
Broiler Grower .....	150-153
Broiler Integrator .....	154-157
Breeder Pullet Units .....	158-159
Hatching Layers .....	160-161
Table Layers .....	162-163
Miscellaneous Poultry/Eggs .....	164-165
Total Poultry & Eggs .....	166
<b>AG-BASED &amp; NATURE-BASED TOURISM and OTHER INCOME by County .....</b>	<b>167-182</b>
Ag-Based & Nature-Based Tourism .....	168-169
Crop Insurance .....	170-171
Government Payments .....	172-173
Hunting Leases—Deer .....	174-175
Hunting Leases—Duck .....	176-177
Hunting Leases—Turkey .....	178-179
Miscellaneous Other Income .....	180-181
Total Agritourism & Other Income .....	182

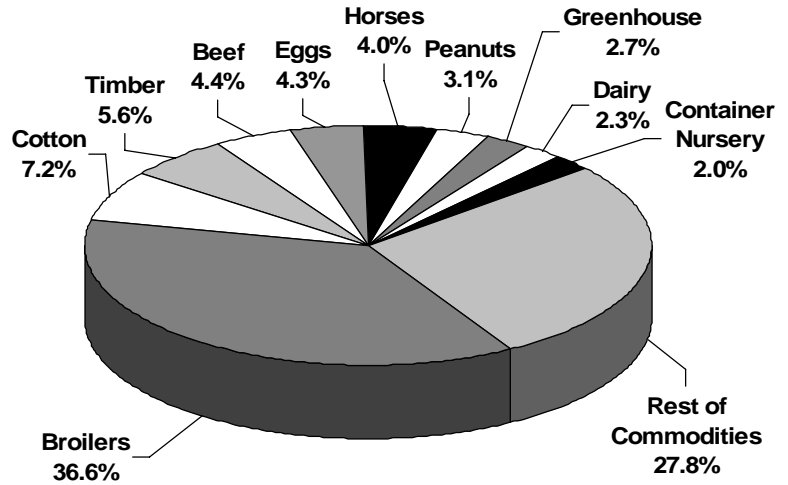
## 2006 Georgia Agricultural Commodity Rankings

<u>Rank</u>	<u>Commodity</u>	<u>Farm Gate Value</u>	<u>% of GA Total</u>
1	Broilers	\$3,789,684,448	36.56%
2	Cotton	\$745,462,412	7.19%
3	Timber	\$585,115,924	5.64%
4	Beef	\$455,713,606	4.40%
5	Eggs	\$447,985,861	4.32%
6	Horses	\$416,478,500	4.02%
7	Peanuts	\$321,334,435	3.10%
8	Greenhouse	\$274,930,734	2.65%
9	Dairy	\$233,579,378	2.25%
10	Container Nursery	\$210,439,841	2.03%
11	Turfgrass	\$167,822,378	1.62%
12	Breeder Pullet Unit	\$145,727,998	1.41%
13	Pecans	\$143,243,088	1.38%
14	Onions	\$132,028,781	1.27%
15	Hay	\$130,081,015	1.25%
16	Watermelon	\$111,059,586	1.07%
17	Hunting Leases - Deer	\$108,199,376	1.04%
18	Field Nursery	\$104,788,745	1.01%
19	Corn	\$102,543,111	0.99%
20	Pork	\$90,433,454	0.87%
21	Bell Peppers	\$77,056,833	0.74%
22	Blueberries	\$75,771,240	0.73%
23	Misc. Vegetables	\$66,315,025	0.64%
24	Greens	\$65,230,623	0.63%
25	Pine Straw	\$62,223,100	0.60%
26	Peaches	\$60,562,061	0.58%
27	Cantaloupe	\$60,085,313	0.58%
28	Tomato	\$56,640,664	0.55%
29	Sweet Corn	\$55,317,101	0.53%
30	Tobacco	\$55,296,425	0.53%
31	Nature-based Tourism	\$50,820,985	0.49%
32	Snap Beans	\$48,792,101	0.47%
33	Cucumbers	\$43,948,279	0.42%
34	Wheat	\$34,714,533	0.33%
35	Cabbage	\$31,751,529	0.31%
36	Silage	\$30,626,555	0.30%
37	Squash	\$27,220,313	0.26%
38	Ag-based Tourism	\$27,140,990	0.26%
39	Soybeans	\$26,272,081	0.25%
40	Straw	\$24,675,841	0.24%
41	Quail	\$23,013,660	0.22%
42	Zucchini	\$18,769,153	0.18%
43	Goats	\$14,541,588	0.14%
44	Other Peppers	\$11,508,030	0.11%
45	Southern Peas	\$10,611,242	0.10%
46	Rye	\$10,343,630	0.10%
47	Eggplant	\$10,010,407	0.10%
48	Grapes	\$9,620,272	0.093%
49	Christmas Trees	\$9,248,438	0.089%
50	Oats	\$6,340,586	0.061%
51	Hunting Leases - Turkey	\$6,037,424	0.058%
52	Catfish	\$5,998,652	0.058%
53	Blackberries	\$5,857,070	0.057%
54	Strawberries	\$4,952,994	0.048%
55	Sorghum	\$4,412,129	0.043%
56	Apples	\$4,061,133	0.039%
57	Hunting Leases - Duck	\$2,203,650	0.021%
58	Okra	\$1,801,438	0.017%
59	Sheep	\$584,219	0.006%
60	Barley	\$133,904	0.001%
	Other Miscellaneous	\$65,018,740	0.63%
	Government Payments	\$344,601,514	3.32%
	Crop Insurance	\$99,557,888	0.96%
	<b>2006 Total Farm Gate Value</b>	<b>\$10,366,342,023</b>	

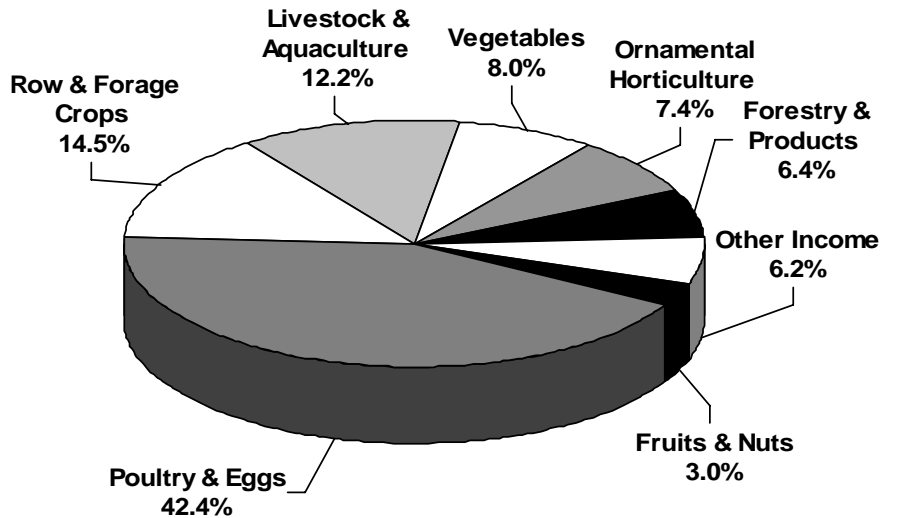
# Annual Comparison of Farm Gate Value by Commodity

Commodity	1999	2000	2001	2002	2003	2004	2005	2006
Ag-based Tourism	--	--	--	--	\$20,169,599	\$19,656,219	\$23,492,495	\$27,140,990
Apples	\$9,917,230	\$6,866,602	\$5,394,546	\$5,658,128	\$5,805,792	\$4,350,947	\$4,084,600	\$4,061,133
Barley	\$115,177	\$132,849	\$234,546	\$149,097	\$135,886	\$79,442	\$119,115	\$133,904
Beef Cows	\$229,272,541	\$281,805,942	\$280,056,599	\$242,784,095	\$281,646,725	\$348,178,428	\$371,718,560	\$355,860,809
Beef Stockers	\$61,221,216	\$69,963,822	\$76,185,302	\$63,644,445	\$73,437,066	\$83,514,300	\$85,140,990	\$77,979,662
Beef Finished Outside Co.	\$10,853,250	\$11,019,175	\$7,845,840	\$11,082,470	\$13,411,020	\$16,008,720	\$17,641,570	\$21,873,135
Blackberries	--	--	--	--	--	\$3,407,798	\$4,658,861	\$5,857,070
Blueberries	\$12,154,563	\$22,024,044	\$23,134,258	\$29,627,829	\$26,697,575	\$48,568,600	\$59,387,913	\$75,771,240
Breeder Pullet Unit	N/A	\$126,328,440	\$115,735,080	\$112,677,600	\$117,642,000	\$110,563,200	\$118,936,212	\$145,727,998
Broilers	\$2,840,730,923	\$2,821,451,502	\$3,156,772,488	\$3,227,408,663	\$3,344,564,819	\$4,193,664,497	\$3,956,712,295	\$3,789,684,448
Catfish	\$5,756,487	\$5,488,959	\$5,326,638	\$6,586,589	\$6,243,911	\$5,125,904	\$6,326,052	\$5,998,652
Christmas Trees	N/A	\$7,300,840	\$6,894,432	\$10,537,125	\$9,996,250	\$9,701,250	\$9,166,875	\$9,248,438
Corn	\$83,012,523	\$77,003,242	\$78,577,065	\$99,558,668	\$115,988,586	\$126,880,838	\$84,483,442	\$102,543,111
Cotton	\$584,524,694	\$618,817,220	\$753,586,231	\$501,727,753	\$804,350,843	\$608,569,503	\$723,281,813	\$745,462,412
Crop Insurance	\$137,977,480	\$122,409,517	\$65,634,396	\$112,683,572	\$43,069,079	\$94,330,894	\$57,839,288	\$99,557,888
Dairy	\$281,459,970	\$254,294,780	\$285,322,028	\$245,914,009	\$240,314,453	\$296,133,270	\$258,096,212	\$233,579,378
Eggs	\$496,537,914	\$399,145,213	\$403,173,998	\$399,915,864	\$482,957,791	\$439,339,587	\$422,557,273	\$447,985,861
Goats	\$4,116,244	\$4,512,069	\$6,647,306	\$7,687,000	\$7,820,750	\$10,106,250	\$12,498,931	\$14,541,588
Government Payments	\$282,328,761	\$278,485,126	\$301,748,197	\$672,687,500	\$542,774,168	\$233,603,676	\$416,886,385	\$344,601,514
Grapes	\$3,899,244	\$6,890,378	\$6,198,274	\$6,241,945	\$6,355,525	\$7,378,613	\$7,150,995	\$9,620,272
Greenhouses	\$145,219,333	\$184,854,763	\$179,587,890	\$236,478,664	\$252,070,467	\$234,370,649	\$245,911,757	\$274,930,734
Hay	\$89,440,125	\$97,443,576	\$115,126,084	\$129,412,928	\$136,971,313	\$137,567,008	\$162,220,680	\$130,081,015
Hogs, Farrow to Finish	\$75,763,194	\$52,839,518	\$49,943,891	\$34,808,279	\$30,042,110	\$34,068,132	\$33,756,713	\$34,988,027
Hogs, Feeder Pigs	\$16,380,650	\$16,798,590	\$29,788,200	\$22,064,025	\$23,772,398	\$37,803,060	\$36,191,480	\$31,998,001
Hogs, Finishing Only	\$18,286,787	\$22,376,605	\$26,268,368	\$23,166,466	\$25,593,602	\$32,839,686	\$27,763,593	\$23,447,426
Horses	\$70,837,700	\$169,977,000	\$184,883,000	\$247,574,000	\$376,252,500	\$388,243,500	\$403,510,500	\$416,478,500
Hunting leases -Deer	\$61,119,824	\$71,191,328	\$74,018,652	\$73,295,452	\$70,749,506	\$70,108,604	\$105,079,836	\$108,199,376
Hunting leases -Duck	\$432,750	\$682,500	\$783,450	\$913,130	\$1,167,130	\$1,696,250	\$1,896,650	\$2,203,650
Hunting leases -Turkey	\$1,951,193	\$3,486,936	\$4,039,896	\$4,322,936	\$4,619,680	\$4,243,080	\$5,202,700	\$6,037,424
Miscellaneous (All)	\$188,402,062	\$91,743,386	\$94,831,008	\$86,705,962	\$88,107,121	\$59,833,984	\$73,002,083	\$65,018,740
Nature-based Tourism	--	--	--	--	\$42,712,819	\$42,801,682	\$48,802,408	\$50,820,985
Nursery - Field	\$82,718,958	\$58,842,159	\$56,550,850	\$71,216,736	\$71,747,375	\$94,016,650	\$100,022,885	\$104,788,745
Nursery - Container	\$49,810,700	\$155,665,050	\$156,204,820	\$169,155,750	\$171,569,313	\$184,191,875	\$195,317,420	\$210,439,841
Oats	\$2,901,927	\$4,378,925	\$9,642,382	\$10,574,566	\$10,915,237	\$5,736,473	\$5,757,752	\$6,340,586
Peaches	\$32,148,170	\$39,864,643	\$47,200,222	\$49,852,368	\$48,366,895	\$36,307,471	\$24,406,425	\$60,562,061
Peanuts	\$383,126,435	\$399,615,889	\$426,093,932	\$232,193,157	\$364,846,048	\$380,304,321	\$423,053,656	\$321,334,435
Pecans	\$103,250,994	\$129,204,166	\$75,870,855	\$45,814,273	\$69,246,230	\$121,145,069	\$161,202,875	\$143,243,088
Pine Straw	N/A	\$15,563,253	\$17,507,865	\$22,370,165	\$25,023,240	\$29,232,640	\$38,513,030	\$62,223,100
Quail	N/A	\$8,712,108	\$8,996,353	\$9,632,100	\$14,776,630	\$25,994,640	\$17,638,664	\$23,013,660
Rye	\$16,587,099	\$14,406,249	\$19,927,265	\$23,553,092	\$19,311,541	\$17,853,263	\$21,160,210	\$10,343,630
Sheep	N/A	\$381,150	\$446,338	\$540,838	\$500,800	\$685,850	\$680,931	\$584,219
Silage	\$11,731,238	\$14,849,158	\$21,266,205	\$36,025,295	\$28,043,879	\$28,406,268	\$26,232,320	\$30,626,555
Sorghum	\$3,527,274	\$3,093,190	\$4,041,172	\$4,336,179	\$5,324,811	\$4,137,937	\$3,245,022	\$4,412,129
Soybeans	\$25,385,705	\$22,924,914	\$23,998,817	\$19,980,989	\$47,539,011	\$62,111,607	\$32,589,312	\$26,272,081
Straw	N/A	\$13,507,534	\$19,007,123	\$19,395,801	\$23,764,293	\$22,422,110	\$22,986,765	\$24,675,841
Strawberries	\$761,097	\$3,797,133	\$4,023,330	\$4,492,716	\$3,839,020	\$3,915,302	\$5,548,358	\$4,952,994
Timber	\$737,071,537	\$690,026,490	\$585,346,776	\$561,667,326	\$547,412,058	\$562,311,462	\$588,139,996	\$585,115,924
Tobacco	\$115,357,591	\$120,363,272	\$121,883,410	\$110,267,030	\$116,501,147	\$94,435,452	\$45,108,950	\$55,296,425
Turfgrass	\$138,439,470	\$105,562,782	\$112,789,421	\$122,182,594	\$151,078,503	\$140,739,382	\$150,965,177	\$167,822,378
Vegetables - Bell Peppers	\$49,545,810	\$49,555,238	\$43,617,980	\$57,905,678	\$87,133,360	\$60,182,192	\$86,683,193	\$77,056,833
Vegetables - Cabbage	\$20,697,206	\$29,976,593	\$31,359,622	\$39,226,040	\$46,027,419	\$27,559,145	\$43,633,449	\$31,751,529
Vegetables - Cantaloupe	N/A	\$18,910,800	\$19,078,683	\$25,085,474	\$37,944,095	\$28,742,666	\$35,673,003	\$60,085,313
Vegetables - Carrots	\$12,172,866	\$12,852,525	\$25,796,788	\$11,590,470	\$8,336,941	\$12,608,711	N/A	N/A
Vegetables - Cucumbers	\$48,240,900	\$55,799,678	\$43,243,406	\$48,314,695	\$69,996,808	\$50,470,867	\$58,475,982	\$43,948,279
Vegetables - Eggplant	\$8,431,620	\$12,198,810	\$15,867,500	\$9,930,587	\$19,487,687	\$9,866,609	\$10,482,128	\$10,010,407
Vegetables - Greens	\$17,156,976	\$31,073,566	\$38,752,257	\$45,847,381	\$66,853,339	\$51,122,471	\$52,685,816	\$65,230,623
Vegetables - Okra	\$2,653,460	\$2,165,080	\$2,183,914	\$891,816	\$1,313,286	\$1,066,906	\$1,898,793	\$1,801,438
Vegetables - Onions	\$84,333,682	\$94,487,900	\$82,559,218	\$70,459,800	\$104,274,770	\$108,651,263	\$125,473,184	\$132,028,781
Vegetables - Other Peppers	N/A	\$7,957,725	\$7,772,850	\$10,271,990	\$8,944,678	\$9,075,107	\$8,965,901	\$11,508,030
Vegetables - Other Vegetables	\$3,220,399	\$12,077,925	\$32,816,588	\$17,524,732	\$23,630,666	\$42,188,971	\$59,979,144	\$66,315,025
Vegetables - Snap Beans	\$39,650,648	\$46,295,337	\$28,383,422	\$39,057,905	\$60,630,143	\$28,081,458	\$46,223,229	\$48,792,101
Vegetables - Southern Peas	N/A	\$7,591,530	\$6,806,639	\$7,136,875	\$7,748,908	\$6,854,622	\$9,073,450	\$10,611,242
Vegetables - Squash	\$27,715,840	\$30,180,172	\$30,524,916	\$36,589,985	\$48,445,162	\$31,564,741	\$32,828,324	\$27,220,313
Vegetables - Sweet Corn	\$47,711,428	\$49,289,746	\$51,233,924	\$67,515,919	\$77,607,290	\$48,507,198	\$112,002,609	\$55,317,101
Vegetables - Tomato	\$61,322,170	\$83,099,710	\$77,649,673	\$54,509,572	\$122,159,355	\$102,643,463	\$80,631,892	\$56,640,664
Vegetables - Watermelon	\$49,527,271	\$73,454,791	\$80,633,545	\$94,778,608	\$75,856,229	\$85,462,196	\$119,775,186	\$111,059,586
Vegetables - Zucchini	\$14,759,415	\$18,429,985	\$13,022,550	\$20,075,136	\$33,297,407	\$20,633,008	\$11,558,512	\$18,769,153
Wheat	\$24,350,528	\$33,962,620	\$35,132,721	\$40,476,077	\$44,239,599	\$41,569,256	\$37,759,898	\$34,714,533
<b>Totals</b>	<b>\$7,926,020,249</b>	<b>\$8,295,451,715</b>	<b>\$8,714,970,992</b>	<b>\$8,825,753,908</b>	<b>\$9,859,173,985</b>	<b>\$10,283,536,190</b>	<b>\$10,579,891,717</b>	<b>\$10,366,342,023</b>

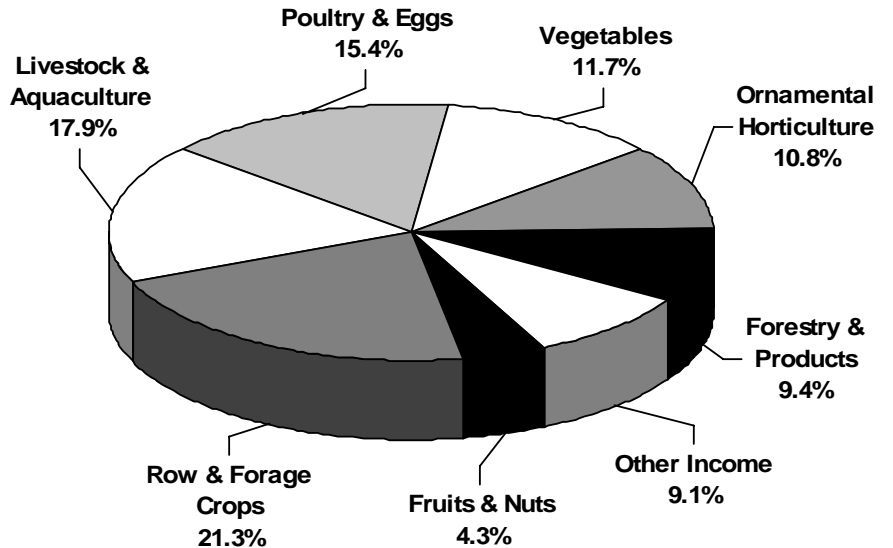
# 2006 Georgia Top Ten Agricultural Commodities



# 2006 Georgia Farm Gate TOTAL Value by Commodity Group



# 2006 Georgia Farm Gate GROWER Value by Commodity Group



## 2006 Georgia Summary Tables

2006 Top Ten Counties Total Farm Gate Value		
County	Value	% of Total
Colquitt	\$384,783,205	3.71%
Franklin	\$294,057,466	2.84%
Hall	\$275,517,258	2.66%
Habersham	\$260,284,212	2.51%
Madison	\$233,568,972	2.25%
Tattnall	\$230,526,412	2.22%
Mitchell	\$221,675,263	2.14%
Hart	\$219,336,755	2.12%
Jackson	\$217,132,407	2.09%
Banks	\$202,680,542	1.96%

2006 Top Ten Counties Total Vegetables Value		
County	Value	% of Total
Colquitt	\$141,236,756	17.05%
Tift	\$93,700,552	11.31%
Echols	\$70,330,948	8.49%
Tattnall	\$67,193,054	8.11%
Decatur	\$60,422,077	7.30%
Toombs	\$42,851,074	5.17%
Sumter	\$25,829,992	3.12%
Brooks	\$25,427,095	3.07%
Wilcox	\$24,180,776	2.92%
Cook	\$24,081,458	2.91%

2006 Top Ten Counties GROWER Value (all except broiler-integrator)		
County	Value	% of Total
Colquitt	\$270,505,284	3.83%
Mitchell	\$162,283,574	2.30%
Decatur	\$156,006,415	2.21%
Tift	\$153,492,579	2.17%
Brooks	\$138,594,651	1.96%
Tattnall	\$132,533,939	1.88%
Grady	\$127,878,243	1.81%
Bulloch	\$120,630,137	1.71%
Macon	\$108,564,100	1.54%
Sumter	\$104,689,308	1.48%

2006 Top Ten Counties Total Ornamental Horticulture Value		
County	Value	% of Total
Grady	\$66,149,844	8.64%
McDuffie	\$38,842,400	5.07%
Fulton	\$31,651,090	4.13%
Clarke	\$23,651,125	3.09%
Oconee	\$22,185,440	2.90%
Paulding	\$17,505,760	2.29%
Floyd	\$17,096,070	2.23%
Walton	\$16,654,770	2.18%
Jasper	\$16,524,000	2.16%
Coffee	\$15,620,225	2.04%

2006 Top Ten Counties Total Row & Forage Value		
County	Value	% of Total
Mitchell	\$54,833,050	3.65%
Miller	\$50,200,466	3.34%
Dooly	\$49,757,558	3.31%
Early	\$49,311,084	3.28%
Colquitt	\$47,753,318	3.18%
Decatur	\$44,444,740	2.96%
Worth	\$44,361,288	2.95%
Bulloch	\$43,004,789	2.86%
Brooks	\$40,569,605	2.70%
Seminole	\$38,488,147	2.56%

2006 Top Ten Counties Total Forestry & Products Value		
County	Value	% of Total
Wayne	\$32,240,598	4.86%
Laurens	\$20,014,176	3.02%
Clinch	\$19,845,555	2.99%
Emanuel	\$15,776,690	2.38%
Burke	\$14,740,064	2.22%
Bulloch	\$12,777,901	1.93%
Johnson	\$12,295,750	1.85%
Wilkes	\$11,914,706	1.80%
Appling	\$11,832,724	1.79%
Dodge	\$11,417,638	1.72%

2006 Top Ten Counties Total Fruits & Nuts Value		
County	Value	% of Total
Peach	\$33,951,293	11.09%
Dougherty	\$32,623,096	10.66%
Bacon	\$26,621,250	8.70%
Macon	\$14,385,140	4.70%
Clinch	\$13,127,250	4.29%
Appling	\$12,725,910	4.16%
Brooks	\$9,292,800	3.04%
Mitchell	\$8,863,823	2.90%
Taylor	\$8,557,515	2.80%
Pierce	\$7,615,015	2.49%

2006 Top Ten Counties Total Livestock & Aquaculture Value		
County	Value	% of Total
Morgan	\$36,240,703	2.86%
Mitchell	\$33,351,387	2.63%
Brooks	\$31,709,507	2.50%
Macon	\$30,294,068	2.39%
Bartow	\$28,759,909	2.27%
Putnam	\$28,177,228	2.23%
Oglethorpe	\$24,585,270	1.94%
Hall	\$22,647,869	1.79%
Wilkes	\$21,814,356	1.72%
Carroll	\$21,135,979	1.67%

## 2006 Georgia Summary Tables

2006 Top Ten Counties Total Poultry & Egg Value		
County	Value	% of Total
Franklin	\$280,632,537	6.39%
Hall	\$245,572,058	5.59%
Habersham	\$232,086,720	5.28%
Madison	\$209,570,427	4.77%
Jackson	\$196,151,376	4.46%
Hart	\$187,102,584	4.26%
Banks	\$186,670,856	4.25%
Gilmer	\$177,581,046	4.04%
Gordon	\$158,518,747	3.61%
Colquitt	\$144,793,219	3.30%

2006 Top Ten Counties Total AG Tourism & Other Income Value		
County	Value	% of Total
Thomas	\$24,375,765	3.80%
Dooley	\$21,633,094	3.37%
Mitchell	\$19,537,706	3.05%
Bulloch	\$17,716,175	2.76%
Colquitt	\$17,616,508	2.75%
Worth	\$17,311,061	2.70%
Decatur	\$17,025,502	2.65%
Early	\$16,786,508	2.62%
Burke	\$14,505,224	2.26%
Miller	\$13,157,233	2.05%

2006 Top Ten Commodities		
Commodity	Value	% of Total
Broilers	\$3,789,684,448	36.56%
Cotton	\$745,462,412	7.19%
Timber	\$585,115,924	5.64%
Beef	\$455,713,606	4.40%
Eggs	\$447,985,861	4.32%
Horses	\$416,478,500	4.02%
Peanuts	\$321,334,435	3.10%
Greenhouse	\$274,930,734	2.65%
Dairy	\$233,579,378	2.25%
Container Nursery	\$210,439,841	2.03%

2006 Top Ten Vegetables		
Commodity	Value	% of Total
Onions	\$132,028,781	17.33%
Watermelon	\$111,059,586	14.58%
Bell Peppers	\$77,056,833	10.11%
Greens	\$65,230,623	8.56%
Cantaloupe	\$60,085,313	7.89%
Tomato	\$56,640,664	7.43%
Sweet Corn	\$55,317,101	7.26%
Snap Beans	\$48,792,101	6.40%
Cucumbers	\$43,948,279	5.77%
Cabbage	\$31,751,529	4.17%

2006 Total Farm Gate Value by Cooperative Extension District		
District	Value	% of Total
Northeast	\$3,368,291,364	32.49%
Northwest	\$1,482,107,238	14.30%
Southeast	\$1,983,582,116	19.13%
Southwest	\$3,532,361,305	34.08%

2006 Total Farm Gate Value by U.S. Congressional District (as of 11/06)*	
District	Value
District 1	\$1,274,985,332
District 2	\$2,322,763,952
District 3	\$450,170,490
District 4	\$44,507,692
District 5	\$51,352,093
District 6	\$118,008,149
District 7	\$155,548,354
District 8	\$1,390,550,766
District 9	\$1,224,129,450
District 10	\$2,318,337,930
District 11	\$640,429,164
District 12	\$1,058,092,223
District 13	\$80,493,977

\* Counties in multiple districts are counted 100% in each.

2006 Farm Gate GROWER Value (total value less broiler-integrator value) Ranked by Commodity Group		
Commodity	Value	% of Total
Row & Forage Crops	\$1,502,415,627	21.28%
Livestock & Aquaculture	\$1,266,366,700	17.94%
Poultry & Eggs	\$1,087,939,556	15.41%
Vegetables	\$828,146,418	11.73%
Ornamental Horticulture	\$765,454,144	10.84%
Forestry & Products	\$662,857,002	9.39%
Other Income	\$641,332,327	9.08%
Fruits & Nuts	\$306,129,599	4.34%
<b>State Total</b>	<b>\$7,060,641,372</b>	

2006 TOTAL FARM GATE VALUE Ranked by Commodity Group		
Commodity	Value	% of Total
Poultry & Eggs	\$4,393,640,206	42.38%
Row & Forage Crops	\$1,502,415,627	14.49%
Livestock & Aquaculture	\$1,266,366,700	12.22%
Vegetables	\$828,146,418	7.99%
Ornamental Horticulture	\$765,454,144	7.38%
Forestry & Products	\$662,857,002	6.39%
Other Income	\$641,332,327	6.19%
Fruits & Nuts	\$306,129,599	2.95%
<b>State Total</b>	<b>\$10,366,342,023</b>	

# Total GROWER Value, 2006 (all value except broiler-integrator)

Rank	County	Farm Gate Value	Rank	County	Farm Gate Value	Rank	County	Farm Gate Value
20	Appling	\$86,715,962	71	Evans	\$39,316,112	127	Newton	\$15,498,250
66	Atkinson	\$42,033,362	128	Fannin	\$15,271,323	59	Oconee	\$47,794,735
35	Bacon	\$66,991,356	100	Fayette	\$21,795,318	45	Oglethorpe	\$58,172,617
40	Baker	\$60,481,293	65	Floyd	\$42,196,850	88	Paulding	\$27,261,389
136	Baldwin	\$12,645,979	94	Forsyth	\$23,538,492	47	Peach	\$57,370,880
44	Banks	\$58,628,219	25	Franklin	\$79,397,976	111	Pickens	\$18,275,232
138	Barrow	\$12,619,202	75	Fulton	\$35,915,318	64	Pierce	\$43,770,974
42	Bartow	\$59,131,597	51	Gilmer	\$52,850,769	122	Pike	\$16,602,000
79	Ben Hill	\$34,344,314	147	Glascocock	\$8,166,599	133	Polk	\$13,573,657
23	Berrien	\$81,137,400	134	Glynn	\$12,866,240	62	Pulaski	\$45,192,977
123	Bibb	\$16,409,644	37	Gordon	\$61,536,345	39	Putnam	\$60,635,484
87	Bleckley	\$28,727,610	7	Grady	\$127,878,243	152	Quitman	\$6,845,025
90	Brantley	\$26,773,051	72	Greene	\$38,013,739	129	Rabun	\$15,052,372
5	Brooks	\$138,594,651	109	Gwinnett	\$18,437,138	63	Randolph	\$44,343,451
150	Bryan	\$7,622,092	15	Habersham	\$96,671,796	124	Richmond	\$16,113,399
8	Bulloch	\$120,630,137	14	Hall	\$98,815,849	118	Rockdale	\$17,581,004
17	Burke	\$89,263,039	92	Hancock	\$26,183,164	145	Schley	\$9,265,698
139	Butts	\$12,472,005	131	Haralson	\$14,316,943	49	Screven	\$55,375,598
56	Calhoun	\$49,516,432	117	Harris	\$17,683,198	31	Seminole	\$69,278,126
149	Camden	\$8,109,785	11	Hart	\$103,630,055	148	Spalding	\$8,158,793
54	Candler	\$51,804,036	101	Heard	\$21,690,397	96	Stephens	\$22,666,657
60	Carroll	\$47,586,714	130	Henry	\$14,803,893	120	Stewart	\$16,888,574
144	Catoosa	\$10,620,768	81	Houston	\$32,108,564	10	Sumter	\$104,689,308
112	Charlton	\$18,137,645	27	Irwin	\$75,338,645	135	Talbot	\$12,778,512
151	Chatham	\$7,181,611	21	Jackson	\$86,242,474	155	Taliaferro	\$4,933,866
159	Chattahoochee	\$1,908,494	43	Jasper	\$58,838,199	6	Tattnall	\$132,533,939
137	Chattooga	\$12,632,858	53	Jeff Davis	\$52,215,433	84	Taylor	\$31,238,259
77	Cherokee	\$35,474,434	57	Jefferson	\$48,983,976	67	Telfair	\$41,884,396
85	Clarke	\$31,156,227	80	Jenkins	\$34,147,264	55	Terrell	\$49,648,822
105	Clay	\$20,303,176	91	Johnson	\$26,592,160	16	Thomas	\$96,261,388
142	Clayton	\$11,284,275	140	Jones	\$12,431,291	4	Tift	\$153,492,579
68	Clinch	\$41,769,803	97	Lamar	\$22,330,010	28	Toombs	\$73,460,951
146	Cobb	\$8,700,385	76	Lanier	\$35,814,677	116	Towns	\$17,733,795
13	Coffee	\$100,660,839	48	Laurens	\$55,893,844	98	Treutlen	\$22,148,499
1	Colquitt	\$270,505,284	46	Lee	\$57,909,076	93	Troup	\$23,798,985
106	Columbia	\$19,301,677	158	Liberty	\$2,002,084	41	Turner	\$59,581,062
24	Cook	\$79,827,223	132	Lincoln	\$13,915,772	126	Twiggs	\$15,608,167
121	Coweta	\$16,687,264	115	Long	\$17,747,022	95	Union	\$22,703,616
102	Crawford	\$21,562,698	33	Lowndes	\$67,508,121	125	Upson	\$16,087,525
36	Crisp	\$65,313,009	113	Lumpkin	\$18,082,925	99	Walker	\$22,127,146
143	Dade	\$10,890,755	9	Macon	\$108,564,100	83	Walton	\$31,260,750
119	Dawson	\$17,084,902	34	Madison	\$67,008,474	69	Ware	\$40,843,267
3	Decatur	\$156,006,415	114	Marion	\$17,830,457	86	Warren	\$29,757,724
157	DeKalb	\$4,152,500	52	McDuffie	\$52,486,494	74	Washington	\$37,262,987
50	Dodge	\$54,570,197	153	McIntosh	\$5,764,669	26	Wayne	\$79,316,444
18	Dooley	\$89,063,231	70	Meriwether	\$40,080,816	108	Webster	\$18,735,194
38	Dougherty	\$61,295,558	29	Miller	\$73,321,438	73	Wheeler	\$37,709,771
154	Douglas	\$5,240,043	2	Mitchell	\$162,283,574	82	White	\$31,793,102
22	Early	\$82,271,289	104	Monroe	\$20,632,332	103	Whitfield	\$21,513,591
19	Echols	\$87,565,676	110	Montgomery	\$18,283,285	30	Wilcox	\$72,719,868
89	Effingham	\$27,202,143	32	Morgan	\$69,136,305	58	Wilkes	\$48,268,350
78	Elbert	\$35,180,132	107	Murray	\$19,015,632	141	Wilkinson	\$11,614,772
61	Emanuel	\$47,443,356	156	Muscogee	\$4,466,429	12	Worth	\$102,234,801
<b>GEORGIA</b>							<b>\$7,060,641,372</b>	

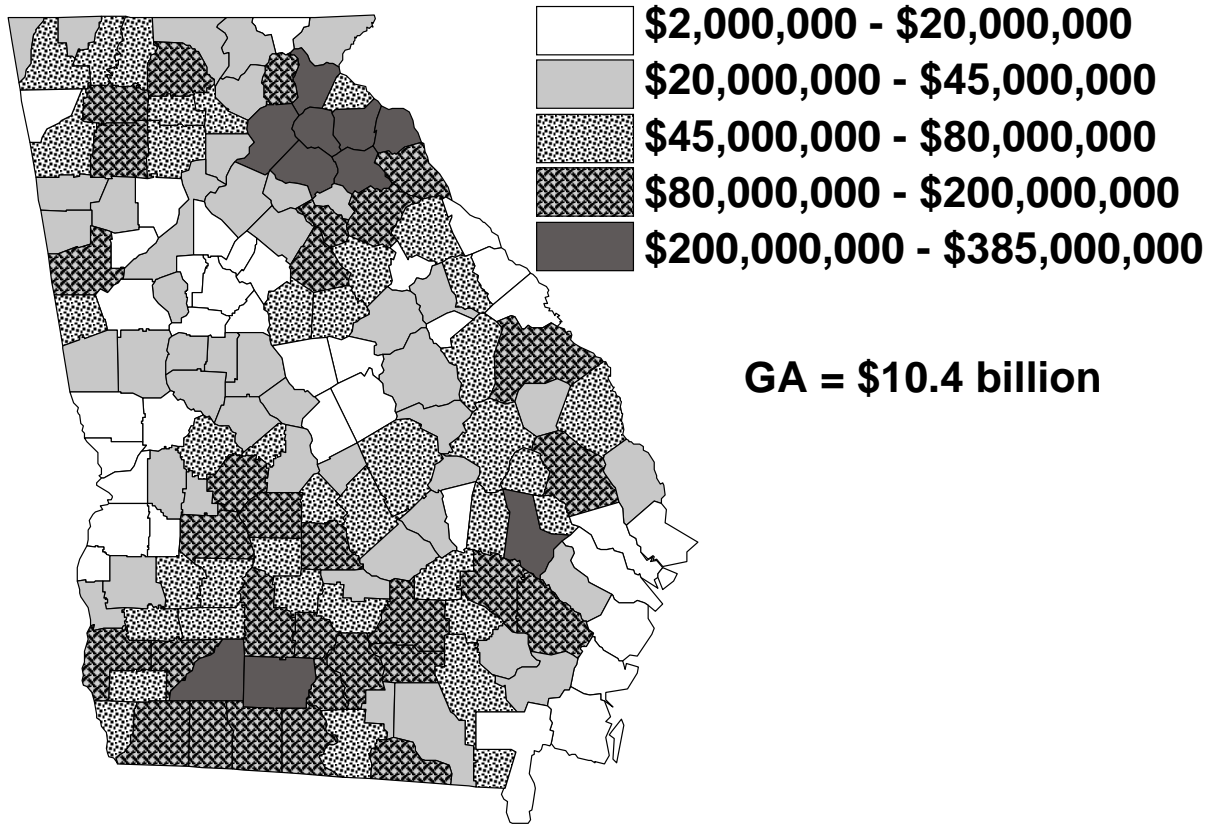
# Total Farm Gate Value, 2006

Rank	County	Farm Gate Value	Rank	County	Farm Gate Value	Rank	County	Farm Gate Value
27	Appling	\$106,676,732	69	Evans	\$53,525,225	134	Newton	\$16,354,985
36	Atkinson	\$84,531,611	106	Fannin	\$27,313,196	24	Oconee	\$109,202,909
47	Bacon	\$71,754,187	119	Fayette	\$21,795,318	15	Oglethorpe	\$169,365,985
38	Baker	\$81,846,475	46	Floyd	\$74,724,722	88	Paulding	\$41,884,249
133	Baldwin	\$16,416,501	84	Forsyth	\$42,414,666	62	Peach	\$57,370,880
10	Banks	\$202,680,542	2	Franklin	\$294,057,466	59	Pickens	\$58,240,032
101	Barrow	\$33,970,622	97	Fulton	\$35,915,318	79	Pierce	\$44,821,541
22	Bartow	\$118,952,387	11	Gilmer	\$189,581,262	115	Pike	\$24,046,365
86	Ben Hill	\$41,987,842	148	Glascocock	\$8,166,599	112	Polk	\$25,997,497
33	Berrien	\$87,974,258	141	Glynn	\$12,866,240	67	Pulaski	\$55,194,169
123	Bibb	\$20,131,826	13	Gordon	\$176,392,261	56	Putnam	\$60,635,484
104	Bleckley	\$30,625,069	18	Grady	\$146,629,727	152	Quitman	\$6,845,025
109	Brantley	\$26,773,051	72	Greene	\$50,524,459	121	Rabun	\$20,434,761
19	Brooks	\$144,224,475	117	Gwinnett	\$22,774,188	80	Randolph	\$44,343,451
150	Bryan	\$7,622,092	4	Habersham	\$260,284,212	136	Richmond	\$16,113,399
21	Bulloch	\$129,637,856	3	Hall	\$275,517,258	131	Rockdale	\$17,581,004
32	Burke	\$89,263,039	111	Hancock	\$26,183,164	114	Schley	\$24,357,796
144	Butts	\$12,472,005	81	Haralson	\$44,287,068	66	Screven	\$55,375,598
54	Calhoun	\$63,528,438	130	Harris	\$17,683,198	49	Seminole	\$69,278,126
149	Camden	\$8,109,785	8	Hart	\$219,336,755	146	Spalding	\$9,134,629
68	Candler	\$53,642,528	71	Heard	\$51,999,597	65	Stephens	\$55,450,304
20	Carroll	\$135,323,872	138	Henry	\$14,803,893	126	Stewart	\$19,286,462
93	Catoosa	\$38,803,007	85	Houston	\$42,395,504	23	Sumter	\$117,735,487
127	Charlton	\$19,188,212	41	Irwin	\$78,196,128	143	Talbot	\$12,778,512
151	Chatham	\$7,181,611	9	Jackson	\$217,132,407	155	Taliaferro	\$4,933,866
156	Chattahoochee	\$4,765,978	58	Jasper	\$60,061,469	6	Tattnell	\$230,526,412
139	Chattooga	\$14,166,724	52	Jeff Davis	\$68,309,224	73	Taylor	\$49,740,224
50	Cherokee	\$69,239,946	75	Jefferson	\$48,983,976	87	Telfair	\$41,884,396
102	Clarke	\$33,345,603	100	Jenkins	\$34,147,264	74	Terrell	\$49,648,822
122	Clay	\$20,303,176	110	Johnson	\$26,592,160	29	Thomas	\$104,262,341
145	Clayton	\$11,284,275	135	Jones	\$16,247,894	17	Tift	\$153,492,579
83	Clinch	\$42,583,000	96	Lamar	\$36,155,259	44	Toombs	\$75,305,031
147	Cobb	\$8,700,385	99	Lanier	\$35,814,677	129	Towns	\$18,134,138
16	Coffee	\$167,104,491	64	Laurens	\$55,893,844	118	Treutlen	\$22,148,499
1	Colquitt	\$384,783,205	61	Lee	\$57,909,076	116	Troup	\$23,798,985
125	Columbia	\$19,301,677	159	Liberty	\$2,002,084	51	Turner	\$68,755,590
31	Cook	\$90,561,421	140	Lincoln	\$13,915,772	137	Twiggs	\$15,608,167
132	Coweta	\$16,687,264	113	Long	\$24,530,167	108	Union	\$26,873,856
82	Crawford	\$42,583,835	53	Lowndes	\$67,508,121	103	Upson	\$30,976,254
48	Crisp	\$70,731,715	89	Lumpkin	\$41,381,333	60	Walker	\$58,019,619
120	Dade	\$21,791,432	12	Macon	\$181,054,339	92	Walton	\$40,033,892
57	Dawson	\$60,448,882	5	Madison	\$233,568,972	78	Ware	\$45,658,365
14	Decatur	\$175,856,758	98	Marion	\$35,887,075	105	Warren	\$29,757,724
158	DeKalb	\$4,152,500	70	McDuffie	\$52,486,494	95	Washington	\$37,262,987
63	Dodge	\$56,284,687	153	McIntosh	\$5,764,669	40	Wayne	\$80,489,950
30	Dooly	\$100,322,879	91	Meriwether	\$40,080,816	124	Webster	\$19,790,265
55	Dougherty	\$62,334,643	45	Miller	\$75,198,046	94	Wheeler	\$37,709,771
154	Douglas	\$5,637,606	7	Mitchell	\$221,675,263	39	White	\$81,531,277
37	Early	\$83,414,282	90	Monroe	\$40,822,601	76	Whitfield	\$48,846,039
34	Echols	\$87,565,676	128	Montgomery	\$18,283,285	28	Wilcox	\$104,888,056
107	Effingham	\$27,202,143	25	Morgan	\$108,340,732	42	Wilkes	\$77,626,839
35	Elbert	\$86,399,020	43	Murray	\$76,975,330	142	Wilkinson	\$12,852,812
77	Emanuel	\$47,443,356	157	Muscogee	\$4,466,429	26	Worth	\$107,085,832

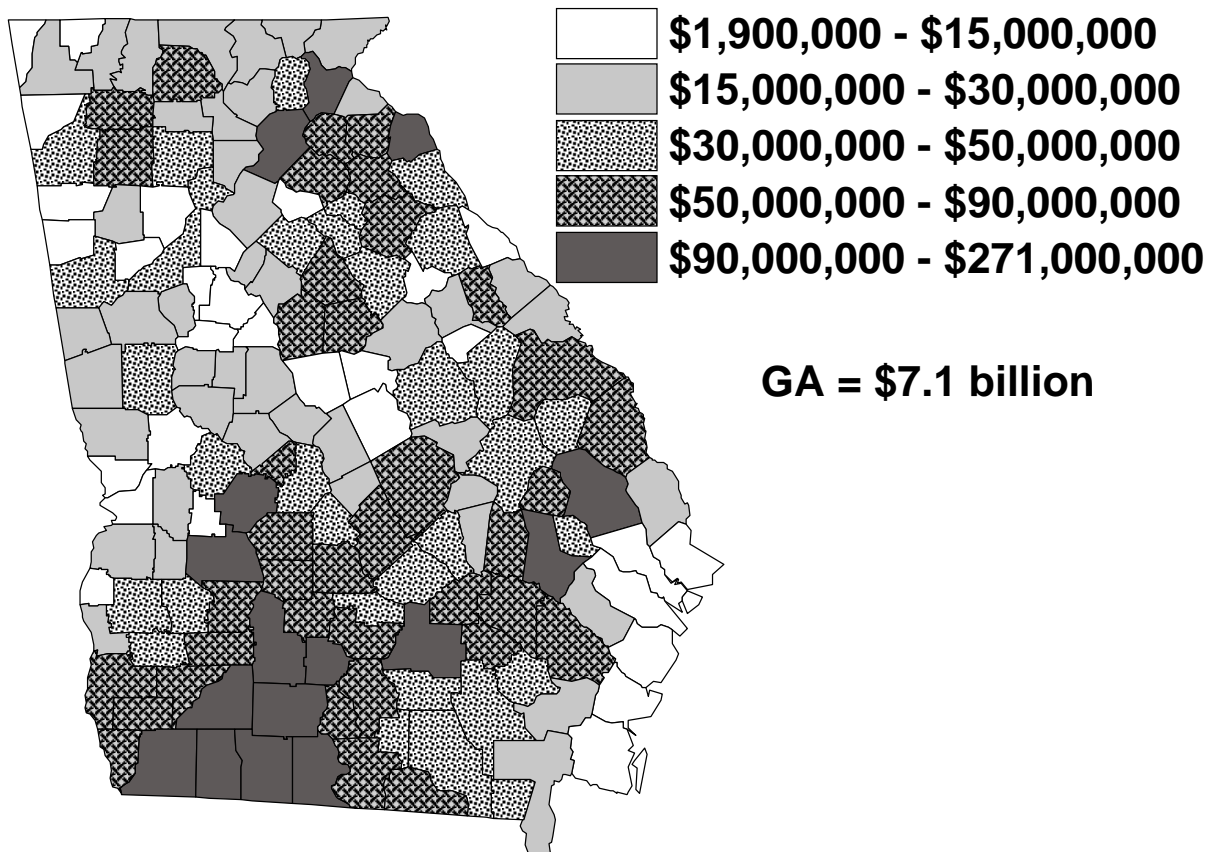
GEORGIA

**\$10,366,342,023**

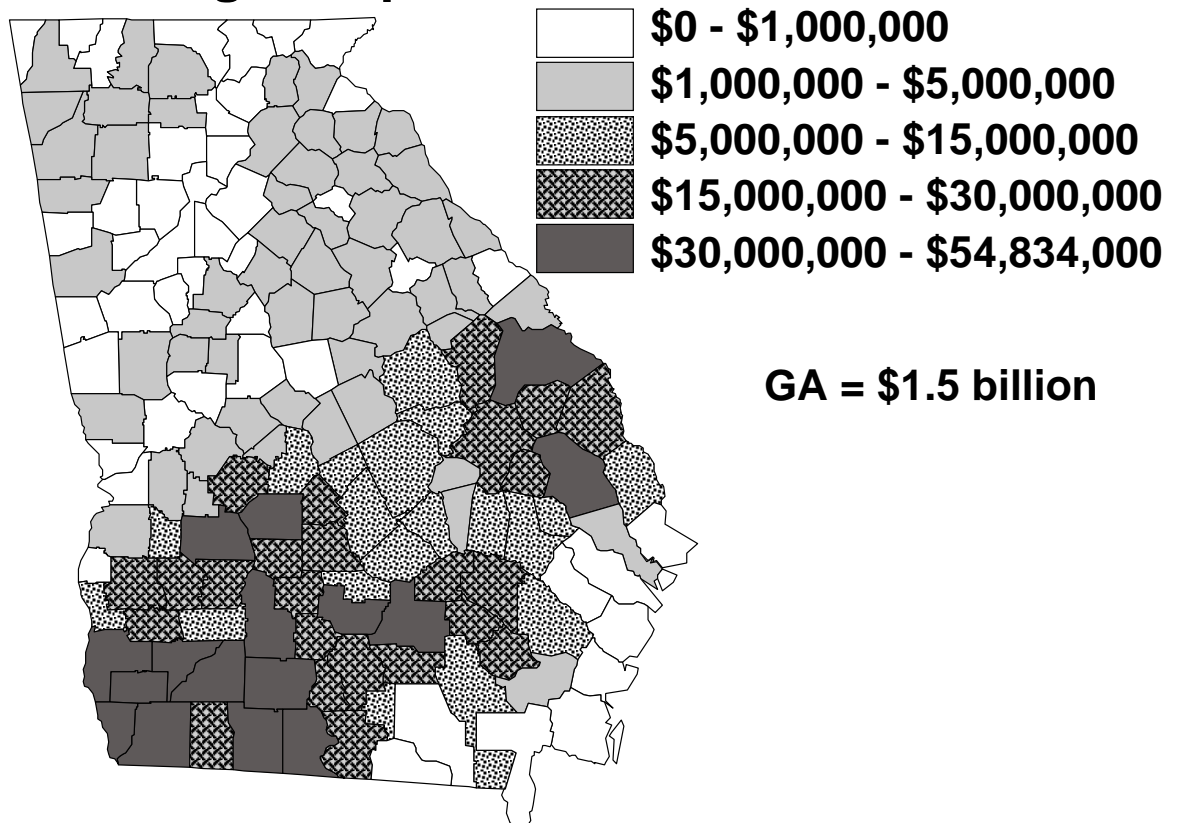
## Total Farm Gate Value: 2006



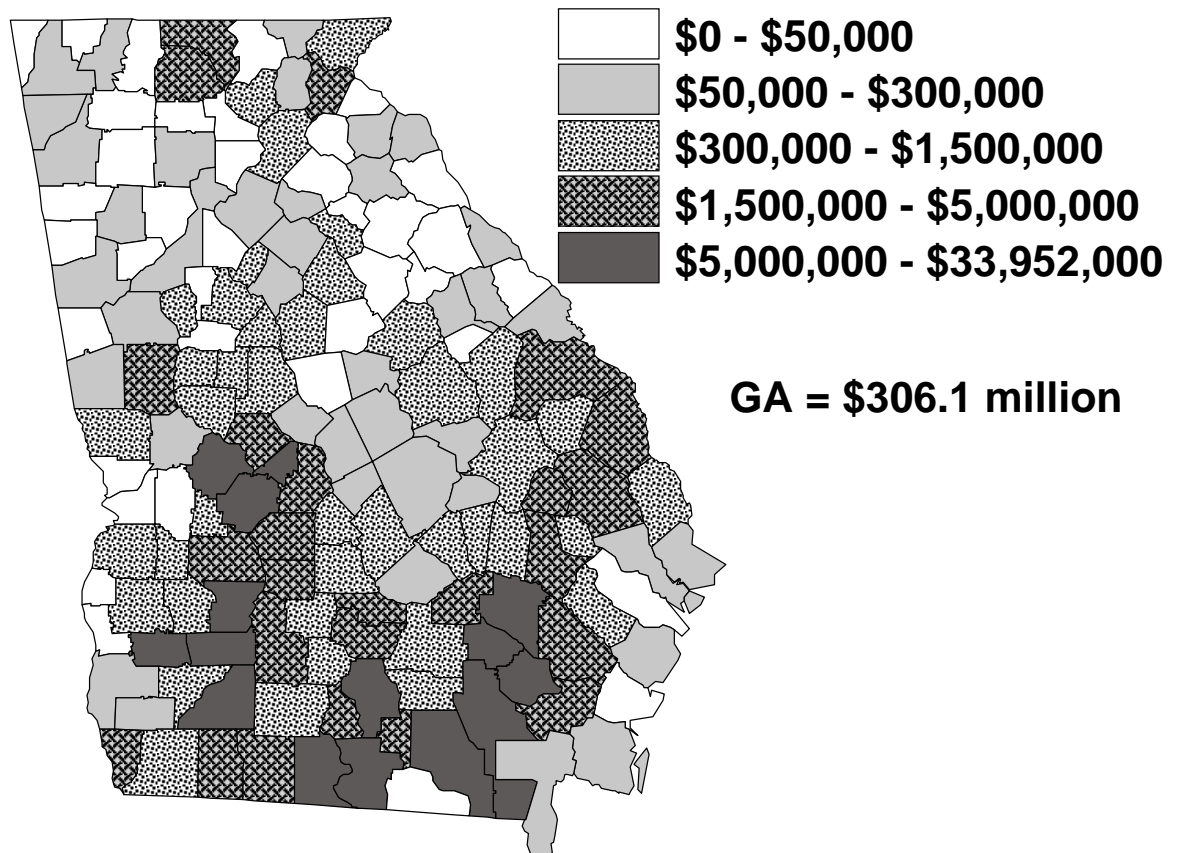
## Grower Farm Gate Value: 2006



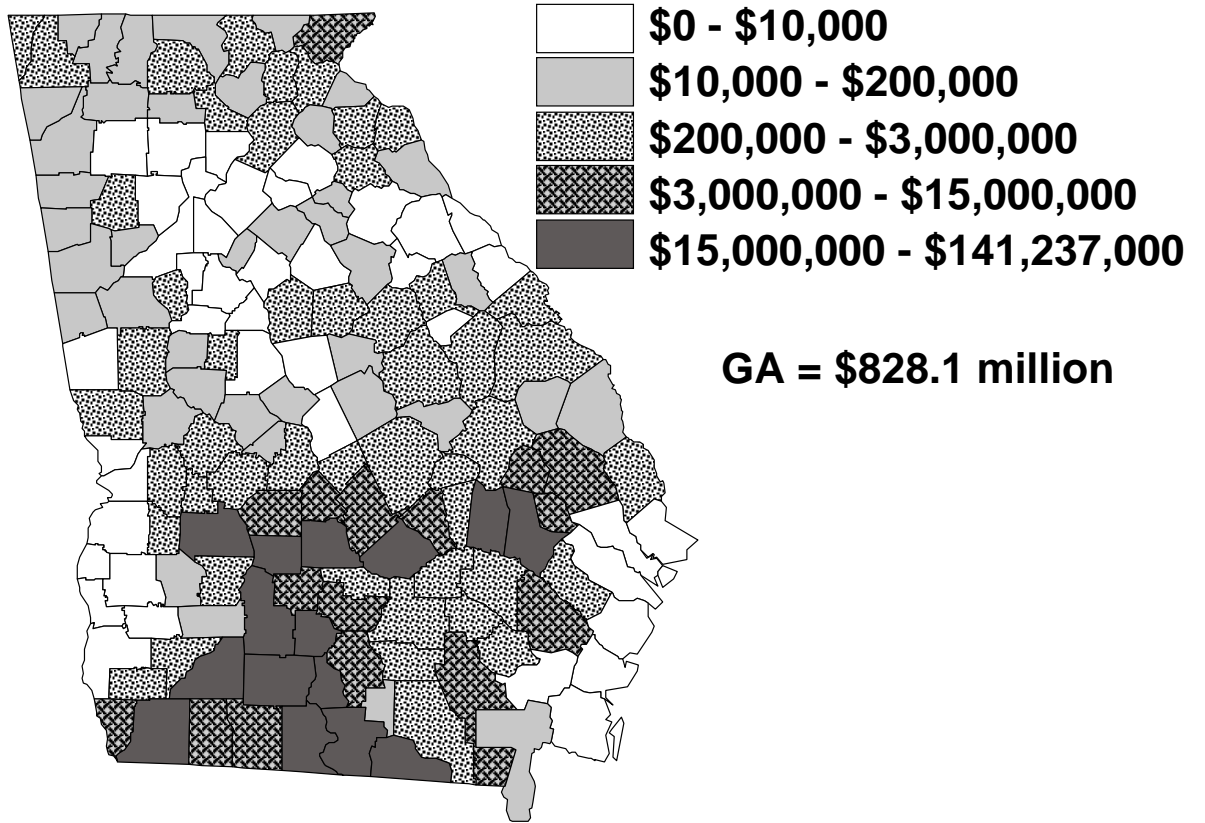
## Row & Forage Crops Farm Gate Value: 2006



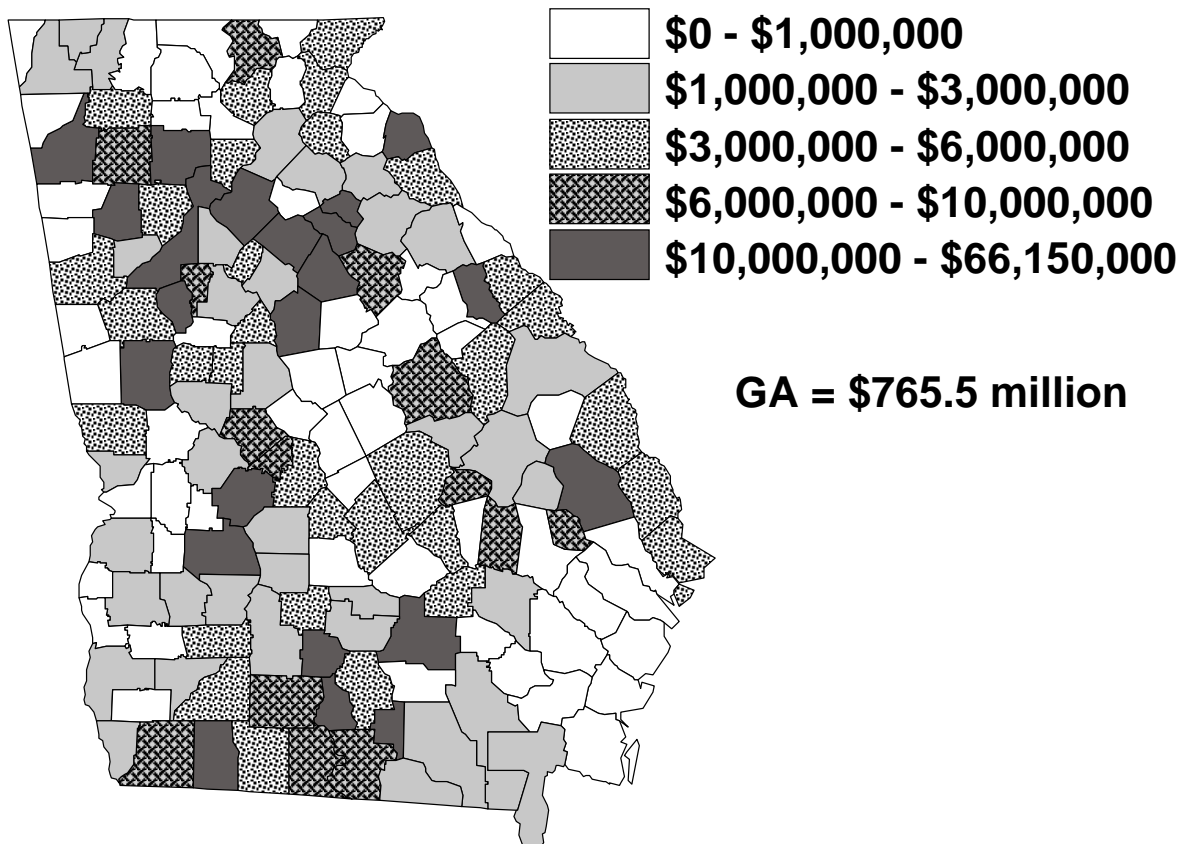
## Fruit & Nut Farm Gate Value: 2006



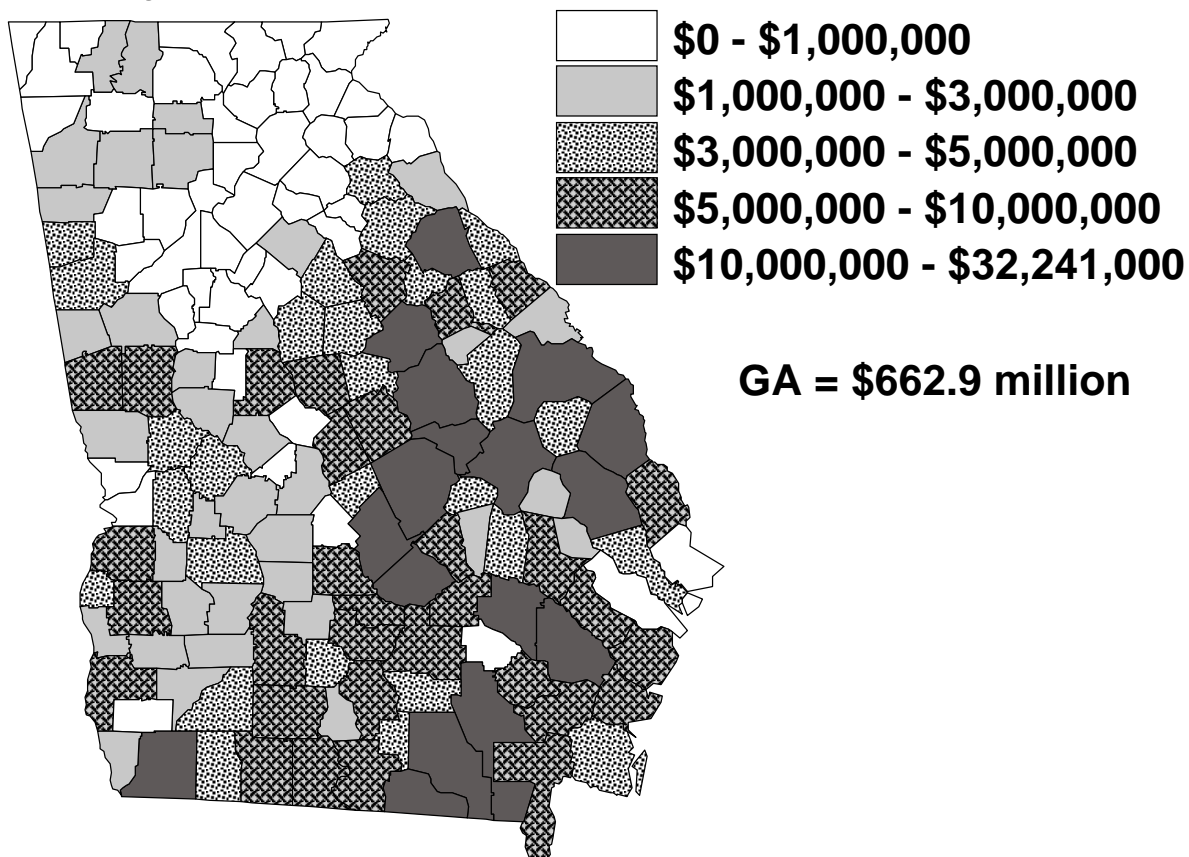
## Vegetables Farm Gate Value: 2006



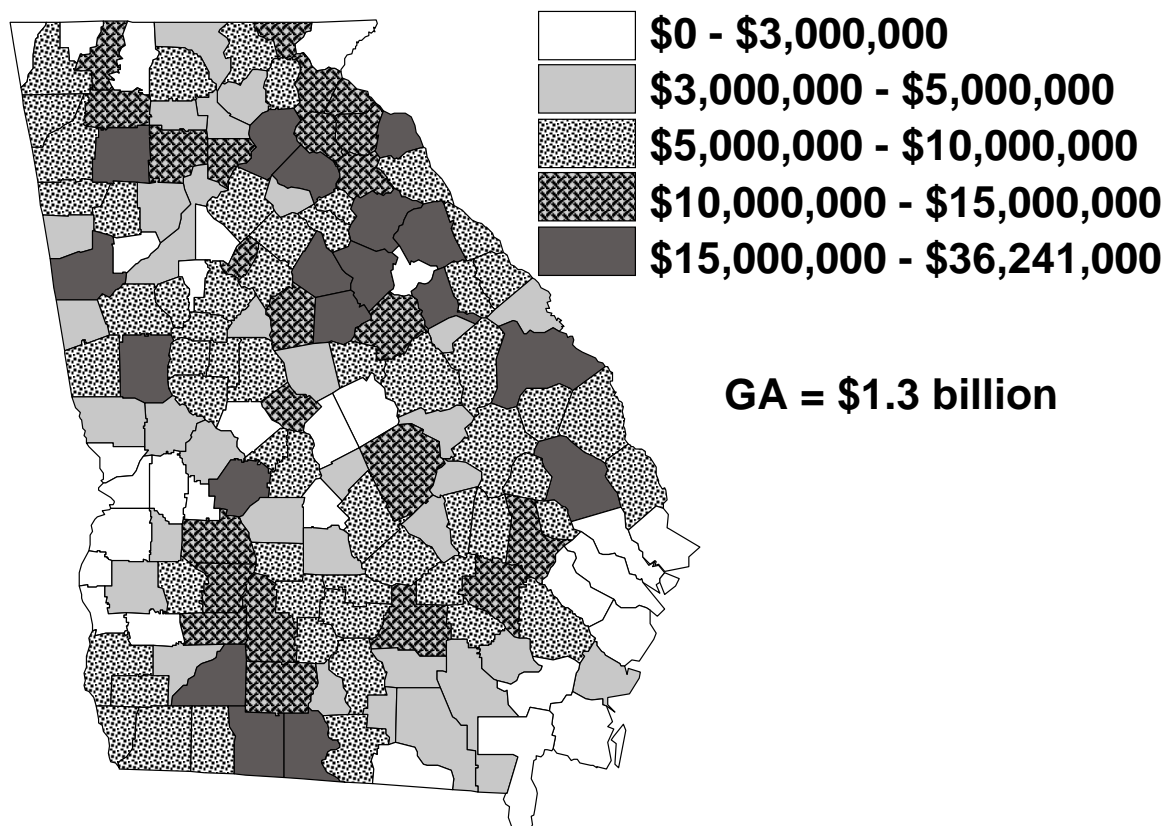
## Ornamental Horticulture Farm Gate Value: 2006



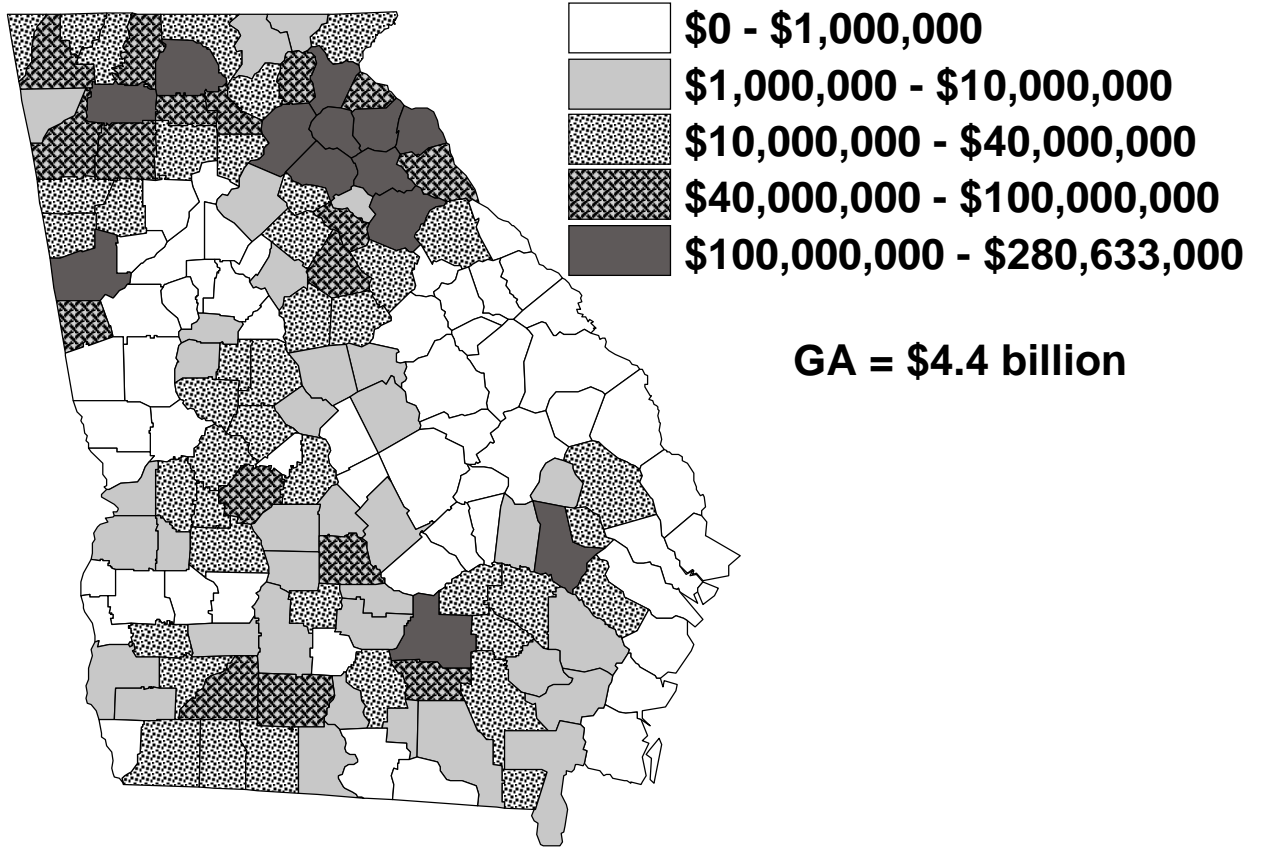
## Forestry & Products Farm Gate Value: 2006



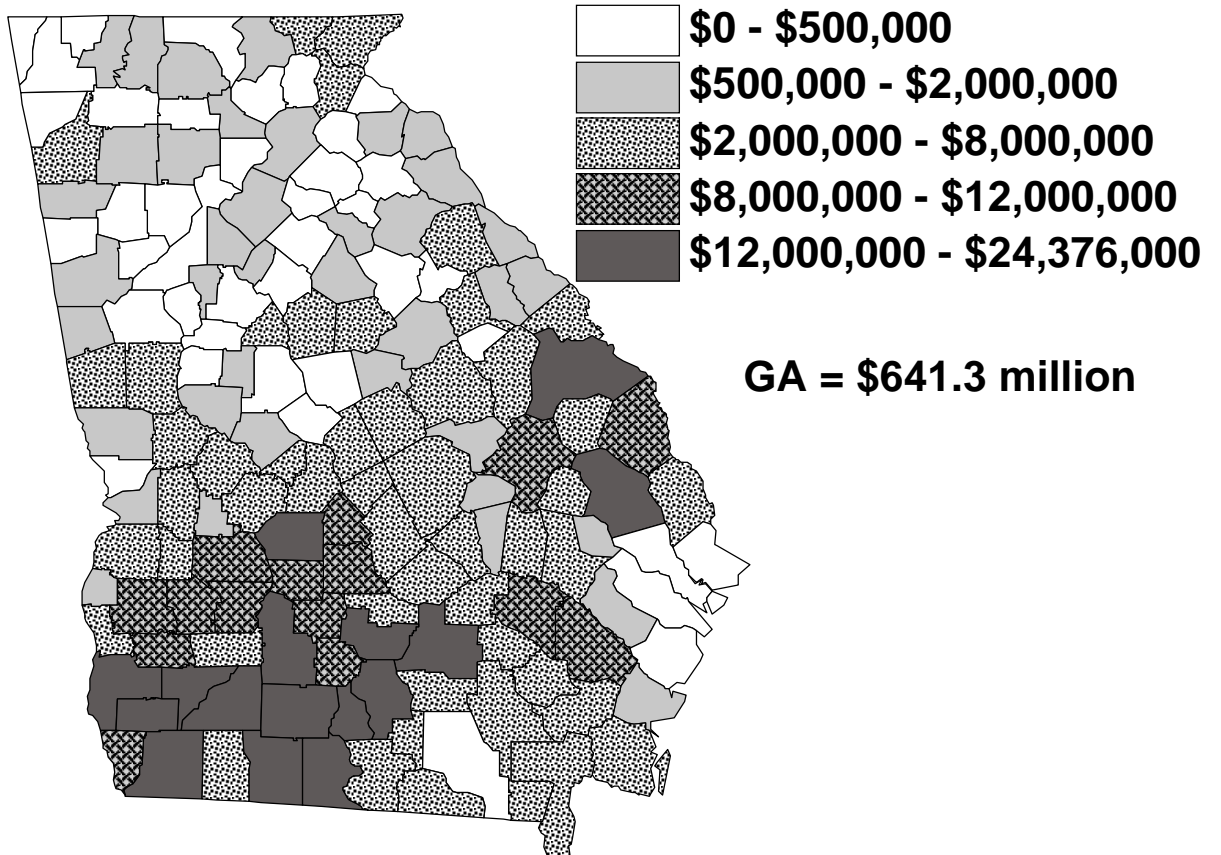
## Livestock & Aquaculture Farm Gate Value: 2006



## Poultry & Egg Farm Gate Value: 2006



## Other Income Farm Gate Value: 2006



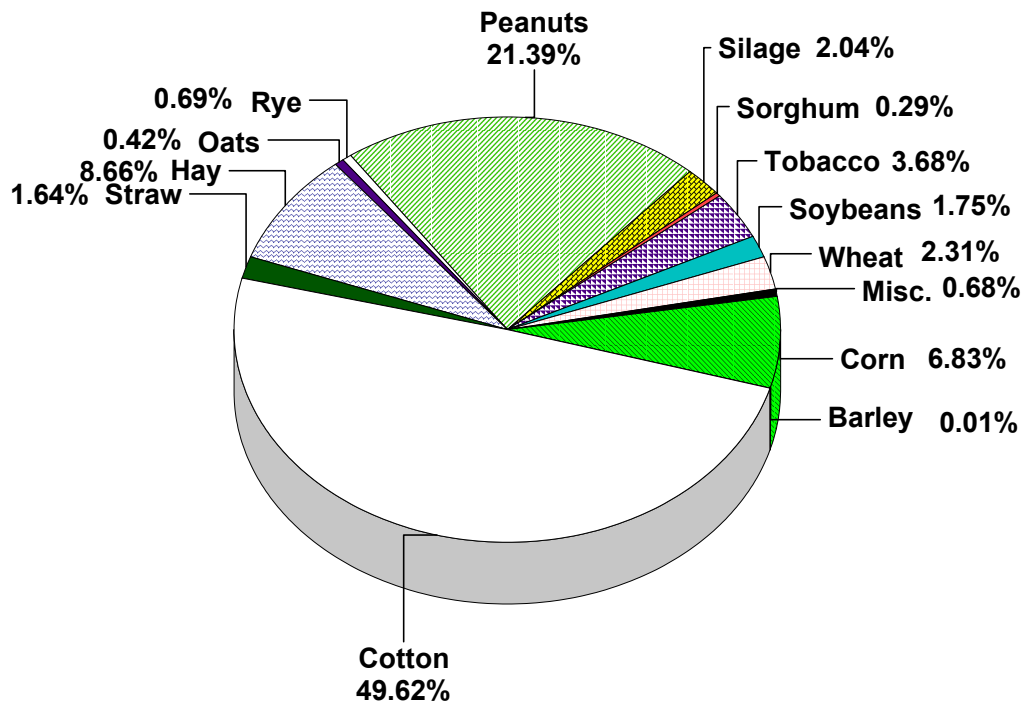
# 2006 Georgia Farm Gate Value

## -Row and Forage Crops-

\$ 1,502,415,627

### Row and Forage Crops

#### 2006 Farm Gate Value



# Barley

# Farm Gate Value 2006

Rank	County	Acres	Bu/Acre	\$/Bu	Farm Gate Value	Rank	County	Acres	Bu/Acre	\$/Bu	Farm Gate Value
-	Appling				\$0	6	Elbert	100	45	\$2.85	\$12,825
-	Atkinson				\$0	-	Emanuel				\$0
-	Bacon				\$0	-	Evans				\$0
-	Baker				\$0	-	Fannin				\$0
-	Baldwin				\$0	-	Fayette				\$0
-	Banks				\$0	-	Floyd				\$0
-	Barrow				\$0	-	Forsyth				\$0
-	Bartow				\$0	-	Franklin				\$0
-	Ben Hill				\$0	-	Fulton				\$0
-	Berrien				\$0	-	Gilmer				\$0
-	Bibb				\$0	-	Glascock				\$0
-	Bleckley				\$0	-	Glynn				\$0
-	Brantley				\$0	-	Gordon				\$0
-	Brooks				\$0	-	Grady				\$0
-	Bryan				\$0	-	Greene				\$0
-	Bulloch				\$0	-	Gwinnett				\$0
-	Burke				\$0	-	Habersham				\$0
12	Butts	15	34	\$2.85	\$1,454	-	Hall				\$0
-	Calhoun				\$0	11	Hancock	40	30	\$2.85	\$3,420
-	Camden				\$0	-	Haralson				\$0
-	Candler				\$0	-	Harris				\$0
-	Carroll				\$0	3	Hart	100	55	\$2.85	\$15,675
-	Catoosa				\$0	-	Heard				\$0
-	Charlton				\$0	1	Henry	200	50	\$2.85	\$28,500
-	Chatham				\$0	-	Houston				\$0
-	Chattahoochee				\$0	-	Irwin				\$0
-	Chattooga				\$0	-	Jackson				\$0
-	Cherokee				\$0	-	Jasper				\$0
2	Clarke	215	27	\$2.85	\$16,544	-	Jeff Davis				\$0
-	Clay				\$0	8	Jefferson	37	62	\$2.85	\$6,609
-	Clayton				\$0	-	Jenkins				\$0
-	Clinch				\$0	-	Johnson				\$0
-	Cobb				\$0	-	Jones				\$0
-	Coffee				\$0	-	Lamar				\$0
-	Colquitt				\$0	-	Lanier				\$0
-	Columbia				\$0	-	Laurens				\$0
-	Cook				\$0	-	Lee				\$0
-	Coweta				\$0	-	Liberty				\$0
-	Crawford				\$0	-	Lincoln				\$0
-	Crisp				\$0	-	Long				\$0
-	Dade				\$0	-	Lowndes				\$0
-	Dawson				\$0	-	Lumpkin				\$0
-	Decatur				\$0	7	Macon	30	80	\$2.85	\$6,840
-	DeKalb				\$0	-	Madison				\$0
-	Dodge				\$0	-	Marion				\$0
-	Dooly				\$0	-	McDuffie				\$0
-	Dougherty				\$0	-	McIntosh				\$0
-	Douglas				\$0	-	Meriwether				\$0
-	Early				\$0	-	Miller				\$0
-	Echols				\$0	-	Mitchell				\$0
-	Effingham				\$0	9	Monroe	60	30	\$2.85	\$5,130

# Barley

# Farm Gate Value 2006

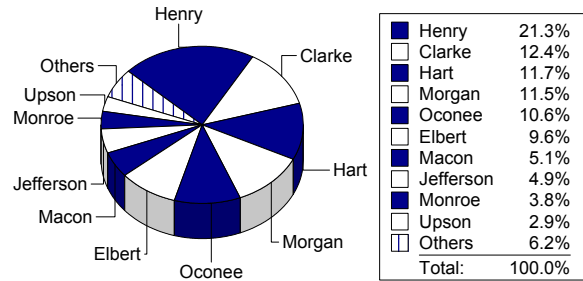
Rank	County	Acres	Bu/Acre	\$/Bu	Farm Gate Value
-	Montgomery				\$0
4	Morgan	60	90	\$2.85	\$15,390
-	Murray				\$0
-	Muscogee				\$0
-	Newton				\$0
5	Oconee	125	40	\$2.85	\$14,250
-	Oglethorpe				\$0
-	Paulding				\$0
-	Peach				\$0
-	Pickens				\$0
-	Pierce				\$0
-	Pike				\$0
-	Polk				\$0
-	Pulaski				\$0
-	Putnam				\$0
-	Quitman				\$0
-	Rabun				\$0
-	Randolph				\$0
-	Richmond				\$0
-	Rockdale				\$0
-	Schley				\$0
-	Screven				\$0
-	Seminole				\$0
-	Spalding				\$0
-	Stephens				\$0
-	Stewart				\$0
-	Sumter				\$0
-	Talbot				\$0
-	Taliaferro				\$0
-	Tattnall				\$0
-	Taylor				\$0
11	Telfair	30	40	\$2.85	\$3,420
-	Terrell				\$0
-	Thomas				\$0
-	Tift				\$0
-	Toombs				\$0
-	Towns				\$0
-	Treutlen				\$0
-	Troup				\$0
-	Turner				\$0
-	Twiggs				\$0
-	Union				\$0
10	Upson	27	50	\$2.85	\$3,848
-	Walker				\$0
-	Walton				\$0
-	Ware				\$0
-	Warren				\$0
-	Washington				\$0
-	Wayne				\$0
-	Webster				\$0
-	Wheeler				\$0

Rank	County	Acres	Bu/Acre	\$/Bu	Farm Gate Value
-	White				\$0
-	Whitfield				\$0
-	Wilcox				\$0
-	Wilkes				\$0
-	Wilkinson				\$0
-	Worth				\$0

**2006 Totals**      1,039      45      \$2.85      \$133,904

**Percent of Row and Forage Crops**      **0.01%**

## Top Ten Counties For Barley



## Top Ten Counties

### Barley

County	Acres	Yield	Price	Farm Gate Value
Henry	200	50	\$2.85	\$28,500
Clarke	215	27	\$2.85	\$16,544
Hart	100	55	\$2.85	\$15,675
Morgan	60	90	\$2.85	\$15,390
Oconee	125	40	\$2.85	\$14,250
Elbert	100	45	\$2.85	\$12,825
Macon	30	80	\$2.85	\$6,840
Jefferson	37	62	\$2.85	\$6,609
Monroe	60	30	\$2.85	\$5,130
Upson	27	50	\$2.85	\$3,848

# Corn

# Farm Gate Value 2006

Rank	County	Acres	Bu/Acre	\$/Bu	Farm Gate Value	Rank	County	Acres	Bu/Acre	\$/Bu	Farm Gate Value
19	Appling	5,500	112	\$2.90	\$1,786,400	86	Elbert	500	80	\$2.90	\$116,000
44	Atkinson	1,979	112	\$2.90	\$642,779	46	Emanuel	2,624	80	\$2.90	\$608,768
29	Bacon	3,900	112	\$2.90	\$1,266,720	38	Evans	2,100	125	\$3.10	\$813,750
10	Baker	5,600	178	\$2.90	\$2,890,720	86	Fannin	400	100	\$2.90	\$116,000
79	Baldwin	450	112	\$2.90	\$146,160	110	Fayette	80	150	\$2.90	\$34,800
111	Banks	150	75	\$2.90	\$32,625	41	Floyd	2,420	112	\$2.90	\$786,016
-	Barrow				\$0	109	Forsyth	125	100	\$2.90	\$36,250
45	Bartow	1,888	112	\$2.90	\$613,157	93	Franklin	350	90	\$2.90	\$91,350
24	Ben Hill	4,350	120	\$2.90	\$1,513,800	107	Fulton	175	80	\$2.90	\$40,600
15	Berrien	5,594	135	\$2.90	\$2,190,051	71	Gilmer	425	175	\$2.90	\$215,688
102	Bibb	224	85	\$2.90	\$55,290	81	Glascocock	800	60	\$2.90	\$139,200
58	Bleckley	782	150	\$2.90	\$340,170	-	Glynn				\$0
81	Brantley	800	60	\$2.90	\$139,200	23	Gordon	4,869	120	\$2.90	\$1,694,412
39	Brooks	1,850	150	\$2.90	\$804,750	7	Grady	10,406	120	\$2.90	\$3,621,288
66	Bryan	800	110	\$2.90	\$255,200	-	Greene				\$0
14	Bulloch	6,776	112	\$2.90	\$2,200,845	-	Gwinnett				\$0
9	Burke	7,500	145	\$2.90	\$3,153,750	89	Habersham	300	112	\$2.90	\$97,440
115	Butts	130	80	\$2.90	\$30,160	91	Hall	275	120	\$2.90	\$95,700
17	Calhoun	3,743	186	\$2.90	\$2,018,974	120	Hancock	100	50	\$2.90	\$14,500
-	Camden				\$0	108	Haralson	100	129	\$2.90	\$37,410
33	Candler	3,000	115	\$2.90	\$1,000,500	90	Harris	350	95	\$2.90	\$96,425
-	Carroll				\$0	74	Hart	450	145	\$2.90	\$189,225
121	Catoosa	46	100	\$2.90	\$13,340	94	Heard	250	112	\$2.90	\$81,200
86	Charlton	500	80	\$2.90	\$116,000	120	Henry	100	50	\$2.90	\$14,500
117	Chatham	100	70	\$2.90	\$20,300	43	Houston	2,272	112	\$2.90	\$737,946
-	Chattahoochee				\$0	3	Irwin	10,574	135	\$2.90	\$4,139,721
65	Chattooga	800	112	\$2.90	\$259,840	122	Jackson	100	45	\$2.90	\$13,050
126	Cherokee	10	112	\$2.90	\$3,248	69	Jasper	750	112	\$2.90	\$243,600
93	Clarke	210	150	\$2.90	\$91,350	53	Jeff Davis	1,200	125	\$2.90	\$435,000
98	Clay	264	90	\$2.90	\$68,904	8	Jefferson	5,995	195	\$2.90	\$3,390,173
-	Clayton				\$0	49	Jenkins	1,588	125	\$2.90	\$575,650
105	Clinch	225	70	\$2.90	\$45,675	61	Johnson	800	130	\$2.90	\$301,600
-	Cobb				\$0	-	Jones				\$0
20	Coffee	5,764	105	\$2.90	\$1,755,138	78	Lamar	300	170	\$2.90	\$147,900
28	Colquitt	3,160	140	\$2.90	\$1,282,960	64	Lanier	849	110	\$2.90	\$270,831
-	Columbia				\$0	34	Laurens	4,186	80	\$2.90	\$971,152
40	Cook	2,500	110	\$2.90	\$797,500	2	Lee	9,645	150	\$2.90	\$4,195,488
92	Coweta	284	112	\$2.90	\$92,243	95	Liberty	220	120	\$2.90	\$76,560
113	Crawford	126	85	\$2.90	\$31,059	110	Lincoln	200	60	\$2.90	\$34,800
50	Crisp	1,639	120	\$2.90	\$570,372	70	Long	700	112	\$2.90	\$227,360
103	Dade	150	112	\$2.90	\$48,720	27	Lowndes	4,500	100	\$2.90	\$1,305,000
56	Dawson	800	150	\$2.90	\$348,000	76	Lumpkin	450	130	\$2.90	\$169,650
6	Decatur	6,500	180	\$3.24	\$3,790,800	30	Macon	4,300	100	\$2.90	\$1,247,000
-	DeKalb				\$0	116	Madison	60	120	\$2.90	\$20,880
40	Dodge	2,200	125	\$2.90	\$797,500	85	Marion	626	65	\$2.90	\$118,001
51	Dooly	1,048	185	\$2.90	\$562,252	83	McDuffie	550	80	\$2.90	\$127,600
37	Dougherty	2,660	112	\$2.90	\$863,838	-	McIntosh				\$0
-	Douglas				\$0	-	Meriwether				\$0
26	Early	3,572	130	\$2.90	\$1,346,644	12	Miller	5,064	170	\$2.90	\$2,496,552
67	Echols	501	175	\$2.90	\$254,004	5	Mitchell	8,020	170	\$2.90	\$3,953,860
36	Effingham	3,650	90	\$2.90	\$952,650	-	Monroe				\$0

# Corn

# Farm Gate Value 2006


Rank	County	Acres	Bu/Acre	\$/Bu	Farm Gate Value
60	Montgomery	1,275	90	\$2.90	\$332,697
114	Morgan	138	77	\$2.90	\$30,815
47	Murray	1,858	112	\$2.90	\$603,478
-	Muscogee				\$0
101	Newton	75	175	\$4.24	\$55,650
84	Oconee	300	140	\$2.90	\$121,800
72	Oglethorpe	600	112	\$2.90	\$194,880
104	Paulding	200	80	\$2.90	\$46,400
80	Peach	400	125	\$2.90	\$145,000
75	Pickens	460	135	\$2.90	\$180,090
18	Pierce	5,534	112	\$2.90	\$1,797,443
118	Pike	50	112	\$2.90	\$16,240
63	Polk	877	112	\$2.90	\$284,850
59	Pulaski	900	130	\$2.90	\$339,300
124	Putnam	40	95	\$2.90	\$11,020
128	Quitman	9	90	\$2.90	\$2,349
106	Rabun	125	120	\$2.90	\$43,500
21	Randolph	3,527	170	\$2.90	\$1,738,811
80	Richmond	400	125	\$2.90	\$145,000
-	Rockdale				\$0
97	Schley	600	40	\$2.90	\$69,600
13	Screven	7,077	112	\$2.90	\$2,298,610
16	Seminole	3,555	185	\$3.10	\$2,038,793
-	Spalding				\$0
127	Stephens	10	111	\$2.90	\$3,219
87	Stewart	658	60	\$2.90	\$114,422
1	Sumter	9,252	185	\$2.90	\$4,963,698
109	Talbot	125	100	\$2.90	\$36,250
-	Taliaferro				\$0
22	Tattnall	5,262	112	\$2.90	\$1,709,098
96	Taylor	500	50	\$2.90	\$72,500
55	Telfair	999	125	\$2.90	\$362,138
11	Terrell	6,800	145	\$2.90	\$2,859,400
4	Thomas	9,600	145	\$2.90	\$4,036,800
52	Tift	995	185	\$2.90	\$533,818
31	Toombs	2,903	130	\$2.90	\$1,094,318
119	Towns	50	110	\$2.90	\$15,950
88	Treutlen	355	96	\$2.90	\$98,832
112	Troup	120	90	\$2.90	\$31,320
42	Turner	2,038	130	\$2.90	\$768,326
100	Twiggs	272	85	\$2.90	\$67,048
62	Union	1,000	100	\$2.90	\$290,000
125	Upson	14	90	\$3.50	\$4,410
54	Walker	1,400	100	\$2.90	\$406,000
82	Walton	475	100	\$2.90	\$137,750
48	Ware	2,052	100	\$2.90	\$595,080
99	Warren	525	45	\$2.90	\$68,513
32	Washington	2,400	145	\$2.90	\$1,009,200
35	Wayne	4,445	75	\$2.90	\$966,788
77	Webster	749	75	\$2.90	\$162,842
68	Wheeler	591	144	\$2.90	\$246,802

Rank	County	Acres	Bu/Acre	\$/Bu	Farm Gate Value
86	White	250	160	\$2.90	\$116,000
73	Whitfield	600	110	\$2.90	\$191,400
57	Wilcox	880	135	\$2.90	\$344,520
129	Wilkes	10	75	\$2.90	\$2,175
123	Wilkinson	100	40	\$2.90	\$11,600
25	Worth	3,843	125	\$2.90	\$1,393,088

**2006 Totals**      **269,144**      **131**      **\$2.92**      **\$102,543,111**

**Percent of Row and Forage Crops**      **6.83%**

## Top Ten Counties For Corn



## Top Ten Counties

### Corn

County	Acres	Yield	Price	Farm Gate Value
Sumter	9,252	185	\$2.90	\$4,963,698
Lee	9,645	150	\$2.90	\$4,195,488
Irwin	10,574	135	\$2.90	\$4,139,721
Thomas	9,600	145	\$2.90	\$4,036,800
Mitchell	8,020	170	\$2.90	\$3,953,860
Decatur	6,500	180	\$3.24	\$3,790,800
Grady	10,406	120	\$2.90	\$3,621,288
Jefferson	5,995	195	\$2.90	\$3,390,173
Burke	7,500	145	\$2.90	\$3,153,750
Baker	5,600	178	\$2.90	\$2,890,720

# Cotton

# Farm Gate Value 2006

Rank	County	Acres	Lb/Acre	\$/Lb	Farm Gate Value	Rank	County	Acres	Lb/Acre	\$/Lb	Farm Gate Value
28	Appling	25,000	740	\$0.63	\$11,655,000	64	Elbert	1,934	750	\$0.63	\$913,815
45	Atkinson	9,264	781	\$0.63	\$4,558,166	33	Emanuel	19,698	725	\$0.63	\$8,997,062
39	Bacon	13,000	781	\$0.63	\$6,396,390	53	Evans	5,500	825	\$0.63	\$2,858,625
16	Baker	24,508	1,100	\$0.63	\$16,984,044	-	Fannin				\$0
-	Baldwin				\$0	-	Fayette				\$0
-	Banks				\$0	62	Floyd	2,547	781	\$0.63	\$1,253,200
91	Barrow	12	600	\$0.63	\$4,536	-	Forsyth				\$0
70	Bartow	1,315	781	\$0.63	\$646,872	-	Franklin				\$0
43	Ben Hill	9,736	800	\$0.63	\$4,906,944	-	Fulton				\$0
21	Berrien	25,904	875	\$0.63	\$14,279,580	-	Gilmer				\$0
-	Bibb				\$0	76	Glascocock	800	500	\$0.63	\$252,000
32	Bleckley	19,054	790	\$0.63	\$9,483,176	-	Glynn				\$0
-	Brantley				\$0	-	Gordon				\$0
7	Brooks	40,135	1,000	\$0.63	\$25,285,050	20	Grady	23,294	985	\$0.63	\$14,455,092
77	Bryan	1,000	350	\$0.63	\$220,500	-	Greene				\$0
8	Bulloch	47,510	738	\$0.63	\$22,089,299	-	Gwinnett				\$0
15	Burke	35,510	810	\$0.63	\$18,120,753	-	Habersham				\$0
-	Butts				\$0	-	Hall				\$0
27	Calhoun	23,245	800	\$0.63	\$11,715,480	-	Hancock				\$0
-	Camden				\$0	-	Haralson				\$0
34	Candler	15,500	900	\$0.63	\$8,788,500	-	Harris				\$0
-	Carroll				\$0	74	Hart	870	781	\$0.63	\$428,066
-	Catoosa				\$0	-	Heard				\$0
-	Charlton				\$0	-	Henry				\$0
-	Chatham				\$0	40	Houston	12,723	781	\$0.63	\$6,259,852
-	Chattahoochee				\$0	19	Irwin	29,358	805	\$0.63	\$14,888,910
79	Chattooga	322	781	\$0.63	\$158,434	-	Jackson				\$0
92	Cherokee	0	781	\$0.63	\$44	-	Jasper				\$0
-	Clarke				\$0	30	Jeff Davis	21,140	820	\$0.63	\$10,920,924
41	Clay	10,861	900	\$0.63	\$6,158,187	35	Jefferson	16,474	820	\$0.63	\$8,510,468
-	Clayton				\$0	38	Jenkins	17,243	625	\$0.63	\$6,789,431
85	Clinch	153	900	\$0.63	\$86,751	69	Johnson	1,760	650	\$0.63	\$720,720
-	Cobb				\$0	-	Jones				\$0
22	Coffee	29,680	750	\$0.63	\$14,023,800	63	Lamar	2,685	638	\$0.63	\$1,079,209
4	Colquitt	62,469	793	\$0.63	\$31,208,888	47	Lanier	6,749	950	\$0.63	\$4,039,277
-	Columbia				\$0	51	Laurens	10,016	500	\$0.63	\$3,155,040
29	Cook	18,400	1,000	\$0.63	\$11,592,000	24	Lee	21,909	928	\$0.63	\$12,808,644
-	Coweta				\$0	88	Liberty	124	700	\$0.63	\$54,684
73	Crawford	1,094	700	\$0.63	\$482,454	-	Lincoln				\$0
11	Crisp	39,083	785	\$0.63	\$19,328,498	86	Long	164	781	\$0.63	\$80,693
-	Dade				\$0	42	Lowndes	9,579	950	\$0.63	\$5,733,032
-	Dawson				\$0	-	Lumpkin				\$0
10	Decatur	33,500	1,000	\$0.63	\$21,105,000	37	Macon	18,845	600	\$0.63	\$7,123,410
-	DeKalb				\$0	90	Madison	35	800	\$0.63	\$17,640
36	Dodge	16,000	775	\$0.63	\$7,812,000	83	Marion	250	700	\$0.63	\$110,250
1	Dooly	82,191	785	\$0.63	\$40,647,559	-	McDuffie				\$0
52	Dougherty	6,104	750	\$0.63	\$2,884,187	-	McIntosh				\$0
-	Douglas				\$0	-	Meriwether				\$0
3	Early	48,391	1,075	\$0.63	\$32,772,805	5	Miller	39,022	1,125	\$0.63	\$27,656,843
-	Echols				\$0	2	Mitchell	57,440	1,000	\$0.63	\$36,187,200
60	Effingham	4,500	600	\$0.63	\$1,701,000	-	Monroe				\$0

# Cotton

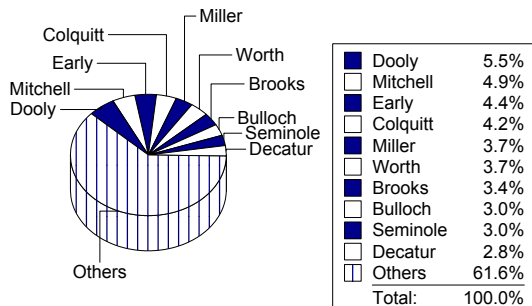
# Farm Gate Value 2006

Rank	County	Acres	Lb/Acre	\$/Lb	Farm Gate Value
57	Montgomery	3,630	912	\$0.63	\$2,085,423
72	Morgan	915	850	\$0.63	\$489,983
-	Murray				\$0
-	Muscogee				\$0
-	Newton				\$0
78	Oconee	375	900	\$0.63	\$212,625
-	Oglethorpe				\$0
-	Paulding				\$0
56	Peach	5,900	620	\$0.63	\$2,304,540
-	Pickens				\$0
46	Pierce	9,073	750	\$0.63	\$4,286,993
-	Pike				\$0
66	Polk	1,626	750	\$0.63	\$768,285
13	Pulaski	32,543	925	\$0.63	\$18,964,433
-	Putnam				\$0
82	Quitman	267	700	\$0.63	\$117,747
-	Rabun				\$0
31	Randolph	15,793	1,084	\$0.63	\$10,785,356
84	Richmond	200	850	\$0.63	\$107,100
-	Rockdale				\$0
71	Schley	1,473	550	\$0.63	\$510,395
26	Screven	25,000	781	\$0.63	\$12,300,750
9	Seminole	35,517	985	\$0.63	\$22,040,074
-	Spalding				\$0
-	Stephens				\$0
59	Stewart	4,165	650	\$0.63	\$1,705,486
12	Sumter	35,610	850	\$0.63	\$19,069,155
-	Talbot				\$0
-	Taliaferro				\$0
44	Tattnall	9,350	781	\$0.63	\$4,600,481
58	Taylor	5,000	550	\$0.63	\$1,732,500
49	Telfair	6,750	800	\$0.63	\$3,402,000
17	Terrell	32,000	785	\$0.63	\$15,825,600
14	Thomas	40,700	710	\$0.63	\$18,205,110
25	Tift	24,114	840	\$0.63	\$12,761,129
55	Toombs	5,662	750	\$0.63	\$2,675,153
-	Towns				\$0
61	Treutlen	2,988	874	\$0.63	\$1,645,253
-	Troup				\$0
23	Turner	24,969	850	\$0.63	\$13,370,900
54	Twiggs	6,850	640	\$0.63	\$2,761,920
-	Union				\$0
87	Upson	180	700	\$0.63	\$79,380
-	Walker				\$0
80	Walton	345	600	\$0.63	\$130,410
65	Ware	1,470	860	\$0.63	\$796,446
81	Warren	400	500	\$0.63	\$126,000
68	Washington	1,540	750	\$0.63	\$727,650
48	Wayne	6,904	820	\$0.63	\$3,566,606
50	Webster	7,365	700	\$0.63	\$3,248,053
67	Wheeler	1,503	800	\$0.63	\$757,512

Rank	County	Acres	Lb/Acre	\$/Lb	Farm Gate Value
-	White				\$0
-	Whitfield				\$0
18	Wilcox	31,000	775	\$0.63	\$15,135,750
89	Wilkes	50	750	\$0.63	\$23,625
75	Wilkinson	908	500	\$0.63	\$286,020
6	Worth	55,823	781	\$0.63	\$27,466,591
<b>2006 Totals</b>		<b>1,401,556</b>	<b>844</b>	<b>\$0.63</b>	<b>\$745,462,412</b>

**Percent of Row and Forage Crops 49.62%**

## Top Ten Counties For Cotton



## Top Ten Counties Cotton

County	Acres	Yield	Price	Farm Gate Value
Dooley	82,191	785	\$0.63	\$40,647,559
Mitchell	57,440	1,000	\$0.63	\$36,187,200
Early	48,391	1,075	\$0.63	\$32,772,805
Colquitt	62,469	793	\$0.63	\$31,208,888
Miller	39,022	1,125	\$0.63	\$27,656,843
Worth	55,823	781	\$0.63	\$27,466,591
Brooks	40,135	1,000	\$0.63	\$25,285,050
Bulloch	47,510	738	\$0.63	\$22,089,299
Seminole	35,517	985	\$0.63	\$22,040,074
Decatur	33,500	1,000	\$0.63	\$21,105,000

# Hay

# Farm Gate Value 2006

Rank	County	Acres	Tons/ Acre	\$/Ton	Farm Gate Value	Rank	County	Acres	Tons/ Acre	\$/Ton	Farm Gate Value
41	Appling	7,500	2.00	\$65	\$975,000	60	Elbert	5,000	2.00	\$65	\$650,000
62	Atkinson	4,600	2.00	\$65	\$598,000	32	Emanuel	4,408	4.00	\$65	\$1,146,080
36	Bacon	9,000	1.80	\$65	\$1,053,000	80	Evans	2,400	2.50	\$70	\$420,000
51	Baker	2,000	6.00	\$65	\$780,000	117	Fannin	450	1.50	\$65	\$43,875
39	Baldwin	7,150	2.00	\$70	\$1,001,000	-	Fayette				\$0
28	Banks	8,000	2.50	\$65	\$1,300,000	18	Floyd	13,250	1.80	\$65	\$1,550,250
30	Barrow	9,000	2.00	\$65	\$1,170,000	101	Forsyth	1,500	2.00	\$65	\$195,000
15	Bartow	17,000	1.80	\$65	\$1,989,000	22	Franklin	12,000	1.80	\$65	\$1,404,000
41	Ben Hill	7,500	2.00	\$65	\$975,000	98	Fulton	1,300	2.70	\$65	\$228,150
78	Berrien	2,700	2.50	\$65	\$438,750	51	Gilmer	6,000	2.00	\$65	\$780,000
53	Bibb	2,305	5.00	\$65	\$749,125	25	Glascocock	4,600	4.50	\$65	\$1,345,500
51	Bleckley	4,000	3.00	\$65	\$780,000	-	Glynn				\$0
94	Brantley	2,500	1.75	\$65	\$284,375	47	Gordon	7,450	1.80	\$65	\$871,650
75	Brooks	2,500	3.00	\$65	\$487,500	50	Grady	4,200	3.00	\$65	\$819,000
115	Bryan	400	2.00	\$65	\$52,000	1	Greene	16,400	4.00	\$65	\$4,264,000
3	Bulloch	9,750	6.00	\$65	\$3,802,500	-	Gwinnett				\$0
20	Burke	10,500	2.20	\$65	\$1,501,500	52	Habersham	6,500	1.80	\$65	\$760,500
85	Butts	5,500	1.00	\$65	\$357,500	38	Hall	6,900	2.00	\$75	\$1,035,000
8	Calhoun	9,500	4.00	\$65	\$2,470,000	17	Hancock	10,000	2.50	\$65	\$1,625,000
121	Camden	125	2.00	\$65	\$16,250	46	Haralson	4,500	3.00	\$65	\$877,500
5	Candler	8,000	5.00	\$65	\$2,600,000	44	Harris	4,000	3.00	\$75	\$900,000
37	Carroll	8,000	2.00	\$65	\$1,040,000	11	Hart	10,350	3.50	\$65	\$2,354,625
90	Catoosa	3,165	1.50	\$65	\$308,588	101	Heard	1,500	2.00	\$65	\$195,000
101	Charlton	1,500	2.00	\$65	\$195,000	23	Henry	7,000	3.00	\$65	\$1,365,000
117	Chatham	225	3.00	\$65	\$43,875	81	Houston	3,500	1.80	\$65	\$409,500
116	Chattahoochee	250	3.00	\$65	\$48,750	45	Irwin	7,600	1.80	\$65	\$889,200
56	Chattooga	6,000	1.80	\$65	\$702,000	22	Jackson	12,000	1.80	\$65	\$1,404,000
67	Cherokee	4,557	1.80	\$65	\$533,169	15	Jasper	17,000	1.80	\$65	\$1,989,000
71	Clarke	1,920	4.00	\$65	\$499,200	19	Jeff Davis	9,325	2.50	\$65	\$1,515,313
84	Clay	4,000	1.50	\$65	\$390,000	54	Jefferson	4,984	2.25	\$65	\$728,910
121	Clayton	100	2.50	\$65	\$16,250	4	Jenkins	10,455	5.00	\$65	\$3,397,875
106	Clinch	550	4.00	\$65	\$143,000	52	Johnson	3,900	3.00	\$65	\$760,500
-	Cobb				\$0	66	Jones	5,500	1.50	\$65	\$536,250
51	Coffee	6,000	2.00	\$65	\$780,000	68	Lamar	4,500	1.80	\$65	\$526,500
29	Colquitt	5,418	3.00	\$75	\$1,219,050	93	Lanier	1,500	3.00	\$65	\$292,500
52	Columbia	6,500	1.80	\$65	\$760,500	16	Laurens	18,054	1.50	\$65	\$1,760,265
74	Cook	950	8.00	\$65	\$494,000	118	Lee	278	2.00	\$65	\$36,075
91	Coweta	2,605	1.80	\$65	\$304,785	107	Liberty	540	3.70	\$65	\$129,870
87	Crawford	1,000	5.00	\$65	\$325,000	39	Lincoln	7,700	2.00	\$65	\$1,001,000
57	Crisp	5,300	2.00	\$65	\$689,000	97	Long	1,841	1.95	\$65	\$233,347
95	Dade	2,200	1.80	\$65	\$257,400	31	Lowndes	7,129	2.50	\$65	\$1,158,463
101	Dawson	1,000	3.00	\$65	\$195,000	72	Lumpkin	2,550	3.00	\$65	\$497,250
70	Decatur	1,975	4.00	\$65	\$513,500	63	Macon	9,000	1.00	\$65	\$585,000
-	DeKalb				\$0	12	Madison	12,000	3.00	\$65	\$2,340,000
30	Dodge	10,000	1.80	\$65	\$1,170,000	77	Marion	3,666	2.00	\$65	\$476,580
93	Dooly	2,500	1.80	\$65	\$292,500	88	McDuffie	1,200	4.00	\$65	\$312,000
109	Dougherty	860	2.00	\$65	\$111,800	-	McIntosh				\$0
115	Douglas	400	2.00	\$65	\$52,000	64	Meriwether	3,500	2.50	\$65	\$568,750
65	Early	2,108	4.00	\$65	\$548,080	9	Miller	7,500	5.00	\$65	\$2,437,500
112	Echols	150	10.00	\$65	\$97,500	87	Mitchell	2,500	2.00	\$65	\$325,000
62	Effingham	4,600	2.00	\$65	\$598,000	92	Monroe	3,100	1.50	\$65	\$302,250

# Hay

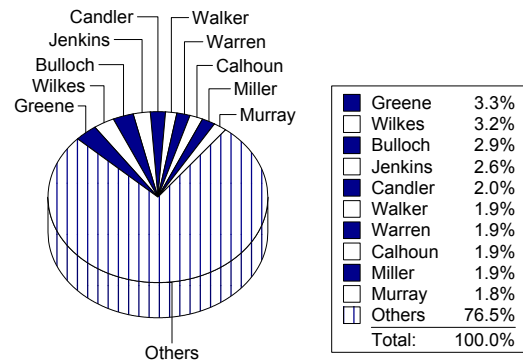
# Farm Gate Value 2006

Rank	County	Acres	Tons/Acre	\$/Ton	Farm Gate Value
99	Montgomery	1,658	2.00	\$65	\$215,579
14	Morgan	15,000	2.00	\$70	\$2,100,000
10	Murray	14,700	2.50	\$65	\$2,388,750
122	Muscogee	20	4.05	\$65	\$5,265
35	Newton	5,600	3.00	\$65	\$1,092,000
24	Oconee	6,950	3.00	\$65	\$1,355,250
12	Oglethorpe	20,000	1.80	\$65	\$2,340,000
100	Paulding	2,200	1.50	\$65	\$214,500
105	Peach	1,200	2.00	\$65	\$156,000
33	Pickens	4,400	4.00	\$65	\$1,144,000
10	Pierce	10,500	3.50	\$65	\$2,388,750
81	Pike	3,500	1.80	\$65	\$409,500
68	Polk	5,400	1.50	\$65	\$526,500
55	Pulaski	4,000	2.80	\$65	\$728,000
42	Putnam	6,300	2.00	\$75	\$945,000
119	Quitman	350	1.50	\$65	\$34,125
113	Rabun	325	4.00	\$65	\$84,500
26	Randolph	5,872	3.50	\$65	\$1,335,880
63	Richmond	3,000	3.00	\$65	\$585,000
120	Rockdale	125	3.00	\$65	\$24,375
102	Schley	1,100	2.50	\$65	\$178,750
56	Screven	6,000	1.80	\$65	\$702,000
49	Seminole	5,700	2.30	\$65	\$852,150
110	Spalding	1,100	1.50	\$65	\$107,250
58	Stephens	3,500	3.00	\$65	\$682,500
111	Stewart	608	2.50	\$65	\$98,865
-	Sumter				\$0
60	Talbot	4,000	2.50	\$65	\$650,000
-	Taliaferro				\$0
30	Tattnall	10,000	1.80	\$65	\$1,170,000
82	Taylor	3,112	2.00	\$65	\$404,560
76	Telfair	4,981	1.50	\$65	\$485,648
96	Terrell	900	4.00	\$65	\$234,000
59	Thomas	4,470	2.25	\$65	\$653,738
13	Tift	5,000	6.50	\$65	\$2,112,500
48	Toombs	3,775	3.50	\$65	\$858,813
69	Towns	4,000	2.00	\$65	\$520,000
114	Treutlen	719	1.60	\$65	\$74,776
89	Troup	1,900	2.50	\$65	\$308,750
79	Turner	3,349	2.00	\$65	\$435,370
43	Twiggs	6,000	2.40	\$65	\$936,000
96	Union	1,200	3.00	\$65	\$234,000
103	Upson	1,000	2.50	\$65	\$162,500
6	Walker	11,000	3.50	\$65	\$2,502,500
21	Walton	7,400	3.00	\$65	\$1,443,000
86	Ware	1,700	3.00	\$65	\$331,500
7	Warren	8,500	4.50	\$65	\$2,486,250
34	Washington	7,000	2.50	\$65	\$1,137,500
27	Wayne	3,911	4.50	\$75	\$1,319,963
104	Webster	809	3.00	\$65	\$157,814
40	Wheeler	2,800	4.00	\$88	\$985,600

Rank	County	Acres	Tons/Acre	\$/Ton	Farm Gate Value
51	White	4,800	2.50	\$65	\$780,000
108	Whitfield	650	3.00	\$65	\$126,750
61	Wilcox	5,500	1.80	\$65	\$643,500
2	Wilkes	21,500	3.00	\$65	\$4,192,500
73	Wilkinson	2,542	3.00	\$65	\$495,690
83	Worth	3,349	1.80	\$65	\$391,833
<b>2006 Totals</b>		<b>768,869</b>	<b>3</b>	<b>\$65.73</b>	<b>\$130,081,015</b>

Percent of Row and Forage Crops **8.66%**

## Top Ten Counties For Hay



## Top Ten Counties

### Hay

County	Acres	Yield	Price	Farm Gate Value
Greene	16,400	4.00	\$65.00	\$4,264,000
Wilkes	21,500	3.00	\$65.00	\$4,192,500
Bulloch	9,750	6.00	\$65.00	\$3,802,500
Jenkins	10,455	5.00	\$65.00	\$3,397,875
Candler	8,000	5.00	\$65.00	\$2,600,000
Walker	11,000	3.50	\$65.00	\$2,502,500
Warren	8,500	4.50	\$65.00	\$2,486,250
Calhoun	9,500	4.00	\$65.00	\$2,470,000
Miller	7,500	5.00	\$65.00	\$2,437,500
Murray	14,700	2.50	\$65.00	\$2,388,750

# Oats

# Farm Gate Value 2006

Rank	County	Acres	Bu/Acre	\$/Bu	Farm Gate Value	Rank	County	Acres	Bu/Acre	\$/Bu	Farm Gate Value
28	Appling	500	60	\$1.90	\$57,000	55	Elbert	125	75	\$1.90	\$17,813
41	Atkinson	345	53	\$1.90	\$34,742	30	Emanuel	485	60	\$1.90	\$55,290
38	Bacon	400	53	\$1.90	\$40,280	78	Evans	50	50	\$1.90	\$4,750
24	Baker	1,000	50	\$1.90	\$95,000	-	Fannin				\$0
70	Baldwin	100	53	\$1.90	\$10,070	-	Fayette				\$0
-	Banks				\$0	-	Floyd				\$0
-	Barrow				\$0	-	Forsyth				\$0
-	Bartow				\$0	59	Franklin	150	50	\$1.90	\$14,250
53	Ben Hill	200	53	\$1.90	\$20,140	-	Fulton				\$0
35	Berrien	479	50	\$1.90	\$45,505	-	Gilmer				\$0
73	Bibb	86	53	\$1.90	\$8,660	37	Glascocock	450	50	\$1.90	\$42,750
64	Bleckley	106	60	\$1.90	\$12,084	-	Glynn				\$0
75	Brantley	75	50	\$1.90	\$7,125	-	Gordon				\$0
72	Brooks	100	50	\$1.90	\$9,500	13	Grady	1,737	45	\$1.90	\$148,514
89	Bryan	20	40	\$1.90	\$1,520	-	Greene				\$0
29	Bulloch	563	52	\$1.90	\$55,624	-	Gwinnett				\$0
16	Burke	1,200	55	\$1.90	\$125,400	-	Habersham				\$0
78	Butts	50	50	\$1.90	\$4,750	66	Hall	100	60	\$1.90	\$11,400
67	Calhoun	111	50	\$1.90	\$10,545	-	Hancock				\$0
-	Camden				\$0	-	Haralson				\$0
-	Candler				\$0	60	Harris	210	35	\$1.90	\$13,965
-	Carroll				\$0	53	Hart	200	53	\$1.90	\$20,140
-	Catoosa				\$0	82	Heard	25	53	\$1.90	\$2,518
-	Charlton				\$0	66	Henry	100	60	\$1.90	\$11,400
-	Chatham				\$0	7	Houston	2,307	53	\$1.90	\$232,315
-	Chattahoochee				\$0	43	Irwin	296	53	\$1.90	\$29,807
85	Chattooga	20	53	\$1.90	\$2,014	66	Jackson	200	30	\$1.90	\$11,400
-	Cherokee				\$0	33	Jasper	500	53	\$1.90	\$50,350
57	Clarke	200	40	\$1.90	\$15,200	49	Jeff Davis	222	53	\$1.90	\$22,355
46	Clay	226	55	\$1.90	\$23,617	6	Jefferson	1,472	85	\$1.90	\$237,728
-	Clayton				\$0	27	Jenkins	622	55	\$1.90	\$64,999
-	Clinch				\$0	8	Johnson	1,500	80	\$1.90	\$228,000
-	Cobb				\$0	-	Jones				\$0
19	Coffee	887	70	\$1.90	\$117,971	74	Lamar	75	53	\$1.90	\$7,553
52	Colquitt	177	62	\$1.90	\$20,851	26	Lanier	575	65	\$1.90	\$71,013
-	Columbia				\$0	15	Laurens	1,167	60	\$1.90	\$133,038
56	Cook	100	90	\$1.90	\$17,100	77	Lee	61	51	\$1.90	\$5,892
-	Coweta				\$0	83	Liberty	20	61	\$1.90	\$2,318
56	Crawford	150	60	\$1.90	\$17,100	-	Lincoln				\$0
12	Crisp	1,559	53	\$1.90	\$156,991	-	Long				\$0
-	Dade				\$0	28	Lowndes	400	75	\$1.90	\$57,000
-	Dawson				\$0	-	Lumpkin				\$0
18	Decatur	750	85	\$1.90	\$121,125	36	Macon	598	40	\$1.90	\$45,448
-	DeKalb				\$0	84	Madison	20	60	\$1.90	\$2,280
24	Dodge	1,000	50	\$1.90	\$95,000	51	Marion	225	50	\$1.90	\$21,375
68	Dooly	95	58	\$1.90	\$10,469	47	McDuffie	200	60	\$1.90	\$22,800
48	Dougherty	225	53	\$1.90	\$22,658	-	McIntosh				\$0
-	Douglas				\$0	-	Meriwether				\$0
1	Early	3,143	80	\$1.90	\$477,736	2	Miller	3,356	65	\$1.90	\$414,466
-	Echols				\$0	9	Mitchell	1,910	60	\$1.90	\$217,740
-	Effingham				\$0	-	Monroe				\$0

# Oats

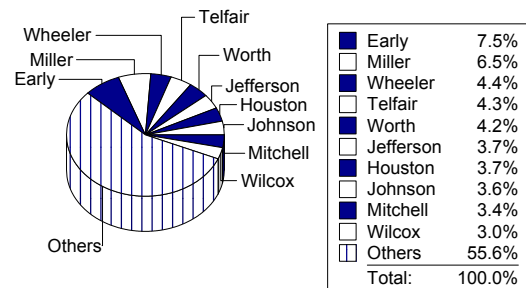
# Farm Gate Value 2006

Rank	County	Acres	Bu/Acre	\$/Bu	Farm Gate Value
11	Montgomery	1,371	70	\$1.90	\$182,383
63	Morgan	128	50	\$1.90	\$12,160
-	Murray				\$0
-	Muscogee				\$0
80	Newton	46	30	\$1.90	\$2,622
71	Oconee	75	70	\$1.90	\$9,975
44	Oglethorpe	250	53	\$1.90	\$25,175
-	Paulding				\$0
69	Peach	100	55	\$1.90	\$10,450
-	Pickens				\$0
58	Pierce	195	40	\$1.90	\$14,820
54	Pike	180	53	\$1.90	\$18,126
-	Polk				\$0
47	Pulaski	200	60	\$1.90	\$22,800
81	Putnam	30	45	\$1.90	\$2,565
79	Quitman	37	60	\$1.90	\$4,218
88	Rabun	15	60	\$1.90	\$1,710
23	Randolph	729	70	\$1.90	\$96,957
42	Richmond	272	60	\$1.90	\$31,008
-	Rockdale				\$0
86	Schley	20	50	\$1.90	\$1,900
33	Screven	500	53	\$1.90	\$50,350
17	Seminole	500	90	\$2.70	\$121,500
-	Spalding				\$0
-	Stephens				\$0
50	Stewart	207	55	\$1.90	\$21,632
20	Sumter	853	70	\$1.90	\$113,449
-	Talbot				\$0
-	Taliaferro				\$0
53	Tattnall	200	53	\$1.90	\$20,140
61	Taylor	200	36	\$1.90	\$13,680
4	Telfair	2,893	50	\$1.90	\$274,835
21	Terrell	1,100	50	\$1.90	\$104,500
14	Thomas	1,270	57	\$1.90	\$137,541
22	Tift	930	55	\$1.90	\$97,185
32	Toombs	386	70	\$1.90	\$51,365
-	Towns				\$0
45	Treutlen	203	65	\$1.90	\$25,071
-	Troup				\$0
39	Turner	343	60	\$1.90	\$39,102
90	Twiggs	15	35	\$1.90	\$998
-	Union				\$0
87	Upson	12	80	\$1.90	\$1,824
-	Walker				\$0
34	Walton	400	60	\$1.90	\$45,600
76	Ware	83	45	\$1.90	\$7,097
31	Warren	700	40	\$1.90	\$53,200
25	Washington	600	65	\$1.90	\$74,100
62	Wayne	175	40	\$1.90	\$13,300
40	Webster	318	60	\$1.90	\$36,263
3	Wheeler	1,890	64	\$2.30	\$278,208

Rank	County	Acres	Bu/Acre	\$/Bu	Farm Gate Value
-	White				\$0
-	Whitfield				\$0
10	Wilcox	1,800	55	\$1.90	\$188,100
-	Wilkes				\$0
65	Wilkinson	123	50	\$1.90	\$11,685
5	Worth	2,647	53	\$1.90	\$266,553
<b>2006 Totals</b>		<b>55,221</b>	<b>60</b>	<b>\$1.93</b>	<b>\$6,340,586</b>

Percent of Row and Forage Crops **0.42%**

## Top Ten Counties For Oats



## Top Ten Counties

### Oats

County	Acres	Yield	Price	Farm Gate Value
Early	3,143	80	\$1.90	\$477,736
Miller	3,356	65	\$1.90	\$414,466
Wheeler	1,890	64	\$2.30	\$278,208
Telfair	2,893	50	\$1.90	\$274,835
Worth	2,647	53	\$1.90	\$266,553
Jefferson	1,472	85	\$1.90	\$237,728
Houston	2,307	53	\$1.90	\$232,315
Johnson	1,500	80	\$1.90	\$228,000
Mitchell	1,910	60	\$1.90	\$217,740
Wilcox	1,800	55	\$1.90	\$188,100

# Peanuts

# Farm Gate Value 2006

Rank	County	Acres	Lb/Acre	\$/Lb	Farm Gate Value	Rank	County	Acres	Lb/Acre	\$/Lb	Farm Gate Value
20	Appling	13,000	2,750	\$0.19	\$6,703,125	-	Elbert				\$0
28	Atkinson	8,829	2,750	\$0.19	\$4,552,453	35	Emanuel	6,699	2,700	\$0.19	\$3,391,369
31	Bacon	7,500	2,750	\$0.19	\$3,867,188	58	Evans	1,200	3,300	\$0.19	\$742,500
9	Baker	15,200	3,605	\$0.19	\$10,274,250	-	Fannin				\$0
-	Baldwin				\$0	76	Fayette	6	300	\$0.19	\$338
-	Banks				\$0	-	Floyd				\$0
-	Barrow				\$0	-	Forsyth				\$0
-	Bartow				\$0	-	Franklin				\$0
33	Ben Hill	6,890	2,850	\$0.19	\$3,681,844	-	Fulton				\$0
17	Berrien	14,420	2,668	\$0.19	\$7,213,605	-	Gilmer				\$0
-	Bibb				\$0	63	Glascocock	1,250	1,800	\$0.19	\$421,875
55	Bleckley	1,849	2,800	\$0.19	\$970,725	-	Glynn				\$0
61	Brantley	961	2,850	\$0.19	\$513,534	-	Gordon				\$0
14	Brooks	11,030	3,900	\$0.19	\$8,065,688	29	Grady	9,026	2,650	\$0.19	\$4,484,794
66	Bryan	1,000	1,900	\$0.19	\$356,250	-	Greene				\$0
11	Bulloch	16,918	2,790	\$0.19	\$8,850,229	-	Gwinnett				\$0
12	Burke	17,894	2,550	\$0.19	\$8,555,569	-	Habersham				\$0
-	Butts				\$0	-	Hall				\$0
10	Calhoun	16,145	3,240	\$0.19	\$9,808,088	-	Hancock				\$0
-	Camden				\$0	-	Haralson				\$0
49	Candler	3,300	2,400	\$0.19	\$1,485,000	-	Harris				\$0
-	Carroll				\$0	-	Hart				\$0
-	Catoosa				\$0	-	Heard				\$0
-	Charlton				\$0	-	Henry				\$0
-	Chatham				\$0	52	Houston	2,422	2,750	\$0.19	\$1,248,844
-	Chattahoochee				\$0	6	Irwin	22,640	2,900	\$0.19	\$12,310,500
-	Chattooga				\$0	-	Jackson				\$0
-	Cherokee				\$0	-	Jasper				\$0
-	Clarke				\$0	34	Jeff Davis	6,697	2,850	\$0.19	\$3,578,709
37	Clay	7,304	2,200	\$0.19	\$3,012,900	21	Jefferson	12,400	2,675	\$0.19	\$6,219,375
-	Clayton				\$0	38	Jenkins	7,963	1,850	\$0.19	\$2,762,166
64	Clinch	675	3,000	\$0.19	\$379,688	43	Johnson	3,400	3,000	\$0.19	\$1,912,500
-	Cobb				\$0	-	Jones				\$0
8	Coffee	20,661	2,700	\$0.19	\$10,459,631	-	Lamar				\$0
15	Colquitt	14,272	2,892	\$0.19	\$7,738,992	45	Lanier	2,533	3,700	\$0.19	\$1,757,269
-	Columbia				\$0	54	Laurens	3,193	1,970	\$0.19	\$1,179,414
26	Cook	8,800	2,800	\$0.19	\$4,620,000	22	Lee	12,021	2,501	\$0.19	\$5,637,098
-	Coweta				\$0	-	Liberty				\$0
73	Crawford	96	3,500	\$0.19	\$63,000	-	Lincoln				\$0
30	Crisp	8,533	2,750	\$0.19	\$4,399,828	74	Long	120	2,750	\$0.19	\$61,875
-	Dade				\$0	41	Lowndes	4,000	3,100	\$0.19	\$2,325,000
-	Dawson				\$0	-	Lumpkin				\$0
2	Decatur	22,500	3,900	\$0.19	\$16,453,125	44	Macon	3,958	2,500	\$0.19	\$1,855,313
-	DeKalb				\$0	-	Madison				\$0
46	Dodge	3,500	2,500	\$0.19	\$1,640,625	60	Marion	1,347	2,200	\$0.19	\$555,638
19	Dooly	13,310	2,750	\$0.19	\$6,862,969	-	McDuffie				\$0
40	Dougherty	4,344	3,200	\$0.19	\$2,606,340	-	McIntosh				\$0
-	Douglas				\$0	-	Meriwether				\$0
5	Early	26,305	2,600	\$0.19	\$12,823,688	1	Miller	21,744	4,050	\$0.19	\$16,511,850
-	Echols				\$0	4	Mitchell	23,273	3,000	\$0.19	\$13,091,063
53	Effingham	2,250	2,900	\$0.19	\$1,223,438	-	Monroe				\$0

# Peanuts

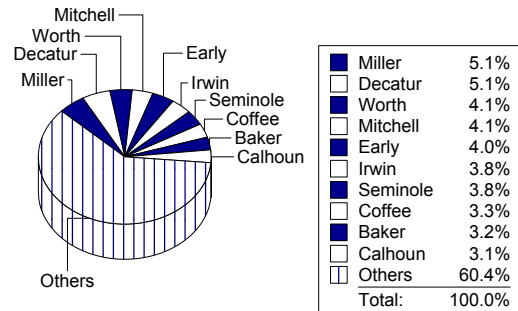
# Farm Gate Value 2006

Rank	County	Acres	Lb/Acre	\$/Lb	Farm Gate Value
62	Montgomery	975	2,500	\$0.19	\$456,891
-	Morgan				\$0
-	Murray				\$0
-	Muscogee				\$0
-	Newton				\$0
-	Oconee				\$0
-	Oglethorpe				\$0
-	Paulding				\$0
71	Peach	720	1,500	\$0.19	\$202,500
-	Pickens				\$0
27	Pierce	8,746	2,800	\$0.19	\$4,591,650
-	Pike				\$0
-	Polk				\$0
32	Pulaski	7,149	2,800	\$0.19	\$3,753,225
-	Putnam				\$0
67	Quitman	684	2,500	\$0.19	\$320,625
-	Rabun				\$0
16	Randolph	13,011	3,000	\$0.19	\$7,318,688
-	Richmond				\$0
-	Rockdale				\$0
69	Schley	925	1,455	\$0.19	\$252,352
31	Screven	7,500	2,750	\$0.19	\$3,867,188
7	Seminole	15,722	3,900	\$0.20	\$12,263,160
-	Spalding				\$0
-	Stephens				\$0
59	Stewart	1,640	2,300	\$0.19	\$707,164
24	Sumter	10,003	2,600	\$0.19	\$4,876,463
-	Talbot				\$0
-	Taliaferro				\$0
51	Tattnall	2,552	2,750	\$0.19	\$1,315,875
65	Taylor	1,074	1,800	\$0.19	\$362,475
50	Telfair	2,879	2,500	\$0.19	\$1,349,531
23	Terrell	10,800	2,750	\$0.19	\$5,568,750
13	Thomas	15,700	2,900	\$0.19	\$8,536,875
18	Tift	12,811	2,900	\$0.19	\$6,965,981
56	Toombs	1,933	2,500	\$0.19	\$906,234
-	Towns				\$0
70	Treutlen	431	3,040	\$0.19	\$245,670
-	Troup				\$0
25	Turner	12,492	2,000	\$0.19	\$4,684,500
68	Twiggs	470	2,900	\$0.19	\$255,563
-	Union				\$0
-	Upson				\$0
-	Walker				\$0
-	Walton				\$0
39	Ware	5,115	2,750	\$0.19	\$2,637,422
72	Warren	450	1,500	\$0.19	\$126,563
47	Washington	3,175	2,750	\$0.19	\$1,637,109
42	Wayne	3,981	2,875	\$0.19	\$2,146,008
48	Webster	3,403	2,400	\$0.19	\$1,531,170
57	Wheeler	1,439	3,100	\$0.19	\$836,419

Rank	County	Acres	Lb/Acre	\$/Lb	Farm Gate Value
-	White				\$0
-	Whitfield				\$0
36	Wilcox	7,200	2,350	\$0.19	\$3,172,500
-	Wilkes				\$0
75	Wilkinson	84	2,300	\$0.19	\$36,225
3	Worth	25,562	2,750	\$0.19	\$13,180,406
<b>2006 Totals</b>		<b>592,003</b>	<b>2,888</b>	<b>\$0.19</b>	<b>\$321,334,435</b>

**Percent of Row and Forage Crops 21.39%**

## Top Ten Counties For Peanuts



## Top Ten Counties

### Peanuts

County	Acres	Yield	Price	Farm Gate Value
Miller	21,744	4,050	\$0.19	\$16,511,850
Decatur	22,500	3,900	\$0.19	\$16,453,125
Worth	25,562	2,750	\$0.19	\$13,180,406
Mitchell	23,273	3,000	\$0.19	\$13,091,063
Early	26,305	2,600	\$0.19	\$12,823,688
Irwin	22,640	2,900	\$0.19	\$12,310,500
Seminole	15,722	3,900	\$0.20	\$12,263,160
Coffee	20,661	2,700	\$0.19	\$10,459,631
Baker	15,200	3,605	\$0.19	\$10,274,250
Calhoun	16,145	3,240	\$0.19	\$9,808,088

# Rye

# Farm Gate Value 2006

Rank	County	Acres	Bu/Acre	\$/Bu	Farm Gate Value	Rank	County	Acres	Bu/Acre	\$/Bu	Farm Gate Value
58	Appling	375	27	\$4.00	\$40,500	59	Elbert	400	25	\$4.00	\$40,000
25	Atkinson	1,373	26	\$4.00	\$142,792	77	Emanuel	159	26	\$4.00	\$16,536
38	Bacon	800	26	\$4.00	\$83,200	33	Evans	900	27	\$4.00	\$97,200
68	Baker	300	22	\$4.00	\$26,400	-	Fannin				\$0
69	Baldwin	250	26	\$4.00	\$26,000	-	Fayette				\$0
91	Banks	100	15	\$4.00	\$6,000	-	Floyd				\$0
-	Barrow				\$0	-	Forsyth				\$0
-	Bartow				\$0	60	Franklin	450	22	\$4.00	\$39,600
66	Ben Hill	300	26	\$4.00	\$31,200	-	Fulton				\$0
71	Berrien	255	21	\$4.00	\$21,420	-	Gilmer				\$0
94	Bibb	45	26	\$4.00	\$4,680	24	Glascocock	800	45	\$4.00	\$144,000
46	Bleckley	590	27	\$4.00	\$63,720	-	Glynn				\$0
-	Brantley				\$0	-	Gordon				\$0
53	Brooks	400	30	\$4.00	\$48,000	-	Grady				\$0
86	Bryan	100	24	\$4.00	\$9,600	-	Greene				\$0
14	Bulloch	1,767	31	\$4.00	\$219,108	-	Gwinnett				\$0
28	Burke	1,200	26	\$4.00	\$124,800	15	Habersham	2,000	26	\$4.00	\$208,000
85	Butts	100	25	\$4.00	\$10,000	69	Hall	100	26	\$10.00	\$26,000
63	Calhoun	210	40	\$4.00	\$33,600	83	Hancock	100	30	\$4.00	\$12,000
-	Camden				\$0	-	Haralson				\$0
6	Candler	3,000	25	\$4.00	\$300,000	13	Harris	500	45	\$10.00	\$225,000
-	Carroll				\$0	40	Hart	750	26	\$4.00	\$78,000
-	Catoosa				\$0	-	Heard				\$0
-	Charlton				\$0	64	Henry	400	20	\$4.00	\$32,000
-	Chatham				\$0	27	Houston	1,222	26	\$4.00	\$127,088
-	Chattahoochee				\$0	43	Irwin	713	26	\$4.00	\$74,152
-	Chattooga				\$0	39	Jackson	1,000	20	\$4.00	\$80,000
-	Cherokee				\$0	49	Jasper	500	26	\$4.00	\$52,000
79	Clarke	111	35	\$4.00	\$15,540	54	Jeff Davis	457	26	\$4.00	\$47,528
22	Clay	1,456	25	\$4.00	\$145,600	1	Jefferson	4,347	32	\$4.00	\$556,416
-	Clayton				\$0	16	Jenkins	1,858	25	\$4.00	\$185,800
-	Clinch				\$0	30	Johnson	1,210	21	\$4.00	\$101,640
-	Cobb				\$0	-	Jones				\$0
7	Coffee	2,994	25	\$4.00	\$299,400	93	Lamar	50	26	\$4.00	\$5,200
10	Colquitt	1,623	16	\$10.00	\$259,680	64	Lanier	200	40	\$4.00	\$32,000
-	Columbia				\$0	4	Laurens	3,990	26	\$4.00	\$414,960
32	Cook	700	35	\$4.00	\$98,000	81	Lee	100	35	\$4.00	\$13,986
90	Coweta	67	26	\$4.00	\$6,968	-	Liberty				\$0
76	Crawford	175	25	\$4.00	\$17,500	88	Lincoln	75	30	\$4.00	\$9,000
11	Crisp	2,221	26	\$4.00	\$230,984	35	Long	885	26	\$4.00	\$92,040
-	Dade				\$0	36	Lowndes	750	30	\$4.00	\$90,000
-	Dawson				\$0	-	Lumpkin				\$0
75	Decatur	200	22	\$4.00	\$17,600	12	Macon	5,678	10	\$4.00	\$227,120
-	DeKalb				\$0	92	Madison	40	28	\$5.00	\$5,600
3	Dodge	4,200	30	\$4.00	\$504,000	48	Marion	343	20	\$8.00	\$54,880
41	Dooly	631	30	\$4.00	\$75,720	67	McDuffie	300	25	\$4.00	\$30,000
96	Dougherty	25	16	\$4.00	\$1,600	-	McIntosh				\$0
-	Douglas				\$0	5	Meriwether	3,800	24	\$4.00	\$364,800
26	Early	1,097	30	\$4.00	\$131,640	42	Miller	1,250	15	\$4.00	\$75,000
-	Echols				\$0	62	Mitchell	369	25	\$4.00	\$36,900
8	Effingham	1,100	27	\$10.00	\$297,000	-	Monroe				\$0

# Rye


# Farm Gate Value 2006

Rank	County	Acres	Bu/Acre	\$/Bu	Farm Gate Value
50	Montgomery	808	16	\$4.00	\$51,706
-	Morgan				\$0
-	Murray				\$0
-	Muscogee				\$0
39	Newton	400	50	\$4.00	\$80,000
57	Oconee	350	30	\$4.00	\$42,000
70	Oglethorpe	225	26	\$4.00	\$23,400
-	Paulding				\$0
47	Peach	500	30	\$4.00	\$60,000
-	Pickens				\$0
52	Pierce	465	26	\$4.00	\$48,360
74	Pike	170	26	\$4.00	\$17,680
-	Polk				\$0
73	Pulaski	150	30	\$4.00	\$18,000
95	Putnam	50	18	\$4.00	\$3,600
51	Quitman	638	20	\$4.00	\$51,040
-	Rabun				\$0
20	Randolph	2,160	20	\$4.00	\$172,800
89	Richmond	80	27	\$4.00	\$8,618
-	Rockdale				\$0
80	Schley	110	35	\$4.00	\$15,400
19	Screven	1,700	26	\$4.00	\$176,800
84	Seminole	95	30	\$4.00	\$11,400
-	Spalding				\$0
-	Stephens				\$0
72	Stewart	217	24	\$4.00	\$20,870
17	Sumter	1,172	38	\$4.00	\$178,144
31	Talbot	250	40	\$10.00	\$100,000
-	Taliaferro				\$0
34	Tattnall	933	26	\$4.00	\$97,032
55	Taylor	610	19	\$4.00	\$46,360
21	Telfair	1,632	25	\$4.00	\$163,200
44	Terrell	735	25	\$4.00	\$73,500
23	Thomas	950	38	\$4.00	\$144,400
9	Tift	2,741	26	\$4.00	\$285,064
61	Toombs	374	25	\$4.00	\$37,400
-	Towns				\$0
65	Treutlen	318	25	\$4.00	\$31,800
29	Troup	1,000	30	\$4.00	\$120,000
18	Turner	888	20	\$10.00	\$177,600
78	Twiggs	208	19	\$4.00	\$15,808
-	Union				\$0
-	Upson				\$0
-	Walker				\$0
36	Walton	750	30	\$4.00	\$90,000
-	Ware				\$0
45	Warren	400	40	\$4.00	\$64,000
47	Washington	600	25	\$4.00	\$60,000
56	Wayne	310	35	\$4.00	\$43,400
87	Webster	91	25	\$4.00	\$9,070
2	Wheeler	1,486	29	\$12.00	\$517,128

Rank	County	Acres	Bu/Acre	\$/Bu	Farm Gate Value
-	White				\$0
-	Whitfield				\$0
6	Wilcox	1,500	20	\$10.00	\$300,000
-	Wilkes				\$0
82	Wilkinson	202	15	\$4.00	\$12,120
37	Worth	858	26	\$4.00	\$89,232
<b>2006 Totals</b>		<b>89,587</b>	<b>26</b>	<b>\$5.23</b>	<b>\$10,343,630</b>

**Percent of Row and Forage Crops 0.69%**

## Top Ten Counties For Rye



## Top Ten Counties

### Rye

County	Acres	Yield	Price	Farm Gate Value
Jefferson	4,347	32	\$4.00	\$556,416
Wheeler	1,486	29	\$12.00	\$517,128
Dodge	4,200	30	\$4.00	\$504,000
Laurens	3,990	26	\$4.00	\$414,960
Meriwether	3,800	24	\$4.00	\$364,800
Candler	3,000	25	\$4.00	\$300,000
Wilcox	1,500	20	\$10.00	\$300,000
Coffee	2,994	25	\$4.00	\$299,400
Effingham	1,100	27	\$10.00	\$297,000
Tift	2,741	26	\$4.00	\$285,064

# Silage

# Farm Gate Value 2006

Rank	County	Acres	Tons/ Acre	\$/Ton	Farm Gate Value	Rank	County	Acres	Tons/ Acre	\$/Ton	Farm Gate Value
16	Appling	1,000	17	\$28	\$467,500	33	Elbert	650	10	\$28	\$178,750
-	Atkinson				\$0	-	Emanuel				\$0
20	Bacon	800	17	\$28	\$374,000	-	Evans				\$0
21	Baker	800	16	\$28	\$352,000	-	Fannin				\$0
-	Baldwin				\$0	-	Fayette				\$0
73	Banks	30	6	\$28	\$4,950	63	Floyd	120	17	\$28	\$56,100
-	Barrow				\$0	50	Forsyth	250	15	\$28	\$103,125
46	Bartow	250	17	\$28	\$116,875	-	Franklin				\$0
36	Ben Hill	350	17	\$28	\$163,625	-	Fulton				\$0
35	Berrien	400	15	\$28	\$165,000	46	Gilmer	250	17	\$28	\$116,875
-	Bibb				\$0	62	Glascock	300	7	\$28	\$57,750
-	Bleckley				\$0	-	Glynn				\$0
-	Brantley				\$0	59	Gordon	120	17	\$30	\$61,200
1	Brooks	5,496	21	\$29	\$3,314,364	24	Grady	650	17	\$30	\$331,500
-	Bryan				\$0	39	Greene	350	15	\$30	\$157,500
-	Bulloch				\$0	-	Gwinnett				\$0
2	Burke	5,500	21	\$28	\$3,176,250	29	Habersham	500	17	\$28	\$233,750
-	Butts				\$0	19	Hall	850	15	\$30	\$382,500
-	Calhoun				\$0	28	Hancock	800	13	\$28	\$286,000
-	Camden				\$0	-	Haralson				\$0
-	Candler				\$0	-	Harris				\$0
-	Carroll				\$0	12	Hart	1,250	16	\$28	\$550,000
-	Catoosa				\$0	63	Heard	100	17	\$33	\$56,100
69	Charlton	50	17	\$28	\$23,375	-	Henry				\$0
-	Chatham				\$0	31	Houston	450	15	\$28	\$185,625
-	Chattahoochee				\$0	17	Irwin	650	21	\$30	\$409,500
48	Chattooga	240	17	\$28	\$112,200	-	Jackson				\$0
-	Cherokee				\$0	44	Jasper	250	17	\$30	\$127,500
71	Clarke	90	8	\$28	\$18,563	-	Jeff Davis				\$0
-	Clay				\$0	10	Jefferson	1,018	23	\$28	\$643,885
-	Clayton				\$0	7	Jenkins	4,500	12	\$28	\$1,485,000
-	Clinch				\$0	70	Johnson	40	20	\$28	\$22,000
-	Cobb				\$0	58	Jones	150	15	\$28	\$61,875
27	Coffee	640	17	\$28	\$299,200	13	Lamar	1,240	14	\$28	\$492,080
57	Colquitt	125	20	\$30	\$76,500	-	Lanier				\$0
60	Columbia	130	17	\$28	\$60,775	61	Laurens	143	15	\$28	\$58,988
-	Cook				\$0	8	Lee	1,498	19	\$28	\$782,810
51	Coweta	220	17	\$28	\$102,850	-	Liberty				\$0
-	Crawford				\$0	-	Lincoln				\$0
-	Crisp				\$0	-	Long				\$0
-	Dade				\$0	-	Lowndes				\$0
-	Dawson				\$0	56	Lumpkin	160	17	\$30	\$81,600
6	Decatur	2,500	23	\$28	\$1,581,250	3	Macon	4,000	20	\$28	\$2,200,000
-	DeKalb				\$0	72	Madison	26	15	\$28	\$10,725
-	Dodge				\$0	-	Marion				\$0
64	Dooly	150	12	\$28	\$49,500	23	McDuffie	900	14	\$28	\$346,500
-	Dougherty				\$0	-	McIntosh				\$0
-	Douglas				\$0	68	Meriwether	40	25	\$28	\$27,500
-	Early				\$0	30	Miller	325	25	\$28	\$223,438
-	Echols				\$0	31	Mitchell	450	15	\$28	\$185,625
66	Effingham	100	17	\$28	\$46,750	37	Monroe	586	10	\$28	\$161,150

# Silage

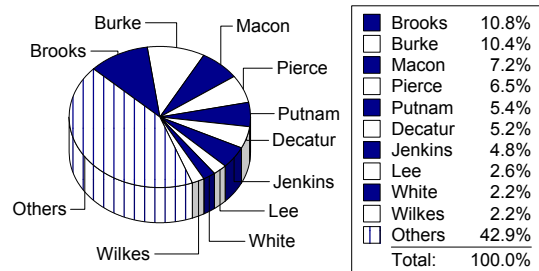
# Farm Gate Value 2006

Rank	County	Acres	Tons/Acre	\$/Ton	Farm Gate Value
-	Montgomery				\$0
22	Morgan	650	18	\$30	\$351,000
-	Murray				\$0
-	Muscogee				\$0
67	Newton	150	9	\$30	\$40,500
49	Oconee	225	17	\$28	\$105,188
26	Oglethorpe	600	17	\$30	\$306,000
65	Paulding	215	8	\$28	\$47,300
55	Peach	250	12	\$28	\$82,500
-	Pickens				\$0
4	Pierce	4,000	18	\$28	\$1,980,000
54	Pike	191	17	\$28	\$89,293
-	Polk				\$0
-	Pulaski				\$0
5	Putnam	1,500	38	\$29	\$1,653,000
-	Quitman				\$0
-	Rabun				\$0
47	Randolph	230	18	\$28	\$113,850
41	Richmond	300	19	\$28	\$156,750
-	Rockdale				\$0
-	Schley				\$0
66	Screven	100	17	\$28	\$46,750
18	Seminole	800	18	\$28	\$396,000
-	Spalding				\$0
-	Stephens				\$0
-	Stewart				\$0
-	Sumter				\$0
-	Talbot				\$0
-	Taliaferro				\$0
52	Tattnall	200	17	\$30	\$102,000
-	Taylor				\$0
-	Telfair				\$0
-	Terrell				\$0
53	Thomas	180	19	\$28	\$91,575
45	Tift	250	18	\$28	\$123,750
34	Toombs	400	16	\$28	\$176,000
-	Towns				\$0
-	Treutlen				\$0
-	Troup				\$0
38	Turner	383	15	\$28	\$157,988
-	Twiggs				\$0
-	Union				\$0
32	Upson	353	17	\$30	\$180,030
43	Walker	300	18	\$28	\$148,500
-	Walton				\$0
15	Ware	1,068	16	\$28	\$469,920
25	Warren	1,500	8	\$28	\$330,000
35	Washington	500	12	\$28	\$165,000
11	Wayne	1,250	18	\$28	\$618,750
40	Webster	749	7	\$30	\$157,227
-	Wheeler				\$0

Rank	County	Acres	Tons/Acre	\$/Ton	Farm Gate Value
9	White	1,100	20	\$30	\$660,000
-	Whitfield				\$0
14	Wilcox	600	20	\$40	\$480,000
9	Wilkes	1,200	20	\$28	\$660,000
-	Wilkinson				\$0
42	Worth	332	17	\$28	\$155,210
<b>2006 Totals</b>		<b>61,063</b>	<b>18</b>	<b>\$28.18</b>	<b>\$30,626,555</b>

**Percent of Row and Forage Crops 2.04%**

## Top Ten Counties For Silage



## Top Ten Counties

### Silage

County	Acres	Yield	Price	Farm Gate Value
Brooks	5,496	21	\$28.54	\$3,314,364
Burke	5,500	21	\$27.50	\$3,176,250
Macon	4,000	20	\$27.50	\$2,200,000
Pierce	4,000	18	\$27.50	\$1,980,000
Putnam	1,500	38	\$29.00	\$1,653,000
Decatur	2,500	23	\$27.50	\$1,581,250
Jenkins	4,500	12	\$27.50	\$1,485,000
Lee	1,498	19	\$27.50	\$782,810
White	1,100	20	\$30.00	\$660,000
Wilkes	1,200	20	\$27.50	\$660,000

# Sorghum

# Farm Gate Value 2006

Rank	County	Acres	Bu/Acre	\$/Bu	Farm Gate Value	Rank	County	Acres	Bu/Acre	\$/Bu	Farm Gate Value
49	Appling	100	50	\$2.55	\$12,750	50	Elbert	150	30	\$2.55	\$11,475
60	Atkinson	53	45	\$2.55	\$6,082	51	Emanuel	94	45	\$2.55	\$10,787
30	Bacon	300	45	\$2.55	\$34,425	65	Evans	50	40	\$2.55	\$5,100
3	Baker	2,000	50	\$2.55	\$255,000	-	Fannin				\$0
47	Baldwin	125	45	\$2.55	\$14,344	-	Fayette				\$0
-	Banks				\$0	59	Floyd	55	45	\$2.55	\$6,311
-	Barrow				\$0	-	Forsyth				\$0
-	Bartow				\$0	23	Franklin	450	40	\$2.55	\$45,900
27	Ben Hill	341	45	\$2.55	\$39,130	-	Fulton				\$0
17	Berrien	755	38	\$2.55	\$73,160	-	Gilmer				\$0
-	Bibb				\$0	38	Glascock	250	35	\$2.55	\$22,313
-	Bleckley				\$0	-	Glynn				\$0
-	Brantley				\$0	63	Gordon	50	41	\$2.55	\$5,228
20	Brooks	270	80	\$2.55	\$55,080	18	Grady	379	65	\$2.55	\$62,819
-	Bryan				\$0	-	Greene				\$0
-	Bulloch				\$0	-	Gwinnett				\$0
28	Burke	300	50	\$2.55	\$38,250	-	Habersham				\$0
-	Butts				\$0	-	Hall				\$0
21	Calhoun	679	30	\$2.55	\$51,944	-	Hancock				\$0
-	Camden				\$0	-	Haralson				\$0
-	Candler				\$0	-	Harris				\$0
-	Carroll				\$0	15	Hart	750	45	\$2.55	\$86,063
76	Catoosa	8	25	\$2.55	\$497	-	Heard				\$0
-	Charlton				\$0	57	Henry	75	40	\$2.55	\$7,650
-	Chatham				\$0	10	Houston	1,036	45	\$2.55	\$118,881
-	Chattahoochee				\$0	-	Irwin				\$0
75	Chattooga	9	30	\$2.55	\$689	40	Jackson	500	15	\$2.55	\$19,125
-	Cherokee				\$0	-	Jasper				\$0
-	Clarke				\$0	-	Jeff Davis				\$0
43	Clay	176	40	\$2.55	\$17,952	24	Jefferson	413	42	\$2.55	\$44,232
-	Clayton				\$0	66	Jenkins	55	32	\$2.55	\$4,488
-	Clinch				\$0	45	Johnson	106	60	\$2.55	\$16,218
-	Cobb				\$0	-	Jones				\$0
58	Coffee	62	45	\$2.55	\$7,115	62	Lamar	50	45	\$2.55	\$5,738
52	Colquitt	68	60	\$2.55	\$10,404	-	Lanier				\$0
-	Columbia				\$0	19	Laurens	432	51	\$2.55	\$56,182
-	Cook				\$0	41	Lee	187	40	\$2.55	\$19,074
73	Coweta	10	45	\$2.55	\$1,148	-	Liberty				\$0
-	Crawford				\$0	-	Lincoln				\$0
4	Crisp	2,152	45	\$2.55	\$246,942	-	Long				\$0
-	Dade				\$0	22	Lowndes	250	80	\$2.55	\$51,000
-	Dawson				\$0	-	Lumpkin				\$0
16	Decatur	651	45	\$2.55	\$74,702	13	Macon	900	40	\$2.55	\$91,800
-	DeKalb				\$0	56	Madison	60	55	\$2.55	\$8,415
6	Dodge	1,100	55	\$2.55	\$154,275	50	Marion	75	60	\$2.55	\$11,475
9	Dooly	1,009	55	\$2.55	\$141,512	33	McDuffie	200	50	\$2.55	\$25,500
34	Dougherty	216	45	\$2.55	\$24,797	-	McIntosh				\$0
-	Douglas				\$0	61	Meriwether	45	52	\$2.55	\$5,967
11	Early	630	70	\$2.55	\$112,455	44	Miller	234	30	\$2.55	\$17,901
-	Echols				\$0	5	Mitchell	1,467	65	\$2.55	\$243,155
62	Effingham	50	45	\$2.55	\$5,738	-	Monroe				\$0

# Sorghum

# Farm Gate Value 2006

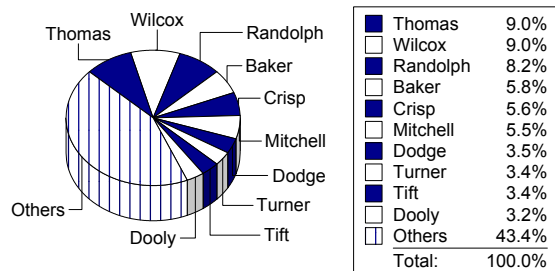
Rank	County	Acres	Bu/Acre	\$/Bu	Farm Gate Value
64	Montgomery	51	40	\$2.55	\$5,212
-	Morgan				\$0
-	Murray				\$0
-	Muscogee				\$0
69	Newton	50	25	\$2.55	\$3,188
53	Oconee	75	50	\$2.55	\$9,563
37	Oglethorpe	200	45	\$2.55	\$22,950
-	Paulding				\$0
47	Peach	125	45	\$2.55	\$14,344
-	Pickens				\$0
-	Pierce				\$0
-	Pike				\$0
-	Polk				\$0
12	Pulaski	682	55	\$2.55	\$95,651
55	Putnam	75	45	\$2.55	\$8,606
31	Quitman	276	45	\$2.55	\$31,671
72	Rabun	10	55	\$2.55	\$1,403
2	Randolph	2,840	50	\$2.55	\$362,100
-	Richmond				\$0
71	Rockdale	15	50	\$2.55	\$1,913
74	Schley	10	40	\$2.55	\$1,020
25	Screven	365	45	\$2.55	\$41,884
29	Seminole	250	55	\$2.55	\$35,063
-	Spalding				\$0
-	Stephens				\$0
-	Stewart				\$0
14	Sumter	894	40	\$2.55	\$91,188
-	Talbot				\$0
-	Taliaferro				\$0
42	Tattnall	162	45	\$2.55	\$18,590
46	Taylor	112	52	\$2.55	\$14,851
36	Telfair	228	40	\$2.55	\$23,256
39	Terrell	300	28	\$2.55	\$21,420
1	Thomas	2,400	65	\$2.55	\$397,800
8	Tift	1,210	48	\$2.55	\$148,104
67	Toombs	41	41	\$2.55	\$4,287
-	Towns				\$0
68	Treutlen	36	41	\$2.55	\$3,764
-	Troup				\$0
7	Turner	848	70	\$2.55	\$151,368
-	Twiggs				\$0
-	Union				\$0
-	Upson				\$0
69	Walker	25	50	\$2.55	\$3,188
32	Walton	600	20	\$2.55	\$30,600
-	Ware				\$0
-	Warren				\$0
48	Washington	100	55	\$2.55	\$14,025
54	Wayne	100	35	\$2.55	\$8,925
35	Webster	183	50	\$2.55	\$23,333
70	Wheeler	17	62	\$2.55	\$2,688

Rank	County	Acres	Bu/Acre	\$/Bu	Farm Gate Value
-	White				\$0
-	Whitfield				\$0
1	Wilcox	2,400	65	\$2.55	\$397,800
-	Wilkes				\$0
-	Wilkinson				\$0
26	Worth	359	45	\$2.55	\$41,195

**2006 Totals**      **34,416**      **50**      **\$2.55**      **\$4,412,129**

**Percent of Row and Forage Crops**      **0.29%**

## Top Ten Counties For Sorghum



## Top Ten Counties

### Sorghum

County	Acres	Yield	Price	Farm Gate Value
Thomas	2,400	65	\$2.55	\$397,800
Wilcox	2,400	65	\$2.55	\$397,800
Randolph	2,840	50	\$2.55	\$362,100
Baker	2,000	50	\$2.55	\$255,000
Crisp	2,152	45	\$2.55	\$246,942
Mitchell	1,467	65	\$2.55	\$243,155
Dodge	1,100	55	\$2.55	\$154,275
Turner	848	70	\$2.55	\$151,368
Tift	1,210	48	\$2.55	\$148,104
Dooley	1,009	55	\$2.55	\$141,512

# Soybeans

# Farm Gate Value 2006

Rank	County	Acres	Bu/Acre	\$/Bu	Farm Gate Value	Rank	County	Acres	Bu/Acre	\$/Bu	Farm Gate Value
20	Appling	2,500	25	\$6.10	\$381,250	70	Elbert	500	20	\$6.10	\$61,000
90	Atkinson	62	25	\$6.10	\$9,455	41	Emanuel	1,685	20	\$6.10	\$205,570
45	Bacon	1,000	25	\$6.10	\$152,500	23	Evans	1,800	33	\$6.10	\$362,340
64	Baker	200	60	\$6.10	\$73,200	96	Fannin	50	15	\$6.10	\$4,575
-	Baldwin				\$0	91	Fayette	12	125	\$6.10	\$9,150
89	Banks	120	25	\$6.10	\$18,300	38	Floyd	1,407	25	\$6.10	\$214,568
-	Barrow				\$0	-	Forsyth				\$0
31	Bartow	1,736	25	\$6.10	\$264,710	45	Franklin	1,000	25	\$6.10	\$152,500
80	Ben Hill	201	25	\$6.10	\$30,653	-	Fulton				\$0
39	Berrien	1,575	22	\$6.10	\$211,365	-	Gilmer				\$0
64	Bibb	400	30	\$6.10	\$73,200	57	Glascocock	400	40	\$6.10	\$97,600
26	Bleckley	1,215	40	\$6.10	\$296,460	-	Glynn				\$0
95	Brantley	48	20	\$6.10	\$5,856	15	Gordon	3,780	25	\$6.10	\$576,450
33	Brooks	1,011	40	\$6.10	\$246,684	29	Grady	1,530	29	\$6.10	\$270,657
44	Bryan	800	32	\$6.10	\$156,160	93	Greene	50	25	\$6.10	\$7,625
1	Bulloch	9,634	32	\$6.10	\$1,880,557	-	Gwinnett				\$0
5	Burke	6,000	27	\$6.10	\$988,200	-	Habersham				\$0
76	Butts	225	35	\$6.10	\$48,038	-	Hall				\$0
88	Calhoun	131	27	\$6.10	\$21,576	-	Hancock				\$0
-	Camden				\$0	81	Haralson	150	32	\$6.10	\$29,280
9	Candler	3,000	40	\$6.10	\$732,000	-	Harris				\$0
-	Carroll				\$0	42	Hart	1,100	25	\$6.10	\$167,750
-	Catoosa				\$0	-	Heard				\$0
-	Charlton				\$0	72	Henry	400	24	\$6.10	\$58,560
-	Chatham				\$0	19	Houston	2,561	25	\$6.10	\$390,553
-	Chattahoochee				\$0	67	Irwin	414	25	\$6.10	\$63,135
43	Chattooga	1,075	25	\$6.10	\$163,938	85	Jackson	250	15	\$6.10	\$22,875
-	Cherokee				\$0	-	Jasper				\$0
78	Clarke	200	35	\$6.10	\$42,700	62	Jeff Davis	520	25	\$6.10	\$79,300
-	Clay				\$0	12	Jefferson	4,512	22	\$6.10	\$605,510
-	Clayton				\$0	17	Jenkins	2,463	28	\$6.10	\$420,680
94	Clinch	25	40	\$6.10	\$6,100	-	Johnson				\$0
-	Cobb				\$0	-	Jones				\$0
55	Coffee	683	25	\$6.10	\$104,158	74	Lamar	360	25	\$6.10	\$54,900
65	Colquitt	275	43	\$6.10	\$72,133	68	Lanier	255	40	\$6.10	\$62,220
-	Columbia				\$0	4	Laurens	9,017	20	\$6.10	\$1,100,074
54	Cook	500	35	\$6.10	\$106,750	25	Lee	1,667	30	\$6.10	\$305,043
-	Coweta				\$0	83	Liberty	151	28	\$6.10	\$25,791
86	Crawford	123	30	\$6.10	\$22,509	-	Lincoln				\$0
46	Crisp	947	25	\$6.10	\$144,418	52	Long	807	25	\$6.10	\$123,068
85	Dade	150	25	\$6.10	\$22,875	20	Lowndes	2,500	25	\$6.10	\$381,250
-	Dawson				\$0	-	Lumpkin				\$0
50	Decatur	625	35	\$6.10	\$133,438	16	Macon	4,316	20	\$6.10	\$526,552
-	DeKalb				\$0	62	Madison	500	26	\$6.10	\$79,300
32	Dodge	1,400	30	\$6.10	\$256,200	36	Marion	1,905	20	\$6.10	\$232,410
24	Dooly	2,140	25	\$6.10	\$326,350	66	McDuffie	300	35	\$6.10	\$64,050
47	Dougherty	902	25	\$6.10	\$137,494	-	McIntosh				\$0
-	Douglas				\$0	85	Meriwether	150	25	\$6.10	\$22,875
63	Early	548	22	\$6.10	\$73,542	92	Miller	132	10	\$6.10	\$8,052
-	Echols				\$0	-	Mitchell				\$0
22	Effingham	2,000	30	\$6.10	\$366,000	-	Monroe				\$0

# Soybeans

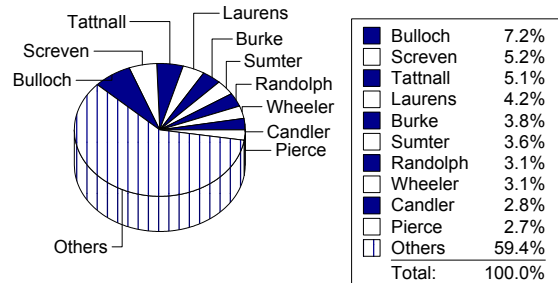
# Farm Gate Value 2006

Rank	County	Acres	Bu/Acre	\$/Bu	Farm Gate Value
18	Montgomery	3,323	20	\$6.10	\$405,406
-	Morgan				\$0
27	Murray	1,896	25	\$6.10	\$289,140
-	Muscogee				\$0
54	Newton	500	35	\$6.10	\$106,750
73	Oconee	310	30	\$6.10	\$56,730
-	Oglethorpe				\$0
-	Paulding				\$0
40	Peach	1,700	20	\$6.10	\$207,400
-	Pickens				\$0
10	Pierce	3,262	35	\$6.10	\$696,437
79	Pike	204	25	\$6.10	\$31,110
37	Polk	1,475	25	\$6.10	\$224,938
30	Pulaski	1,636	27	\$6.10	\$269,449
-	Putnam				\$0
-	Quitman				\$0
-	Rabun				\$0
7	Randolph	3,825	35	\$6.10	\$816,638
60	Richmond	515	27	\$6.10	\$84,821
-	Rockdale				\$0
82	Schley	580	8	\$6.10	\$28,304
2	Screven	9,000	25	\$6.10	\$1,372,500
69	Seminole	260	39	\$6.10	\$61,854
-	Spalding				\$0
-	Stephens				\$0
77	Stewart	372	20	\$6.10	\$45,335
6	Sumter	3,909	40	\$6.10	\$953,796
-	Talbot				\$0
-	Taliaferro				\$0
3	Tattnall	8,707	25	\$6.10	\$1,327,818
49	Taylor	1,100	20	\$6.10	\$134,200
21	Telfair	2,069	30	\$6.10	\$378,627
14	Terrell	2,400	40	\$6.10	\$585,600
35	Thomas	850	45	\$6.10	\$233,325
87	Tift	140	26	\$6.10	\$22,204
11	Toombs	4,669	24	\$6.10	\$683,600
-	Towns				\$0
58	Treutlen	726	22	\$6.10	\$97,429
-	Troup				\$0
61	Turner	555	25	\$6.10	\$84,638
84	Twiggs	162	25	\$6.10	\$24,705
-	Union				\$0
-	Upson				\$0
28	Walker	1,500	30	\$6.10	\$274,500
51	Walton	725	30	\$6.10	\$132,675
71	Ware	399	25	\$6.10	\$60,848
64	Warren	300	40	\$6.10	\$73,200
13	Washington	3,800	26	\$6.10	\$602,680
34	Wayne	1,168	34	\$6.10	\$242,243
75	Webster	338	25	\$6.10	\$51,606
8	Wheeler	3,399	39	\$6.10	\$808,622

Rank	County	Acres	Bu/Acre	\$/Bu	Farm Gate Value
-	White				\$0
53	Whitfield	500	40	\$6.10	\$122,000
56	Wilcox	675	25	\$6.10	\$102,938
-	Wilkes				\$0
59	Wilkinson	474	30	\$6.10	\$86,742
48	Worth	750	30	\$6.10	\$137,250
<b>2006 Totals</b>		<b>156,268</b>	<b>28</b>	<b>\$6.10</b>	<b>\$26,272,081</b>

Percent of Row and Forage Crops **1.75%**

## Top Ten Counties For Soybeans



## Top Ten Counties Soybeans

County	Acres	Yield	Price	Farm Gate Value
Bulloch	9,634	32	\$6.10	\$1,880,557
Screven	9,000	25	\$6.10	\$1,372,500
Tattnall	8,707	25	\$6.10	\$1,327,818
Laurens	9,017	20	\$6.10	\$1,100,074
Burke	6,000	27	\$6.10	\$988,200
Sumter	3,909	40	\$6.10	\$953,796
Randolph	3,825	35	\$6.10	\$816,638
Wheeler	3,399	39	\$6.10	\$808,622
Candler	3,000	40	\$6.10	\$732,000
Pierce	3,262	35	\$6.10	\$696,437

# Straw

# Farm Gate Value 2006

Rank	County	Acres	Bales/ Acre	\$/Bale	Farm Gate Value	Rank	County	Acres	Bales / Acre	\$/Bale	Farm Gate Value
70	Appling	100	80	\$1.90	\$15,200	42	Elbert	400	150	\$2.00	\$120,000
-	Atkinson				\$0	39	Emanuel	1,755	40	\$1.90	\$133,380
71	Bacon	100	75	\$1.90	\$14,250	26	Evans	1,700	75	\$1.90	\$242,250
59	Baker	300	70	\$1.90	\$39,900	81	Fannin	15	50	\$1.90	\$1,425
31	Baldwin	575	90	\$3.50	\$181,125	-	Fayette				\$0
55	Banks	500	60	\$1.90	\$57,000	-	Floyd				\$0
-	Barrow				\$0	-	Forsyth				\$0
50	Bartow	500	75	\$1.90	\$71,250	18	Franklin	2,500	70	\$1.90	\$332,500
58	Ben Hill	250	90	\$1.90	\$42,750	-	Fulton				\$0
78	Berrien	50	60	\$1.90	\$5,700	55	Gilmer	300	100	\$1.90	\$57,000
-	Bibb				\$0	34	Glascocock	1,600	50	\$1.90	\$152,000
23	Bleckley	1,900	75	\$1.90	\$270,750	-	Glynn				\$0
-	Brantley				\$0	55	Gordon	400	75	\$1.90	\$57,000
30	Brooks	2,500	40	\$1.90	\$190,000	72	Grady	100	70	\$2.00	\$14,000
-	Bryan				\$0	80	Greene	50	35	\$1.90	\$3,325
2	Bulloch	4,200	200	\$1.90	\$1,596,000	-	Gwinnett				\$0
8	Burke	4,000	100	\$1.90	\$760,000	-	Habersham				\$0
66	Butts	175	80	\$1.90	\$26,600	36	Hall	700	75	\$2.75	\$144,375
13	Calhoun	3,000	80	\$1.90	\$456,000	74	Hancock	100	60	\$1.90	\$11,400
-	Camden				\$0	57	Haralson	400	60	\$1.90	\$45,600
46	Candler	1,500	30	\$1.90	\$85,500	29	Harris	720	120	\$2.50	\$216,000
-	Carroll				\$0	35	Hart	900	85	\$1.90	\$145,350
-	Catoosa				\$0	-	Heard				\$0
-	Charlton				\$0	53	Henry	400	80	\$1.90	\$60,800
-	Chatham				\$0	9	Houston	4,000	85	\$1.90	\$646,000
-	Chattahoochee				\$0	37	Irwin	1,000	75	\$1.90	\$142,500
55	Chattooga	300	100	\$1.90	\$57,000	11	Jackson	4,000	75	\$1.90	\$570,000
68	Cherokee	174	75	\$1.90	\$24,795	30	Jasper	1,000	100	\$1.90	\$190,000
67	Clarke	305	45	\$1.90	\$26,078	51	Jeff Davis	450	80	\$1.90	\$68,400
41	Clay	1,000	70	\$1.90	\$133,000	28	Jefferson	9,675	3	\$8.57	\$223,870
-	Clayton				\$0	-	Jenkins				\$0
-	Clinch				\$0	7	Johnson	6,500	80	\$1.90	\$988,000
-	Cobb				\$0	-	Jones				\$0
55	Coffee	400	75	\$1.90	\$57,000	15	Lamar	2,900	75	\$1.90	\$413,250
61	Colquitt	218	88	\$1.90	\$36,450	-	Lanier				\$0
-	Columbia				\$0	1	Laurens	14,691	80	\$1.90	\$2,233,032
-	Cook				\$0	45	Lee	500	100	\$1.90	\$95,000
54	Coweta	414	75	\$1.90	\$58,995	-	Liberty				\$0
19	Crawford	1,090	160	\$1.90	\$331,360	-	Lincoln				\$0
38	Crisp	800	90	\$1.90	\$136,800	-	Long				\$0
76	Dade	50	75	\$1.90	\$7,125	-	Lowndes				\$0
-	Dawson				\$0	78	Lumpkin	40	75	\$1.90	\$5,700
-	Decatur				\$0	5	Macon	9,000	75	\$1.90	\$1,282,500
-	DeKalb				\$0	33	Madison	1,100	80	\$1.90	\$167,200
6	Dodge	7,000	85	\$1.90	\$1,130,500	27	Marion	1,500	75	\$2.00	\$225,000
47	Dooly	500	85	\$1.90	\$80,750	-	McDuffie				\$0
70	Dougherty	200	40	\$1.90	\$15,200	-	McIntosh				\$0
75	Douglas	80	50	\$1.90	\$7,600	25	Meriwether	1,000	135	\$1.90	\$256,500
14	Early	3,000	75	\$1.90	\$427,500	55	Miller	1,500	20	\$1.90	\$57,000
-	Echols				\$0	51	Mitchell	400	90	\$1.90	\$68,400
-	Effingham				\$0	-	Monroe				\$0

# Straw

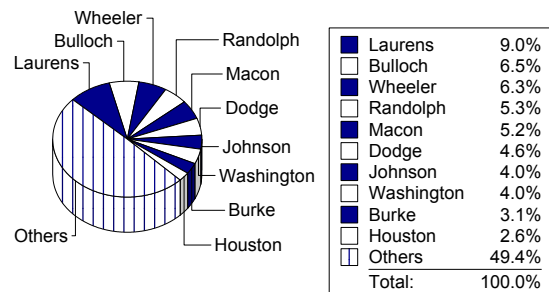
# Farm Gate Value 2006

Rank	County	Acres	Bales/ Acre	\$/Bale	Farm Gate Value
-	Montgomery				\$0
37	Morgan	1,000	75	\$1.90	\$142,500
65	Murray	200	75	\$1.90	\$28,500
51	Muscogee	600	60	\$1.90	\$68,400
45	Newton	500	100	\$1.90	\$95,000
26	Oconee	1,500	85	\$1.90	\$242,250
45	Oglethorpe	500	100	\$1.90	\$95,000
-	Paulding				\$0
22	Peach	1,800	80	\$1.90	\$273,600
-	Pickens				\$0
-	Pierce				\$0
37	Pike	1,000	75	\$1.90	\$142,500
77	Polk	45	75	\$1.90	\$6,413
21	Pulaski	2,000	75	\$1.90	\$285,000
-	Putnam				\$0
-	Quitman				\$0
-	Rabun				\$0
4	Randolph	8,572	80	\$1.90	\$1,302,944
76	Richmond	50	75	\$1.90	\$7,125
-	Rockdale				\$0
60	Schley	400	50	\$1.90	\$38,000
50	Screven	500	75	\$1.90	\$71,250
20	Seminole	1,600	100	\$1.90	\$304,000
24	Spalding	1,700	80	\$1.90	\$258,400
-	Stephens				\$0
-	Stewart				\$0
45	Sumter	500	100	\$1.90	\$95,000
43	Talbot	450	125	\$1.90	\$106,875
-	Taliaferro				\$0
71	Tattnall	100	75	\$1.90	\$14,250
40	Taylor	934	75	\$1.90	\$133,095
48	Telfair	500	80	\$1.90	\$76,000
17	Terrell	2,500	75	\$1.90	\$356,250
56	Thomas	300	90	\$1.90	\$51,300
63	Tift	250	70	\$1.90	\$33,250
-	Toombs				\$0
-	Towns				\$0
52	Treutlen	610	55	\$1.90	\$63,745
64	Troup	75	220	\$1.90	\$31,350
12	Turner	2,800	100	\$1.90	\$532,000
74	Twiggs	100	60	\$1.90	\$11,400
-	Union				\$0
73	Upson	100	65	\$2.00	\$13,000
10	Walker	1,900	125	\$2.50	\$593,750
37	Walton	1,000	75	\$1.90	\$142,500
-	Ware				\$0
32	Warren	600	150	\$1.90	\$171,000
7	Washington	6,500	80	\$1.90	\$988,000
69	Wayne	150	80	\$1.90	\$22,800
44	Webster	836	65	\$1.90	\$103,271
3	Wheeler	5,500	115	\$2.45	\$1,549,625

Rank	County	Acres	Bales / Acre	\$/Bale	Farm Gate Value
79	White	30	70	\$1.90	\$3,990
-	Whitfield				\$0
16	Wilcox	2,500	85	\$1.90	\$403,750
-	Wilkes				\$0
62	Wilkinson	250	75	\$1.90	\$35,625
49	Worth	475	80	\$1.90	\$72,200
<b>2006 Totals</b>		<b>157,404</b>	<b>80</b>	<b>\$2.03</b>	<b>\$24,675,841</b>

Percent of Row and Forage Crops **1.64%**

## Top Ten Counties For Straw



## Top Ten Counties

### Straw

County	Acres	Yield	Price	Farm Gate Value
Laurens	14,691	80	\$1.90	\$2,233,032
Bulloch	4,200	200	\$1.90	\$1,596,000
Wheeler	5,500	115	\$2.45	\$1,549,625
Randolph	8,572	80	\$1.90	\$1,302,944
Macon	9,000	75	\$1.90	\$1,282,500
Dodge	7,000	85	\$1.90	\$1,130,500
Johnson	6,500	80	\$1.90	\$988,000
Washington	6,500	80	\$1.90	\$988,000
Burke	4,000	100	\$1.90	\$760,000
Houston	4,000	85	\$1.90	\$646,000

# Tobacco

# Farm Gate Value 2006

Rank	County	Acres	Lb/Acre	\$/Lb	Farm Gate Value	Rank	County	Acres	Lb/Acre	\$/Lb	Farm Gate Value
5	Appling	1,280	1,900	\$1.45	\$3,526,400	-	Elbert				\$0
2	Atkinson	1,544	2,000	\$1.45	\$4,477,600	20	Emanuel	252	1,770	\$1.45	\$646,758
9	Bacon	905	1,770	\$1.45	\$2,322,683	25	Evans	96	2,100	\$1.45	\$292,320
-	Baker				\$0	-	Fannin				\$0
-	Baldwin				\$0	-	Fayette				\$0
-	Banks				\$0	-	Floyd				\$0
-	Barrow				\$0	-	Forsyth				\$0
-	Bartow				\$0	-	Franklin				\$0
26	Ben Hill	100	1,950	\$1.45	\$282,750	-	Fulton				\$0
4	Berrien	1,020	2,500	\$1.45	\$3,697,500	-	Gilmer				\$0
-	Bibb				\$0	-	Glascock				\$0
-	Bleckley				\$0	-	Glynn				\$0
24	Brantley	127	2,200	\$1.45	\$406,310	-	Gordon				\$0
16	Brooks	633	1,400	\$1.45	\$1,284,990	29	Grady	82	1,850	\$1.45	\$219,965
-	Bryan				\$0	-	Greene				\$0
18	Bulloch	355	2,200	\$1.45	\$1,132,450	-	Gwinnett				\$0
-	Burke				\$0	-	Habersham				\$0
-	Butts				\$0	-	Hall				\$0
-	Calhoun				\$0	-	Hancock				\$0
-	Camden				\$0	-	Haralson				\$0
15	Candler	500	1,900	\$1.45	\$1,377,500	-	Harris				\$0
-	Carroll				\$0	-	Hart				\$0
-	Catoosa				\$0	-	Heard				\$0
-	Charlton				\$0	-	Henry				\$0
-	Chatham				\$0	-	Houston				\$0
-	Chattahoochee				\$0	14	Irwin	485	2,000	\$1.45	\$1,406,500
-	Chattooga				\$0	-	Jackson				\$0
-	Cherokee				\$0	-	Jasper				\$0
-	Clarke				\$0	11	Jeff Davis	533	2,880	\$1.45	\$2,225,808
-	Clay				\$0	-	Jefferson				\$0
-	Clayton				\$0	34	Jenkins	20	2,200	\$1.45	\$63,800
30	Clinch	65	2,000	\$1.45	\$188,500	-	Johnson				\$0
-	Cobb				\$0	-	Jones				\$0
1	Coffee	2,177	2,400	\$1.45	\$7,575,960	-	Lamar				\$0
3	Colquitt	1,404	2,179	\$1.45	\$4,436,008	17	Lanier	365	2,250	\$1.45	\$1,190,813
-	Columbia				\$0	-	Laurens				\$0
6	Cook	960	2,500	\$1.45	\$3,480,000	-	Lee				\$0
-	Coweta				\$0	-	Liberty				\$0
-	Crawford				\$0	-	Lincoln				\$0
-	Crisp				\$0	32	Long	48	1,770	\$1.45	\$123,192
-	Dade				\$0	7	Lowndes	950	2,200	\$1.45	\$3,030,500
-	Dawson				\$0	-	Lumpkin				\$0
28	Decatur	60	2,500	\$1.50	\$225,000	-	Macon				\$0
-	DeKalb				\$0	-	Madison				\$0
31	Dodge	60	2,100	\$1.45	\$182,700	-	Marion				\$0
-	Dooly				\$0	-	McDuffie				\$0
-	Dougherty				\$0	-	McIntosh				\$0
-	Douglas				\$0	-	Meriwether				\$0
-	Early				\$0	-	Miller				\$0
23	Echols	106	2,700	\$1.45	\$414,990	33	Mitchell	35	2,200	\$1.45	\$111,650
-	Effingham				\$0	-	Monroe				\$0

# Tobacco

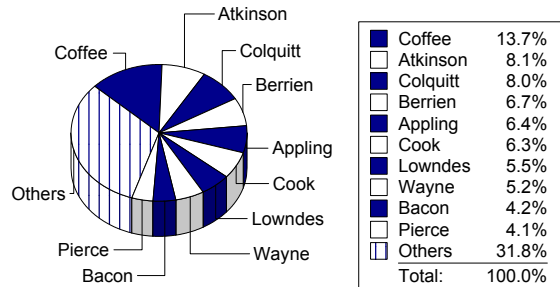
# Farm Gate Value 2006

Rank	County	Acres	Lb/Acre	\$/Lb	Farm Gate Value
-	Montgomery				\$0
-	Morgan				\$0
-	Murray				\$0
-	Muscogee				\$0
-	Newton				\$0
-	Oconee				\$0
-	Oglethorpe				\$0
-	Paulding				\$0
-	Peach				\$0
-	Pickens				\$0
10	Pierce	1,109	1,400	\$1.45	\$2,251,270
-	Pike				\$0
-	Polk				\$0
-	Pulaski				\$0
-	Putnam				\$0
-	Quitman				\$0
-	Rabun				\$0
-	Randolph				\$0
-	Richmond				\$0
-	Rockdale				\$0
-	Schley				\$0
-	Screven				\$0
-	Seminole				\$0
-	Spalding				\$0
-	Stephens				\$0
-	Stewart				\$0
-	Sumter				\$0
-	Talbot				\$0
-	Taliaferro				\$0
13	Tattnall	600	1,770	\$1.45	\$1,539,900
-	Taylor				\$0
-	Telfair				\$0
-	Terrell				\$0
21	Thomas	135	2,700	\$1.45	\$528,525
12	Tift	760	1,800	\$1.45	\$1,983,600
-	Toombs				\$0
-	Towns				\$0
27	Treutlen	91	1,800	\$1.45	\$237,510
-	Troup				\$0
36	Turner	1	1,700	\$1.45	\$1,627
-	Twiggs				\$0
35	Union	5	1,800	\$1.45	\$13,050
-	Upson				\$0
-	Walker				\$0
-	Walton				\$0
19	Ware	625	1,200	\$1.45	\$1,087,500
-	Warren				\$0
-	Washington				\$0
8	Wayne	1,118	1,785	\$1.45	\$2,894,492
-	Webster				\$0
-	Wheeler				\$0

Rank	County	Acres	Lb/Acre	\$/Lb	Farm Gate Value
-	White				\$0
-	Whitfield				\$0
-	Wilcox				\$0
-	Wilkes				\$0
-	Wilkinson				\$0
22	Worth	170	1,770	\$1.45	\$436,305
<b>2006 Totals</b>		<b>18,776</b>	<b>2,031</b>	<b>\$1.45</b>	<b>\$55,296,425</b>

**Percent of Row and Forage Crops 3.68%**

## Top Ten Counties For Tobacco



## Top Ten Counties

### Tobacco

County	Acres	Yield	Price	Farm Gate Value
Coffee	2,177	2,400	\$1.45	\$7,575,960
Atkinson	1,544	2,000	\$1.45	\$4,477,600
Colquitt	1,404	2,179	\$1.45	\$4,436,008
Berrien	1,020	2,500	\$1.45	\$3,697,500
Appling	1,280	1,900	\$1.45	\$3,526,400
Cook	960	2,500	\$1.45	\$3,480,000
Lowndes	950	2,200	\$1.45	\$3,030,500
Wayne	1,118	1,785	\$1.45	\$2,894,492
Bacon	905	1,770	\$1.45	\$2,322,683
Pierce	1,109	1,400	\$1.45	\$2,251,270

# Wheat

# Farm Gate Value 2006

Rank	County	Acres	Bu/Acre	\$/Bu	Farm Gate Value	Rank	County	Acres	Bu/Acre	\$/Bu	Farm Gate Value
64	Appling	700	49	\$3.70	\$126,910	73	Elbert	700	40	\$3.70	\$103,600
26	Atkinson	2,307	49	\$3.70	\$418,259	30	Emanuel	1,614	58	\$3.70	\$346,364
82	Bacon	400	49	\$3.70	\$72,520	48	Evans	1,200	50	\$3.70	\$222,000
61	Baker	800	50	\$3.70	\$148,000	105	Fannin	70	40	\$3.70	\$10,360
71	Baldwin	650	49	\$3.70	\$117,845	-	Fayette				\$0
-	Banks				\$0	95	Floyd	200	49	\$3.70	\$36,260
-	Barrow				\$0	-	Forsyth				\$0
92	Bartow	281	49	\$3.70	\$50,963	-	Franklin				\$0
40	Ben Hill	1,550	50	\$3.70	\$286,750	112	Fulton	5	42	\$3.70	\$777
86	Berrien	352	45	\$3.70	\$58,608	-	Gilmer				\$0
60	Bibb	827	49	\$3.70	\$149,935	49	Glascocock	1,600	35	\$3.70	\$207,200
18	Bleckley	2,651	61	\$3.70	\$598,331	-	Glynn				\$0
-	Brantley				\$0	54	Gordon	990	48	\$3.70	\$175,824
61	Brooks	500	80	\$3.70	\$148,000	58	Grady	754	55	\$3.70	\$153,439
97	Bryan	300	30	\$3.70	\$33,300	98	Greene	200	40	\$3.70	\$29,600
10	Bulloch	4,490	51	\$3.70	\$847,263	-	Gwinnett				\$0
11	Burke	4,000	50	\$3.70	\$740,000	29	Habersham	2,000	49	\$3.70	\$362,600
93	Butts	275	50	\$3.70	\$50,875	69	Hall	650	50	\$3.70	\$120,250
14	Calhoun	2,766	63	\$3.70	\$644,755	89	Hancock	500	30	\$3.70	\$55,500
-	Camden				\$0	-	Haralson				\$0
8	Candler	3,500	70	\$3.70	\$906,500	79	Harris	550	40	\$3.70	\$81,400
-	Carroll				\$0	39	Hart	1,600	49	\$3.70	\$290,080
102	Catoosa	125	40	\$3.70	\$18,500	104	Heard	60	49	\$3.70	\$10,878
-	Charlton				\$0	42	Henry	1,600	45	\$3.70	\$266,400
-	Chatham				\$0	17	Houston	3,479	49	\$3.70	\$630,743
-	Chattahoochee				\$0	37	Irwin	1,540	52	\$3.70	\$296,296
100	Chattooga	155	49	\$3.70	\$28,102	33	Jackson	3,500	25	\$3.70	\$323,750
-	Cherokee				\$0	52	Jasper	1,000	49	\$3.70	\$181,300
105	Clarke	70	40	\$3.70	\$10,360	81	Jeff Davis	422	49	\$3.70	\$76,509
87	Clay	393	40	\$3.70	\$58,164	1	Jefferson	9,780	64	\$3.70	\$2,315,904
-	Clayton				\$0	46	Jenkins	1,279	52	\$3.70	\$246,080
-	Clinch				\$0	7	Johnson	4,400	60	\$3.70	\$976,800
-	Cobb				\$0	-	Jones				\$0
55	Coffee	1,149	40	\$3.70	\$170,052	15	Lamar	2,150	80	\$3.70	\$636,400
65	Colquitt	669	51	\$3.70	\$126,240	101	Lanier	160	45	\$3.70	\$26,640
107	Columbia	47	49	\$3.70	\$8,521	2	Laurens	9,534	44	\$3.70	\$1,552,135
89	Cook	300	50	\$3.70	\$55,500	21	Lee	2,924	48	\$3.70	\$519,214
80	Coweta	437	49	\$3.70	\$79,228	-	Liberty				\$0
96	Crawford	240	40	\$3.70	\$35,520	-	Lincoln				\$0
50	Crisp	1,116	49	\$3.70	\$202,331	-	Long				\$0
106	Dade	50	49	\$3.70	\$9,065	41	Lowndes	1,500	50	\$3.70	\$277,500
-	Dawson				\$0	-	Lumpkin				\$0
25	Decatur	2,000	58	\$3.70	\$429,200	9	Macon	4,045	60	\$3.70	\$897,990
-	DeKalb				\$0	51	Madison	1,000	51	\$3.70	\$188,700
13	Dodge	3,800	50	\$3.70	\$703,000	63	Marion	1,144	32	\$3.70	\$135,450
12	Dooly	3,479	55	\$3.70	\$707,977	78	McDuffie	500	45	\$3.70	\$83,250
43	Dougherty	1,107	65	\$3.70	\$266,306	-	McIntosh				\$0
-	Douglas				\$0	79	Meriwether	400	55	\$3.70	\$81,400
19	Early	4,610	35	\$3.70	\$596,995	36	Miller	1,813	45	\$3.70	\$301,865
-	Echols				\$0	27	Mitchell	1,715	65	\$3.70	\$412,458
79	Effingham	550	40	\$3.70	\$81,400	83	Monroe	465	40	\$3.70	\$68,820

# Wheat

# Farm Gate Value 2006


Rank	County	Acres	Bu/Acre	\$/Bu	Farm Gate Value
62	Montgomery	851	45	\$3.70	\$141,758
48	Morgan	1,000	60	\$3.70	\$222,000
66	Murray	694	49	\$3.70	\$125,822
-	Muscogee				\$0
53	Newton	650	75	\$3.70	\$180,375
45	Oconee	1,250	54	\$3.70	\$249,750
74	Oglethorpe	500	49	\$3.70	\$90,650
-	Paulding				\$0
31	Peach	1,700	55	\$3.70	\$345,950
-	Pickens				\$0
44	Pierce	1,426	50	\$3.70	\$263,810
59	Pike	828	49	\$3.70	\$150,116
70	Polk	706	46	\$3.70	\$120,161
24	Pulaski	2,955	45	\$3.70	\$492,008
110	Putnam	20	40	\$3.70	\$2,960
67	Quitman	826	40	\$3.70	\$122,248
111	Rabun	15	50	\$3.70	\$2,775
3	Randolph	6,412	55	\$3.70	\$1,304,842
91	Richmond	265	52	\$3.70	\$50,986
-	Rockdale				\$0
72	Schley	625	48	\$3.70	\$111,000
52	Screven	1,000	49	\$3.70	\$181,300
28	Seminole	1,406	70	\$3.70	\$364,154
29	Spalding	1,400	70	\$3.70	\$362,600
-	Stephens				\$0
84	Stewart	461	40	\$3.70	\$68,154
6	Sumter	4,847	55	\$3.70	\$986,365
99	Talbot	175	45	\$3.70	\$29,138
-	Taliaferro				\$0
34	Tattnall	1,742	49	\$3.70	\$315,825
57	Taylor	1,028	41	\$3.70	\$155,948
32	Telfair	1,802	50	\$3.70	\$333,370
5	Terrell	6,000	50	\$3.70	\$1,110,000
20	Thomas	2,400	65	\$3.70	\$577,200
47	Tift	1,264	51	\$3.70	\$238,517
76	Toombs	509	48	\$3.70	\$89,369
-	Towns				\$0
75	Treutlen	537	45	\$3.70	\$89,411
88	Troup	400	38	\$3.70	\$56,240
35	Turner	1,395	60	\$3.70	\$309,690
-	Twiggs				\$0
-	Union				\$0
108	Upson	31	60	\$3.70	\$6,882
68	Walker	550	60	\$3.70	\$122,100
38	Walton	2,000	40	\$3.70	\$296,000
95	Ware	196	50	\$3.70	\$36,260
90	Warren	350	40	\$3.70	\$51,800
4	Washington	6,200	54	\$3.70	\$1,238,760
77	Wayne	431	56	\$3.70	\$89,303
56	Webster	1,004	45	\$3.70	\$167,133
23	Wheeler	2,500	54	\$3.70	\$499,500

Rank	County	Acres	Bu/Acre	\$/Bu	Farm Gate Value
109	White	30	30	\$3.70	\$3,330
103	Whitfield	100	45	\$3.70	\$16,650
16	Wilcox	3,500	49	\$3.70	\$634,550
94	Wilkes	250	50	\$3.70	\$46,250
85	Wilkinson	420	38	\$3.70	\$59,052
22	Worth	2,533	55	\$3.70	\$515,466

**2006 Totals**      **180,872**      **52**      **\$3.70**      **\$34,714,533**

**Percent of Row and Forage Crops**      **2.31%**

## Top Ten Counties For Wheat



## Top Ten Counties

### Wheat

County	Acres	Yield	Price	Farm Gate Value
Jefferson	9,780	64	\$3.70	\$2,315,904
Laurens	9,534	44	\$3.70	\$1,552,135
Randolph	6,412	55	\$3.70	\$1,304,842
Washington	6,200	54	\$3.70	\$1,238,760
Terrell	6,000	50	\$3.70	\$1,110,000
Sumter	4,847	55	\$3.70	\$986,365
Johnson	4,400	60	\$3.70	\$976,800
Candler	3,500	70	\$3.70	\$906,500
Macon	4,045	60	\$3.70	\$897,990
Bulloch	4,490	51	\$3.70	\$847,263

# Farm Gate Value 2006

## Miscellaneous Row and Forage Crops

County	Farm Gate Value	County	Farm Gate Value
Appling		Elbert	
Atkinson	\$42,780	Emanuel	\$3,960
Bacon	\$230,000	Evans	
Baker		Fannin	
Baldwin		Fayette	
Banks		Floyd	\$42,006
Barrow		Forsyth	
Bartow		Franklin	
Ben Hill		Fulton	
Berrien		Gilmer	
Bibb	\$360,000	Glascocock	
Bleckley		Glynn	
Brantley		Gordon	
Brooks	\$630,000	Grady	
Bryan		Greene	\$67,200
Bulloch	\$330,914	Gwinnett	
Burke		Habersham	
Butts		Hall	
Calhoun		Hancock	
Camden		Haralson	
Candler		Harris	
Carroll		Hart	\$131,500
Catoosa		Heard	
Charlton		Henry	
Chatham		Houston	
Chattahoochee		Irwin	\$135,024
Chattooga		Jackson	\$117,250
Cherokee		Jasper	
Clarke		Jeff Davis	\$235,240
Clay		Jefferson	\$1,253,230
Clayton		Jenkins	
Clinch	\$1,200	Johnson	
Cobb		Jones	\$5,625
Coffee	\$1,140,000	Lamar	\$507,500
Colquitt	\$1,265,163	Lanier	\$655,300
Columbia		Laurens	
Cook		Lee	\$2,070
Coweta	\$14,980	Liberty	
Crawford	\$10,730	Lincoln	
Crisp		Long	
Dade		Lowndes	\$825,000
Dawson		Lumpkin	
Decatur		Macon	
DeKalb		Madison	
Dodge		Marion	
Dooly		McDuffie	
Dougherty		McIntosh	
Douglas		Meriwether	
Early		Miller	
Echols		Mitchell	
Effingham		Monroe	

# Farm Gate Value 2006

## Miscellaneous Row and Forage Crops

County	Farm Gate Value	County	Farm Gate Value
Montgomery		White	
Morgan	\$60,000	Whitfield	
Murray		Wilcox	
Muscogee	\$72,000	Wilkes	
Newton	\$17,500	Wilkinson	
Oconee	\$11,250	Worth	\$215,960
Oglethorpe		<b>2006 Totals</b>	<b>\$10,178,970</b>
Paulding			
Peach		<b>Percent of Row and Forage Crops</b>	<b>0.68%</b>
Pickens			
Pierce	\$30,400		
Pike	\$152,600		
Polk			
Pulaski			
Putnam			
Quitman	\$4,000		
Rabun			
Randolph	\$15,940		
Richmond	\$37,500		
Rockdale			
Schley			
Screven			
Seminole			
Spalding	\$322,919		
Stephens	\$18,000		
Stewart	\$1,204		
Sumter			
Talbot			
Taliaferro			
Tattnall			
Taylor			
Telfair			
Terrell			
Thomas			
Tift			
Toombs			
Towns	\$245,000		
Treutlen			
Troup			
Turner			
Twiggs			
Union	\$135,000		
Upson	\$173,275		
Walker			
Walton			
Ware			
Warren			
Washington	\$186,000		
Wayne			
Webster			
Wheeler	\$473,750		

# Total Row and Forage Crops Value, 2006

Rank	County	Farm Gate Value	Rank	County	Farm Gate Value	Rank	County	Farm Gate Value
21	Appling	\$25,747,035	55	Evans	\$6,060,835	92	Newton	\$1,673,585
39	Atkinson	\$15,483,108	144	Fannin	\$176,235	84	Oconee	\$2,430,630
37	Bacon	\$15,907,155	150	Fayette	\$44,288	74	Oglethorpe	\$3,098,055
15	Baker	\$31,918,514	65	Floyd	\$3,944,711	141	Paulding	\$308,200
96	Baldwin	\$1,496,544	139	Forsyth	\$334,375	68	Peach	\$3,802,284
98	Banks	\$1,418,875	86	Franklin	\$2,080,100	103	Pickens	\$1,324,090
106	Barrow	\$1,174,536	143	Fulton	\$269,527	33	Pierce	\$18,349,933
69	Bartow	\$3,752,827	107	Gilmer	\$1,169,563	113	Pike	\$1,027,165
45	Ben Hill	\$11,974,585	76	Glascocok	\$2,882,188	89	Polk	\$1,931,146
17	Berrien	\$28,400,244	-	Glynn	\$0	24	Pulaski	\$24,967,865
99	Bibb	\$1,400,890	71	Gordon	\$3,441,764	80	Putnam	\$2,626,751
42	Bleckley	\$12,815,416	26	Grady	\$24,581,067	125	Quitman	\$688,023
100	Brantley	\$1,356,401	61	Greene	\$4,529,250	146	Rabun	\$133,888
9	Brooks	\$40,569,605	-	Gwinnett	\$0	22	Randolph	\$25,364,805
108	Bryan	\$1,084,530	93	Habersham	\$1,662,290	104	Richmond	\$1,213,908
8	Bulloch	\$43,004,789	91	Hall	\$1,815,225	151	Rockdale	\$26,288
11	Burke	\$37,284,472	87	Hancock	\$2,007,820	105	Schley	\$1,206,720
134	Butts	\$529,376	115	Haralson	\$989,790	30	Screven	\$21,109,381
18	Calhoun	\$27,230,961	95	Harris	\$1,532,790	10	Seminole	\$38,488,147
152	Camden	\$16,250	62	Hart	\$4,456,474	109	Spalding	\$1,051,169
34	Candler	\$17,275,500	136	Heard	\$345,696	124	Stephens	\$703,719
111	Carroll	\$1,040,000	90	Henry	\$1,844,810	79	Stewart	\$2,783,131
138	Catoosa	\$340,925	47	Houston	\$10,987,345	16	Sumter	\$31,327,257
140	Charlton	\$334,375	13	Irwin	\$34,785,245	117	Talbot	\$922,263
147	Chatham	\$64,175	82	Jackson	\$2,561,450	-	Taliaferro	\$0
149	Chattahoochee	\$48,750	78	Jasper	\$2,833,750	44	Tattnall	\$12,231,007
97	Chattooga	\$1,484,215	32	Jeff Davis	\$19,205,086	75	Taylor	\$3,070,169
130	Cherokee	\$561,256	25	Jefferson	\$24,736,310	53	Telfair	\$6,852,024
123	Clarke	\$735,534	36	Jenkins	\$15,995,969	19	Terrell	\$26,739,020
48	Clay	\$10,008,324	56	Johnson	\$6,027,978	14	Thomas	\$33,594,189
153	Clayton	\$16,250	129	Jones	\$603,750	23	Tift	\$25,305,101
118	Clinch	\$850,914	67	Lamar	\$3,876,229	54	Toombs	\$6,576,538
-	Cobb	\$0	49	Lanier	\$8,397,861	120	Towns	\$780,950
12	Coffee	\$36,789,424	43	Laurens	\$12,614,280	81	Treutlen	\$2,613,260
5	Colquitt	\$47,753,318	27	Lee	\$24,420,392	131	Troup	\$547,660
119	Columbia	\$829,796	142	Liberty	\$289,223	31	Turner	\$20,713,107
29	Cook	\$21,260,850	110	Lincoln	\$1,044,800	63	Twiggs	\$4,073,441
127	Coweta	\$661,197	116	Long	\$941,574	126	Union	\$672,050
101	Crawford	\$1,336,232	40	Lowndes	\$15,233,744	128	Upson	\$625,149
20	Crisp	\$26,106,163	122	Lumpkin	\$754,200	64	Walker	\$4,050,538
137	Dade	\$345,185	35	Macon	\$16,088,973	83	Walton	\$2,448,535
132	Dawson	\$543,000	77	Madison	\$2,840,740	57	Ware	\$6,022,072
6	Decatur	\$44,444,740	88	Marion	\$1,941,058	70	Warren	\$3,550,525
-	DeKalb	\$0	114	McDuffie	\$1,011,700	50	Washington	\$7,840,024
41	Dodge	\$14,445,800	-	McIntosh	\$0	46	Wayne	\$11,932,577
3	Dooly	\$49,757,558	102	Meriwether	\$1,327,792	58	Webster	\$5,647,781
52	Dougherty	\$6,934,220	2	Miller	\$50,200,466	51	Wheeler	\$6,955,853
148	Douglas	\$59,600	1	Mitchell	\$54,833,050	94	White	\$1,563,320
4	Early	\$49,311,084	133	Monroe	\$537,350	135	Whitfield	\$456,800
121	Echols	\$766,494	66	Montgomery	\$3,877,054	28	Wilcox	\$21,803,408
59	Effingham	\$5,271,975	73	Morgan	\$3,423,848	60	Wilkes	\$4,924,550
85	Elbert	\$2,225,278	72	Murray	\$3,435,691	112	Wilkinson	\$1,034,759
38	Emanuel	\$15,561,923	145	Muscogee	\$145,665	7	Worth	\$44,361,288

GEORGIA **\$1,502,415,627**

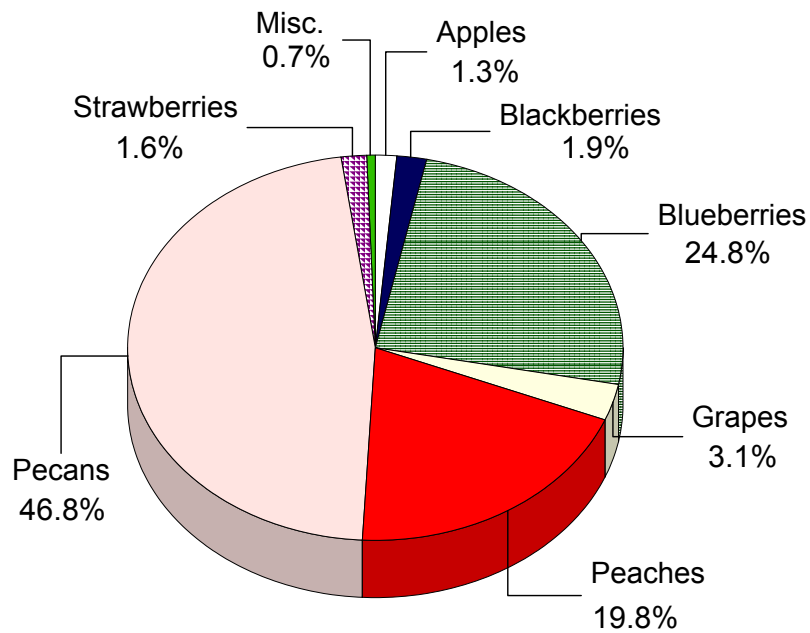
# 2006 Georgia Farm Gate Value

## -Fruits and Nuts-

\$ 306,129,599

### Fruits and Nuts

2006 Farm Gate Value



# Apples

# Farm Gate Value 2006

Rank	County	Acres	Farm Gate Value	Rank	County	Acres	Farm Gate Value
-	Appling		\$0	-	Elbert		\$0
-	Atkinson		\$0	-	Emanuel		\$0
-	Bacon		\$0	-	Evans		\$0
-	Baker		\$0	2	Fannin	220	\$1,682,500
-	Baldwin		\$0	-	Fayette		\$0
-	Banks		\$0	-	Floyd		\$0
-	Barrow		\$0	-	Forsyth		\$0
-	Bartow		\$0	-	Franklin		\$0
-	Ben Hill		\$0	6	Fulton	15	\$41,925
-	Berrien		\$0	1	Gilmer	260	\$1,836,000
-	Bibb		\$0	-	Glascock		\$0
-	Bleckley		\$0	-	Glynn		\$0
-	Brantley		\$0	-	Gordon		\$0
-	Brooks		\$0	-	Grady		\$0
-	Bryan		\$0	-	Greene		\$0
-	Bulloch		\$0	-	Gwinnett		\$0
-	Burke		\$0	-	Habersham		\$0
-	Butts		\$0	4	Hall	32	\$122,400
-	Calhoun		\$0	-	Hancock		\$0
-	Camden		\$0	8	Haralson	5	\$16,250
-	Candler		\$0	-	Harris		\$0
-	Carroll		\$0	10	Hart	3	\$8,658
-	Catoosa		\$0	-	Heard		\$0
-	Charlton		\$0	-	Henry		\$0
-	Chatham		\$0	-	Houston		\$0
-	Chattahoochee		\$0	-	Irwin		\$0
-	Chattooga		\$0	-	Jackson		\$0
-	Cherokee		\$0	-	Jasper		\$0
-	Clarke		\$0	-	Jeff Davis		\$0
-	Clay		\$0	-	Jefferson		\$0
-	Clayton		\$0	-	Jenkins		\$0
-	Clinch		\$0	-	Johnson		\$0
-	Cobb		\$0	-	Jones		\$0
-	Coffee		\$0	-	Lamar		\$0
-	Colquitt		\$0	-	Lanier		\$0
-	Columbia		\$0	-	Laurens		\$0
-	Cook		\$0	-	Lee		\$0
-	Coweta		\$0	-	Liberty		\$0
-	Crawford		\$0	12	Lincoln	4	\$7,540
-	Crisp		\$0	-	Long		\$0
-	Dade		\$0	-	Lowndes		\$0
-	Dawson		\$0	-	Lumpkin		\$0
13	Decatur	2	\$6,638	-	Macon		\$0
-	DeKalb		\$0	7	Madison	6	\$17,316
-	Dodge		\$0	-	Marion		\$0
-	Dooly		\$0	-	McDuffie		\$0
-	Dougherty		\$0	-	McIntosh		\$0
14	Douglas	2	\$3,120	-	Meriwether		\$0
-	Early		\$0	-	Miller		\$0
-	Echols		\$0	-	Mitchell		\$0
-	Effingham		\$0	-	Monroe		\$0

# Apples

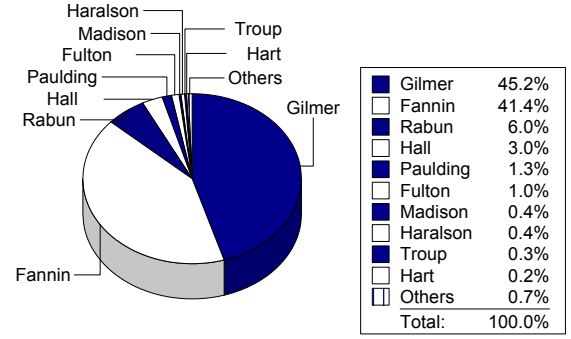
# Farm Gate Value 2006

Rank	County	Acres	Farm Gate Value
-	Montgomery		\$0
-	Morgan		\$0
-	Murray		\$0
-	Muscogee		\$0
-	Newton		\$0
-	Oconee		\$0
-	Oglethorpe		\$0
5	Paulding	25	\$52,000
-	Peach		\$0
-	Pickens		\$0
-	Pierce		\$0
-	Pike		\$0
-	Polk		\$0
-	Pulaski		\$0
-	Putnam		\$0
-	Quitman		\$0
3	Rabun	85	\$243,100
-	Randolph		\$0
-	Richmond		\$0
-	Rockdale		\$0
-	Schley		\$0
-	Screven		\$0
-	Seminole		\$0
-	Spalding		\$0
-	Stephens		\$0
-	Stewart		\$0
-	Sumter		\$0
-	Talbot		\$0
-	Taliaferro		\$0
-	Tattnall		\$0
-	Taylor		\$0
-	Telfair		\$0
-	Terrell		\$0
-	Thomas		\$0
-	Tift		\$0
-	Toombs		\$0
-	Towns		\$0
-	Treutlen		\$0
9	Troup	5	\$13,000
-	Turner		\$0
-	Twiggs		\$0
-	Union		\$0
15	Upson	1	\$2,886
-	Walker		\$0
-	Walton		\$0
-	Ware		\$0
-	Warren		\$0
-	Washington		\$0
-	Wayne		\$0
-	Webster		\$0
-	Wheeler		\$0

Rank	County	Acres	Farm Gate Value
-	White		\$0
-	Whitfield		\$0
11	Wilcox	3	\$7,800
-	Wilkes		\$0
-	Wilkinson		\$0
-	Worth		\$0
<b>2006 Totals</b>			<b>\$4,061,133</b>

**Percent of Fruits and Nuts 1.33%**

## Top Ten Counties For Apples



Top Ten Counties Apples		
County	Acres	Farm Gate Value
Gilmer	260	\$1,836,000
Fannin	220	\$1,682,500
Rabun	85	\$243,100
Hall	32	\$122,400
Paulding	25	\$52,000
Fulton	15	\$41,925
Madison	6	\$17,316
Haralson	5	\$16,250
Troup	5	\$13,000
Hart	3	\$8,658

# Blackberries

# Farm Gate Value 2006

Rank	County	Acres	Farm Gate Value	Rank	County	Acres	Farm Gate Value
4	Appling	50	\$745,000	30	Elbert	2	\$1,280
22	Atkinson	2	\$11,175	-	Emanuel		\$0
-	Bacon		\$0	-	Evans		\$0
-	Baker		\$0	23	Fannin	1	\$10,430
-	Baldwin		\$0	11	Fayette	12	\$53,760
-	Banks		\$0	-	Floyd		\$0
-	Barrow		\$0	-	Forsyth		\$0
-	Bartow		\$0	25	Franklin	2	\$7,875
-	Ben Hill		\$0	-	Fulton		\$0
2	Berrien	57	\$1,057,635	-	Gilmer		\$0
-	Bibb		\$0	-	Glascocock		\$0
-	Bleckley		\$0	-	Glynn		\$0
-	Brantley		\$0	-	Gordon		\$0
-	Brooks		\$0	-	Grady		\$0
-	Bryan		\$0	-	Greene		\$0
26	Bulloch	2	\$7,500	-	Gwinnett		\$0
-	Burke		\$0	19	Habersham	2	\$12,800
10	Butts	7	\$87,612	-	Hall		\$0
-	Calhoun		\$0	7	Hancock	40	\$238,400
-	Camden		\$0	-	Haralson		\$0
17	Candler	4	\$23,000	-	Harris		\$0
-	Carroll		\$0	-	Hart		\$0
-	Catoosa		\$0	-	Heard		\$0
-	Charlton		\$0	-	Henry		\$0
-	Chatham		\$0	-	Houston		\$0
-	Chattahoochee		\$0	1	Irwin	86	\$1,281,400
-	Chattooga		\$0	-	Jackson		\$0
14	Cherokee	5	\$37,500	-	Jasper		\$0
-	Clarke		\$0	9	Jeff Davis	8	\$166,880
-	Clay		\$0	-	Jefferson		\$0
-	Clayton		\$0	-	Jenkins		\$0
5	Clinch	22	\$500,500	-	Johnson		\$0
-	Cobb		\$0	28	Jones	1	\$4,480
-	Coffee		\$0	24	Lamar	2	\$8,000
-	Colquitt		\$0	3	Lanier	25	\$918,750
-	Columbia		\$0	-	Laurens		\$0
-	Cook		\$0	-	Lee		\$0
-	Coweta		\$0	-	Liberty		\$0
-	Crawford		\$0	-	Lincoln		\$0
-	Crisp		\$0	-	Long		\$0
-	Dade		\$0	-	Lowndes		\$0
-	Dawson		\$0	-	Lumpkin		\$0
-	Decatur		\$0	-	Macon		\$0
-	DeKalb		\$0	27	Madison	2	\$6,400
21	Dodge	1	\$12,000	-	Marion		\$0
-	Dooly		\$0	-	McDuffie		\$0
-	Dougherty		\$0	-	McIntosh		\$0
-	Douglas		\$0	13	Meriwether	7	\$40,320
-	Early		\$0	-	Miller		\$0
-	Echols		\$0	32	Mitchell	0	\$373
-	Effingham		\$0	-	Monroe		\$0

# Blackberries

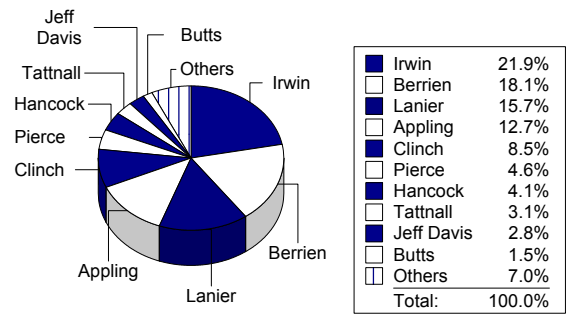
# Farm Gate Value 2006

Rank	County	Acres	Farm Gate Value
-	Montgomery		\$0
-	Morgan		\$0
-	Murray		\$0
-	Muscogee		\$0
16	Newton	4	\$25,600
29	Oconee	1	\$3,200
-	Oglethorpe		\$0
-	Paulding		\$0
-	Peach		\$0
31	Pickens	1	\$900
6	Pierce	10	\$268,200
20	Pike	2	\$12,500
-	Polk		\$0
-	Pulaski		\$0
28	Putnam	1	\$4,480
-	Quitman		\$0
-	Rabun		\$0
-	Randolph		\$0
-	Richmond		\$0
-	Rockdale		\$0
-	Schley		\$0
-	Screven		\$0
27	Seminole	1	\$6,400
-	Spalding		\$0
-	Stephens		\$0
-	Stewart		\$0
-	Sumter		\$0
-	Talbot		\$0
-	Taliaferro		\$0
8	Tattnall	14	\$184,000
-	Taylor		\$0
-	Telfair		\$0
-	Terrell		\$0
-	Thomas		\$0
-	Tift		\$0
-	Toombs		\$0
-	Towns		\$0
-	Treutlen		\$0
-	Troup		\$0
-	Turner		\$0
-	Twiggs		\$0
-	Union		\$0
18	Upson	1	\$14,900
-	Walker		\$0
-	Walton		\$0
-	Ware		\$0
-	Warren		\$0
-	Washington		\$0
15	Wayne	2	\$26,820
-	Webster		\$0
-	Wheeler		\$0

Rank	County	Acres	Farm Gate Value
-	White		\$0
16	Whitfield	2	\$25,600
27	Wilcox	1	\$6,400
-	Wilkes		\$0
-	Wilkinson		\$0
12	Worth	5	\$45,000
<b>2006 Totals</b>		<b>384</b>	<b>\$5,857,070</b>

**Percent of Fruits and Nuts 1.91%**

## Top Ten Counties For Blackberries



Top Ten Counties Blackberries		
County	Acres	Farm Gate Value
Irwin	86	\$1,281,400
Berrien	57	\$1,057,635
Lanier	25	\$918,750
Appling	50	\$745,000
Clinch	22	\$500,500
Pierce	10	\$268,200
Hancock	40	\$238,400
Tattnall	14	\$184,000
Jeff Davis	8	\$166,880
Butts	7	\$87,612

# Blueberries

# Farm Gate Value 2006

Rank	County	Acres	Farm Gate Value	Rank	County	Acres	Farm Gate Value
3	Appling	2,200	\$11,583,000	-	Elbert		\$0
11	Atkinson	40	\$442,800	58	Emanuel	4	\$29,520
1	Bacon	3,000	\$26,280,000	56	Evans	5	\$30,000
-	Baker		\$0	46	Fannin	12	\$50,424
27	Baldwin	12	\$132,840	35	Fayette	14	\$98,960
-	Banks		\$0	36	Floyd	10	\$90,000
58	Barrow	3	\$29,520	-	Forsyth		\$0
-	Bartow		\$0	-	Franklin		\$0
-	Ben Hill		\$0	-	Fulton		\$0
18	Berrien	67	\$271,752	43	Gilmer	5	\$55,350
83	Bibb	1	\$5,535	-	Glascock		\$0
-	Bleckley		\$0	65	Glynn	3	\$18,450
8	Brantley	280	\$2,251,950	78	Gordon	1	\$10,332
47	Brooks	20	\$48,000	80	Grady	3	\$9,375
82	Bryan	25	\$8,125	71	Greene	3	\$14,438
41	Bulloch	7	\$58,800	40	Gwinnett	10	\$61,500
19	Burke	25	\$252,150	16	Habersham	50	\$373,875
34	Butts	10	\$105,780	38	Hall	5	\$67,500
-	Calhoun		\$0	-	Hancock		\$0
55	Camden	6	\$32,472	75	Haralson	4	\$10,627
29	Candler	40	\$127,920	25	Harris	20	\$137,760
26	Carroll	12	\$133,920	62	Hart	6	\$21,000
-	Catoosa		\$0	-	Heard		\$0
51	Charlton	4	\$38,940	69	Henry	4	\$16,000
84	Chatham	5	\$4,500	86	Houston	6	\$1,800
-	Chattahoochee		\$0	-	Irwin		\$0
72	Chattooga	4	\$14,000	-	Jackson		\$0
39	Cherokee	11	\$61,875	-	Jasper		\$0
74	Clarke	5	\$11,070	7	Jeff Davis	196	\$2,651,880
-	Clay		\$0	-	Jefferson		\$0
-	Clayton		\$0	-	Jenkins		\$0
2	Clinch	1,075	\$11,828,000	32	Johnson	22	\$110,040
-	Cobb		\$0	-	Jones		\$0
9	Coffee	78	\$997,776	56	Lamar	5	\$30,000
15	Colquitt	62	\$393,239	22	Lanier	110	\$155,500
-	Columbia		\$0	28	Laurens	15	\$129,150
17	Cook	30	\$295,200	68	Lee	28	\$16,800
31	Coweta	10	\$110,700	73	Liberty	2	\$12,000
-	Crawford		\$0	-	Lincoln		\$0
-	Crisp		\$0	10	Long	120	\$892,980
59	Dade	4	\$27,000	14	Lowndes	49	\$401,800
-	Dawson		\$0	-	Lumpkin		\$0
-	Decatur		\$0	24	Macon	54	\$140,120
-	DeKalb		\$0	61	Madison	3	\$23,400
-	Dodge		\$0	-	Marion		\$0
-	Dooly		\$0	23	McDuffie	6	\$147,600
-	Dougherty		\$0	33	McIntosh	12	\$109,224
-	Douglas		\$0	20	Meriwether	42	\$248,520
-	Early		\$0	-	Miller		\$0
-	Echols		\$0	-	Mitchell		\$0
13	Effingham	40	\$409,950	69	Monroe	4	\$16,000

# Blueberries

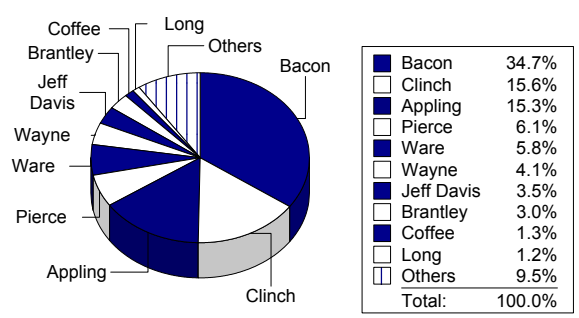
# Farm Gate Value 2006

Rank	County	Acres	Farm Gate Value
-	Montgomery		\$0
-	Morgan		\$0
61	Murray	12	\$23,400
-	Muscogee		\$0
42	Newton	10	\$56,250
57	Oconee	5	\$29,700
-	Oglethorpe		\$0
63	Paulding	6	\$19,800
81	Peach	1	\$9,348
76	Pickens	2	\$10,500
4	Pierce	925	\$4,639,950
-	Pike		\$0
87	Polk	1	\$1,230
-	Pulaski		\$0
70	Putnam	3	\$15,000
-	Quitman		\$0
45	Rabun	10	\$52,500
-	Randolph		\$0
77	Richmond	2	\$10,400
44	Rockdale	5	\$53,505
-	Schley		\$0
-	Screven		\$0
53	Seminole	4	\$35,856
-	Spalding		\$0
52	Stephens	6	\$36,900
-	Stewart		\$0
67	Sumter	2	\$17,712
-	Talbot		\$0
-	Taliaferro		\$0
30	Tattnall	11	\$121,770
60	Taylor	8	\$26,400
-	Telfair		\$0
79	Terrell	1	\$9,840
12	Thomas	42	\$423,612
-	Tift		\$0
50	Toombs	14	\$39,440
64	Towns	4	\$19,000
-	Treutlen		\$0
37	Troup	10	\$86,100
21	Turner	32	\$236,160
-	Twiggs		\$0
-	Union		\$0
48	Upton	4	\$44,280
45	Walker	4	\$52,500
66	Walton	4	\$18,000
5	Ware	620	\$4,374,480
-	Warren		\$0
74	Washington	1	\$11,070
6	Wayne	612	\$3,080,500
85	Webster	1	\$2,850
-	Wheeler		\$0

Rank	County	Acres	Farm Gate Value
-	White		\$0
-	Whitfield		\$0
54	Wilcox	6	\$33,948
-	Wilkes		\$0
-	Wilkinson		\$0
49	Worth	3	\$40,500
<b>2006 Totals</b>		<b>10,278</b>	<b>\$75,771,240</b>

**Percent of Fruits and Nuts 24.75%**

## Top Ten Counties For Blueberries



Top Ten Counties Blueberries		
County	Acres	Farm Gate Value
Bacon	3,000	\$26,280,000
Clinch	1,075	\$11,828,000
Appling	2,200	\$11,583,000
Pierce	925	\$4,639,950
Ware	620	\$4,374,480
Wayne	612	\$3,080,500
Jeff Davis	196	\$2,651,880
Brantley	280	\$2,251,950
Coffee	78	\$997,776
Long	120	\$892,980

# Grapes

# Farm Gate Value 2006

Rank	County	Acres	Farm Gate Value	Rank	County	Acres	Farm Gate Value
36	Appling	5	\$24,180	-	Elbert		\$0
-	Atkinson		\$0	18	Emanuel	22	\$96,030
-	Bacon		\$0	-	Evans		\$0
-	Baker		\$0	43	Fannin	3	\$12,750
40	Baldwin	3	\$15,365	21	Fayette	15	\$80,025
-	Banks		\$0	34	Floyd	5	\$25,608
15	Barrow	57	\$121,125	-	Forsyth		\$0
-	Bartow		\$0	-	Franklin		\$0
-	Ben Hill		\$0	25	Fulton	10	\$52,380
6	Berrien	85	\$417,384	-	Gilmer		\$0
-	Bibb		\$0	-	Glascock		\$0
-	Bleckley		\$0	-	Glynn		\$0
-	Brantley		\$0	54	Gordon	1	\$4,488
-	Brooks		\$0	38	Grady	5	\$19,400
27	Bryan	15	\$50,925	-	Greene		\$0
12	Bulloch	37	\$166,790	-	Gwinnett		\$0
-	Burke		\$0	5	Habersham	92	\$561,700
24	Butts	10	\$58,590	17	Hall	18	\$99,000
3	Calhoun	180	\$794,880	11	Hancock	70	\$220,850
37	Camden	4	\$21,340	-	Haralson		\$0
31	Candler	4	\$29,760	-	Harris		\$0
-	Carroll		\$0	-	Hart		\$0
52	Catoosa	2	\$5,100	-	Heard		\$0
41	Charlton	3	\$13,464	46	Henry	4	\$9,700
-	Chatham		\$0	-	Houston		\$0
-	Chattahoochee		\$0	1	Irwin	505	\$2,346,696
-	Chattooga		\$0	-	Jackson		\$0
-	Cherokee		\$0	26	Jasper	10	\$51,216
-	Clarke		\$0	-	Jeff Davis		\$0
-	Clay		\$0	55	Jefferson	1	\$3,841
-	Clayton		\$0	-	Jenkins		\$0
-	Clinch		\$0	48	Johnson	2	\$8,730
-	Cobb		\$0	-	Jones		\$0
-	Coffee		\$0	30	Lamar	8	\$32,555
-	Colquitt		\$0	-	Lanier		\$0
-	Columbia		\$0	-	Laurens		\$0
23	Cook	10	\$59,148	-	Lee		\$0
26	Coweta	10	\$51,216	53	Liberty	1	\$4,656
-	Crawford		\$0	22	Lincoln	15	\$69,840
-	Crisp		\$0	34	Long	5	\$25,608
-	Dade		\$0	4	Lowndes	49	\$573,930
-	Dawson		\$0	7	Lumpkin	58	\$345,100
-	Decatur		\$0	-	Macon		\$0
-	DeKalb		\$0	20	Madison	23	\$83,660
-	Dodge		\$0	-	Marion		\$0
-	Dooly		\$0	-	McDuffie		\$0
-	Dougherty		\$0	-	McIntosh		\$0
-	Douglas		\$0	8	Meriwether	62	\$311,638
-	Early		\$0	-	Miller		\$0
-	Echols		\$0	-	Mitchell		\$0
-	Effingham		\$0	37	Monroe	5	\$21,340

# Grapes

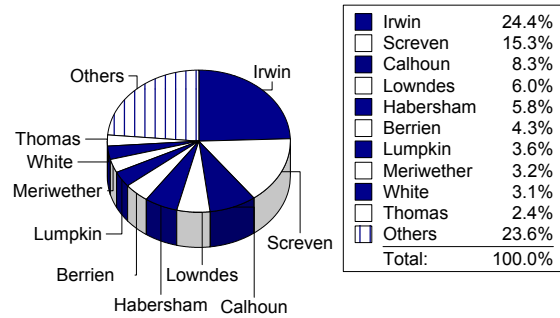
# Farm Gate Value 2006

Rank	County	Acres	Farm Gate Value
-	Montgomery		\$0
-	Morgan		\$0
-	Murray		\$0
-	Muscogee		\$0
13	Newton	32	\$149,160
50	Oconee	1	\$6,984
-	Oglethorpe		\$0
32	Paulding	8	\$27,936
-	Peach		\$0
52	Pickens	4	\$5,100
51	Pierce	1	\$5,335
39	Pike	4	\$17,821
-	Polk		\$0
-	Pulaski		\$0
-	Putnam		\$0
-	Quitman		\$0
16	Rabun	25	\$106,250
-	Randolph		\$0
-	Richmond		\$0
44	Rockdale	2	\$12,028
-	Schley		\$0
2	Screven	300	\$1,473,120
49	Seminole	2	\$7,760
33	Spalding	20	\$27,000
59	Stephens	1	\$61
-	Stewart		\$0
58	Sumter	2	\$970
-	Talbot		\$0
-	Taliaferro		\$0
45	Tattnall	2	\$10,243
42	Taylor	4	\$12,800
-	Telfair		\$0
57	Terrell	5	\$1,860
10	Thomas	40	\$227,010
-	Tift		\$0
47	Toombs	5	\$9,118
14	Towns	12	\$122,400
35	Treutlen	6	\$24,735
28	Troup	15	\$43,650
-	Turner		\$0
-	Twiggs		\$0
-	Union		\$0
-	Upson		\$0
19	Walker	20	\$85,000
-	Walton		\$0
-	Ware		\$0
-	Warren		\$0
46	Washington	2	\$9,700
29	Wayne	24	\$41,703
56	Webster	1	\$2,910
-	Wheeler		\$0

Rank	County	Acres	Farm Gate Value
9	White	43	\$296,700
-	Whitfield		\$0
-	Wilcox		\$0
-	Wilkes		\$0
56	Wilkinson	1	\$2,910
-	Worth		\$0
<b>2006 Totals</b>		<b>1,996</b>	<b>\$9,620,272</b>

**Percent of Fruits and Nuts 3.14%**

## Top Ten Counties For Grapes



Top Ten Counties Grapes		
County	Acres	Farm Gate Value
Irwin	505	\$2,346,696
Screven	300	\$1,473,120
Calhoun	180	\$794,880
Lowndes	49	\$573,930
Habersham	92	\$561,700
Berrien	85	\$417,384
Lumpkin	58	\$345,100
Meriwether	62	\$311,638
White	43	\$296,700
Thomas	40	\$227,010

# Peaches

# Farm Gate Value 2006

Rank	County	Acres	Farm Gate Value	Rank	County	Acres	Farm Gate Value
-	Appling		\$0	-	Elbert		\$0
37	Atkinson	3	\$9,853	-	Emanuel		\$0
-	Bacon		\$0	-	Evans		\$0
-	Baker		\$0	22	Fannin	20	\$63,550
-	Baldwin		\$0	33	Fayette	5	\$24,750
-	Banks		\$0	-	Floyd		\$0
-	Barrow		\$0	-	Forsyth		\$0
-	Bartow		\$0	27	Franklin	15	\$34,500
-	Ben Hill		\$0	21	Fulton	20	\$69,000
-	Berrien		\$0	20	Gilmer	25	\$82,110
-	Bibb		\$0	-	Glascocock		\$0
-	Bleckley		\$0	-	Glynn		\$0
-	Brantley		\$0	-	Gordon		\$0
8	Brooks	1,500	\$820,800	-	Grady		\$0
-	Bryan		\$0	-	Greene		\$0
31	Bulloch	21	\$31,050	-	Gwinnett		\$0
-	Burke		\$0	10	Habersham	75	\$525,000
-	Butts		\$0	12	Hall	65	\$481,000
-	Calhoun		\$0	-	Hancock		\$0
-	Camden		\$0	47	Haralson	10	\$3,450
-	Candler		\$0	-	Harris		\$0
-	Carroll		\$0	19	Hart	28	\$91,963
-	Catoosa		\$0	-	Heard		\$0
-	Charlton		\$0	9	Henry	100	\$562,500
-	Chatham		\$0	25	Houston	13	\$38,870
-	Chattahoochee		\$0	43	Irwin	2	\$6,560
-	Chattooga		\$0	-	Jackson		\$0
-	Cherokee		\$0	28	Jasper	10	\$32,844
-	Clarke		\$0	32	Jeff Davis	8	\$25,760
-	Clay		\$0	-	Jefferson		\$0
-	Clayton		\$0	51	Jenkins	5	\$23
-	Clinch		\$0	-	Johnson		\$0
-	Cobb		\$0	-	Jones		\$0
-	Coffee		\$0	-	Lamar		\$0
-	Colquitt		\$0	-	Lanier		\$0
-	Columbia		\$0	-	Laurens		\$0
14	Cook	93	\$297,749	-	Lee		\$0
42	Coweta	2	\$6,569	-	Liberty		\$0
4	Crawford	1,132	\$3,775,220	50	Lincoln	15	\$690
-	Crisp		\$0	-	Long		\$0
-	Dade		\$0	-	Lowndes		\$0
-	Dawson		\$0	-	Lumpkin		\$0
46	Decatur	8	\$4,100	2	Macon	2,208	\$10,156,800
-	DeKalb		\$0	24	Madison	15	\$48,450
15	Dodge	75	\$243,750	-	Marion		\$0
18	Dooly	60	\$197,064	-	McDuffie		\$0
35	Dougherty	7	\$19,096	-	McIntosh		\$0
-	Douglas		\$0	5	Meriwether	720	\$2,493,800
-	Early		\$0	-	Miller		\$0
-	Echols		\$0	29	Mitchell	7	\$32,200
39	Effingham	3	\$8,970	6	Monroe	276	\$906,494

# Peaches

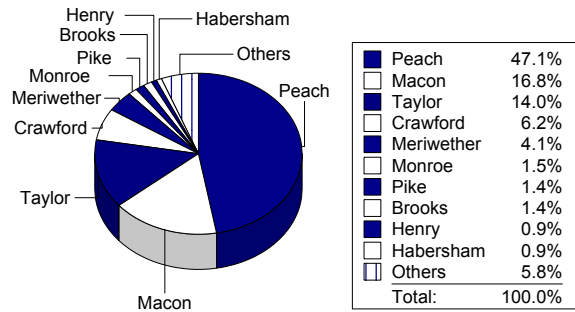
# Farm Gate Value 2006

Rank	County	Acres	Farm Gate Value
-	Montgomery		\$0
26	Morgan	12	\$37,440
-	Murray		\$0
-	Muscogee		\$0
-	Newton		\$0
13	Oconee	120	\$432,000
-	Oglethorpe		\$0
38	Paulding	7	\$9,100
1	Peach	6,203	\$28,538,900
-	Pickens		\$0
11	Pierce	150	\$492,660
7	Pike	254	\$834,238
-	Polk		\$0
-	Pulaski		\$0
-	Putnam		\$0
-	Quitman		\$0
34	Rabun	10	\$23,000
-	Randolph		\$0
-	Richmond		\$0
-	Rockdale		\$0
-	Schley		\$0
19	Screven	28	\$91,963
17	Seminole	45	\$200,900
-	Spalding		\$0
48	Stephens	1	\$1,633
-	Stewart		\$0
44	Sumter	2	\$5,980
45	Talbot	2	\$4,140
-	Taliaferro		\$0
16	Tattnall	40	\$201,600
3	Taylor	1,840	\$8,464,000
-	Telfair		\$0
-	Terrell		\$0
36	Thomas	7	\$18,676
23	Tift	20	\$59,800
49	Toombs	1	\$900
-	Towns		\$0
-	Treutlen		\$0
-	Troup		\$0
-	Turner		\$0
-	Twiggs		\$0
-	Union		\$0
-	Upson		\$0
-	Walker		\$0
45	Walton	6	\$4,140
-	Ware		\$0
-	Warren		\$0
40	Washington	3	\$7,590
41	Wayne	3	\$7,450
-	Webster		\$0
-	Wheeler		\$0

Rank	County	Acres	Farm Gate Value
-	White		\$0
-	Whitfield		\$0
30	Wilcox	11	\$31,416
-	Wilkes		\$0
-	Wilkinson		\$0
-	Worth		\$0
<b>2006 Totals</b>			<b>\$60,562,061</b>

**Percent of Fruits and Nuts 19.78%**

## Top Ten Counties For Peaches



Top Ten Counties Peaches		
County	Acres	Farm Gate Value
Peach	6,203	\$28,538,900
Macon	2,208	\$10,156,800
Taylor	1,840	\$8,464,000
Crawford	1,132	\$3,775,220
Meriwether	720	\$2,493,800
Monroe	276	\$906,494
Pike	254	\$834,238
Brooks	1,500	\$820,800
Henry	100	\$562,500
Habersham	75	\$525,000

# Pecans

# Farm Gate Value 2006

Rank	County	Acres	Farm Gate Value	Rank	County	Acres	Farm Gate Value
59	Appling	350	\$204,750	83	Elbert	100	\$39,000
56	Atkinson	254	\$247,650	58	Emanuel	541	\$210,990
50	Bacon	250	\$341,250	32	Evans	625	\$975,000
48	Baker	500	\$390,000	-	Fannin		\$0
88	Baldwin	95	\$21,304	-	Fayette		\$0
-	Banks		\$0	-	Floyd		\$0
95	Barrow	10	\$11,700	-	Forsyth		\$0
-	Bartow		\$0	99	Franklin	30	\$4,095
20	Ben Hill	2,000	\$1,755,000	-	Fulton		\$0
8	Berrien	2,880	\$5,194,800	-	Gilmer		\$0
80	Bibb	93	\$45,533	89	Glascock	40	\$19,500
62	Bleckley	399	\$155,610	-	Glynn		\$0
77	Brantley	100	\$58,500	-	Gordon		\$0
3	Brooks	2,400	\$8,424,000	19	Grady	2,370	\$1,848,600
97	Bryan	25	\$7,313	-	Greene		\$0
14	Bulloch	2,400	\$2,808,000	-	Gwinnett		\$0
16	Burke	3,500	\$2,388,750	-	Habersham		\$0
76	Butts	30	\$63,180	101	Hall	3	\$1,688
4	Calhoun	3,603	\$5,620,680	40	Hancock	500	\$731,250
-	Camden		\$0	97	Haralson	25	\$7,313
11	Candler	1,800	\$3,510,000	55	Harris	550	\$253,000
-	Carroll		\$0	64	Hart	150	\$146,250
-	Catoosa		\$0	-	Heard		\$0
83	Charlton	50	\$39,000	-	Henry		\$0
87	Chatham	50	\$21,938	17	Houston	3,624	\$2,296,710
-	Chattahoochee		\$0	45	Irwin	1,200	\$585,000
81	Chattooga	40	\$42,900	-	Jackson		\$0
-	Cherokee		\$0	47	Jasper	750	\$438,750
-	Clarke		\$0	70	Jeff Davis	35	\$102,375
90	Clay	49	\$19,110	36	Jefferson	1,374	\$884,169
-	Clayton		\$0	52	Jenkins	555	\$324,675
78	Clinch	100	\$48,750	77	Johnson	100	\$58,500
-	Cobb		\$0	93	Jones	75	\$14,625
65	Coffee	187	\$145,860	54	Lamar	350	\$273,000
39	Colquitt	875	\$767,813	29	Lanier	1,553	\$1,211,340
-	Columbia		\$0	74	Laurens	525	\$76,781
24	Cook	700	\$1,365,000	5	Lee	7,198	\$5,614,440
100	Coweta	20	\$1,950	-	Liberty		\$0
41	Crawford	1,418	\$691,275	89	Lincoln	20	\$19,500
12	Crisp	3,312	\$3,229,200	85	Long	26	\$30,420
-	Dade		\$0	7	Lowndes	4,500	\$5,265,000
-	Dawson		\$0	-	Lumpkin		\$0
30	Decatur	1,156	\$1,127,100	9	Macon	5,139	\$4,008,420
-	DeKalb		\$0	72	Madison	35	\$81,900
-	Dodge		\$0	87	Marion	45	\$21,938
21	Dooly	2,810	\$1,643,850	71	McDuffie	80	\$93,600
1	Dougherty	15,200	\$32,604,000	-	McIntosh		\$0
-	Douglas		\$0	64	Meriwether	250	\$146,250
57	Early	501	\$244,238	68	Miller	156	\$121,680
-	Echols		\$0	2	Mitchell	13,000	\$8,775,000
78	Effingham	125	\$48,750	73	Monroe	34	\$79,560

# Pecans

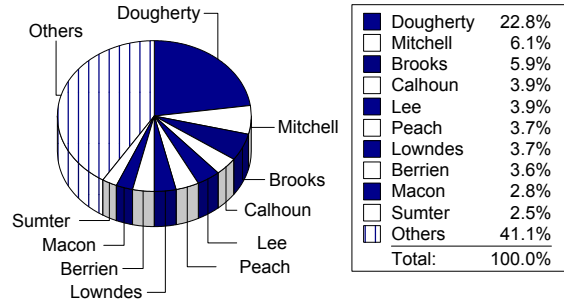
# Farm Gate Value 2006

Rank	County	Acres	Farm Gate Value
35	Montgomery	931	\$907,920
53	Morgan	230	\$313,950
-	Murray		\$0
-	Muscogee		\$0
86	Newton	75	\$29,250
96	Oconee	10	\$9,750
-	Oglethorpe		\$0
94	Paulding	6	\$14,040
6	Peach	7,300	\$5,338,125
-	Pickens		\$0
22	Pierce	1,600	\$1,560,000
60	Pike	201	\$195,975
-	Polk		\$0
27	Pulaski	1,282	\$1,249,950
92	Putnam	130	\$17,238
98	Quitman	11	\$4,290
-	Rabun		\$0
43	Randolph	757	\$664,268
64	Richmond	250	\$146,250
-	Rockdale		\$0
51	Schley	375	\$329,063
28	Screven	2,100	\$1,228,500
18	Seminole	1,025	\$1,898,813
-	Spalding		\$0
-	Stephens		\$0
33	Stewart	568	\$941,460
10	Sumter	5,200	\$3,549,000
66	Talbot	55	\$139,425
-	Taliaferro		\$0
13	Tattnall	4,000	\$3,120,000
79	Taylor	121	\$47,190
61	Telfair	822	\$160,290
26	Terrell	1,646	\$1,283,880
15	Thomas	4,470	\$2,789,280
49	Tift	700	\$375,375
44	Toombs	793	\$618,150
-	Towns		\$0
82	Treutlen	73	\$42,705
91	Troup	30	\$17,550
38	Turner	1,248	\$851,760
63	Twiggs	305	\$148,688
-	Union		\$0
46	Upson	286	\$557,700
-	Walker		\$0
84	Walton	12	\$35,100
23	Ware	1,400	\$1,501,500
67	Warren	340	\$132,600
34	Washington	2,400	\$936,000
75	Wayne	275	\$67,031
31	Webster	590	\$977,925
42	Wheeler	695	\$677,625

Rank	County	Acres	Farm Gate Value
-	White		\$0
-	Whitfield		\$0
37	Wilcox	1,500	\$877,500
-	Wilkes		\$0
69	Wilkinson	115	\$112,125
25	Worth	1,134	\$1,326,780
<b>2006 Totals</b>		<b>137,901</b>	<b>\$143,243,088</b>

**Percent of Fruits and Nuts 46.79%**

## Top Ten Counties For Pecans



Top Ten Counties Pecans		
County	Acres	Farm Gate Value
Dougherty	15,200	\$32,604,000
Mitchell	13,000	\$8,775,000
Brooks	2,400	\$8,424,000
Calhoun	3,603	\$5,620,680
Lee	7,198	\$5,614,440
Peach	7,300	\$5,338,125
Lowndes	4,500	\$5,265,000
Berrien	2,880	\$5,194,800
Macon	5,139	\$4,008,420
Sumter	5,200	\$3,549,000

# Strawberries

# Farm Gate Value 2006

Rank	County	Acres	Farm Gate Value	Rank	County	Acres	Farm Gate Value
6	Appling	7	\$168,980	-	Elbert		\$0
-	Atkinson		\$0	-	Emanuel		\$0
-	Bacon		\$0	42	Evans	1	\$13,500
-	Baker		\$0	-	Fannin		\$0
-	Baldwin		\$0	13	Fayette	20	\$106,400
-	Banks		\$0	35	Floyd	1	\$30,600
-	Barrow		\$0	-	Forsyth		\$0
-	Bartow		\$0	37	Franklin	2	\$25,000
-	Ben Hill		\$0	31	Fulton	2	\$38,570
43	Berrien	1	\$12,600	-	Gilmer		\$0
19	Bibb	5	\$84,000	-	Glascock		\$0
-	Bleckley		\$0	-	Glynn		\$0
-	Brantley		\$0	-	Gordon		\$0
-	Brooks		\$0	-	Grady		\$0
48	Bryan	2	\$2,660	-	Greene		\$0
15	Bulloch	4	\$102,240	4	Gwinnett	4	\$226,064
28	Burke	2	\$53,200	16	Habersham	5	\$99,750
10	Butts	6	\$143,640	25	Hall	2	\$59,500
-	Calhoun		\$0	-	Hancock		\$0
-	Camden		\$0	-	Haralson		\$0
11	Candler	10	\$110,490	8	Harris	10	\$159,600
-	Carroll		\$0	40	Hart	1	\$19,950
-	Catoosa		\$0	-	Heard		\$0
-	Charlton		\$0	8	Henry	8	\$159,600
21	Chatham	6	\$79,800	-	Houston		\$0
-	Chattahoochee		\$0	38	Irwin	1	\$22,610
-	Chattooga		\$0	-	Jackson		\$0
-	Cherokee		\$0	-	Jasper		\$0
50	Clarke	5	\$1,420	-	Jeff Davis		\$0
-	Clay		\$0	27	Jefferson	3	\$54,555
47	Clayton	3	\$2,793	-	Jenkins		\$0
-	Clinch		\$0	-	Johnson		\$0
-	Cobb		\$0	-	Jones		\$0
-	Coffee		\$0	32	Lamar	2	\$37,500
41	Colquitt	2	\$17,500	-	Lanier		\$0
-	Columbia		\$0	-	Laurens		\$0
-	Cook		\$0	-	Lee		\$0
46	Coweta	2	\$4,522	-	Liberty		\$0
-	Crawford		\$0	-	Lincoln		\$0
-	Crisp		\$0	-	Long		\$0
-	Dade		\$0	23	Lowndes	5	\$66,500
-	Dawson		\$0	9	Lumpkin	7	\$158,270
-	Decatur		\$0	21	Macon	4	\$79,800
-	DeKalb		\$0	-	Madison		\$0
18	Dodge	4	\$90,000	-	Marion		\$0
-	Dooly		\$0	-	McDuffie		\$0
-	Dougherty		\$0	-	McIntosh		\$0
-	Douglas		\$0	17	Meriwether	7	\$93,100
-	Early		\$0	29	Miller	3	\$46,550
-	Echols		\$0	26	Mitchell	3	\$56,250
33	Effingham	2	\$37,400	-	Monroe		\$0

# Strawberries

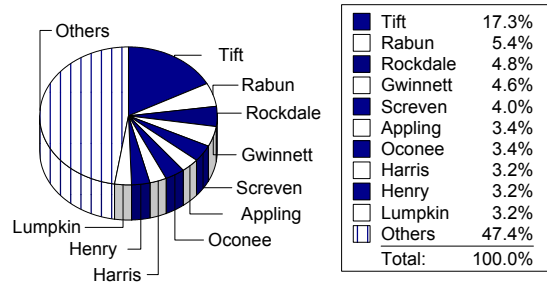
# Farm Gate Value 2006

Rank	County	Acres	Farm Gate Value
-	Montgomery		\$0
-	Morgan		\$0
-	Murray		\$0
-	Muscogee		\$0
-	Newton		\$0
7	Oconee	6	\$168,300
-	Oglethorpe		\$0
49	Paulding	2	\$2,128
24	Peach	4	\$64,920
51	Pickens	0	\$938
-	Pierce		\$0
30	Pike	2	\$45,220
-	Polk		\$0
-	Pulaski		\$0
-	Putnam		\$0
-	Quitman		\$0
2	Rabun	14	\$266,180
-	Randolph		\$0
-	Richmond		\$0
3	Rockdale	10	\$239,400
-	Schley		\$0
5	Screven	10	\$199,500
12	Seminole	2	\$108,290
-	Spalding		\$0
-	Stephens		\$0
-	Stewart		\$0
36	Sumter	2	\$26,600
39	Talbot	1	\$21,300
-	Taliaferro		\$0
22	Tattnall	3	\$67,830
44	Taylor	3	\$7,125
-	Telfair		\$0
-	Terrell		\$0
-	Thomas		\$0
1	Tift	35	\$858,500
31	Toombs	2	\$38,570
-	Towns		\$0
-	Treutlen		\$0
-	Troup		\$0
30	Turner	2	\$45,220
-	Twiggs		\$0
-	Union		\$0
-	Upson		\$0
-	Walker		\$0
-	Walton		\$0
34	Ware	2	\$31,920
-	Warren		\$0
45	Washington	1	\$6,650
15	Wayne	4	\$102,240
-	Webster		\$0
-	Wheeler		\$0

Rank	County	Acres	Farm Gate Value
-	White		\$0
-	Whitfield		\$0
20	Wilcox	3	\$81,000
-	Wilkes		\$0
-	Wilkinson		\$0
14	Worth	3	\$106,250
<b>2006 Totals</b>		<b>261</b>	<b>\$4,952,994</b>

**Percent of Fruits and Nuts 1.62%**

## Top Ten Counties For Strawberries



Top Ten Counties Strawberries		
County	Acres	Farm Gate Value
Tift	35	\$858,500
Rabun	14	\$266,180
Rockdale	10	\$239,400
Gwinnett	4	\$226,064
Screven	10	\$199,500
Appling	7	\$168,980
Oconee	6	\$168,300
Harris	10	\$159,600
Henry	8	\$159,600
Lumpkin	7	\$158,270

# Miscellaneous Fruits and Nuts

## Farm Gate Value 2006

County	Farm Gate Value	County	Farm Gate Value
Appling		Effingham	
Atkinson		Elbert	
Bacon		Emanuel	
Baker		Evans	
Baldwin		Fannin	\$10,000
Banks		Fayette	
Barrow		Floyd	
Bartow		Forsyth	
Ben Hill		Franklin	
Berrien		Fulton	
Bibb		Gilmer	
Bleckley		Glascok	
Brantley		Glynn	
Brooks		Gordon	
Bryan		Grady	
Bulloch	\$5,082	Greene	
Burke		Gwinnett	
Butts		Habersham	
Calhoun		Hall	
Camden		Hancock	
Candler		Haralson	
Carroll		Harris	
Catoosa		Hart	
Charlton		Heard	
Chatham		Henry	
Chattahoochee		Houston	
Chattooga		Irwin	\$10,335
Cherokee		Jackson	
Clarke		Jasper	
Clay		Jeff Davis	
Clayton		Jefferson	
Clinch	\$750,000	Jenkins	
Cobb		Johnson	
Coffee		Jones	
Colquitt		Lamar	
Columbia		Lanier	\$410,000
Cook		Laurens	
Coweta		Lee	
Crawford	\$23,580	Liberty	
Crisp		Lincoln	
Dade		Long	
Dawson		Lowndes	
Decatur		Lumpkin	
DeKalb		Macon	
Dodge		Madison	
Dooly		Marion	
Dougherty		McDuffie	
Douglas		McIntosh	
Early		Meriwether	
Echols		Miller	

# Miscellaneous Fruits and Nuts

## Farm Gate Value 2006

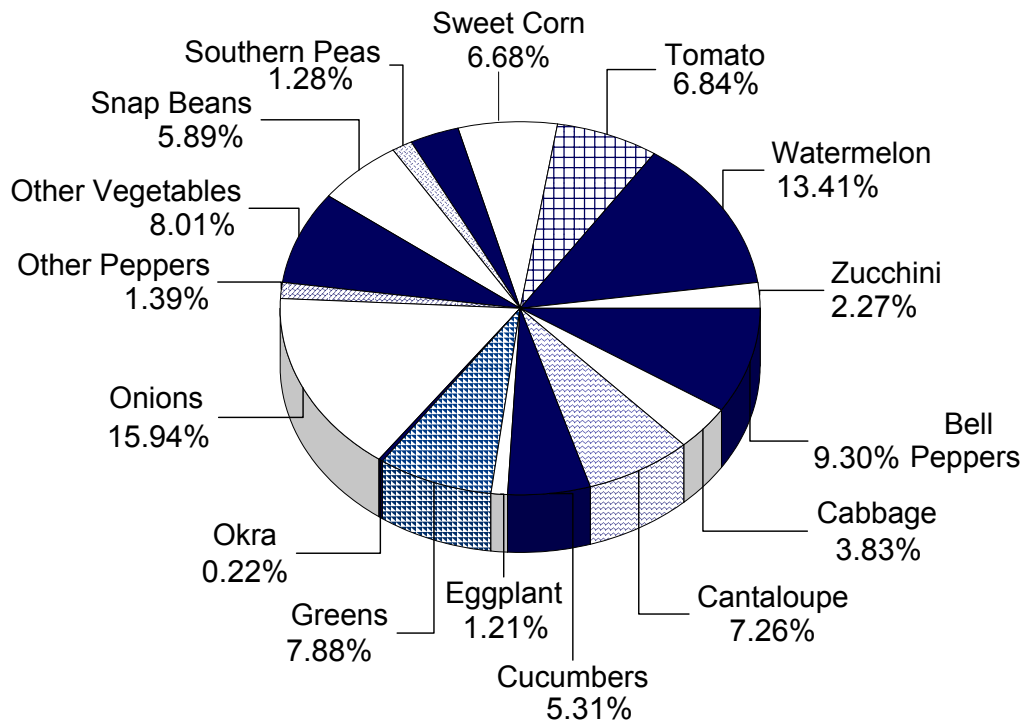
County	Farm Gate Value	County	Farm Gate Value
Mitchell		Wayne	
Monroe		Webster	
Montgomery		Wheeler	
Morgan		White	
Murray		Whitfield	\$33,000
Muscogee		Wilcox	
Newton		Wilkes	
Oconee	\$875	Wilkinson	
Oglethorpe		Worth	
Paulding		<b>2006 Totals</b>	<b>\$2,061,742</b>
Peach		<b>Percent of Fruits and Nuts</b>	<b>0.67%</b>
Pickens			
Pierce	\$648,870		
Pike			
Polk			
Pulaski			
Putnam			
Quitman			
Rabun			
Randolph			
Richmond			
Rockdale			
Schley			
Screven			
Seminole			
Spalding			
Stephens			
Stewart			
Sumter			
Talbot			
Taliaferro			
Tattnall			
Taylor			
Telfair			
Terrell			
Thomas			
Tift			
Toombs			
Towns			
Treutlen			
Troup			
Turner			
Twiggs			
Union			
Upson			
Walker			
Walton	\$170,000		
Ware			
Warren			
Washington			

# Total Fruits and Nuts Value, 2006

Rank	County	Farm Gate Value	Rank	County	Farm Gate Value	Rank	County	Farm Gate Value
6	Appling	\$12,725,910	52	Evans	\$1,018,500	86	Newton	\$260,260
61	Atkinson	\$711,478	37	Fannin	\$1,829,654	66	Oconee	\$650,809
3	Bacon	\$26,621,250	75	Fayette	\$363,895	-	Oglethorpe	\$0
73	Baker	\$390,000	103	Floyd	\$146,208	109	Paulding	\$125,004
94	Baldwin	\$169,509	-	Forsyth	\$0	1	Peach	\$33,951,293
-	Banks	\$0	116	Franklin	\$71,470	134	Pickens	\$17,438
97	Barrow	\$162,345	91	Fulton	\$201,875	10	Pierce	\$7,615,015
-	Bartow	\$0	34	Gilmer	\$1,973,460	49	Pike	\$1,105,753
38	Ben Hill	\$1,755,000	130	Glascocock	\$19,500	143	Polk	\$1,230
11	Berrien	\$6,954,171	133	Glynn	\$18,450	43	Pulaski	\$1,249,950
106	Bibb	\$135,068	136	Gordon	\$14,820	125	Putnam	\$36,718
101	Bleckley	\$155,610	35	Grady	\$1,877,375	140	Quitman	\$4,290
31	Brantley	\$2,310,450	137	Greene	\$14,438	63	Rabun	\$691,030
7	Brooks	\$9,292,800	84	Gwinnett	\$287,564	65	Randolph	\$664,268
117	Bryan	\$69,023	39	Habersham	\$1,573,125	100	Richmond	\$156,650
25	Bulloch	\$3,179,462	59	Hall	\$831,088	81	Rockdale	\$304,933
29	Burke	\$2,694,100	44	Hancock	\$1,190,500	79	Schley	\$329,063
72	Butts	\$458,802	124	Haralson	\$37,640	26	Screven	\$2,993,083
12	Calhoun	\$6,415,560	68	Harris	\$550,360	32	Seminole	\$2,258,019
121	Camden	\$53,812	83	Hart	\$287,821	126	Spalding	\$27,000
18	Candler	\$3,801,170	-	Heard	\$0	123	Stephens	\$38,594
107	Carroll	\$133,920	60	Henry	\$747,800	57	Stewart	\$941,460
139	Catoosa	\$5,100	30	Houston	\$2,337,380	20	Sumter	\$3,600,262
115	Charlton	\$91,404	17	Irwin	\$4,252,601	96	Talbot	\$164,865
112	Chatham	\$106,238	-	Jackson	\$0	-	Taliaferro	\$0
-	Chattahoochee	\$0	69	Jasper	\$522,810	19	Tattnall	\$3,705,443
120	Chattooga	\$56,900	27	Jeff Davis	\$2,946,895	9	Taylor	\$8,557,515
113	Cherokee	\$99,375	56	Jefferson	\$942,565	99	Telfair	\$160,290
138	Clarke	\$12,490	80	Jenkins	\$324,698	41	Terrell	\$1,295,580
131	Clay	\$19,110	92	Johnson	\$177,270	21	Thomas	\$3,458,578
142	Clayton	\$2,793	132	Jones	\$19,105	42	Tift	\$1,293,675
5	Clinch	\$13,127,250	74	Lamar	\$381,055	62	Toombs	\$706,178
-	Cobb	\$0	28	Lanier	\$2,695,590	104	Towns	\$141,400
46	Coffee	\$1,143,636	90	Laurens	\$205,931	118	Treutlen	\$67,440
45	Colquitt	\$1,178,551	15	Lee	\$5,631,240	98	Troup	\$160,300
-	Columbia	\$0	135	Liberty	\$16,656	48	Turner	\$1,133,140
33	Cook	\$2,017,097	114	Lincoln	\$97,570	102	Twiggs	\$148,688
93	Coweta	\$174,957	55	Long	\$949,008	-	Union	\$0
16	Crawford	\$4,490,075	13	Lowndes	\$6,307,230	67	Upson	\$619,766
24	Crisp	\$3,229,200	71	Lumpkin	\$503,370	105	Walker	\$137,500
127	Dade	\$27,000	4	Macon	\$14,385,140	89	Walton	\$227,240
-	Dawson	\$0	85	Madison	\$261,126	14	Ware	\$5,907,900
47	Decatur	\$1,137,838	129	Marion	\$21,938	108	Warren	\$132,600
-	DeKalb	\$0	88	McDuffie	\$241,200	54	Washington	\$971,010
77	Dodge	\$345,750	111	McIntosh	\$109,224	23	Wayne	\$3,325,744
36	Dooly	\$1,840,914	22	Meriwether	\$3,333,628	53	Webster	\$983,685
2	Dougherty	\$32,623,096	95	Miller	\$168,230	64	Wheeler	\$677,625
141	Douglas	\$3,120	8	Mitchell	\$8,863,823	82	White	\$296,700
87	Early	\$244,238	51	Monroe	\$1,023,394	119	Whitfield	\$58,600
-	Echols	\$0	58	Montgomery	\$907,920	50	Wilcox	\$1,038,064
70	Effingham	\$505,070	76	Morgan	\$351,390	-	Wilkes	\$0
122	Elbert	\$40,280	128	Murray	\$23,400	110	Wilkinson	\$115,035
78	Emanuel	\$336,540	-	Muscogee	\$0	40	Worth	\$1,518,530
<b>GEORGIA</b>								<b>\$306,129,599</b>

# 2006 Georgia Farm Gate Value -Vegetables- \$ 828,146,418

## Vegetables 2006 Farm Gate Value



# Bell Peppers

# Farm Gate Value 2006

Rank	County	Acres	Farm Gate Value	Rank	County	Acres	Farm Gate Value
-	Appling		\$0	-	Effingham		\$0
10	Atkinson	64.0	\$679,104	-	Elbert		\$0
25	Bacon	5.0	\$15,720	-	Emanuel		\$0
-	Baker		\$0	-	Evans		\$0
-	Baldwin		\$0	-	Fannin		\$0
-	Banks		\$0	-	Fayette		\$0
-	Barrow		\$0	-	Floyd		\$0
-	Bartow		\$0	-	Forsyth		\$0
-	Ben Hill		\$0	-	Franklin		\$0
15	Berrien	46.0	\$225,714	-	Fulton		\$0
-	Bibb		\$0	-	Gilmer		\$0
-	Bleckley		\$0	-	Glascock		\$0
-	Brantley		\$0	-	Glynn		\$0
4	Brooks	1,000.0	\$6,591,000	36	Gordon	0.1	\$764
-	Bryan		\$0	14	Grady	42.0	\$280,600
-	Bulloch		\$0	-	Greene		\$0
-	Burke		\$0	-	Gwinnett		\$0
-	Butts		\$0	26	Habersham	5.0	\$15,270
-	Calhoun		\$0	24	Hall	2.0	\$16,500
-	Camden		\$0	33	Hancock	20.0	\$4,716
17	Candler	15.0	\$106,110	-	Haralson		\$0
-	Carroll		\$0	21	Harris	10.0	\$40,720
29	Catoosa	8.0	\$9,432	-	Hart		\$0
-	Charlton		\$0	-	Heard		\$0
-	Chatham		\$0	-	Henry		\$0
-	Chattahoochee		\$0	-	Houston		\$0
31	Chattooga	3.0	\$7,074	-	Irwin		\$0
-	Cherokee		\$0	-	Jackson		\$0
-	Clarke		\$0	-	Jasper		\$0
-	Clay		\$0	-	Jeff Davis		\$0
-	Clayton		\$0	-	Jefferson		\$0
12	Clinch	45.0	\$420,460	-	Jenkins		\$0
-	Cobb		\$0	-	Johnson		\$0
28	Coffee	3.0	\$12,733	-	Jones		\$0
1	Colquitt	1,420.0	\$31,476,000	-	Lamar		\$0
-	Columbia		\$0	-	Lanier		\$0
5	Cook	510.0	\$4,997,320	-	Laurens		\$0
-	Coweta		\$0	-	Lee		\$0
30	Crawford	1.6	\$8,505	-	Liberty		\$0
-	Crisp		\$0	-	Lincoln		\$0
-	Dade		\$0	-	Long		\$0
-	Dawson		\$0	6	Lowndes	430.0	\$4,770,520
20	Decatur	7.0	\$55,020	-	Lumpkin		\$0
-	DeKalb		\$0	-	Macon		\$0
11	Dodge	100.0	\$559,900	-	Madison		\$0
-	Dooly		\$0	34	Marion	1.0	\$1,572
-	Dougherty		\$0	-	McDuffie		\$0
-	Douglas		\$0	-	McIntosh		\$0
-	Early		\$0	-	Meriwether		\$0
2	Echols	951.0	\$13,673,786	-	Miller		\$0

# Bell Peppers

# Farm Gate Value 2006

Rank	County	Acres	Farm Gate Value
19	Mitchell	6.0	\$61,308
-	Monroe		\$0
-	Montgomery		\$0
-	Morgan		\$0
-	Murray		\$0
-	Muscogee		\$0
-	Newton		\$0
-	Oconee		\$0
-	Oglethorpe		\$0
-	Paulding		\$0
-	Peach		\$0
-	Pickens		\$0
-	Pierce		\$0
-	Pike		\$0
-	Polk		\$0
-	Pulaski		\$0
-	Putnam		\$0
-	Quitman		\$0
18	Rabun	8.0	\$69,224
-	Randolph		\$0
-	Richmond		\$0
-	Rockdale		\$0
37	Schley	1.0	\$197
-	Screven		\$0
22	Seminole	3.0	\$31,896
-	Spalding		\$0
-	Stephens		\$0
-	Stewart		\$0
7	Sumter	275.0	\$1,549,200
-	Talbot		\$0
-	Taliaferro		\$0
16	Tattnall	30.0	\$202,788
-	Taylor		\$0
23	Telfair	8.0	\$31,440
-	Terrell		\$0
13	Thomas	35.0	\$393,393
3	Tift	700.0	\$8,695,200
27	Toombs	6.0	\$14,148
-	Towns		\$0
-	Treutlen		\$0
-	Troup		\$0
-	Turner		\$0
-	Twiggs		\$0
-	Union		\$0
-	Upson		\$0
-	Walker		\$0
-	Walton		\$0
9	Ware	88.0	\$714,384
-	Warren		\$0
-	Washington		\$0

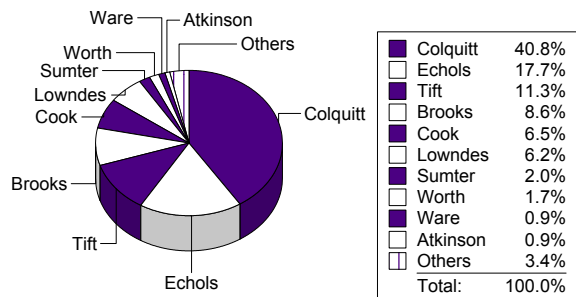
Rank	County	Acres	Farm Gate Value
32	Wayne	2.0	\$5,502
-	Webster		\$0
-	Wheeler		\$0
35	White	1.0	\$1,415
-	Whitfield		\$0
-	Wilcox		\$0
-	Wilkes		\$0
-	Wilkinson		\$0
8	Worth	100.0	\$1,318,200
<b>2006 Totals</b>		<b>5,952</b>	<b>\$77,056,833</b>

Percent of Vegetables

9.30%

## Top Ten Counties

For Bell Peppers



## Top Ten Counties

Bell Peppers

County	Acres	Farm Gate Value
Colquitt	1,420	\$31,476,000
Echols	951	\$13,673,786
Tift	700	\$8,695,200
Brooks	1,000	\$6,591,000
Cook	510	\$4,997,320
Lowndes	430	\$4,770,520
Sumter	275	\$1,549,200
Worth	100	\$1,318,200
Ware	88	\$714,384
Atkinson	64	\$679,104

# Cabbage

# Farm Gate Value 2006

Rank	County	Acres	Farm Gate Value	Rank	County	Acres	Farm Gate Value
22	Appling	5.0	\$10,220	-	Effingham		\$0
-	Atkinson		\$0	-	Elbert		\$0
17	Bacon	40.0	\$52,580	-	Emanuel		\$0
-	Baker		\$0	-	Evans		\$0
-	Baldwin		\$0	-	Fannin		\$0
-	Banks		\$0	-	Fayette		\$0
-	Barrow		\$0	-	Floyd		\$0
-	Bartow		\$0	-	Forsyth		\$0
28	Ben Hill	1.0	\$3,510	-	Franklin		\$0
13	Berrien	41.0	\$125,706	-	Fulton		\$0
-	Bibb		\$0	-	Gilmer		\$0
-	Bleckley		\$0	-	Glascock		\$0
-	Brantley		\$0	-	Glynn		\$0
3	Brooks	370.0	\$909,825	-	Gordon		\$0
-	Bryan		\$0	5	Grady	220.0	\$771,000
26	Bulloch	2.0	\$4,680	-	Greene		\$0
-	Burke		\$0	-	Gwinnett		\$0
-	Butts		\$0	-	Habersham		\$0
-	Calhoun		\$0	-	Hall		\$0
-	Camden		\$0	24	Hancock	15.0	\$7,665
20	Candler	5.0	\$16,608	-	Haralson		\$0
-	Carroll		\$0	20	Harris	5.0	\$16,608
-	Catoosa		\$0	-	Hart		\$0
-	Charlton		\$0	-	Heard		\$0
-	Chatham		\$0	-	Henry		\$0
-	Chattahoochee		\$0	-	Houston		\$0
27	Chattooga	3.0	\$4,599	15	Irwin	30.0	\$91,980
-	Cherokee		\$0	-	Jackson		\$0
-	Clarke		\$0	-	Jasper		\$0
-	Clay		\$0	-	Jeff Davis		\$0
-	Clayton		\$0	-	Jefferson		\$0
-	Clinch		\$0	-	Jenkins		\$0
-	Cobb		\$0	-	Johnson		\$0
-	Coffee		\$0	-	Jones		\$0
1	Colquitt	7,110.0	\$23,243,650	-	Lamar		\$0
-	Columbia		\$0	-	Lanier		\$0
9	Cook	150.0	\$498,225	-	Laurens		\$0
-	Coweta		\$0	-	Lee		\$0
23	Crawford	3.0	\$8,405	-	Liberty		\$0
-	Crisp		\$0	-	Lincoln		\$0
-	Dade		\$0	-	Long		\$0
-	Dawson		\$0	16	Lowndes	25.0	\$83,038
-	Decatur		\$0	-	Lumpkin		\$0
-	DeKalb		\$0	-	Macon		\$0
-	Dodge		\$0	-	Madison		\$0
-	Dooly		\$0	29	Marion	1.0	\$1,022
28	Dougherty	1.0	\$3,510	-	McDuffie		\$0
-	Douglas		\$0	-	McIntosh		\$0
-	Early		\$0	-	Meriwether		\$0
12	Echols	32.0	\$151,318	-	Miller		\$0

# Cabbage

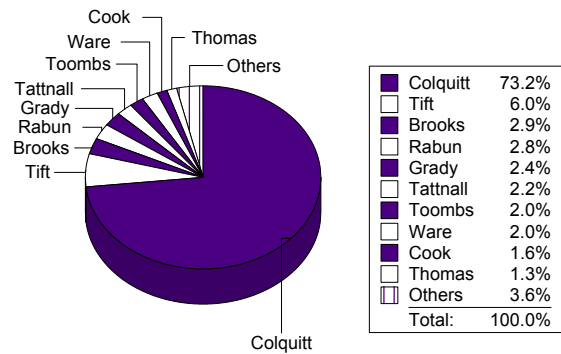
# Farm Gate Value 2006

Rank	County	Acres	Farm Gate Value
-	Mitchell		\$0
-	Monroe		\$0
-	Montgomery		\$0
-	Morgan		\$0
-	Murray		\$0
-	Muscogee		\$0
-	Newton		\$0
-	Oconee		\$0
-	Oglethorpe		\$0
-	Paulding		\$0
-	Peach		\$0
-	Pickens		\$0
-	Pierce		\$0
-	Pike		\$0
-	Polk		\$0
18	Pulaski	20.0	\$48,950
-	Putnam		\$0
-	Quitman		\$0
4	Rabun	150.0	\$877,500
-	Randolph		\$0
-	Richmond		\$0
-	Rockdale		\$0
-	Schley		\$0
-	Screven		\$0
-	Seminole		\$0
-	Spalding		\$0
-	Stephens		\$0
-	Stewart		\$0
-	Sumter		\$0
-	Talbot		\$0
-	Taliaferro		\$0
6	Tattnall	200.0	\$702,000
-	Taylor		\$0
25	Telfair	2.0	\$5,110
-	Terrell		\$0
10	Thomas	130.0	\$415,188
2	Tift	570.0	\$1,906,620
7	Toombs	302.0	\$646,952
-	Towns		\$0
-	Treutlen		\$0
-	Troup		\$0
-	Turner		\$0
-	Twiggs		\$0
14	Union	40.0	\$110,410
-	Upson		\$0
-	Walker		\$0
-	Walton		\$0
8	Ware	190.0	\$624,615
-	Warren		\$0
21	Washington	6.0	\$13,152

Rank	County	Acres	Farm Gate Value
19	Wayne	13.0	\$33,990
-	Webster		\$0
-	Wheeler		\$0
-	White		\$0
-	Whitfield		\$0
-	Wilcox		\$0
-	Wilkes		\$0
-	Wilkinson		\$0
11	Worth	105.0	\$362,895
<b>2006 Totals</b>		<b>9,787</b>	<b>\$31,751,529</b>

**Percent of Vegetables 3.83%**

## Top Ten Counties For Cabbage



Top Ten Counties Cabbage		
County	Acres	Farm Gate Value
Colquitt	7,110	\$23,243,650
Tift	570	\$1,906,620
Brooks	370	\$909,825
Rabun	150	\$877,500
Grady	220	\$771,000
Tattnall	200	\$702,000
Toombs	302	\$646,952
Ware	190	\$624,615
Cook	150	\$498,225
Thomas	130	\$415,188

# Cantaloupe

# Farm Gate Value 2006

Rank	County	Acres	Farm Gate Value	Rank	County	Acres	Farm Gate Value
29	Appling	10.0	\$63,000	27	Effingham	5.0	\$84,000
-	Atkinson		\$0	-	Elbert		\$0
-	Bacon		\$0	-	Emanuel		\$0
29	Baker	25.0	\$63,000	-	Evans		\$0
-	Baldwin		\$0	42	Fannin	2.0	\$8,400
-	Banks		\$0	48	Fayette	2.0	\$1,050
-	Barrow		\$0	44	Floyd	0.8	\$4,704
-	Bartow		\$0	-	Forsyth		\$0
28	Ben Hill	10.0	\$73,500	-	Franklin		\$0
12	Berrien	69.0	\$910,350	-	Fulton		\$0
-	Bibb		\$0	-	Gilmer		\$0
-	Bleckley		\$0	-	Glascock		\$0
-	Brantley		\$0	-	Glynn		\$0
16	Brooks	50.0	\$315,000	47	Gordon	0.5	\$2,624
-	Bryan		\$0	-	Grady		\$0
5	Bulloch	200.0	\$1,293,750	-	Greene		\$0
-	Burke		\$0	-	Gwinnett		\$0
-	Butts		\$0	-	Habersham		\$0
-	Calhoun		\$0	26	Hall	6.0	\$86,400
-	Camden		\$0	37	Hancock	5.0	\$15,750
17	Candler	30.0	\$252,000	-	Haralson		\$0
-	Carroll		\$0	30	Harris	10.0	\$60,750
-	Catoosa		\$0	39	Hart	3.0	\$13,500
-	Charlton		\$0	-	Heard		\$0
-	Chatham		\$0	-	Henry		\$0
-	Chattahoochee		\$0	-	Houston		\$0
36	Chattooga	3.5	\$18,375	38	Irwin	2.0	\$14,700
-	Cherokee		\$0	-	Jackson		\$0
-	Clarke		\$0	-	Jasper		\$0
-	Clay		\$0	-	Jeff Davis		\$0
-	Clayton		\$0	45	Jefferson	0.5	\$3,675
-	Clinch		\$0	-	Jenkins		\$0
-	Cobb		\$0	-	Johnson		\$0
-	Coffee		\$0	-	Jones		\$0
2	Colquitt	760.0	\$11,970,000	33	Lamar	5.0	\$26,250
-	Columbia		\$0	-	Lanier		\$0
9	Cook	156.0	\$1,146,600	27	Laurens	10.0	\$84,000
-	Coweta		\$0	-	Lee		\$0
43	Crawford	1.0	\$5,250	-	Liberty		\$0
8	Crisp	147.0	\$1,173,060	-	Lincoln		\$0
-	Dade		\$0	-	Long		\$0
-	Dawson		\$0	18	Lowndes	30.0	\$189,000
40	Decatur	1.0	\$12,600	-	Lumpkin		\$0
-	DeKalb		\$0	-	Macon		\$0
10	Dodge	110.0	\$1,039,500	34	Madison	4.0	\$22,680
11	Dooly	159.0	\$934,920	19	Marion	100.0	\$157,500
32	Dougherty	5.0	\$31,500	-	McDuffie		\$0
-	Douglas		\$0	-	McIntosh		\$0
-	Early		\$0	25	Meriwether	15.0	\$103,950
7	Echols	94.0	\$1,227,150	-	Miller		\$0

# Cantaloupe

# Farm Gate Value 2006

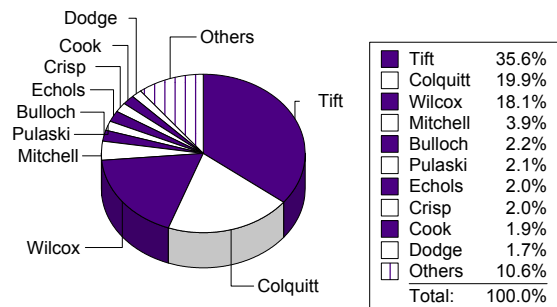
Rank	County	Acres	Farm Gate Value
4	Mitchell	140.0	\$2,352,000
-	Monroe		\$0
-	Montgomery		\$0
-	Morgan		\$0
-	Murray		\$0
-	Muscogee		\$0
-	Newton		\$0
-	Oconee		\$0
-	Oglethorpe		\$0
33	Paulding	5.0	\$26,250
-	Peach		\$0
-	Pickens		\$0
-	Pierce		\$0
37	Pike	3.0	\$15,750
-	Polk		\$0
6	Pulaski	145.0	\$1,236,900
-	Putnam		\$0
-	Quitman		\$0
31	Rabun	5.0	\$33,750
-	Randolph		\$0
35	Richmond	3.0	\$22,050
-	Rockdale		\$0
-	Schley		\$0
-	Screven		\$0
22	Seminole	19.0	\$123,450
-	Spalding		\$0
-	Stephens		\$0
-	Stewart		\$0
-	Sumter		\$0
-	Talbot		\$0
-	Taliaferro		\$0
20	Tattnall	20.0	\$147,000
-	Taylor		\$0
16	Telfair	10.0	\$315,000
-	Terrell		\$0
-	Thomas		\$0
1	Tift	1,700.0	\$21,405,000
24	Toombs	14.8	\$108,780
-	Towns		\$0
-	Treutlen		\$0
-	Troup		\$0
13	Turner	157.0	\$837,200
-	Twiggs		\$0
-	Union		\$0
-	Upson		\$0
41	Walker	2.0	\$11,250
-	Walton		\$0
-	Ware		\$0
21	Warren	20.0	\$134,400
-	Washington		\$0

Rank	County	Acres	Farm Gate Value
15	Wayne	65.0	\$433,650
-	Webster		\$0
23	Wheeler	12.0	\$117,180
-	White		\$0
-	Whitfield		\$0
3	Wilcox	960.0	\$10,891,000
-	Wilkes		\$0
46	Wilkinson	1.0	\$3,375
14	Worth	76.0	\$462,840
<b>2006 Totals</b>		<b>5,389</b>	<b>\$60,085,313</b>

Percent of Vegetables

7.26%

## Top Ten Counties For Cantaloupe



## Top Ten Counties Cantaloupe

County	Acres	Farm Gate Value
Tift	1,700	\$21,405,000
Colquitt	760	\$11,970,000
Wilcox	960	\$10,891,000
Mitchell	140	\$2,352,000
Bulloch	200	\$1,293,750
Pulaski	145	\$1,236,900
Echols	94	\$1,227,150
Crisp	147	\$1,173,060
Cook	156	\$1,146,600
Dodge	110	\$1,039,500

# Cucumbers

# Farm Gate Value 2006

Rank	County	Acres	Farm Gate Value	Rank	County	Acres	Farm Gate Value
-	Appling		\$0	30	Effingham	1.0	\$6,105
-	Atkinson		\$0	-	Elbert		\$0
22	Bacon	25.0	\$43,900	-	Emanuel		\$0
22	Baker	50.0	\$43,900	17	Evans	50.0	\$175,600
-	Baldwin		\$0	-	Fannin		\$0
-	Banks		\$0	20	Fayette	15.0	\$73,260
-	Barrow		\$0	-	Floyd		\$0
-	Bartow		\$0	-	Forsyth		\$0
-	Ben Hill		\$0	-	Franklin		\$0
15	Berrien	257.0	\$235,364	-	Fulton		\$0
-	Bibb		\$0	31	Gilmer	5.0	\$4,070
-	Bleckley		\$0	-	Glascocock		\$0
-	Brantley		\$0	-	Glynn		\$0
3	Brooks	1,204.0	\$5,328,000	38	Gordon	0.1	\$326
-	Bryan		\$0	-	Grady		\$0
-	Bulloch		\$0	-	Greene		\$0
-	Burke		\$0	-	Gwinnett		\$0
-	Butts		\$0	32	Habersham	2.0	\$3,512
-	Calhoun		\$0	33	Hall	2.0	\$2,700
-	Camden		\$0	29	Hancock	15.0	\$6,585
25	Candler	5.0	\$14,245	-	Haralson		\$0
-	Carroll		\$0	28	Harris	3.0	\$8,547
37	Catoosa	10.5	\$427	36	Hart	1.0	\$570
-	Charlton		\$0	-	Heard		\$0
-	Chatham		\$0	-	Henry		\$0
-	Chattahoochee		\$0	-	Houston		\$0
34	Chattooga	4.0	\$2,605	13	Irwin	203.0	\$330,484
-	Cherokee		\$0	-	Jackson		\$0
-	Clarke		\$0	-	Jasper		\$0
-	Clay		\$0	-	Jeff Davis		\$0
-	Clayton		\$0	-	Jefferson		\$0
-	Clinch		\$0	-	Jenkins		\$0
-	Cobb		\$0	-	Johnson		\$0
20	Coffee	12.0	\$73,260	-	Jones		\$0
1	Colquitt	2,925.0	\$11,022,530	-	Lamar		\$0
-	Columbia		\$0	-	Lanier		\$0
4	Cook	850.0	\$4,246,450	-	Laurens		\$0
-	Coweta		\$0	-	Lee		\$0
35	Crawford	2.0	\$2,442	-	Liberty		\$0
-	Crisp		\$0	-	Lincoln		\$0
-	Dade		\$0	24	Long	40.0	\$33,840
-	Dawson		\$0	6	Lowndes	440.0	\$2,343,200
19	Decatur	25.0	\$76,825	-	Lumpkin		\$0
-	DeKalb		\$0	12	Macon	125.0	\$384,125
7	Dodge	600.0	\$1,953,600	-	Madison		\$0
-	Dooly		\$0	-	Marion		\$0
-	Dougherty		\$0	-	McDuffie		\$0
-	Douglas		\$0	-	McIntosh		\$0
-	Early		\$0	-	Meriwether		\$0
2	Echols	1,348.5	\$9,797,005	-	Miller		\$0

# Cucumbers

# Farm Gate Value 2006

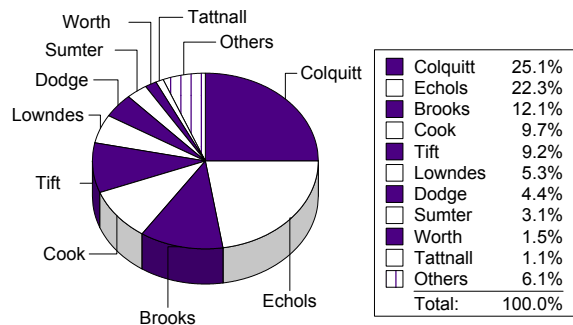
Rank	County	Acres	Farm Gate Value
21	Mitchell	45.0	\$62,271
-	Monroe		\$0
-	Montgomery		\$0
-	Morgan		\$0
-	Murray		\$0
-	Muscogee		\$0
-	Newton		\$0
-	Oconee		\$0
-	Oglethorpe		\$0
-	Paulding		\$0
-	Peach		\$0
-	Pickens		\$0
18	Pierce	107.0	\$90,298
-	Pike		\$0
-	Polk		\$0
30	Pulaski	3.0	\$6,105
-	Putnam		\$0
-	Quitman		\$0
-	Rabun		\$0
-	Randolph		\$0
-	Richmond		\$0
-	Rockdale		\$0
-	Schley		\$0
-	Screven		\$0
27	Seminole	2.0	\$12,210
-	Spalding		\$0
-	Stephens		\$0
-	Stewart		\$0
8	Sumter	950.0	\$1,346,920
-	Talbot		\$0
-	Taliaferro		\$0
10	Tattnall	145.0	\$499,855
26	Taylor	1.6	\$13,200
-	Telfair		\$0
-	Terrell		\$0
-	Thomas		\$0
5	Tift	1,150.0	\$4,047,775
11	Toombs	170.0	\$471,750
-	Towns		\$0
-	Treutlen		\$0
-	Troup		\$0
23	Turner	7.0	\$34,188
-	Twiggs		\$0
-	Union		\$0
-	Upton		\$0
-	Walker		\$0
-	Walton		\$0
14	Ware	70.0	\$266,490
-	Warren		\$0
-	Washington		\$0

Rank	County	Acres	Farm Gate Value
16	Wayne	84.9	\$206,776
-	Webster		\$0
-	Wheeler		\$0
-	White		\$0
-	Whitfield		\$0
-	Wilcox		\$0
-	Wilkes		\$0
-	Wilkinson		\$0
9	Worth	130.0	\$676,965
<b>2006 Totals</b>		<b>11,086</b>	<b>\$43,948,279</b>

Percent of Vegetables

5.31%

## Top Ten Counties For Cucumbers



## Top Ten Counties Cucumbers

County	Acres	Farm Gate Value
Colquitt	2,925	\$11,022,530
Echols	1,349	\$9,797,005
Brooks	1,204	\$5,328,000
Cook	850	\$4,246,450
Tift	1,150	\$4,047,775
Lowndes	440	\$2,343,200
Dodge	600	\$1,953,600
Sumter	950	\$1,346,920
Worth	130	\$676,965
Tattnall	145	\$499,855

# Eggplant

# Farm Gate Value 2006

Rank	County	Acres	Farm Gate Value	Rank	County	Acres	Farm Gate Value
-	Appling		\$0	-	Effingham		\$0
-	Atkinson		\$0	-	Elbert		\$0
-	Bacon		\$0	-	Emanuel		\$0
-	Baker		\$0	-	Evans		\$0
-	Baldwin		\$0	-	Fannin		\$0
-	Banks		\$0	-	Fayette		\$0
-	Barrow		\$0	-	Floyd		\$0
-	Bartow		\$0	-	Forsyth		\$0
-	Ben Hill		\$0	-	Franklin		\$0
-	Berrien		\$0	-	Fulton		\$0
-	Bibb		\$0	-	Gilmer		\$0
-	Bleckley		\$0	-	Glascock		\$0
-	Brantley		\$0	-	Glynn		\$0
4	Brooks	200.0	\$867,700	-	Gordon		\$0
-	Bryan		\$0	6	Grady	39.0	\$323,200
-	Bulloch		\$0	-	Greene		\$0
-	Burke		\$0	-	Gwinnett		\$0
-	Butts		\$0	-	Habersham		\$0
-	Calhoun		\$0	-	Hall		\$0
-	Camden		\$0	19	Hancock	5.0	\$1,588
16	Candler	1.0	\$7,935	-	Haralson		\$0
-	Carroll		\$0	15	Harris	1.5	\$11,903
-	Catoosa		\$0	-	Hart		\$0
-	Charlton		\$0	-	Heard		\$0
-	Chatham		\$0	-	Henry		\$0
-	Chattahoochee		\$0	-	Houston		\$0
20	Chattooga	0.8	\$159	9	Irwin	22.0	\$174,570
-	Cherokee		\$0	-	Jackson		\$0
-	Clarke		\$0	-	Jasper		\$0
-	Clay		\$0	-	Jeff Davis		\$0
-	Clayton		\$0	-	Jefferson		\$0
-	Clinch		\$0	-	Jenkins		\$0
-	Cobb		\$0	-	Johnson		\$0
-	Coffee		\$0	-	Jones		\$0
1	Colquitt	415.0	\$2,722,675	-	Lamar		\$0
-	Columbia		\$0	-	Lanier		\$0
8	Cook	40.0	\$211,600	-	Laurens		\$0
-	Coweta		\$0	-	Lee		\$0
18	Crawford	0.5	\$2,381	-	Liberty		\$0
-	Crisp		\$0	-	Lincoln		\$0
-	Dade		\$0	-	Long		\$0
-	Dawson		\$0	3	Lowndes	165.0	\$1,904,730
-	Decatur		\$0	-	Lumpkin		\$0
-	DeKalb		\$0	-	Macon		\$0
-	Dodge		\$0	-	Madison		\$0
-	Dooly		\$0	-	Marion		\$0
-	Dougherty		\$0	-	McDuffie		\$0
-	Douglas		\$0	-	McIntosh		\$0
-	Early		\$0	-	Meriwether		\$0
2	Echols	250.0	\$2,495,098	-	Miller		\$0

# Eggplant

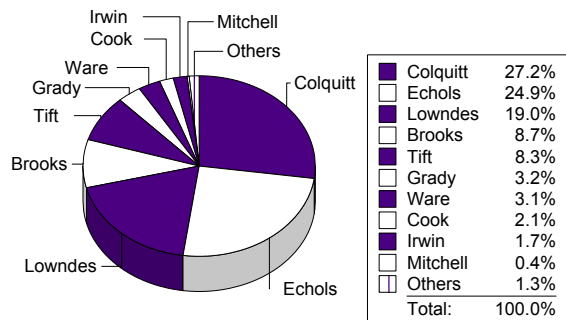
# Farm Gate Value 2006

Rank	County	Acres	Farm Gate Value
10	Mitchell	10.0	\$44,965
-	Monroe		\$0
-	Montgomery		\$0
-	Morgan		\$0
-	Murray		\$0
-	Muscogee		\$0
-	Newton		\$0
-	Oconee		\$0
-	Oglethorpe		\$0
-	Paulding		\$0
-	Peach		\$0
-	Pickens		\$0
-	Pierce		\$0
-	Pike		\$0
-	Polk		\$0
-	Pulaski		\$0
-	Putnam		\$0
-	Quitman		\$0
13	Rabun	3.0	\$17,145
-	Randolph		\$0
-	Richmond		\$0
-	Rockdale		\$0
-	Schley		\$0
-	Screven		\$0
14	Seminole	2.0	\$15,870
-	Spalding		\$0
-	Stephens		\$0
-	Stewart		\$0
-	Sumter		\$0
-	Talbot		\$0
-	Taliaferro		\$0
-	Tattnall		\$0
-	Taylor		\$0
-	Telfair		\$0
-	Terrell		\$0
-	Thomas		\$0
5	Tift	80.0	\$827,500
-	Toombs		\$0
-	Towns		\$0
11	Treutlen	19.0	\$36,746
-	Troup		\$0
12	Turner	4.0	\$31,740
-	Twiggs		\$0
-	Union		\$0
-	Upton		\$0
-	Walker		\$0
-	Walton		\$0
7	Ware	77.0	\$305,498
-	Warren		\$0
-	Washington		\$0

Rank	County	Acres	Farm Gate Value
17	Wayne	3.5	\$7,406
-	Webster		\$0
-	Wheeler		\$0
-	White		\$0
-	Whitfield		\$0
-	Wilcox		\$0
-	Wilkes		\$0
-	Wilkinson		\$0
-	Worth		\$0
<b>2006 Totals</b>		<b>1,338</b>	<b>\$10,010,407</b>

**Percent of Vegetables 1.21%**

## Top Ten Counties For Eggplant



Top Ten Counties Eggplant		
County	Acres	Farm Gate Value
Colquitt	415	\$2,722,675
Echols	250	\$2,495,098
Lowndes	165	\$1,904,730
Brooks	200	\$867,700
Tift	80	\$827,500
Grady	39	\$323,200
Ware	77	\$305,498
Cook	40	\$211,600
Irwin	22	\$174,570
Mitchell	10	\$44,965

# Greens

# Farm Gate Value 2006

## (collards, kale, lettuce, mustard, spinach, turnip greens)

Rank	County	Acres	Farm Gate Value	Rank	County	Acres	Farm Gate Value
38	Appling	15.0	\$39,027	-	Effingham	0.0	\$0
40	Atkinson	13.0	\$36,705	-	Elbert	0.0	\$0
22	Bacon	80.0	\$137,803	-	Emanuel	0.0	\$0
-	Baker	0.0	\$0	-	Evans	0.0	\$0
67	Baldwin	3.0	\$3,600	32	Fannin	50.0	\$52,400
-	Banks	0.0	\$0	46	Fayette	10.0	\$24,414
69	Barrow	3.0	\$1,491	-	Floyd	0.0	\$0
-	Bartow	0.0	\$0	-	Forsyth	0.0	\$0
37	Ben Hill	16.0	\$39,679	-	Franklin	0.0	\$0
14	Berrien	230.0	\$281,875	-	Fulton	0.0	\$0
-	Bibb	0.0	\$0	-	Gilmer	0.0	\$0
-	Bleckley	0.0	\$0	-	Glascocock	0.0	\$0
-	Brantley	0.0	\$0	-	Glynn	0.0	\$0
3	Brooks	1,160.0	\$4,262,005	-	Gordon	0.0	\$0
-	Bryan	0.0	\$0	10	Grady	400.0	\$561,875
24	Bulloch	56.0	\$127,530	63	Greene	7.0	\$5,229
26	Burke	55.0	\$101,775	-	Gwinnett	0.0	\$0
-	Butts	0.0	\$0	-	Habersham	0.0	\$0
-	Calhoun	0.0	\$0	57	Hall	4.0	\$7,800
-	Camden	0.0	\$0	27	Hancock	185.0	\$91,958
47	Candler	9.0	\$23,675	53	Haralson	5.0	\$12,285
-	Carroll	0.0	\$0	58	Harris	3.0	\$7,350
66	Catoosa	22.0	\$3,712	61	Hart	5.0	\$7,040
72	Charlton	2.0	\$819	-	Heard	0.0	\$0
-	Chatham	0.0	\$0	-	Henry	0.0	\$0
-	Chattahoochee	0.0	\$0	-	Houston	0.0	\$0
70	Chattooga	1.0	\$1,050	11	Irwin	145.0	\$352,535
-	Cherokee	0.0	\$0	-	Jackson	0.0	\$0
51	Clarke	3.0	\$13,986	-	Jasper	0.0	\$0
-	Clay	0.0	\$0	45	Jeff Davis	10.0	\$30,105
-	Clayton	0.0	\$0	-	Jefferson	0.0	\$0
-	Clinch	0.0	\$0	44	Jenkins	30.0	\$33,750
-	Cobb	0.0	\$0	-	Johnson	0.0	\$0
31	Coffee	20.0	\$55,769	-	Jones	0.0	\$0
1	Colquitt	6,300.0	\$30,144,800	34	Lamar	70.0	\$50,490
-	Columbia	0.0	\$0	-	Lanier	0.0	\$0
9	Cook	280.0	\$587,100	68	Laurens	3.3	\$1,989
62	Coweta	1.0	\$5,288	-	Lee	0.0	\$0
50	Crawford	6.0	\$14,585	-	Liberty	0.0	\$0
20	Crisp	65.0	\$150,000	-	Lincoln	0.0	\$0
-	Dade	0.0	\$0	39	Long	25.0	\$37,584
-	Dawson	0.0	\$0	12	Lowndes	105.0	\$308,573
60	Decatur	3.0	\$7,192	-	Lumpkin	0.0	\$0
-	DeKalb	0.0	\$0	16	Macon	175.0	\$220,500
28	Dodge	75.0	\$83,235	23	Madison	140.0	\$129,403
17	Dooly	145.0	\$203,000	48	Marion	14.0	\$22,000
55	Dougherty	5.0	\$12,000	-	McDuffie	0.0	\$0
-	Douglas	0.0	\$0	-	McIntosh	0.0	\$0
-	Early	0.0	\$0	19	Meriwether	60.0	\$157,290
7	Echols	402.0	\$862,095	-	Miller	0.0	\$0

# Greens

# Farm Gate Value 2006

(collards, kale, lettuce, mustard, spinach, turnip greens)

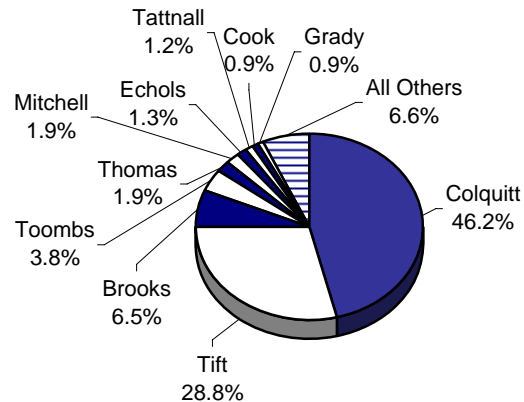
Rank	County	Acres	Farm Gate Value
6	Mitchell	545.0	\$1,258,525
-	Monroe	0.0	\$0
-	Montgomery	0.0	\$0
-	Morgan	0.0	\$0
-	Murray	0.0	\$0
-	Muscogee	0.0	\$0
-	Newton	0.0	\$0
-	Oconee	0.0	\$0
-	Oglethorpe	0.0	\$0
35	Paulding	55.0	\$40,761
54	Peach	11.5	\$12,006
-	Pickens	0.0	\$0
71	Pierce	1.0	\$1,050
42	Pike	50.0	\$35,385
-	Polk	0.0	\$0
30	Pulaski	30.0	\$72,750
-	Putnam	0.0	\$0
-	Quitman	0.0	\$0
-	Rabun	0.0	\$0
-	Randolph	0.0	\$0
49	Richmond	6.0	\$14,855
-	Rockdale	0.0	\$0
64	Schley	4.0	\$4,048
-	Screven	0.0	\$0
-	Seminole	0.0	\$0
-	Spalding	0.0	\$0
-	Stephens	0.0	\$0
-	Stewart	0.0	\$0
-	Sumter	0.0	\$0
52	Talbot	10.0	\$13,000
-	Taliaferro	0.0	\$0
8	Tattnall	300.0	\$776,700
21	Taylor	127.0	\$142,472
18	Telfair	164.0	\$164,000
-	Terrell	0.0	\$0
5	Thomas	472.0	\$1,271,205
2	Tift	6,540.0	\$18,763,150
4	Toombs	925.0	\$2,460,088
-	Towns	0.0	\$0
-	Treutlen	0.0	\$0
-	Troup	0.0	\$0
41	Turner	13.0	\$35,945
-	Twiggs	0.0	\$0
15	Union	75.0	\$230,000
-	Upson	0.0	\$0
-	Walker	0.0	\$0
-	Walton	0.0	\$0
-	Ware	0.0	\$0
59	Warren	3.0	\$7,200
43	Washington	17.0	\$34,941

Rank	County	Acres	Farm Gate Value
25	Wayne	43.0	\$111,633
65	Webster	1.8	\$3,911
13	Wheeler	87.0	\$285,482
29	White	55.0	\$76,645
-	Whitfield	0.0	\$0
36	Wilcox	16.0	\$40,148
-	Wilkes	0.0	\$0
56	Wilkinson	8.0	\$8,400
33	Worth	20.0	\$51,962

**2006 Totals**                      **19,996**                      **\$65,230,623**

**Percent of Vegetables**                      **7.88%**

**Top Ten Counties For Greens**



**Top Ten Counties Greens**

County	Acres	Farm Gate Value
Colquitt	6300	\$30,144,800
Tift	6540	\$18,763,150
Brooks	1160	\$4,262,005
Toombs	925	\$2,460,088
Thomas	472	\$1,271,205
Mitchell	545	\$1,258,525
Echols	402	\$862,095
Tattnall	300	\$776,700
Cook	280	\$587,100
Grady	400	\$561,875

# Okra

# Farm Gate Value 2006

Rank	County	Acres	Farm Gate Value	Rank	County	Acres	Farm Gate Value
-	Appling		\$0	-	Effingham		\$0
-	Atkinson		\$0	-	Elbert		\$0
30	Bacon	5.0	\$8,750	-	Emanuel		\$0
43	Baker	2.0	\$1,750	-	Evans		\$0
-	Baldwin		\$0	-	Fannin		\$0
-	Banks		\$0	-	Fayette		\$0
-	Barrow		\$0	-	Floyd		\$0
-	Bartow		\$0	-	Forsyth		\$0
27	Ben Hill	2.0	\$12,250	-	Franklin		\$0
26	Berrien	6.0	\$13,650	-	Fulton		\$0
-	Bibb		\$0	-	Gilmer		\$0
-	Bleckley		\$0	-	Glascock		\$0
-	Brantley		\$0	-	Glynn		\$0
2	Brooks	15.0	\$196,875	45	Gordon	0.2	\$667
-	Bryan		\$0	5	Grady	44.0	\$93,440
19	Bulloch	4.0	\$22,220	-	Greene		\$0
-	Burke		\$0	-	Gwinnett		\$0
-	Butts		\$0	23	Habersham	3.0	\$16,665
-	Calhoun		\$0	25	Hall	4.0	\$14,140
-	Camden		\$0	8	Hancock	25.0	\$88,375
15	Candler	5.0	\$30,625	-	Haralson		\$0
-	Carroll		\$0	21	Harris	3.0	\$18,375
46	Catoosa	1.0	\$438	-	Hart		\$0
39	Charlton	2.0	\$3,500	-	Heard		\$0
-	Chatham		\$0	-	Henry		\$0
-	Chattahoochee		\$0	-	Houston		\$0
31	Chattooga	5.0	\$7,875	-	Irwin		\$0
-	Cherokee		\$0	-	Jackson		\$0
-	Clarke		\$0	-	Jasper		\$0
-	Clay		\$0	-	Jeff Davis		\$0
-	Clayton		\$0	36	Jefferson	0.7	\$4,288
-	Clinch		\$0	-	Jenkins		\$0
-	Cobb		\$0	21	Johnson	3.0	\$18,375
14	Coffee	6.0	\$36,750	-	Jones		\$0
20	Colquitt	4.5	\$19,688	17	Lamar	15.0	\$26,250
-	Columbia		\$0	-	Lanier		\$0
-	Cook		\$0	44	Laurens	1.0	\$1,313
43	Coweta	2.0	\$1,750	-	Lee		\$0
27	Crawford	2.0	\$12,250	-	Liberty		\$0
-	Crisp		\$0	-	Lincoln		\$0
-	Dade		\$0	-	Long		\$0
-	Dawson		\$0	6	Lowndes	16.0	\$91,000
34	Decatur	1.0	\$5,250	-	Lumpkin		\$0
-	DeKalb		\$0	-	Macon		\$0
4	Dodge	20.0	\$105,000	28	Madison	4.0	\$11,714
33	Dooley	3.5	\$6,125	43	Marion	2.0	\$1,750
-	Dougherty		\$0	-	McDuffie		\$0
-	Douglas		\$0	-	McIntosh		\$0
-	Early		\$0	-	Meriwether		\$0
43	Echols	1.0	\$1,750	-	Miller		\$0

# Okra

# Farm Gate Value 2006

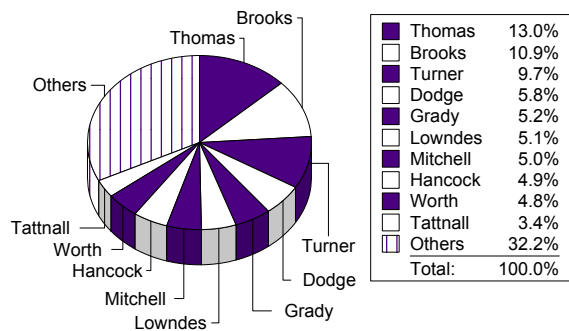
Rank	County	Acres	Farm Gate Value
7	Mitchell	17.0	\$89,250
-	Monroe		\$0
-	Montgomery		\$0
-	Morgan		\$0
-	Murray		\$0
-	Muscogee		\$0
-	Newton		\$0
32	Oconee	1.0	\$7,070
-	Oglethorpe		\$0
29	Paulding	6.0	\$10,500
-	Peach		\$0
35	Pickens	2.0	\$4,375
42	Pierce	1.0	\$2,020
22	Pike	10.0	\$17,500
-	Polk		\$0
12	Pulaski	8.0	\$49,000
-	Putnam		\$0
-	Quitman		\$0
-	Rabun		\$0
-	Randolph		\$0
-	Richmond		\$0
41	Rockdale	0.5	\$3,063
-	Schley		\$0
-	Screven		\$0
18	Seminole	4.0	\$24,500
-	Spalding		\$0
-	Stephens		\$0
-	Stewart		\$0
-	Sumter		\$0
-	Talbot		\$0
-	Taliaferro		\$0
10	Tattnall	10.0	\$61,250
-	Taylor		\$0
-	Telfair		\$0
-	Terrell		\$0
1	Thomas	34.0	\$234,800
27	Tift	2.0	\$12,250
40	Toombs	1.0	\$3,150
-	Towns		\$0
-	Treutlen		\$0
-	Troup		\$0
3	Turner	20.0	\$175,000
-	Twiggs		\$0
-	Union		\$0
-	Upson		\$0
16	Walker	12.0	\$29,400
-	Walton		\$0
-	Ware		\$0
-	Warren		\$0
24	Washington	3.0	\$15,470

Rank	County	Acres	Farm Gate Value
13	Wayne	8.0	\$42,610
-	Webster		\$0
11	Wheeler	8.0	\$53,900
37	White	3.0	\$4,200
38	Whitfield	1.0	\$3,535
-	Wilcox		\$0
-	Wilkes		\$0
-	Wilkinson		\$0
9	Worth	14.0	\$85,750
<b>2006 Totals</b>		<b>373</b>	<b>\$1,801,438</b>

Percent of Vegetables

0.22%

## Top Ten Counties For Okra



## Top Ten Counties

### Okra

County	Acres	Farm Gate Value
Thomas	34	\$234,800
Brooks	15	\$196,875
Turner	20	\$175,000
Dodge	20	\$105,000
Grady	44	\$93,440
Lowndes	16	\$91,000
Mitchell	17	\$89,250
Hancock	25	\$88,375
Worth	14	\$85,750
Tattnall	10	\$61,250

# Onions

# Farm Gate Value 2006

Rank	County	Acres	Farm Gate Value	Rank	County	Acres	Farm Gate Value
-	Appling		\$0	-	Effingham		\$0
-	Atkinson		\$0	-	Elbert		\$0
-	Bacon		\$0	12	Emanuel	55.0	\$464,063
-	Baker		\$0	3	Evans	842.0	\$8,420,000
-	Baldwin		\$0	-	Fannin		\$0
-	Banks		\$0	-	Fayette		\$0
-	Barrow		\$0	-	Floyd		\$0
-	Bartow		\$0	-	Forsyth		\$0
-	Ben Hill		\$0	-	Franklin		\$0
-	Berrien		\$0	-	Fulton		\$0
-	Bibb		\$0	-	Gilmer		\$0
-	Bleckley		\$0	-	Glascok		\$0
-	Brantley		\$0	-	Glynn		\$0
-	Brooks		\$0	-	Gordon		\$0
-	Bryan		\$0	-	Grady		\$0
6	Bulloch	850.0	\$6,906,250	-	Greene		\$0
-	Burke		\$0	-	Gwinnett		\$0
-	Butts		\$0	-	Habersham		\$0
-	Calhoun		\$0	-	Hall		\$0
-	Camden		\$0	-	Hancock		\$0
4	Candler	1,025.0	\$7,687,500	-	Haralson		\$0
-	Carroll		\$0	-	Harris		\$0
-	Catoosa		\$0	-	Hart		\$0
-	Charlton		\$0	-	Heard		\$0
-	Chatham		\$0	-	Henry		\$0
-	Chattahoochee		\$0	-	Houston		\$0
-	Chattooga		\$0	17	Irwin	3.0	\$16,406
-	Cherokee		\$0	-	Jackson		\$0
-	Clarke		\$0	-	Jasper		\$0
-	Clay		\$0	11	Jeff Davis	55.0	\$653,125
-	Clayton		\$0	-	Jefferson		\$0
-	Clinch		\$0	-	Jenkins		\$0
-	Cobb		\$0	-	Johnson		\$0
-	Coffee		\$0	-	Jones		\$0
-	Colquitt		\$0	-	Lamar		\$0
-	Columbia		\$0	-	Lanier		\$0
-	Cook		\$0	18	Laurens	3.3	\$16,250
-	Coweta		\$0	-	Lee		\$0
-	Crawford		\$0	-	Liberty		\$0
-	Crisp		\$0	-	Lincoln		\$0
-	Dade		\$0	13	Long	15.0	\$82,031
-	Dawson		\$0	-	Lowndes		\$0
-	Decatur		\$0	-	Lumpkin		\$0
-	DeKalb		\$0	-	Macon		\$0
-	Dodge		\$0	-	Madison		\$0
-	Dooly		\$0	-	Marion		\$0
-	Dougherty		\$0	-	McDuffie		\$0
-	Douglas		\$0	-	McIntosh		\$0
-	Early		\$0	-	Meriwether		\$0
-	Echols		\$0	-	Miller		\$0

# Onions

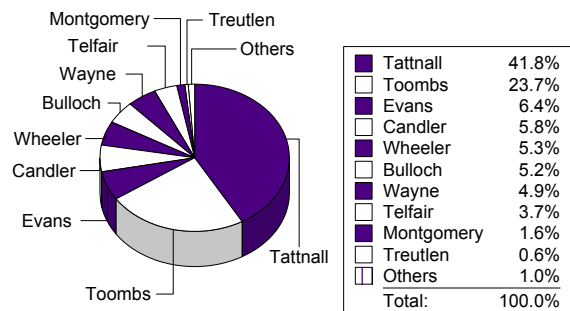
# Farm Gate Value 2006

Rank	County	Acres	Farm Gate Value
-	Mitchell		\$0
-	Monroe		\$0
9	Montgomery	333.4	\$2,083,750
-	Morgan		\$0
-	Murray		\$0
-	Muscogee		\$0
-	Newton		\$0
-	Oconee		\$0
-	Oglethorpe		\$0
-	Paulding		\$0
-	Peach		\$0
-	Pickens		\$0
-	Pierce		\$0
-	Pike		\$0
-	Polk		\$0
19	Pulaski	4.0	\$15,000
-	Putnam		\$0
-	Quitman		\$0
-	Rabun		\$0
-	Randolph		\$0
-	Richmond		\$0
-	Rockdale		\$0
-	Schley		\$0
16	Screven	3.0	\$16,875
15	Seminole	4.0	\$25,000
-	Spalding		\$0
-	Stephens		\$0
-	Stewart		\$0
-	Sumter		\$0
-	Talbot		\$0
-	Taliaferro		\$0
1	Tattnall	5,431.0	\$55,158,594
-	Taylor		\$0
8	Telfair	521.0	\$4,884,375
-	Terrell		\$0
-	Thomas		\$0
14	Tift	5.0	\$27,344
2	Toombs	4,170.4	\$31,278,000
-	Towns		\$0
10	Treutlen	83.0	\$804,063
-	Troup		\$0
-	Turner		\$0
-	Twiggs		\$0
-	Union		\$0
-	Upton		\$0
-	Walker		\$0
-	Walton		\$0
-	Ware		\$0
-	Warren		\$0
-	Washington		\$0

Rank	County	Acres	Farm Gate Value
7	Wayne	948.0	\$6,517,500
-	Webster		\$0
5	Wheeler	595.0	\$6,972,656
-	White		\$0
-	Whitfield		\$0
-	Wilcox		\$0
-	Wilkes		\$0
-	Wilkinson		\$0
-	Worth		\$0
<b>2006 Totals</b>		<b>14,946</b>	<b>\$132,028,781</b>

**Percent of Vegetables 15.94%**

## Top Ten Counties For Onions



Top Ten Counties Onions		
County	Acres	Farm Gate Value
Tattnall	5,431	\$55,158,594
Toombs	4,170	\$31,278,000
Evans	842	\$8,420,000
Candler	1,025	\$7,687,500
Wheeler	595	\$6,972,656
Bulloch	850	\$6,906,250
Wayne	948	\$6,517,500
Telfair	521	\$4,884,375
Montgomery	333	\$2,083,750
Treutlen	83	\$804,063

# Other Peppers

# Farm Gate Value 2006

(banana and hot peppers)

Rank	County	Acres	Farm Gate Value	Rank	County	Acres	Farm Gate Value
-	Appling	0.0	\$0	-	Effingham	0.0	\$0
-	Atkinson	0.0	\$0	-	Elbert	0.0	\$0
-	Bacon	0.0	\$0	-	Emanuel	0.0	\$0
-	Baker	0.0	\$0	-	Evans	0.0	\$0
-	Baldwin	0.0	\$0	-	Fannin	0.0	\$0
-	Banks	0.0	\$0	19	Fayette	2.0	\$10,500
-	Barrow	0.0	\$0	-	Floyd	0.0	\$0
-	Bartow	0.0	\$0	-	Forsyth	0.0	\$0
-	Ben Hill	0.0	\$0	-	Franklin	0.0	\$0
-	Berrien	0.0	\$0	-	Fulton	0.0	\$0
-	Bibb	0.0	\$0	-	Gilmer	0.0	\$0
-	Bleckley	0.0	\$0	-	Glascok	0.0	\$0
-	Brantley	0.0	\$0	-	Glynn	0.0	\$0
6	Brooks	70.0	\$459,650	-	Gordon	0.0	\$0
-	Bryan	0.0	\$0	7	Grady	23.0	\$391,272
-	Bulloch	0.0	\$0	-	Greene	0.0	\$0
-	Burke	0.0	\$0	-	Gwinnett	0.0	\$0
-	Butts	0.0	\$0	-	Habersham	0.0	\$0
-	Calhoun	0.0	\$0	17	Hall	2.0	\$17,622
-	Camden	0.0	\$0	11	Hancock	35.0	\$94,290
-	Candler	0.0	\$0	-	Haralson	0.0	\$0
-	Carroll	0.0	\$0	-	Harris	0.0	\$0
-	Catoosa	0.0	\$0	-	Hart	0.0	\$0
-	Charlton	0.0	\$0	-	Heard	0.0	\$0
-	Chatham	0.0	\$0	-	Henry	0.0	\$0
-	Chattahoochee	0.0	\$0	-	Houston	0.0	\$0
20	Chattooga	1.0	\$350	-	Irwin	0.0	\$0
-	Cherokee	0.0	\$0	-	Jackson	0.0	\$0
-	Clarke	0.0	\$0	-	Jasper	0.0	\$0
-	Clay	0.0	\$0	-	Jeff Davis	0.0	\$0
-	Clayton	0.0	\$0	-	Jefferson	0.0	\$0
-	Clinch	0.0	\$0	-	Jenkins	0.0	\$0
-	Cobb	0.0	\$0	-	Johnson	0.0	\$0
-	Coffee	0.0	\$0	-	Jones	0.0	\$0
1	Colquitt	362.5	\$5,517,892	-	Lamar	0.0	\$0
-	Columbia	0.0	\$0	-	Lanier	0.0	\$0
-	Cook	0.0	\$0	-	Laurens	0.0	\$0
-	Coweta	0.0	\$0	-	Lee	0.0	\$0
14	Crawford	7.0	\$51,049	-	Liberty	0.0	\$0
-	Crisp	0.0	\$0	-	Lincoln	0.0	\$0
-	Dade	0.0	\$0	-	Long	0.0	\$0
-	Dawson	0.0	\$0	9	Lowndes	20.5	\$199,358
15	Decatur	2.0	\$18,090	-	Lumpkin	0.0	\$0
-	DeKalb	0.0	\$0	-	Macon	0.0	\$0
-	Dodge	0.0	\$0	-	Madison	0.0	\$0
-	Dooly	0.0	\$0	-	Marion	0.0	\$0
-	Dougherty	0.0	\$0	-	McDuffie	0.0	\$0
-	Douglas	0.0	\$0	-	McIntosh	0.0	\$0
-	Early	0.0	\$0	-	Meriwether	0.0	\$0
4	Echols	36.0	\$604,654	-	Miller	0.0	\$0



# Other Vegetables

# Farm Gate Value 2006

County		Farm Gate Value	County		Farm Gate Value
61	Appling	\$34,560	82	Effingham	\$6,336
41	Atkinson	\$78,519	91	Elbert	\$540
44	Bacon	\$66,960	-	Emanuel	\$0
-	Baker	\$0	36	Evans	\$120,000
-	Baldwin	\$0	46	Fannin	\$66,263
-	Banks	\$0	70	Fayette	\$20,411
-	Barrow	\$0	59	Floyd	\$36,000
-	Bartow	\$0	-	Forsyth	\$0
42	Ben Hill	\$70,204	-	Franklin	\$0
-	Berrien	\$0	-	Fulton	\$0
-	Bibb	\$0	29	Gilmer	\$175,316
-	Bleckley	\$0	-	Glascocock	\$0
-	Brantley	\$0	-	Glynn	\$0
19	Brooks	\$297,250	84	Gordon	\$4,718
-	Bryan	\$0	7	Grady	\$1,691,090
23	Bulloch	\$254,565	-	Greene	\$0
55	Burke	\$40,356	-	Gwinnett	\$0
-	Butts	\$0	32	Habersham	\$161,195
-	Calhoun	\$0	38	Hall	\$106,203
-	Camden	\$0	20	Hancock	\$264,691
45	Candler	\$66,891	86	Haralson	\$4,000
39	Carroll	\$94,440	62	Harris	\$34,075
88	Catoosa	\$3,133	26	Hart	\$187,320
-	Charlton	\$0	68	Heard	\$25,000
-	Chatham	\$0	-	Henry	\$0
-	Chattahoochee	\$0	22	Houston	\$254,736
80	Chattooga	\$7,031	18	Irwin	\$339,142
-	Cherokee	\$0	-	Jackson	\$0
-	Clarke	\$0	25	Jasper	\$200,000
-	Clay	\$0	54	Jeff Davis	\$42,480
-	Clayton	\$0	89	Jefferson	\$1,184
73	Clinch	\$17,500	-	Jenkins	\$0
-	Cobb	\$0	-	Johnson	\$0
47	Coffee	\$64,896	-	Jones	\$0
3	Colquitt	\$9,928,135	57	Lamar	\$38,408
-	Columbia	\$0	35	Lanier	\$125,000
10	Cook	\$1,188,000	74	Laurens	\$13,874
52	Coweta	\$47,340	75	Lee	\$12,000
77	Crawford	\$11,439	-	Liberty	\$0
9	Crisp	\$1,245,992	-	Lincoln	\$0
14	Dade	\$540,000	-	Long	\$0
12	Dawson	\$787,500	33	Lowndes	\$160,108
5	Decatur	\$3,184,128	27	Lumpkin	\$180,000
-	DeKalb	\$0	17	Macon	\$390,528
-	Dodge	\$0	67	Madison	\$25,690
16	Dooly	\$399,763	60	Marion	\$34,800
90	Dougherty	\$900	50	McDuffie	\$51,008
53	Douglas	\$43,000	-	McIntosh	\$0
-	Early	\$0	-	Meriwether	\$0
1	Echols	\$18,012,000	-	Miller	\$0

# Other Vegetables

# Farm Gate Value 2006

	County	Farm Gate Value
15	Mitchell	\$423,796
-	Monroe	\$0
-	Montgomery	\$0
-	Morgan	\$0
-	Murray	\$0
-	Muscogee	\$0
-	Newton	\$0
69	Oconee	\$23,918
-	Oglethorpe	\$0
30	Paulding	\$164,400
81	Peach	\$6,600
40	Pickens	\$82,562
63	Pierce	\$31,680
71	Pike	\$20,045
87	Polk	\$3,600
48	Pulaski	\$62,972
-	Putnam	\$0
-	Quitman	\$0
78	Rabun	\$10,800
-	Randolph	\$0
72	Richmond	\$19,810
83	Rockdale	\$5,931
65	Schley	\$29,544
-	Screven	\$0
13	Seminole	\$571,624
79	Spalding	\$10,000
43	Stephens	\$67,200
-	Stewart	\$0
-	Sumter	\$0
-	Talbot	\$0
-	Taliaferro	\$0
4	Tattnall	\$5,852,778
-	Taylor	\$0
-	Telfair	\$0
51	Terrell	\$48,240
31	Thomas	\$163,696
2	Tift	\$11,347,001
6	Toombs	\$2,187,408
-	Towns	\$0
-	Treutlen	\$0
-	Troup	\$0
11	Turner	\$1,177,050
-	Twiggs	\$0
21	Union	\$255,970
49	Upson	\$60,000
64	Walker	\$30,000
28	Walton	\$177,200
-	Ware	\$0
66	Warren	\$26,123
58	Washington	\$36,665

	County	Farm Gate Value
34	Wayne	\$151,474
85	Webster	\$4,262
8	Wheeler	\$1,590,207
56	White	\$39,500
76	Whitfield	\$12,000
24	Wilcox	\$251,488
-	Wilkes	\$0
-	Wilkinson	\$0
37	Worth	\$112,865
<b>2006 Totals</b>		<b>\$66,315,025</b>

**Percent of Vegetables 8.01%**

# Snap Beans

# Farm Gate Value 2006

Rank	County	Acres	Farm Gate Value	Rank	County	Acres	Farm Gate Value
-	Appling		\$0	-	Effingham		\$0
24	Atkinson	65.0	\$139,116	-	Elbert		\$0
12	Bacon	458.0	\$1,113,627	28	Emanuel	83.0	\$101,509
-	Baker		\$0	-	Evans		\$0
-	Baldwin		\$0	-	Fannin		\$0
-	Banks		\$0	34	Fayette	15.0	\$31,187
-	Barrow		\$0	-	Floyd		\$0
-	Bartow		\$0	-	Forsyth		\$0
21	Ben Hill	91.0	\$194,763	-	Franklin		\$0
23	Berrien	108.0	\$143,640	-	Fulton		\$0
-	Bibb		\$0	-	Gilmer		\$0
25	Bleckley	60.0	\$128,415	-	Glascock		\$0
-	Brantley		\$0	-	Glynn		\$0
40	Brooks	75.0	\$11,775	-	Gordon		\$0
-	Bryan		\$0	-	Grady		\$0
39	Bulloch	4.0	\$12,968	-	Greene		\$0
-	Burke		\$0	-	Gwinnett		\$0
-	Butts		\$0	-	Habersham		\$0
-	Calhoun		\$0	-	Hall		\$0
-	Camden		\$0	32	Hancock	45.0	\$40,598
31	Candler	20.0	\$44,028	-	Haralson		\$0
-	Carroll		\$0	-	Harris		\$0
-	Catoosa		\$0	-	Hart		\$0
-	Charlton		\$0	-	Heard		\$0
-	Chatham		\$0	-	Henry		\$0
-	Chattahoochee		\$0	33	Houston	80.0	\$37,680
48	Chattooga	3.0	\$3,669	10	Irwin	388.0	\$1,186,310
-	Cherokee		\$0	-	Jackson		\$0
-	Clarke		\$0	-	Jasper		\$0
-	Clay		\$0	-	Jeff Davis		\$0
-	Clayton		\$0	44	Jefferson	3.5	\$7,491
-	Clinch		\$0	-	Jenkins		\$0
-	Cobb		\$0	-	Johnson		\$0
-	Coffee		\$0	-	Jones		\$0
14	Colquitt	473.0	\$888,110	38	Lamar	10.0	\$15,288
-	Columbia		\$0	-	Lanier		\$0
35	Cook	50.0	\$23,550	-	Laurens		\$0
47	Coweta	5.0	\$5,674	11	Lee	416.0	\$1,147,318
-	Crawford		\$0	-	Liberty		\$0
20	Crisp	100.0	\$223,540	-	Lincoln		\$0
-	Dade		\$0	-	Long		\$0
-	Dawson		\$0	5	Lowndes	350.0	\$1,713,913
9	Decatur	800.0	\$1,260,000	-	Lumpkin		\$0
-	DeKalb		\$0	16	Macon	350.0	\$675,631
13	Dodge	500.0	\$965,188	-	Madison		\$0
-	Dooly		\$0	27	Marion	54.0	\$118,048
-	Dougherty		\$0	-	McDuffie		\$0
-	Douglas		\$0	-	McIntosh		\$0
-	Early		\$0	-	Meriwether		\$0
2	Echols	1,340.0	\$5,282,235	-	Miller		\$0

# Snap Beans

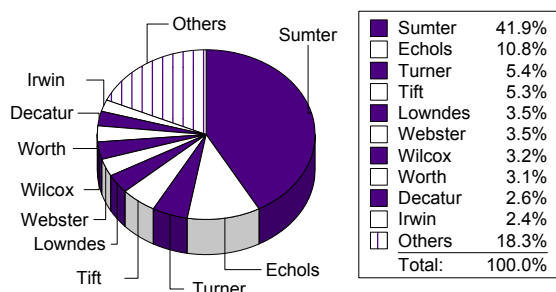
# Farm Gate Value 2006

Rank	County	Acres	Farm Gate Value
19	Mitchell	603.0	\$284,013
-	Monroe		\$0
-	Montgomery		\$0
-	Morgan		\$0
-	Murray		\$0
-	Muscogee		\$0
-	Newton		\$0
-	Oconee		\$0
-	Oglethorpe		\$0
36	Paulding	30.0	\$22,014
-	Peach		\$0
41	Pickens	5.0	\$8,867
-	Pierce		\$0
43	Pike	5.0	\$7,644
-	Polk		\$0
42	Pulaski	5.0	\$8,561
-	Putnam		\$0
-	Quitman		\$0
-	Rabun		\$0
-	Randolph		\$0
45	Richmond	3.0	\$6,421
-	Rockdale		\$0
22	Schley	56.0	\$150,674
-	Screven		\$0
15	Seminole	971.0	\$815,640
-	Spalding		\$0
-	Stephens		\$0
-	Stewart		\$0
1	Sumter	9,600.0	\$20,422,272
-	Talbot		\$0
-	Taliaferro		\$0
29	Tattnall	40.0	\$91,435
-	Taylor		\$0
37	Telfair	9.6	\$17,611
-	Terrell		\$0
26	Thomas	51.0	\$125,280
4	Tift	1,750.0	\$2,609,455
18	Toombs	310.0	\$614,478
-	Towns		\$0
-	Treutlen		\$0
-	Troup		\$0
3	Turner	1,231.0	\$2,634,648
-	Twiggs		\$0
-	Union		\$0
-	Upson		\$0
46	Walker	4.0	\$5,870
-	Walton		\$0
-	Ware		\$0
-	Warren		\$0
-	Washington		\$0

Rank	County	Acres	Farm Gate Value
17	Wayne	165.0	\$629,483
6	Webster	823.6	\$1,689,986
30	Wheeler	25.0	\$44,211
-	White		\$0
-	Whitfield		\$0
7	Wilcox	700.0	\$1,556,425
-	Wilkes		\$0
-	Wilkinson		\$0
8	Worth	540.0	\$1,531,845
<b>2006 Totals</b>		<b>22,874</b>	<b>\$48,792,101</b>

**Percent of Vegetables 5.89%**

## Top Ten Counties For Snap Beans



Top Ten Counties Snap Beans		
County	Acres	Farm Gate Value
Sumter	9,600	\$20,422,272
Echols	1,340	\$5,282,235
Turner	1,231	\$2,634,648
Tift	1,750	\$2,609,455
Lowndes	350	\$1,713,913
Webster	824	\$1,689,986
Wilcox	700	\$1,556,425
Worth	540	\$1,531,845
Decatur	800	\$1,260,000
Irwin	388	\$1,186,310

# Southern Peas

# Farm Gate Value 2006

Rank	County	Acres	Farm Gate Value	Rank	County	Acres	Farm Gate Value
-	Appling		\$0	-	Effingham		\$0
42	Atkinson	14.0	\$28,720	-	Elbert		\$0
36	Bacon	30.0	\$40,712	53	Emanuel	4.0	\$8,388
-	Baker		\$0	-	Evans		\$0
-	Baldwin		\$0	-	Fannin		\$0
-	Banks		\$0	-	Fayette		\$0
64	Barrow	3.0	\$2,367	-	Floyd		\$0
-	Bartow		\$0	-	Forsyth		\$0
28	Ben Hill	30.0	\$62,907	-	Franklin		\$0
17	Berrien	119.0	\$160,650	-	Fulton		\$0
40	Bibb	25.0	\$30,977	-	Gilmer		\$0
26	Bleckley	38.0	\$79,682	-	Glascock		\$0
-	Brantley		\$0	-	Glynn		\$0
25	Brooks	50.0	\$80,650	57	Gordon	4.3	\$6,785
-	Bryan		\$0	9	Grady	290.0	\$391,500
38	Bulloch	16.0	\$32,822	58	Greene	5.0	\$6,312
-	Burke		\$0	-	Gwinnett		\$0
-	Butts		\$0	-	Habersham		\$0
-	Calhoun		\$0	-	Hall		\$0
-	Camden		\$0	39	Hancock	35.0	\$31,840
50	Candler	5.0	\$12,098	-	Haralson		\$0
-	Carroll		\$0	-	Harris		\$0
-	Catoosa		\$0	-	Hart		\$0
62	Charlton	5.0	\$3,629	-	Heard		\$0
-	Chatham		\$0	-	Henry		\$0
-	Chattahoochee		\$0	51	Houston	8.0	\$10,856
61	Chattooga	4.0	\$5,162	20	Irwin	63.0	\$132,105
-	Cherokee		\$0	-	Jackson		\$0
-	Clarke		\$0	-	Jasper		\$0
-	Clay		\$0	43	Jeff Davis	13.0	\$27,260
-	Clayton		\$0	14	Jefferson	88.0	\$184,527
-	Clinch		\$0	-	Jenkins		\$0
-	Cobb		\$0	22	Johnson	150.0	\$126,240
37	Coffee	17.0	\$35,647	-	Jones		\$0
31	Colquitt	50.0	\$59,831	34	Lamar	30.0	\$43,551
-	Columbia		\$0	-	Lanier		\$0
32	Cook	25.0	\$52,423	27	Laurens	89.0	\$71,779
-	Coweta		\$0	30	Lee	42.8	\$62,133
44	Crawford	11.0	\$21,292	-	Liberty		\$0
12	Crisp	165.0	\$235,745	-	Lincoln		\$0
-	Dade		\$0	-	Long		\$0
-	Dawson		\$0	7	Lowndes	280.0	\$561,720
15	Decatur	85.0	\$178,237	-	Lumpkin		\$0
-	DeKalb		\$0	-	Macon		\$0
33	Dodge	30.0	\$48,390	63	Madison	2.0	\$2,903
16	Dooly	122.0	\$177,107	13	Marion	416.0	\$201,302
-	Dougherty		\$0	-	McDuffie		\$0
-	Douglas		\$0	-	McIntosh		\$0
-	Early		\$0	-	Meriwether		\$0
4	Echols	290.0	\$701,130	23	Miller	55.0	\$108,878

# Southern Peas

# Farm Gate Value 2006

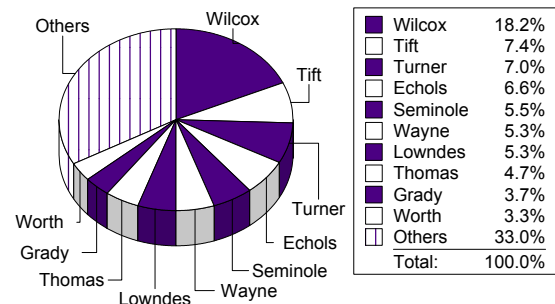
Rank	County	Acres	Farm Gate Value
11	Mitchell	176.0	\$335,181
-	Monroe		\$0
-	Montgomery		\$0
-	Morgan		\$0
-	Murray		\$0
-	Muscogee		\$0
-	Newton		\$0
56	Oconee	3.5	\$7,180
-	Oglethorpe		\$0
48	Paulding	18.0	\$14,517
60	Peach	5.0	\$6,131
-	Pickens		\$0
49	Pierce	17.0	\$13,671
41	Pike	20.0	\$29,034
-	Polk		\$0
19	Pulaski	89.0	\$143,873
-	Putnam		\$0
-	Quitman		\$0
-	Rabun		\$0
-	Randolph		\$0
59	Richmond	3.0	\$6,291
-	Rockdale		\$0
50	Schley	10.0	\$12,098
-	Screven		\$0
5	Seminole	245.0	\$583,100
-	Spalding		\$0
-	Stephens		\$0
62	Stewart	2.5	\$3,629
-	Sumter		\$0
46	Talbot	22.0	\$17,743
-	Taliaferro		\$0
29	Tattnall	30.0	\$62,680
52	Taylor	11.0	\$10,415
21	Telfair	65.0	\$131,056
-	Terrell		\$0
8	Thomas	225.0	\$496,584
2	Tift	375.0	\$786,338
35	Toombs	20.0	\$41,938
-	Towns		\$0
-	Treutlen		\$0
-	Troup		\$0
3	Turner	355.0	\$744,400
-	Twiggs		\$0
54	Union	5.0	\$7,890
-	Upson		\$0
-	Walker		\$0
-	Walton		\$0
-	Ware		\$0
47	Warren	40.0	\$16,130
24	Washington	80.0	\$89,488

Rank	County	Acres	Farm Gate Value
6	Wayne	321.0	\$562,776
45	Webster	14.0	\$20,324
18	Wheeler	34.0	\$151,138
-	White		\$0
-	Whitfield		\$0
1	Wilcox	925.0	\$1,933,945
-	Wilkes		\$0
55	Wilkinson	11.0	\$7,354
10	Worth	166.0	\$348,085
<b>2006 Totals</b>		<b>5,997</b>	<b>\$10,611,242</b>

**Percent of Vegetables**

**1.28%**

## Top Ten Counties For Southern Peas



## Top Ten Counties Southern Peas

County	Acres	Farm Gate Value
Wilcox	925	\$1,933,945
Tift	375	\$786,338
Turner	355	\$744,400
Echols	290	\$701,130
Seminole	245	\$583,100
Wayne	321	\$562,776
Lowndes	280	\$561,720
Thomas	225	\$496,584
Grady	290	\$391,500
Worth	166	\$348,085

# Squash

# Farm Gate Value 2006

(yellow and winter)

Rank	County	Acres	Farm Gate Value	Rank	County	Acres	Farm Gate Value
34	Appling	10.0	\$22,800	37	Effingham	4.0	\$16,528
12	Atkinson	106.0	\$476,064	-	Elbert	0.0	\$0
22	Bacon	45.0	\$76,700	-	Emanuel	0.0	\$0
-	Baker	0.0	\$0	-	Evans	0.0	\$0
-	Baldwin	0.0	\$0	-	Fannin	0.0	\$0
-	Banks	0.0	\$0	46	Fayette	3.0	\$4,560
-	Barrow	0.0	\$0	-	Floyd	0.0	\$0
-	Bartow	0.0	\$0	-	Forsyth	0.0	\$0
-	Ben Hill	0.0	\$0	-	Franklin	0.0	\$0
16	Berrien	168.0	\$255,360	-	Fulton	0.0	\$0
-	Bibb	0.0	\$0	32	Gilmer	15.0	\$22,800
-	Bleckley	0.0	\$0	-	Glascok	0.0	\$0
-	Brantley	0.0	\$0	-	Glynn	0.0	\$0
3	Brooks	570.0	\$2,589,050	51	Gordon	0.7	\$2,607
-	Bryan	0.0	\$0	20	Grady	50.0	\$114,475
-	Bulloch	0.0	\$0	-	Greene	0.0	\$0
-	Burke	0.0	\$0	-	Gwinnett	0.0	\$0
-	Butts	0.0	\$0	43	Habersham	3.0	\$5,556
-	Calhoun	0.0	\$0	44	Hall	3.0	\$4,880
-	Camden	0.0	\$0	35	Hancock	50.0	\$19,000
33	Candler	10.0	\$22,800	-	Haralson	0.0	\$0
-	Carroll	0.0	\$0	45	Harris	2.0	\$4,560
39	Catoosa	10.0	\$9,500	-	Hart	0.0	\$0
52	Charlton	3.0	\$2,280	-	Heard	0.0	\$0
-	Chatham	0.0	\$0	-	Henry	0.0	\$0
-	Chattahoochee	0.0	\$0	-	Houston	0.0	\$0
47	Chattooga	6.0	\$4,389	9	Irwin	480.0	\$1,094,400
-	Cherokee	0.0	\$0	-	Jackson	0.0	\$0
40	Clarke	12.0	\$9,380	-	Jasper	0.0	\$0
-	Clay	0.0	\$0	41	Jeff Davis	4.0	\$9,120
-	Clayton	0.0	\$0	57	Jefferson	0.2	\$456
-	Clinch	0.0	\$0	-	Jenkins	0.0	\$0
-	Cobb	0.0	\$0	36	Johnson	10.0	\$19,000
21	Coffee	21.0	\$95,760	-	Jones	0.0	\$0
2	Colquitt	1050.0	\$2,620,350	26	Lamar	25.0	\$38,000
-	Columbia	0.0	\$0	-	Lanier	0.0	\$0
7	Cook	250.0	\$1,353,600	-	Laurens	0.0	\$0
-	Coweta	0.0	\$0	-	Lee	0.0	\$0
42	Crawford	3.0	\$6,412	-	Liberty	0.0	\$0
-	Crisp	0.0	\$0	-	Lincoln	0.0	\$0
-	Dade	0.0	\$0	28	Long	16.0	\$33,056
-	Dawson	0.0	\$0	5	Lowndes	295.0	\$2,184,580
15	Decatur	140.0	\$269,980	-	Lumpkin	0.0	\$0
-	DeKalb	0.0	\$0	18	Macon	66.0	\$166,914
-	Dodge	0.0	\$0	-	Madison	0.0	\$0
55	Dooly	2.0	\$760	49	Marion	11.0	\$4,180
54	Dougherty	1.0	\$1,852	-	McDuffie	0.0	\$0
-	Douglas	0.0	\$0	-	McIntosh	0.0	\$0
-	Early	0.0	\$0	-	Meriwether	0.0	\$0
1	Echols	542.0	\$7,734,551	-	Miller	0.0	\$0

# Squash

# Farm Gate Value 2006

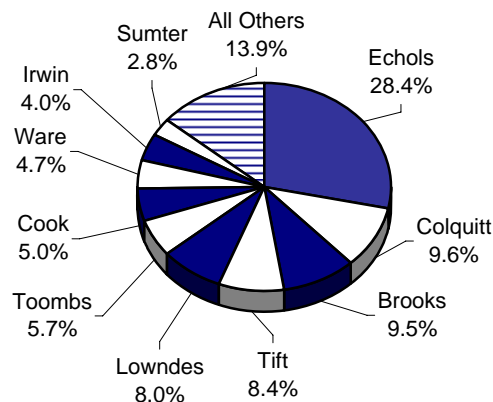
(yellow and winter)

Rank	County	Acres	Farm Gate Value
17	Mitchell	106.0	\$221,540
-	Monroe	0.0	\$0
-	Montgomery	0.0	\$0
-	Morgan	0.0	\$0
-	Murray	0.0	\$0
-	Muscogee	0.0	\$0
-	Newton	0.0	\$0
-	Oconee	0.0	\$0
-	Oglethorpe	0.0	\$0
-	Paulding	0.0	\$0
-	Peach	0.0	\$0
53	Pickens	2.0	\$1,900
13	Pierce	190.0	\$401,100
38	Pike	10.0	\$15,200
-	Polk	0.0	\$0
-	Pulaski	0.0	\$0
-	Putnam	0.0	\$0
-	Quitman	0.0	\$0
31	Rabun	5.0	\$23,150
-	Randolph	0.0	\$0
-	Richmond	0.0	\$0
56	Rockdale	0.3	\$570
-	Schley	0.0	\$0
-	Screven	0.0	\$0
29	Seminole	5.0	\$30,000
-	Spalding	0.0	\$0
-	Stephens	0.0	\$0
-	Stewart	0.0	\$0
10	Sumter	100.0	\$763,950
50	Talbot	2.0	\$3,040
-	Taliaferro	0.0	\$0
11	Tattnall	300.0	\$662,600
25	Taylor	4.8	\$39,600
24	Telfair	44.0	\$58,520
-	Terrell	0.0	\$0
14	Thomas	135.0	\$336,592
4	Tift	550.0	\$2,273,150
6	Toombs	685.0	\$1,546,633
-	Towns	0.0	\$0
-	Treutlen	0.0	\$0
-	Troup	0.0	\$0
-	Turner	0.0	\$0
-	Twiggs	0.0	\$0
-	Union	0.0	\$0
-	Upson	0.0	\$0
30	Walker	10.0	\$27,780
-	Walton	0.0	\$0
8	Ware	460.0	\$1,271,530
-	Warren	0.0	\$0
-	Washington	0.0	\$0

Rank	County	Acres	Farm Gate Value
23	Wayne	28.0	\$65,788
-	Webster	0.0	\$0
27	Wheeler	13.0	\$35,416
48	White	2.0	\$4,256
-	Whitfield	0.0	\$0
-	Wilcox	0.0	\$0
-	Wilkes	0.0	\$0
-	Wilkinson	0.0	\$0
19	Worth	34.0	\$141,740
<b>2006 Totals</b>		<b>6,673</b>	<b>\$27,220,313</b>

**Percent of Vegetables 3.29%**

**Top Ten Counties For Squash**



**Top Ten Counties Squash**

County	Acres	Farm Gate Value
Echols	542	\$7,734,551
Colquitt	1050	\$2,620,350
Brooks	570	\$2,589,050
Tift	550	\$2,273,150
Lowndes	295	\$2,184,580
Toombs	685	\$1,546,633
Cook	250	\$1,353,600
Ware	460	\$1,271,530
Irwin	480	\$1,094,400
Sumter	100	\$763,950

# Sweet Corn

# Farm Gate Value 2006

Rank	County	Acres	Farm Gate Value	Rank	County	Acres	Farm Gate Value
58	Appling	10.0	\$18,840	-	Effingham		\$0
43	Atkinson	12.0	\$39,564	59	Elbert	10.0	\$18,000
-	Bacon		\$0	68	Emanuel	9.1	\$8,572
-	Baker		\$0	-	Evans		\$0
64	Baldwin	7.0	\$11,540	70	Fannin	4.0	\$6,697
65	Banks	12.0	\$10,118	32	Fayette	20.0	\$75,360
-	Barrow		\$0	58	Floyd	25.0	\$18,840
-	Bartow		\$0	-	Forsyth		\$0
57	Ben Hill	6.0	\$19,782	-	Franklin		\$0
-	Berrien		\$0	-	Fulton		\$0
-	Bibb		\$0	46	Gilmer	30.0	\$36,738
-	Bleckley		\$0	-	Glascock		\$0
-	Brantley		\$0	-	Glynn		\$0
30	Brooks	30.0	\$84,780	66	Gordon	4.6	\$9,697
-	Bryan		\$0	9	Grady	200.0	\$675,000
6	Bulloch	500.0	\$1,607,350	55	Greene	15.0	\$20,553
-	Burke		\$0	-	Gwinnett		\$0
-	Butts		\$0	15	Habersham	150.0	\$316,200
-	Calhoun		\$0	51	Hall	11.0	\$31,150
-	Camden		\$0	61	Hancock	50.0	\$17,465
48	Candler	10.0	\$35,796	53	Haralson	50.0	\$26,350
-	Carroll		\$0	27	Harris	45.0	\$107,153
-	Catoosa		\$0	56	Hart	9.0	\$20,253
76	Charlton	2.0	\$1,884	-	Heard		\$0
-	Chatham		\$0	-	Henry		\$0
-	Chattahoochee		\$0	-	Houston		\$0
38	Chattooga	38.0	\$55,736	31	Irwin	25.0	\$82,425
-	Cherokee		\$0	-	Jackson		\$0
-	Clarke		\$0	25	Jasper	100.0	\$137,020
-	Clay		\$0	-	Jeff Davis		\$0
-	Clayton		\$0	34	Jefferson	21.0	\$74,183
-	Clinch		\$0	-	Jenkins		\$0
-	Cobb		\$0	-	Johnson		\$0
37	Coffee	20.0	\$56,520	-	Jones		\$0
5	Colquitt	385.0	\$1,626,285	41	Lamar	30.0	\$49,455
-	Columbia		\$0	-	Lanier		\$0
36	Cook	20.0	\$65,940	52	Laurens	15.0	\$28,260
63	Coweta	10.0	\$13,175	18	Lee	64.0	\$211,008
74	Crawford	2.0	\$3,768	-	Liberty		\$0
-	Crisp		\$0	-	Lincoln		\$0
62	Dade	8.0	\$13,188	-	Long		\$0
44	Dawson	15.0	\$39,525	-	Lowndes		\$0
1	Decatur	10,000.0	\$24,056,250	69	Lumpkin	5.0	\$8,243
-	DeKalb		\$0	23	Macon	40.0	\$150,720
12	Dodge	205.0	\$345,265	28	Madison	10.0	\$100,000
-	Dooly		\$0	33	Marion	159.0	\$74,889
77	Dougherty	1.0	\$1,054	-	McDuffie		\$0
-	Douglas		\$0	-	McIntosh		\$0
-	Early		\$0	60	Meriwether	15.0	\$17,663
16	Echols	105.0	\$308,552	7	Miller	470.0	\$1,299,900

# Sweet Corn

# Farm Gate Value 2006

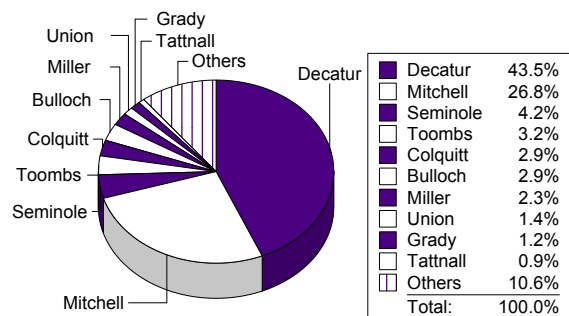
Rank	County	Acres	Farm Gate Value
2	Mitchell	5,794.0	\$14,818,331
-	Monroe		\$0
-	Montgomery		\$0
-	Morgan		\$0
26	Murray	24.0	\$113,040
-	Muscogee		\$0
-	Newton		\$0
40	Oconee	20.0	\$52,700
-	Oglethorpe		\$0
17	Paulding	200.0	\$244,920
-	Peach		\$0
35	Pickens	58.0	\$68,295
75	Pierce	2.0	\$3,297
50	Pike	20.0	\$32,970
44	Polk	15.0	\$39,525
20	Pulaski	60.0	\$188,850
14	Putnam	120.0	\$327,816
-	Quitman		\$0
13	Rabun	125.0	\$329,375
-	Randolph		\$0
22	Richmond	50.0	\$164,850
71	Rockdale	3.5	\$6,594
73	Schley	35.0	\$4,946
-	Screven		\$0
3	Seminole	705.0	\$2,324,385
-	Spalding		\$0
-	Stephens		\$0
-	Stewart		\$0
21	Sumter	200.0	\$188,400
40	Talbot	25.0	\$52,700
-	Taliaferro		\$0
10	Tattnall	150.0	\$494,550
-	Taylor		\$0
-	Telfair		\$0
45	Terrell	20.0	\$37,680
29	Thomas	28.0	\$97,591
-	Tift		\$0
4	Toombs	506.0	\$1,787,445
49	Towns	25.0	\$35,322
-	Treutlen		\$0
-	Troup		\$0
24	Turner	44.0	\$145,068
-	Twiggs		\$0
8	Union	150.0	\$777,150
-	Upson		\$0
42	Walker	30.0	\$41,106
67	Walton	5.0	\$9,420
-	Ware		\$0
26	Warren	120.0	\$113,040
54	Washington	15.0	\$24,728

Rank	County	Acres	Farm Gate Value
11	Wayne	155.0	\$419,631
-	Webster		\$0
39	Wheeler	14.0	\$53,130
19	White	110.0	\$191,697
-	Whitfield		\$0
41	Wilcox	15.0	\$49,455
-	Wilkes		\$0
72	Wilkinson	5.0	\$6,123
47	Worth	11.0	\$36,267
<b>2006 Totals</b>		<b>21,844</b>	<b>\$55,317,101</b>

Percent of Vegetables

6.68%

## Top Ten Counties For Sweet Corn



## Top Ten Counties Sweet Corn

County	Acres	Farm Gate Value
Decatur	10,000	\$24,056,250
Mitchell	5,794	\$14,818,331
Seminole	705	\$2,324,385
Toombs	506	\$1,787,445
Colquitt	385	\$1,626,285
Bulloch	500	\$1,607,350
Miller	470	\$1,299,900
Union	150	\$777,150
Grady	200	\$675,000
Tattnall	150	\$494,550

# Tomato

# Farm Gate Value 2006

Rank	County	Acres	Farm Gate Value	Rank	County	Acres	Farm Gate Value
40	Appling	5.0	\$19,750	-	Effingham		\$0
30	Atkinson	4.0	\$50,560	-	Elbert		\$0
37	Bacon	10.0	\$23,700	-	Emanuel		\$0
-	Baker		\$0	-	Evans		\$0
42	Baldwin	7.0	\$16,590	-	Fannin		\$0
-	Banks		\$0	14	Fayette	20.0	\$276,500
-	Barrow		\$0	-	Floyd		\$0
-	Bartow		\$0	-	Forsyth		\$0
43	Ben Hill	2.0	\$15,800	-	Franklin		\$0
33	Berrien	7.0	\$42,660	-	Fulton		\$0
-	Bibb		\$0	22	Gilmer	20.0	\$104,200
-	Bleckley		\$0	-	Glascock		\$0
-	Brantley		\$0	-	Glynn		\$0
17	Brooks	70.0	\$191,625	44	Gordon	1.3	\$15,773
-	Bryan		\$0	8	Grady	165.0	\$1,260,000
-	Bulloch		\$0	53	Greene	3.0	\$8,625
59	Burke	4.0	\$5,214	-	Gwinnett		\$0
-	Butts		\$0	12	Habersham	20.0	\$368,000
-	Calhoun		\$0	18	Hall	18.0	\$186,300
-	Camden		\$0	49	Hancock	20.0	\$11,060
28	Candler	7.0	\$55,300	57	Haralson	10.0	\$5,290
-	Carroll		\$0	21	Harris	15.0	\$118,500
31	Catoosa	25.3	\$49,968	61	Hart	2.0	\$4,740
-	Charlton		\$0	-	Heard		\$0
-	Chatham		\$0	-	Henry		\$0
-	Chattahoochee		\$0	58	Houston	2.0	\$5,245
35	Chattooga	12.0	\$26,440	20	Irwin	9.0	\$131,040
-	Cherokee		\$0	-	Jackson		\$0
23	Clarke	10.0	\$100,000	-	Jasper		\$0
-	Clay		\$0	-	Jeff Davis		\$0
-	Clayton		\$0	66	Jefferson	0.4	\$1,785
-	Clinch		\$0	-	Jenkins		\$0
-	Cobb		\$0	-	Johnson		\$0
19	Coffee	14.0	\$176,960	-	Jones		\$0
6	Colquitt	375.0	\$2,227,500	37	Lamar	10.0	\$23,700
-	Columbia		\$0	-	Lanier		\$0
-	Cook		\$0	37	Laurens	12.0	\$23,700
45	Coweta	6.0	\$14,220	-	Lee		\$0
38	Crawford	2.5	\$22,268	-	Liberty		\$0
-	Crisp		\$0	-	Lincoln		\$0
-	Dade		\$0	55	Long	9.0	\$7,110
-	Dawson		\$0	2	Lowndes	470.0	\$6,757,500
1	Decatur	3,400.0	\$29,737,500	61	Lumpkin	2.0	\$4,740
-	DeKalb		\$0	15	Macon	45.0	\$213,300
-	Dodge		\$0	60	Madison	5.0	\$4,938
-	Dooly		\$0	67	Marion	1.0	\$790
63	Dougherty	1.0	\$3,450	-	McDuffie		\$0
-	Douglas		\$0	-	McIntosh		\$0
-	Early		\$0	-	Meriwether		\$0
3	Echols	529.0	\$5,349,410	-	Miller		\$0

# Tomato

# Farm Gate Value 2006

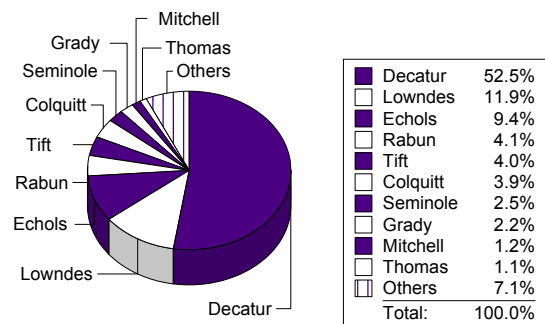
Rank	County	Acres	Farm Gate Value
9	Mitchell	62.0	\$685,720
-	Monroe		\$0
-	Montgomery		\$0
-	Morgan		\$0
65	Murray	8.0	\$2,528
-	Muscogee		\$0
-	Newton		\$0
39	Oconee	3.5	\$22,120
-	Oglethorpe		\$0
25	Paulding	55.0	\$86,900
-	Peach		\$0
47	Pickens	7.0	\$11,613
34	Pierce	3.0	\$37,920
46	Pike	5.0	\$11,850
-	Polk		\$0
-	Pulaski		\$0
-	Putnam		\$0
-	Quitman		\$0
4	Rabun	100.0	\$2,300,000
-	Randolph		\$0
26	Richmond	9.0	\$71,700
54	Rockdale	1.0	\$7,900
56	Schley	2.0	\$6,320
-	Screven		\$0
7	Seminole	98.0	\$1,411,200
-	Spalding		\$0
-	Stephens		\$0
-	Stewart		\$0
-	Sumter		\$0
27	Talbot	8.0	\$60,040
-	Taliaferro		\$0
11	Tattnall	55.0	\$530,800
-	Taylor		\$0
16	Telfair	22.0	\$208,560
-	Terrell		\$0
10	Thomas	40.0	\$609,280
5	Tift	154.0	\$2,292,680
54	Toombs	4.0	\$7,900
62	Towns	2.0	\$3,680
-	Treutlen		\$0
51	Troup	25.0	\$9,480
-	Turner		\$0
-	Twiggs		\$0
-	Union		\$0
-	Upton		\$0
29	Walker	25.0	\$51,750
50	Walton	4.0	\$10,665
24	Ware	10.0	\$94,800
-	Warren		\$0
36	Washington	3.0	\$25,000

Rank	County	Acres	Farm Gate Value
32	Wayne	6.0	\$47,400
-	Webster		\$0
41	Wheeler	2.0	\$18,960
52	White	8.0	\$8,848
48	Whitfield	1.0	\$11,500
64	Wilcox	0.5	\$3,160
-	Wilkes		\$0
-	Wilkinson		\$0
13	Worth	26.0	\$328,640
<b>2006 Totals</b>		<b>6,100</b>	<b>\$56,640,664</b>

Percent of Vegetables

6.84%

## Top Ten Counties For Tomato



## Top Ten Counties Tomato

County	Acres	Farm Gate Value
Decatur	3,400	\$29,737,500
Lowndes	470	\$6,757,500
Echols	529	\$5,349,410
Rabun	100	\$2,300,000
Tift	154	\$2,292,680
Colquitt	375	\$2,227,500
Seminole	98	\$1,411,200
Grady	165	\$1,260,000
Mitchell	62	\$685,720
Thomas	40	\$609,280

# Watermelon

# Farm Gate Value 2006

Rank	County	Acres	Farm Gate Value	Rank	County	Acres	Farm Gate Value
36	Appling	50.0	\$166,600	25	Effingham	75.0	\$458,150
57	Atkinson	3.0	\$11,246	68	Elbert	2.0	\$1,666
-	Bacon		\$0	-	Emanuel		\$0
40	Baker	30.0	\$105,560	-	Evans		\$0
47	Baldwin	25.0	\$47,898	65	Fannin	2.0	\$3,332
-	Banks		\$0	45	Fayette	30.0	\$50,813
-	Barrow		\$0	52	Floyd	15.0	\$28,739
-	Bartow		\$0	-	Forsyth		\$0
23	Ben Hill	105.0	\$699,720	33	Franklin	90.0	\$203,580
9	Berrien	1,508.0	\$5,417,499	-	Fulton		\$0
-	Bibb		\$0	-	Gilmer		\$0
-	Bleckley		\$0	-	Glascock		\$0
64	Brantley	5.0	\$4,165	-	Glynn		\$0
15	Brooks	500.0	\$1,561,875	69	Gordon	1.3	\$980
-	Bryan		\$0	-	Grady		\$0
-	Bulloch		\$0	-	Greene		\$0
39	Burke	35.0	\$116,620	-	Gwinnett		\$0
-	Butts		\$0	-	Habersham		\$0
-	Calhoun		\$0	49	Hall	6.0	\$42,400
-	Camden		\$0	37	Hancock	100.0	\$142,920
-	Candler		\$0	-	Haralson		\$0
58	Carroll	10.0	\$9,425	63	Harris	5.0	\$4,713
66	Catoosa	0.5	\$2,083	60	Hart	7.0	\$6,598
-	Charlton		\$0	-	Heard		\$0
-	Chatham		\$0	-	Henry		\$0
-	Chattahoochee		\$0	-	Houston		\$0
59	Chattooga	6.0	\$7,497	13	Irwin	260.0	\$1,616,020
-	Cherokee		\$0	-	Jackson		\$0
-	Clarke		\$0	-	Jasper		\$0
-	Clay		\$0	-	Jeff Davis		\$0
-	Clayton		\$0	41	Jefferson	18.5	\$100,168
-	Clinch		\$0	-	Jenkins		\$0
-	Cobb		\$0	-	Johnson		\$0
31	Coffee	35.0	\$262,395	-	Jones		\$0
11	Colquitt	744.0	\$3,098,760	47	Lamar	25.0	\$47,898
-	Columbia		\$0	-	Lanier		\$0
6	Cook	1,500.0	\$7,538,650	26	Laurens	108.0	\$449,820
56	Coweta	8.0	\$15,327	35	Lee	74.3	\$185,676
62	Crawford	2.0	\$4,998	-	Liberty		\$0
2	Crisp	3,850.0	\$13,952,750	-	Lincoln		\$0
42	Dade	100.0	\$94,250	27	Long	70.0	\$379,015
-	Dawson		\$0	32	Lowndes	50.0	\$210,045
20	Decatur	250.0	\$1,124,550	-	Lumpkin		\$0
-	DeKalb		\$0	-	Macon		\$0
8	Dodge	1,200.0	\$5,497,800	54	Madison	25.0	\$23,563
10	Dooly	535.0	\$3,565,240	28	Marion	630.0	\$362,355
50	Dougherty	15.0	\$33,930	51	McDuffie	10.0	\$30,160
-	Douglas		\$0	-	McIntosh		\$0
-	Early		\$0	38	Meriwether	32.0	\$138,611
22	Echols	85.0	\$994,750	-	Miller		\$0

# Watermelon

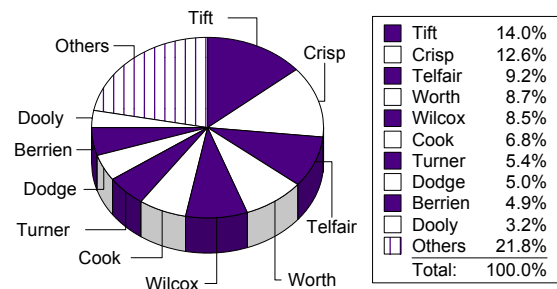
# Farm Gate Value 2006

Rank	County	Acres	Farm Gate Value
24	Mitchell	227.0	\$529,455
-	Monroe		\$0
-	Montgomery		\$0
-	Morgan		\$0
-	Murray		\$0
-	Muscogee		\$0
-	Newton		\$0
-	Oconee		\$0
-	Oglethorpe		\$0
-	Paulding		\$0
-	Peach		\$0
-	Pickens		\$0
-	Pierce		\$0
-	Pike		\$0
-	Polk		\$0
16	Pulaski	400.0	\$1,447,338
-	Putnam		\$0
-	Quitman		\$0
-	Rabun		\$0
-	Randolph		\$0
34	Richmond	50.0	\$187,425
-	Rockdale		\$0
53	Schley	10.0	\$24,990
-	Screven		\$0
17	Seminole	270.0	\$1,416,100
-	Spalding		\$0
-	Stephens		\$0
-	Stewart		\$0
-	Sumter		\$0
-	Talbot		\$0
-	Taliaferro		\$0
12	Tattnall	300.0	\$1,832,600
18	Taylor	400.0	\$1,192,015
3	Telfair	910.0	\$10,237,500
44	Terrell	50.0	\$75,400
29	Thomas	77.0	\$361,189
1	Tift	2,800.0	\$15,535,450
14	Toombs	411.1	\$1,592,847
-	Towns		\$0
-	Treutlen		\$0
-	Troup		\$0
7	Turner	1,455.0	\$5,953,868
-	Twiggs		\$0
-	Union		\$0
-	Upton		\$0
55	Walker	10.0	\$16,965
-	Walton		\$0
48	Ware	23.0	\$43,108
30	Warren	80.0	\$266,560
46	Washington	30.0	\$49,980

Rank	County	Acres	Farm Gate Value
19	Wayne	300.0	\$1,134,963
43	Webster	86.3	\$86,882
21	Wheeler	260.0	\$1,087,883
67	White	2.0	\$1,960
61	Whitfield	2.0	\$6,032
5	Wilcox	1,975.0	\$9,455,155
-	Wilkes		\$0
56	Wilkinson	8.0	\$15,327
4	Worth	1,545.0	\$9,687,790
<b>2006 Totals</b>		<b>23,919</b>	<b>\$111,059,586</b>

**Percent of Vegetables 13.41%**

## Top Ten Counties For Watermelon



Top Ten Counties Watermelon		
County	Acres	Farm Gate Value
Tift	2,800	\$15,535,450
Crisp	3,850	\$13,952,750
Telfair	910	\$10,237,500
Worth	1,545	\$9,687,790
Wilcox	1,975	\$9,455,155
Cook	1,500	\$7,538,650
Turner	1,455	\$5,953,868
Dodge	1,200	\$5,497,800
Berrien	1,508	\$5,417,499
Dooly	535	\$3,565,240

# Zucchini

# Farm Gate Value 2006

Rank	County	Acres	Farm Gate Value	Rank	County	Acres	Farm Gate Value
19	Appling	5.0	\$12,270	-	Effingham		\$0
9	Atkinson	106.0	\$512,395	-	Elbert		\$0
-	Bacon		\$0	-	Emanuel		\$0
-	Baker		\$0	-	Evans		\$0
-	Baldwin		\$0	-	Fannin		\$0
-	Banks		\$0	-	Fayette		\$0
-	Barrow		\$0	-	Floyd		\$0
-	Bartow		\$0	-	Forsyth		\$0
-	Ben Hill		\$0	-	Franklin		\$0
-	Berrien		\$0	-	Fulton		\$0
-	Bibb		\$0	-	Gilmer		\$0
-	Bleckley		\$0	-	Glascock		\$0
-	Brantley		\$0	-	Glynn		\$0
5	Brooks	385.0	\$1,680,035	23	Gordon	0.5	\$3,108
-	Bryan		\$0	11	Grady	45.0	\$102,000
-	Bulloch		\$0	-	Greene		\$0
-	Burke		\$0	-	Gwinnett		\$0
-	Butts		\$0	-	Habersham		\$0
-	Calhoun		\$0	-	Hall		\$0
-	Camden		\$0	-	Hancock		\$0
-	Candler		\$0	-	Haralson		\$0
-	Carroll		\$0	-	Harris		\$0
-	Catoosa		\$0	-	Hart		\$0
-	Charlton		\$0	-	Heard		\$0
-	Chatham		\$0	-	Henry		\$0
-	Chattahoochee		\$0	-	Houston		\$0
22	Chattooga	4.0	\$3,272	-	Irwin		\$0
-	Cherokee		\$0	-	Jackson		\$0
20	Clarke	10.0	\$9,000	-	Jasper		\$0
-	Clay		\$0	-	Jeff Davis		\$0
-	Clayton		\$0	-	Jefferson		\$0
-	Clinch		\$0	-	Jenkins		\$0
-	Cobb		\$0	-	Johnson		\$0
-	Coffee		\$0	-	Jones		\$0
1	Colquitt	1,200.0	\$4,670,550	-	Lamar		\$0
-	Columbia		\$0	-	Lanier		\$0
3	Cook	250.0	\$2,172,000	-	Laurens		\$0
-	Coweta		\$0	-	Lee		\$0
21	Crawford	2.0	\$4,908	-	Liberty		\$0
-	Crisp		\$0	-	Lincoln		\$0
-	Dade		\$0	14	Long	16.0	\$58,018
-	Dawson		\$0	8	Lowndes	75.0	\$696,870
10	Decatur	140.0	\$436,455	-	Lumpkin		\$0
-	DeKalb		\$0	16	Macon	12.0	\$26,064
-	Dodge		\$0	-	Madison		\$0
-	Dooly		\$0	-	Marion		\$0
-	Dougherty		\$0	-	McDuffie		\$0
-	Douglas		\$0	-	McIntosh		\$0
-	Early		\$0	-	Meriwether		\$0
2	Echols	367.0	\$3,135,465	-	Miller		\$0

# Zucchini

# Farm Gate Value 2006

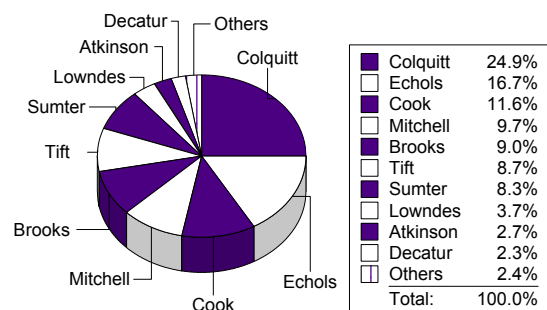
Rank	County	Acres	Farm Gate Value
4	Mitchell	320.0	\$1,819,290
-	Monroe		\$0
-	Montgomery		\$0
-	Morgan		\$0
-	Murray		\$0
-	Muscogee		\$0
-	Newton		\$0
24	Oconee	0.5	\$1,418
-	Oglethorpe		\$0
-	Paulding		\$0
-	Peach		\$0
-	Pickens		\$0
-	Pierce		\$0
-	Pike		\$0
-	Polk		\$0
-	Pulaski		\$0
-	Putnam		\$0
-	Quitman		\$0
-	Rabun		\$0
-	Randolph		\$0
-	Richmond		\$0
25	Rockdale	0.3	\$1,104
-	Schley		\$0
-	Screven		\$0
-	Seminole		\$0
-	Spalding		\$0
-	Stephens		\$0
-	Stewart		\$0
7	Sumter	150.0	\$1,559,250
-	Talbot		\$0
-	Taliaferro		\$0
15	Tattnall	15.0	\$42,525
17	Taylor	1.6	\$13,200
-	Telfair		\$0
-	Terrell		\$0
12	Thomas	27.0	\$96,294
6	Tift	250.0	\$1,629,000
13	Toombs	25.0	\$71,575
-	Towns		\$0
-	Treutlen		\$0
-	Troup		\$0
-	Turner		\$0
-	Twiggs		\$0
-	Union		\$0
-	Upton		\$0
-	Walker		\$0
-	Walton		\$0
-	Ware		\$0
-	Warren		\$0
-	Washington		\$0

Rank	County	Acres	Farm Gate Value
18	Wayne	4.0	\$13,088
-	Webster		\$0
-	Wheeler		\$0
-	White		\$0
-	Whitfield		\$0
-	Wilcox		\$0
-	Wilkes		\$0
-	Wilkinson		\$0
-	Worth		\$0
<b>2006 Totals</b>		<b>3,411</b>	<b>\$18,769,153</b>

Percent of Vegetables

2.27%

## Top Ten Counties For Zucchini



## Top Ten Counties Zucchini

County	Acres	Farm Gate Value
Colquitt	1,200	\$4,670,550
Echols	367	\$3,135,465
Cook	250	\$2,172,000
Mitchell	320	\$1,819,290
Brooks	385	\$1,680,035
Tift	250	\$1,629,000
Sumter	150	\$1,559,250
Lowndes	75	\$696,870
Atkinson	106	\$512,395
Decatur	140	\$436,455

# Total Vegetable Value, 2006

Rank	County	Farm Gate Value	Rank	County	Farm Gate Value	Rank	County	Farm Gate Value
63	Appling	\$387,067	21	Evans	\$8,715,600	-	Newton	\$0
34	Atkinson	\$2,051,993	89	Fannin	\$137,092	93	Oconee	\$114,406
37	Bacon	\$1,580,451	56	Fayette	\$568,054	-	Oglethorpe	\$0
76	Baker	\$214,210	96	Floyd	\$88,283	52	Paulding	\$610,262
99	Baldwin	\$79,627	-	Forsyth	\$0	115	Peach	\$24,737
119	Banks	\$10,118	79	Franklin	\$203,580	84	Pickens	\$177,612
123	Barrow	\$3,858	-	Fulton	\$0	54	Pierce	\$581,036
-	Bartow	\$0	66	Gilmer	\$343,124	82	Pike	\$185,377
41	Ben Hill	\$1,192,115	-	Glascocock	\$0	105	Polk	\$43,125
23	Berrien	\$7,812,468	-	Glynn	\$0	31	Pulaski	\$3,280,298
112	Bibb	\$30,977	103	Gordon	\$48,048	69	Putnam	\$327,816
78	Bleckley	\$208,097	25	Grady	\$6,655,452	-	Quitman	\$0
122	Brantley	\$4,165	107	Greene	\$40,719	29	Rabun	\$3,660,944
8	Brooks	\$25,427,095	-	Gwinnett	\$0	-	Randolph	\$0
-	Bryan	\$0	43	Habersham	\$886,398	59	Richmond	\$493,401
20	Bulloch	\$10,262,135	58	Hall	\$516,095	113	Rockdale	\$25,162
73	Burke	\$263,965	46	Hancock	\$838,500	75	Schley	\$232,815
-	Butts	\$0	104	Haralson	\$47,925	117	Screven	\$16,875
-	Calhoun	\$0	61	Harris	\$433,252	24	Seminole	\$7,398,658
-	Camden	\$0	74	Hart	\$240,020	120	Spalding	\$10,000
22	Candler	\$8,375,610	114	Heard	\$25,000	101	Stephens	\$67,200
94	Carroll	\$103,865	-	Henry	\$0	124	Stewart	\$3,629
100	Catoosa	\$78,691	71	Houston	\$308,517	7	Sumter	\$25,829,992
118	Charlton	\$12,112	26	Irwin	\$5,562,117	88	Talbot	\$146,523
-	Chatham	\$0	-	Jackson	\$0	-	Taliaferro	\$0
-	Chattahoochee	\$0	67	Jasper	\$337,020	4	Tattnall	\$67,193,054
87	Chattooga	\$155,283	48	Jeff Davis	\$762,090	38	Taylor	\$1,410,902
-	Cherokee	\$0	64	Jefferson	\$377,756	14	Telfair	\$16,053,172
90	Clarke	\$132,366	110	Jenkins	\$33,750	86	Terrell	\$161,320
-	Clay	\$0	85	Johnson	\$163,615	28	Thomas	\$4,945,404
-	Clayton	\$0	-	Jones	\$0	2	Tift	\$93,700,552
60	Clinch	\$437,960	65	Lamar	\$359,289	6	Toombs	\$42,851,074
-	Cobb	\$0	91	Lanier	\$125,000	109	Towns	\$39,002
44	Coffee	\$870,691	49	Laurens	\$690,984	45	Treutlen	\$840,809
1	Colquitt	\$141,236,756	36	Lee	\$1,618,134	121	Troup	\$9,480
-	Columbia	\$0	-	Liberty	\$0	16	Turner	\$13,195,804
10	Cook	\$24,081,458	-	Lincoln	\$0	-	Twiggs	\$0
95	Coweta	\$102,774	51	Long	\$630,654	40	Union	\$1,381,420
83	Crawford	\$179,950	12	Lowndes	\$22,174,152	102	Upson	\$60,000
13	Crisp	\$16,981,086	81	Lumpkin	\$192,983	77	Walker	\$214,121
50	Dade	\$647,438	32	Macon	\$2,227,782	80	Walton	\$197,285
47	Dawson	\$827,025	70	Madison	\$320,890	30	Ware	\$3,407,924
5	Decatur	\$60,422,077	42	Marion	\$980,209	57	Warren	\$563,453
-	DeKalb	\$0	98	McDuffie	\$81,168	72	Washington	\$289,424
17	Dodge	\$10,597,878	-	McIntosh	\$0	19	Wayne	\$10,383,668
27	Dooly	\$5,286,916	62	Meriwether	\$417,514	35	Webster	\$1,805,364
97	Dougherty	\$88,196	39	Miller	\$1,408,778	18	Wheeler	\$10,410,164
106	Douglas	\$43,000	11	Mitchell	\$23,088,231	68	White	\$328,521
-	Early	\$0	-	Monroe	\$0	111	Whitfield	\$33,067
3	Echols	\$70,330,948	33	Montgomery	\$2,083,750	9	Wilcox	\$24,180,776
55	Effingham	\$571,119	-	Morgan	\$0	-	Wilkes	\$0
116	Elbert	\$20,206	92	Murray	\$115,568	108	Wilkinson	\$40,579
53	Emanuel	\$582,531	-	Muscogee	\$0	15	Worth	\$15,678,844

GEORGIA

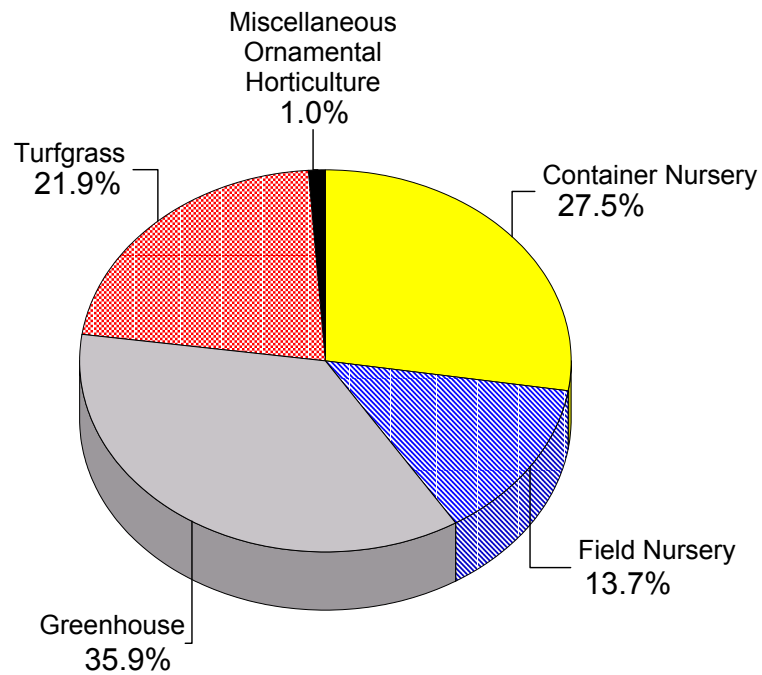
**\$828,146,418**

# 2006 Georgia Farm Gate Value - Ornamental Horticulture -

\$ 765,454,144

## Ornamental Horticulture

2006 Farm Gate Value



# Container Nursery

# Farm Gate Value 2006

Rank	County	Acres	\$/Acre	Farm Gate Value	Rank	County	Acres	\$/Acre	Farm Gate Value
42	Appling	4	\$43,010	\$172,040	40	Elbert	5	\$43,010	\$215,050
46	Atkinson	1	\$43,010	\$43,010	-	Emanuel			\$0
33	Bacon	12	\$43,010	\$516,120	35	Evans	10	\$43,010	\$430,100
33	Baker	12	\$43,010	\$516,120	45	Fannin	2	\$43,010	\$64,515
36	Baldwin	9	\$43,010	\$365,585	8	Fayette	100	\$43,010	\$4,301,000
20	Banks	32	\$43,010	\$1,376,320	38	Floyd	7	\$43,010	\$301,070
47	Barrow	1	\$43,010	\$25,806	16	Forsyth	45	\$43,010	\$1,935,450
31	Bartow	15	\$43,010	\$645,150	43	Franklin	3	\$43,010	\$129,030
39	Ben Hill	6	\$43,010	\$258,060	25	Fulton	24	\$43,010	\$1,032,240
33	Berrien	12	\$43,010	\$516,120	35	Gilmer	10	\$43,010	\$430,100
44	Bibb	2	\$43,010	\$86,020	-	Glascocock			\$0
35	Bleckley	10	\$43,010	\$430,100	35	Glynn	10	\$43,010	\$430,100
46	Brantley	1	\$43,010	\$43,010	-	Gordon			\$0
5	Brooks	150	\$43,010	\$6,451,500	2	Grady	830	\$43,010	\$35,698,300
39	Bryan	6	\$43,010	\$258,060	31	Greene	15	\$43,010	\$645,150
12	Bulloch	71	\$43,010	\$3,053,710	11	Gwinnett	75	\$43,010	\$3,225,750
22	Burke	30	\$43,010	\$1,290,300	24	Habersham	25	\$43,010	\$1,075,250
33	Butts	12	\$43,010	\$516,120	33	Hall	12	\$43,010	\$516,120
-	Calhoun			\$0	-	Hancock			\$0
35	Camden	10	\$43,010	\$430,100	-	Haralson			\$0
46	Candler	1	\$43,010	\$43,010	11	Harris	75	\$43,010	\$3,225,750
27	Carroll	20	\$43,010	\$860,200	10	Hart	76	\$43,010	\$3,268,760
37	Catoosa	8	\$43,010	\$344,080	46	Heard	1	\$43,010	\$43,010
31	Charlton	15	\$43,010	\$645,150	-	Henry			\$0
16	Chatham	45	\$43,010	\$1,935,450	32	Houston	13	\$43,010	\$559,130
-	Chattahoochee			\$0	-	Irwin			\$0
-	Chattooga			\$0	40	Jackson	5	\$43,010	\$215,050
34	Cherokee	11	\$43,010	\$473,110	5	Jasper	150	\$43,010	\$6,451,500
3	Clarke	360	\$43,010	\$15,483,600	38	Jeff Davis	7	\$43,010	\$301,070
27	Clay	20	\$43,010	\$860,200	15	Jefferson	48	\$43,010	\$2,064,480
8	Clayton	100	\$43,010	\$4,301,000	-	Jenkins			\$0
27	Clinch	20	\$43,010	\$860,200	23	Johnson	28	\$43,010	\$1,204,280
43	Cobb	3	\$43,010	\$129,030	40	Jones	5	\$43,010	\$215,050
40	Coffee	5	\$43,010	\$215,050	44	Lamar	2	\$43,010	\$86,020
13	Colquitt	64	\$43,010	\$2,752,640	44	Lanier	2	\$43,010	\$86,020
20	Columbia	32	\$43,010	\$1,376,320	44	Laurens	2	\$43,010	\$86,020
35	Cook	10	\$43,010	\$430,100	38	Lee	7	\$43,010	\$301,070
35	Coweta	10	\$43,010	\$430,100	43	Liberty	3	\$43,010	\$129,030
26	Crawford	22	\$43,010	\$946,220	-	Lincoln			\$0
42	Crisp	4	\$43,010	\$172,040	-	Long			\$0
46	Dade	1	\$43,010	\$43,010	7	Lowndes	120	\$43,010	\$5,161,200
46	Dawson	1	\$43,010	\$43,010	30	Lumpkin	16	\$43,010	\$666,655
6	Decatur	85	\$70,588	\$6,000,000	38	Macon	7	\$43,010	\$301,070
-	DeKalb			\$0	35	Madison	10	\$43,010	\$430,100
43	Dodge	3	\$43,010	\$129,030	-	Marion			\$0
-	Dooly			\$0	1	McDuffie	850	\$45,500	\$38,675,000
42	Dougherty	4	\$43,010	\$172,040	39	McIntosh	6	\$43,010	\$258,060
18	Douglas	40	\$43,010	\$1,720,400	24	Meriwether	25	\$43,010	\$1,075,250
48	Early	1	\$43,010	\$21,505	-	Miller			\$0
-	Echols			\$0	46	Mitchell	1	\$43,010	\$43,010
29	Effingham	17	\$43,010	\$731,170	31	Monroe	15	\$43,010	\$645,150

# Container Nursery

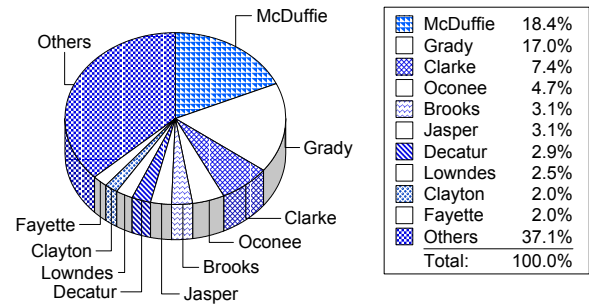
# Farm Gate Value 2006

Rank	County	Acres	\$/Acre	Farm Gate Value
44	Montgomery	2	\$43,010	\$86,020
-	Morgan			\$0
-	Murray			\$0
27	Muscogee	20	\$43,010	\$860,200
39	Newton	6	\$43,010	\$258,060
4	Oconee	230	\$43,010	\$9,892,300
44	Oglethorpe	2	\$43,010	\$86,020
15	Paulding	48	\$43,010	\$2,064,480
26	Peach	22	\$43,010	\$946,220
42	Pickens	4	\$43,010	\$172,040
-	Pierce			\$0
31	Pike	15	\$43,010	\$645,150
43	Polk	3	\$43,010	\$129,030
40	Pulaski	5	\$43,010	\$215,050
41	Putnam	5	\$43,010	\$193,545
-	Quitman			\$0
11	Rabun	75	\$43,010	\$3,225,750
-	Randolph			\$0
17	Richmond	42	\$43,010	\$1,806,420
14	Rockdale	52	\$43,010	\$2,236,520
46	Schley	1	\$43,010	\$43,010
31	Screven	15	\$43,010	\$645,150
46	Seminole	1	\$43,010	\$43,010
44	Spalding	2	\$43,010	\$86,020
44	Stephens	2	\$43,010	\$86,020
21	Stewart	31	\$43,010	\$1,333,310
38	Sumter	7	\$43,010	\$301,070
-	Talbot			\$0
-	Taliaferro			\$0
-	Tattnall			\$0
-	Taylor			\$0
-	Telfair			\$0
-	Terrell			\$0
9	Thomas	77	\$43,010	\$3,311,770
38	Tift	7	\$43,010	\$301,070
35	Toombs	10	\$43,010	\$430,100
-	Towns			\$0
19	Treutlen	35	\$43,010	\$1,505,350
33	Troup	12	\$43,010	\$516,120
-	Turner			\$0
46	Twiggs	1	\$43,010	\$43,010
38	Union	7	\$43,010	\$301,070
-	Upson			\$0
-	Walker			\$0
44	Walton	2	\$43,010	\$86,020
37	Ware	8	\$43,010	\$344,080
40	Warren	5	\$43,010	\$215,050
43	Washington	3	\$43,010	\$129,030
37	Wayne	8	\$43,010	\$344,080
44	Webster	2	\$43,010	\$86,020
16	Wheeler	45	\$43,010	\$1,935,450

Rank	County	Acres	\$/Acre	Farm Gate Value
-	White			\$0
28	Whitfield	18	\$43,010	\$774,180
48	Wilcox	1	\$43,010	\$21,505
37	Wilkes	8	\$43,010	\$344,080
48	Wilkinson	1	\$43,010	\$21,505
37	Worth	8	\$43,010	\$344,080
<b>2005 Totals</b>				<b>4,789</b>
				<b>\$210,439,841</b>

**Percent of Ornamental Horticulture 27.49%**

## Top Ten Counties For Container Nursery



Top Ten Counties Container Nursery			
County	Acres	Price	Farm Gate Value
McDuffie	850	\$45,500	\$38,675,000
Grady	830	\$43,010	\$35,698,300
Clarke	360	\$43,010	\$15,483,600
Oconee	230	\$43,010	\$9,892,300
Brooks	150	\$43,010	\$6,451,500
Jasper	150	\$43,010	\$6,451,500
Decatur	85	\$70,588	\$6,000,000
Lowndes	120	\$43,010	\$5,161,200
Clayton	100	\$43,010	\$4,301,000
Fayette	100	\$43,010	\$4,301,000

# Field Nursery

# Farm Gate Value 2006

Rank	County	Acres	\$/Acre	Farm Gate Value	Rank	County	Acres	\$/Acre	Farm Gate Value
-	Appling			\$0	28	Elbert	30	\$12,035	\$361,050
-	Atkinson			\$0	-	Emanuel			\$0
-	Bacon			\$0	9	Evans	300	\$12,035	\$3,610,500
36	Baker	14	\$12,035	\$168,490	-	Fannin			\$0
33	Baldwin	18	\$12,035	\$216,630	-	Fayette			\$0
42	Banks	5	\$12,035	\$60,175	5	Floyd	550	\$12,035	\$6,619,250
44	Barrow	3	\$12,035	\$36,105	22	Forsyth	55	\$12,035	\$661,925
14	Bartow	160	\$12,035	\$1,925,600	43	Franklin	4	\$12,035	\$48,140
-	Ben Hill			\$0	16	Fulton	110	\$12,035	\$1,323,850
45	Berrien	2	\$12,035	\$24,070	39	Gilmer	10	\$12,035	\$120,350
-	Bibb			\$0	-	Glascocock			\$0
42	Bleckley	5	\$12,035	\$60,175	-	Glynn			\$0
-	Brantley			\$0	38	Gordon	11	\$12,035	\$132,385
32	Brooks	20	\$12,035	\$240,700	13	Grady	185	\$12,035	\$2,226,475
45	Bryan	2	\$12,035	\$24,070	28	Greene	30	\$12,035	\$361,050
23	Bulloch	50	\$12,035	\$601,750	43	Gwinnett	4	\$12,035	\$48,140
-	Burke			\$0	23	Habersham	50	\$12,035	\$601,750
17	Butts	100	\$12,035	\$1,203,500	37	Hall	12	\$12,035	\$144,420
-	Calhoun			\$0	29	Hancock	25	\$12,035	\$300,875
-	Camden			\$0	-	Haralson			\$0
-	Candler			\$0	25	Harris	40	\$12,035	\$481,400
42	Carroll	5	\$12,035	\$60,175	7	Hart	430	\$12,035	\$5,175,050
40	Catoosa	8	\$12,035	\$96,280	-	Heard			\$0
32	Charlton	20	\$12,035	\$240,700	44	Henry	3	\$12,035	\$36,105
26	Chatham	35	\$12,035	\$421,225	-	Houston			\$0
-	Chattahoochee			\$0	-	Irwin			\$0
-	Chattooga			\$0	32	Jackson	20	\$12,035	\$240,700
27	Cherokee	31	\$12,035	\$373,085	2	Jasper	750	\$12,035	\$9,026,250
10	Clarke	215	\$12,035	\$2,587,525	42	Jeff Davis	5	\$12,035	\$60,175
-	Clay			\$0	20	Jefferson	82	\$12,035	\$986,870
12	Clayton	200	\$12,035	\$2,407,000	-	Jenkins			\$0
43	Clinch	4	\$12,035	\$48,140	-	Johnson			\$0
44	Cobb	3	\$12,035	\$36,105	42	Jones	5	\$12,035	\$60,175
42	Coffee	5	\$12,035	\$60,175	6	Lamar	450	\$12,035	\$5,415,750
30	Colquitt	23	\$12,035	\$276,805	43	Lanier	4	\$12,035	\$48,140
25	Columbia	40	\$12,035	\$481,400	42	Laurens	5	\$12,035	\$60,175
-	Cook			\$0	-	Lee			\$0
29	Coweta	25	\$12,035	\$300,875	-	Liberty			\$0
11	Crawford	210	\$12,035	\$2,527,350	-	Lincoln			\$0
44	Crisp	3	\$12,035	\$36,105	-	Long			\$0
42	Dade	5	\$12,035	\$60,175	32	Lowndes	20	\$12,035	\$240,700
-	Dawson			\$0	42	Lumpkin	5	\$12,035	\$60,175
-	Decatur			\$0	-	Macon			\$0
-	DeKalb			\$0	19	Madison	90	\$12,035	\$1,083,150
-	Dodge			\$0	-	Marion			\$0
21	Dooly	80	\$12,035	\$962,800	-	McDuffie			\$0
46	Dougherty	1	\$12,035	\$12,035	-	McIntosh			\$0
-	Douglas			\$0	5	Meriwether	550	\$12,035	\$6,619,250
-	Early			\$0	-	Miller			\$0
-	Echols			\$0	-	Mitchell			\$0
32	Effingham	20	\$12,035	\$240,700	35	Monroe	15	\$12,035	\$180,525

# Field Nursery

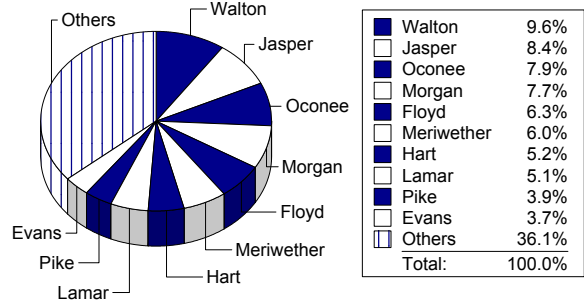
# Farm Gate Value 2006

Rank	County	Acres	\$/Acre	Farm Gate Value
42	Montgomery	5	\$12,035	\$60,175
4	Morgan	640	\$12,035	\$7,702,400
34	Murray	16	\$12,035	\$192,560
-	Muscogee			\$0
44	Newton	3	\$12,035	\$36,105
3	Oconee	655	\$12,035	\$7,882,925
-	Oglethorpe			\$0
40	Paulding	8	\$12,035	\$96,280
32	Peach	20	\$12,035	\$240,700
29	Pickens	25	\$12,035	\$300,875
42	Pierce	5	\$12,035	\$60,175
8	Pike	325	\$12,035	\$3,911,375
-	Polk			\$0
25	Pulaski	40	\$12,035	\$481,400
41	Putnam	6	\$12,035	\$72,210
-	Quitman			\$0
17	Rabun	100	\$12,035	\$1,203,500
18	Randolph	95	\$12,035	\$1,143,325
42	Richmond	5	\$12,035	\$60,175
26	Rockdale	35	\$12,035	\$421,225
-	Schley			\$0
46	Screven	1	\$12,035	\$12,035
41	Seminole	6	\$12,035	\$72,210
31	Spalding	22	\$12,035	\$264,770
44	Stephens	3	\$12,035	\$36,105
-	Stewart			\$0
-	Sumter			\$0
45	Talbot	2	\$12,035	\$24,070
-	Taliaferro			\$0
-	Tattnall			\$0
-	Taylor			\$0
-	Telfair			\$0
-	Terrell			\$0
24	Thomas	42	\$12,035	\$505,470
43	Tift	4	\$12,035	\$48,140
12	Toombs	200	\$12,035	\$2,407,000
-	Towns			\$0
-	Treutlen			\$0
33	Troup	18	\$12,035	\$216,630
-	Turner			\$0
-	Twiggs			\$0
29	Union	25	\$12,035	\$300,875
42	Upson	5	\$12,035	\$60,175
32	Walker	20	\$12,035	\$240,700
1	Walton	1,000	\$12,035	\$12,035,000
-	Ware			\$0
43	Warren	4	\$12,035	\$48,140
22	Washington	55	\$12,035	\$661,925
45	Wayne	2	\$12,035	\$24,070
-	Webster			\$0
15	Wheeler	118	\$12,035	\$1,420,130

Rank	County	Acres	\$/Acre	Farm Gate Value
-	White			\$0
43	Whitfield	4	\$12,035	\$48,140
46	Wilcox	1	\$12,035	\$12,035
36	Wilkes	14	\$12,035	\$168,490
46	Wilkinson	1	\$12,035	\$12,035
35	Worth	15	\$12,035	\$180,525
<b>2005 Totals</b>		<b>8,707</b>		<b>\$104,788,745</b>

**Percent of Ornamental Horticulture 13.69%**

## Top Ten Counties For Field Nursery



## Top Ten Counties Field Nursery

County	Acres	Price	Farm Gate Value
Walton	1,000	\$12,035	\$12,035,000
Jasper	750	\$12,035	\$9,026,250
Oconee	655	\$12,035	\$7,882,925
Morgan	640	\$12,035	\$7,702,400
Floyd	550	\$12,035	\$6,619,250
Meriwether	550	\$12,035	\$6,619,250
Lamar	450	\$12,035	\$5,415,750
Hart	430	\$12,035	\$5,175,050
Pike	325	\$12,035	\$3,911,375
Evans	300	\$12,035	\$3,610,500

# Greenhouse

# Farm Gate Value 2006

Rank	County	Sq. Ft.	\$/Sq. Ft.	Farm Gate Value	Rank	County	Sq. Ft.	\$/Sq. Ft.	Farm Gate Value
29	Appling	150,000	\$13.95	\$2,092,500	18	Elbert	200,000	\$13.95	\$2,790,000
63	Atkinson	26,730	\$13.95	\$372,884	37	Emanuel	100,000	\$13.95	\$1,395,000
79	Bacon	9,000	\$13.95	\$125,550	16	Evans	230,000	\$14.00	\$3,220,000
50	Baker	45,000	\$13.95	\$627,750	61	Fannin	30,000	\$13.95	\$418,500
79	Baldwin	9,000	\$13.95	\$125,550	6	Fayette	600,000	\$13.95	\$8,370,000
31	Banks	140,000	\$13.95	\$1,953,000	35	Floyd	115,000	\$13.95	\$1,604,250
89	Barrow	2,000	\$13.95	\$27,900	18	Forsyth	200,000	\$13.95	\$2,790,000
52	Bartow	40,000	\$13.95	\$558,000	67	Franklin	21,000	\$13.95	\$292,950
39	Ben Hill	95,000	\$13.95	\$1,325,250	1	Fulton	2,100,000	\$13.95	\$29,295,000
19	Berrien	197,500	\$13.95	\$2,755,125	69	Gilmer	19,000	\$13.95	\$265,050
57	Bibb	33,000	\$13.95	\$460,350	-	Glascocock			\$0
-	Bleckley			\$0	-	Glynn			\$0
66	Brantley	21,500	\$13.95	\$299,925	49	Gordon	48,000	\$13.95	\$669,600
46	Brooks	60,000	\$13.95	\$837,000	2	Grady	1,961,858	\$13.95	\$27,367,919
90	Bryan	1,000	\$13.95	\$13,950	7	Greene	500,000	\$13.95	\$6,975,000
15	Bulloch	250,000	\$13.95	\$3,487,500	6	Gwinnett	600,000	\$13.95	\$8,370,000
65	Burke	25,000	\$13.95	\$348,750	29	Habersham	150,000	\$13.95	\$2,092,500
29	Butts	150,000	\$13.95	\$2,092,500	29	Hall	150,000	\$13.95	\$2,092,500
50	Calhoun	45,000	\$13.95	\$627,750	-	Hancock			\$0
60	Camden	31,290	\$13.95	\$436,496	67	Haralson	21,000	\$13.95	\$292,950
33	Candler	125,000	\$13.95	\$1,743,750	45	Harris	65,000	\$13.95	\$906,750
42	Carroll	80,000	\$13.95	\$1,116,000	30	Hart	145,000	\$13.95	\$2,022,750
48	Catoosa	50,000	\$13.95	\$697,500	68	Heard	20,000	\$13.95	\$279,000
76	Charlton	13,914	\$13.95	\$194,100	21	Henry	182,000	\$13.95	\$2,538,900
25	Chatham	174,000	\$13.95	\$2,427,300	65	Houston	25,000	\$13.95	\$348,750
-	Chattahoochee			\$0	-	Irwin			\$0
-	Chattooga			\$0	55	Jackson	35,000	\$13.95	\$488,250
4	Cherokee	1,001,880	\$13.95	\$13,976,226	43	Jasper	75,000	\$13.95	\$1,046,250
8	Clarke	400,000	\$13.95	\$5,580,000	44	Jeff Davis	70,000	\$13.95	\$976,500
-	Clay			\$0	73	Jefferson	15,400	\$13.95	\$214,830
18	Clayton	200,000	\$13.95	\$2,790,000	-	Jenkins			\$0
68	Clinch	20,000	\$13.95	\$279,000	59	Johnson	31,868	\$13.95	\$444,559
14	Cobb	260,000	\$13.95	\$3,627,000	85	Jones	4,800	\$13.95	\$66,960
3	Coffee	1,100,000	\$13.95	\$15,345,000	80	Lamar	8,000	\$13.95	\$111,600
32	Colquitt	131,200	\$13.95	\$1,830,240	61	Lanier	30,000	\$13.95	\$418,500
34	Columbia	120,000	\$13.95	\$1,674,000	48	Laurens	50,000	\$13.95	\$697,500
78	Cook	10,000	\$13.95	\$139,500	58	Lee	32,000	\$13.95	\$446,400
13	Coweta	300,000	\$13.95	\$4,185,000	91	Liberty	800	\$13.95	\$11,160
29	Crawford	150,000	\$13.95	\$2,092,500	81	Lincoln	7,500	\$13.95	\$104,625
67	Crisp	21,000	\$13.95	\$292,950	-	Long			\$0
53	Dade	38,000	\$13.95	\$530,100	65	Lowndes	25,000	\$13.95	\$348,750
61	Dawson	30,000	\$13.95	\$418,500	22	Lumpkin	181,600	\$13.95	\$2,533,320
74	Decatur	15,000	\$13.95	\$209,250	70	Macon	18,000	\$13.95	\$251,100
29	DeKalb	150,000	\$13.95	\$2,092,500	45	Madison	65,000	\$13.95	\$906,750
77	Dodge	12,000	\$13.95	\$167,400	-	Marion			\$0
48	Dooly	50,000	\$13.95	\$697,500	77	McDuffie	12,000	\$13.95	\$167,400
93	Dougherty	500	\$13.95	\$6,975	-	McIntosh			\$0
68	Douglas	20,000	\$13.95	\$279,000	34	Meriwether	120,000	\$13.95	\$1,674,000
88	Early	3,000	\$13.95	\$41,850	-	Miller			\$0
20	Echols	183,912	\$13.95	\$2,565,572	62	Mitchell	28,000	\$13.95	\$390,600
24	Effingham	175,000	\$13.95	\$2,441,250	57	Monroe	33,000	\$13.95	\$460,350

# Greenhouse

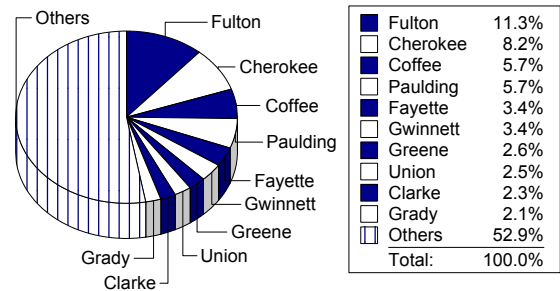
# Farm Gate Value 2006

Rank	County	Sq. Ft.	\$/Sq. Ft.	Farm Gate Value
74	Montgomery	15,000	\$13.95	\$209,250
11	Morgan	320,000	\$13.95	\$4,464,000
72	Murray	17,000	\$13.95	\$237,150
51	Muscogee	43,560	\$13.95	\$607,662
42	Newton	80,000	\$13.95	\$1,116,000
12	Oconee	310,000	\$13.95	\$4,324,500
47	Oglethorpe	54,000	\$13.95	\$753,300
3	Paulding	1,100,000	\$13.95	\$15,345,000
36	Peach	113,000	\$13.95	\$1,576,350
54	Pickens	36,000	\$13.95	\$502,200
49	Pierce	48,000	\$13.95	\$669,600
43	Pike	75,000	\$13.95	\$1,046,250
-	Polk			\$0
80	Pulaski	8,000	\$13.95	\$111,600
74	Putnam	15,000	\$13.95	\$209,250
-	Quitman			\$0
41	Rabun	85,000	\$13.95	\$1,185,750
-	Randolph			\$0
17	Richmond	230,000	\$13.95	\$3,208,500
28	Rockdale	155,000	\$13.95	\$2,162,250
92	Schley	600	\$13.95	\$8,370
82	Screven	7,000	\$13.95	\$97,650
48	Seminole	50,000	\$13.95	\$697,500
-	Spalding			\$0
-	Stephens			\$0
84	Stewart	5,760	\$13.95	\$80,352
26	Sumter	160,900	\$13.95	\$2,244,555
88	Talbot	3,000	\$13.95	\$41,850
-	Taliaferro			\$0
-	Tattnall			\$0
-	Taylor			\$0
-	Telfair			\$0
-	Terrell			\$0
38	Thomas	97,000	\$13.95	\$1,353,150
9	Tift	350,000	\$13.95	\$4,882,500
23	Toombs	180,000	\$13.95	\$2,511,000
56	Towns	34,000	\$13.95	\$474,300
87	Treutlen	3,200	\$13.95	\$44,640
80	Troup	8,000	\$13.95	\$111,600
-	Turner			\$0
-	Twiggs			\$0
5	Union	653,300	\$13.95	\$9,113,535
41	Upson	85,000	\$13.95	\$1,185,750
48	Walker	50,000	\$13.95	\$697,500
10	Walton	325,000	\$13.95	\$4,533,750
27	Ware	160,000	\$13.95	\$2,232,000
71	Warren	17,500	\$13.95	\$244,125
83	Washington	6,000	\$13.95	\$83,700
70	Wayne	18,000	\$13.95	\$251,100
65	Webster	25,000	\$13.95	\$348,750
77	Wheeler	12,000	\$13.95	\$167,400

Rank	County	Sq. Ft.	\$/Sq. Ft.	Farm Gate Value
64	White	26,000	\$13.95	\$362,700
33	Whitfield	125,000	\$13.95	\$1,743,750
75	Wilcox	14,500	\$13.95	\$202,275
40	Wilkes	90,900	\$13.95	\$1,268,055
-	Wilkinson			\$0
86	Worth	4,000	\$13.95	\$55,800
<b>2005 Totals</b>		<b>19,707,472</b>		<b>\$274,930,734</b>

**Percent of Ornamental Horticulture 35.92%**

## Top Ten Counties For Greenhouse



## Top Ten Counties Greenhouse

County	Sq Ft	Price	Farm Gate Value
Fulton	2,100,000	\$13.95	\$29,295,000
Grady	1,961,858	\$13.95	\$27,367,919
Coffee	1,100,000	\$13.95	\$15,345,000
Paulding	1,100,000	\$13.95	\$15,345,000
Cherokee	1,001,880	\$13.95	\$13,976,226
Union	653,300	\$13.95	\$9,113,535
Fayette	600,000	\$13.95	\$8,370,000
Gwinnett	600,000	\$13.95	\$8,370,000
Greene	500,000	\$13.95	\$6,975,000
Clarke	400,000	\$13.95	\$5,580,000

# Turfgrass

# Farm Gate Value 2006

Rank	County	Harvest		Farm Gate Value	Rank	County	Harvest		Farm Gate Value	
		Acres	Rate				\$/Acre	Acres		Rate
-	Appling			\$0	-	Elbert			\$0	
-	Atkinson			\$0	32	Emanuel	385	0.70	\$4,898	\$1,320,011
-	Bacon			\$0	28	Evans	500	0.70	\$4,898	\$1,714,300
36	Baker	220	0.70	\$4,898		Fannin			\$0	
-	Baldwin			\$0	-	Fayette			\$0	
57	Banks	40	0.70	\$4,898	4	Floyd	2,500	0.70	\$4,898	\$8,571,500
-	Barrow			\$0	63	Forsyth	5	0.70	\$4,898	\$17,143
15	Bartow	1,100	0.70	\$4,898	59	Franklin	30	0.70	\$4,898	\$102,858
51	Ben Hill	84	0.70	\$4,898	-	Fulton			\$0	
20	Berrien	721	0.70	\$4,898	-	Gilmer			\$0	
-	Bibb			\$0	-	Glascocock			\$0	
-	Bleckley			\$0	-	Glynn			\$0	
64	Brantley	3	0.70	\$4,898	21	Gordon	720	0.70	\$4,898	\$2,468,592
-	Brooks			\$0	35	Grady	250	0.70	\$4,898	\$857,150
-	Bryan			\$0	-	Greene			\$0	
7	Bulloch	2,000	0.67	\$4,898	47	Gwinnett	100	0.70	\$4,898	\$342,860
-	Burke			\$0	34	Habersham	350	0.70	\$4,898	\$1,200,010
47	Butts	100	0.70	\$4,898	-	Hall			\$0	
-	Calhoun			\$0	47	Hancock	100	0.70	\$4,898	\$342,860
-	Camden			\$0	-	Haralson			\$0	
37	Candler	225	0.67	\$4,898	43	Harris	140	0.70	\$4,898	\$480,004
31	Carroll	400	0.70	\$4,898	55	Hart	55	0.70	\$4,898	\$188,573
40	Catoosa	165	0.70	\$4,898	39	Heard	175	0.70	\$4,898	\$600,005
-	Charlton			\$0	-	Henry			\$0	
-	Chatham			\$0	19	Houston	800	0.70	\$4,898	\$2,742,880
-	Chattahoochee			\$0	25	Irwin	531	0.70	\$4,898	\$1,820,587
-	Chattooga			\$0	33	Jackson	375	0.70	\$4,898	\$1,285,725
-	Cherokee			\$0	-	Jasper			\$0	
-	Clarke			\$0	24	Jeff Davis	600	0.70	\$4,898	\$2,057,160
-	Clay			\$0	30	Jefferson	405	0.70	\$4,898	\$1,388,583
-	Clayton			\$0	46	Jenkins	110	0.70	\$4,898	\$377,146
-	Clinch			\$0	-	Johnson			\$0	
-	Cobb			\$0	-	Jones			\$0	
-	Coffee			\$0	-	Lamar			\$0	
11	Colquitt	1,380	0.70	\$4,898	6	Lanier	2,200	0.70	\$4,898	\$7,542,920
-	Columbia			\$0	22	Laurens	700	0.70	\$4,898	\$2,400,020
2	Cook	3,300	0.70	\$4,898	38	Lee	200	0.70	\$4,898	\$685,720
-	Coweta			\$0	-	Liberty			\$0	
29	Crawford	450	0.70	\$4,898	-	Lincoln			\$0	
38	Crisp	200	0.70	\$4,898	-	Long			\$0	
-	Dade			\$0	42	Lowndes	150	0.70	\$4,898	\$514,290
58	Dawson	35	0.67	\$4,898	61	Lumpkin	15	0.70	\$4,898	\$51,429
16	Decatur	1,025	0.70	\$4,898	1	Macon	3,500	0.70	\$4,898	\$12,000,100
-	DeKalb			\$0	-	Madison			\$0	
14	Dodge	1,200	0.70	\$4,898	-	Marion			\$0	
34	Dooly	350	0.70	\$4,898	-	McDuffie			\$0	
18	Dougherty	850	0.70	\$4,898	-	McIntosh			\$0	
-	Douglas			\$0	38	Meriwether	200	0.70	\$4,898	\$685,720
23	Early	650	0.70	\$4,898	56	Miller	50	0.67	\$4,898	\$164,083
-	Echols			\$0	13	Mitchell	1,300	0.70	\$4,898	\$4,457,180
35	Effingham	250	0.70	\$4,898	-	Monroe			\$0	

# Turfgrass

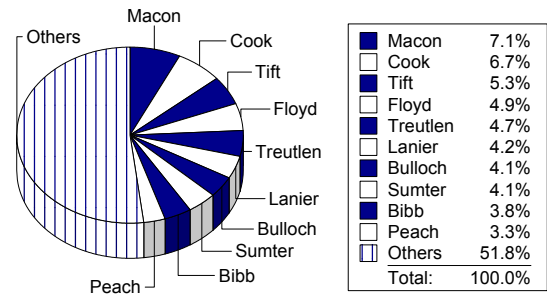
# Farm Gate Value 2006

Rank	County	Acres	Harvest Rate	\$/Acre	Farm Gate Value
-	Montgomery				\$0
52	Morgan	80	0.70	\$4,898	\$274,288
44	Murray	125	0.70	\$4,898	\$428,575
-	Muscogee				\$0
-	Newton				\$0
60	Oconee	25	0.70	\$4,898	\$85,715
-	Oglethorpe				\$0
-	Paulding				\$0
8	Peach	1,620	0.70	\$4,898	\$5,554,332
-	Pickens				\$0
-	Pierce				\$0
-	Pike				\$0
-	Polk				\$0
17	Pulaski	900	0.70	\$4,898	\$3,085,740
-	Putnam				\$0
-	Quitman				\$0
-	Rabun				\$0
-	Randolph				\$0
53	Richmond	75	0.67	\$4,898	\$246,125
-	Rockdale				\$0
49	Schley	90	0.70	\$4,898	\$308,574
10	Screven	1,500	0.70	\$4,898	\$5,142,900
27	Seminole	510	0.70	\$4,898	\$1,748,586
-	Spalding				\$0
-	Stephens				\$0
-	Stewart				\$0
4	Sumter	2,500	0.70	\$4,898	\$8,571,500
-	Talbot				\$0
-	Taliaferro				\$0
-	Tattnall				\$0
28	Taylor	500	0.70	\$4,898	\$1,714,300
-	Telfair				\$0
24	Terrell	600	0.70	\$4,898	\$2,057,160
48	Thomas	92	0.70	\$4,898	\$315,431
3	Tift	2,700	0.70	\$4,898	\$9,257,220
35	Toombs	250	0.70	\$4,898	\$857,150
-	Towns				\$0
5	Treutlen	2,300	0.70	\$4,898	\$7,885,780
-	Troup				\$0
12	Turner	1,339	0.70	\$4,898	\$4,590,895
-	Twiggs				\$0
-	Union				\$0
-	Upson				\$0
55	Walker	55	0.70	\$4,898	\$188,573
-	Walton				\$0
-	Ware				\$0
45	Warren	120	0.70	\$4,898	\$411,432
9	Washington	1,600	0.70	\$4,898	\$5,485,760
62	Wayne	6	0.70	\$4,898	\$20,572
54	Webster	70	0.70	\$4,898	\$240,002
50	Wheeler	85	0.70	\$4,898	\$291,431

Rank	County	Acres	Harvest Rate	\$/Acre	Farm Gate Value
-	White				\$0
59	Whitfield	30	0.70	\$4,898	\$102,858
41	Wilcox	155	0.70	\$4,898	\$531,433
-	Wilkes				\$0
-	Wilkinson				\$0
26	Worth	529	0.70	\$4,898	\$1,813,729
<b>2005 Totals</b>		<b>49,050</b>			<b>\$167,822,378</b>

**Percent of Ornamental Horticulture 21.92%**

## Top Ten Counties For Turfgrass



## Top Ten Counties Turfgrass

County	Acres	Harvest Rate	Price	Farm Gate Value
Macon	3,500	0.70	\$4,898	\$12,000,100
Cook	3,300	0.70	\$4,898	\$11,314,380
Tift	2,700	0.70	\$4,898	\$9,257,220
Floyd	2,500	0.70	\$4,898	\$8,571,500
Sumter	2,500	0.70	\$4,898	\$8,571,500
Treutlen	2,300	0.70	\$4,898	\$7,885,780
Lanier	2,200	0.70	\$4,898	\$7,542,920
Bulloch	2,000	0.67	\$4,898	\$6,563,320
Peach	1,620	0.70	\$4,898	\$5,554,332
Washington	1,600	0.70	\$4,898	\$5,485,760

# Miscellaneous Ornamental Horticulture

## Farm Gate Value 2006

County	Farm Gate Value	County	Farm Gate Value
Appling		Early	
Atkinson		Echols	
Bacon		Effingham	
Baker		Elbert	
Baldwin		Emanuel	
Banks		Evans	
Barrow		Fannin	
Bartow		Fayette	
Ben Hill		Floyd	
Berrien		Forsyth	
Bibb		Franklin	
Bleckley		Fulton	
Brantley		Gilmer	
Brooks		Glascocock	
Bryan		Glynn	
Bulloch		Gordon	
Burke		Grady	
Butts		Greene	
Calhoun		Gwinnett	
Camden		Habersham	
Candler		Hall	
Carroll	\$100,000	Hancock	
Catoosa		Haralson	
Charlton		Harris	
Chatham		Hart	
Chattahoochee		Heard	
Chattooga		Henry	
Cherokee		Houston	
Clarke		Irwin	
Clay		Jackson	
Clayton		Jasper	
Clinch		Jeff Davis	
Cobb		Jefferson	\$71,690
Coffee		Jenkins	
Colquitt		Johnson	
Columbia		Jones	
Cook		Lamar	
Coweta	\$3,400	Lanier	\$4,337,500
Crawford		Laurens	
Crisp		Lee	
Dade		Liberty	
Dawson		Lincoln	
Decatur		Long	
DeKalb		Lowndes	
Dodge		Lumpkin	
Dooly		Macon	
Dougherty		Madison	
Douglas		Marion	\$200,000

# Miscellaneous Ornamental Horticulture

## Farm Gate Value 2006

County	Farm Gate Value	County	Farm Gate Value
McDuffie		Upson	
McIntosh		Walker	
Meriwether		Walton	
Miller		Ware	
Mitchell		Warren	
Monroe		Washington	
Montgomery		Wayne	
Morgan		Webster	
Murray		Wheeler	\$927,000
Muscogee		White	\$3,200
Newton	\$10,000	Whitfield	
Oconee		Wilcox	
Oglethorpe	\$1,577,656	Wilkes	
Paulding		Wilkinson	
Peach		Worth	
Pickens		<b>2005 Totals</b>	<b>\$7,472,446</b>
Pierce		<b>Percent of Ornamental Horticulture</b>	<b>0.98%</b>
Pike			
Polk	\$2,000		
Pulaski			
Putnam			
Quitman			
Rabun			
Randolph			
Richmond			
Rockdale	\$240,000		
Schley			
Screven			
Seminole			
Spalding			
Stephens			
Stewart			
Sumter			
Talbot			
Taliaferro			
Tattnall			
Taylor			
Telfair			
Terrell			
Thomas			
Tift			
Toombs			
Towns			
Treutlen			
Troup			
Turner			
Twiggs			
Union			

# Total Ornamental Horticulture Value, 2006

Rank	County	Farm Gate Value	Rank	County	Farm Gate Value	Rank	County	Farm Gate Value
82	Appling	\$2,264,540	28	Evans	\$8,974,900	97	Newton	\$1,420,165
131	Atkinson	\$415,894	127	Fannin	\$483,015	5	Oconee	\$22,185,440
119	Bacon	\$641,670	14	Fayette	\$12,671,000	79	Oglethorpe	\$2,416,976
85	Baker	\$2,066,652	7	Floyd	\$17,096,070	6	Paulding	\$17,505,760
116	Baldwin	\$707,765	43	Forsyth	\$5,404,518	29	Peach	\$8,317,602
61	Banks	\$3,526,639	124	Franklin	\$572,978	106	Pickens	\$975,115
148	Barrow	\$89,811	3	Fulton	\$31,651,090	115	Pierce	\$729,775
33	Bartow	\$6,900,210	113	Gilmer	\$815,500	41	Pike	\$5,602,775
88	Ben Hill	\$1,871,312	-	Glascocock	\$0	145	Polk	\$131,030
38	Berrien	\$5,767,336	130	Glynn	\$430,100	57	Pulaski	\$3,893,790
125	Bibb	\$546,370	66	Gordon	\$3,270,577	128	Putnam	\$475,005
126	Bleckley	\$490,275	1	Grady	\$66,149,844	-	Quitman	\$0
136	Brantley	\$353,221	30	Greene	\$7,981,200	39	Rabun	\$5,615,000
31	Brooks	\$7,529,200	18	Gwinnett	\$11,986,750	103	Randolph	\$1,143,325
139	Bryan	\$296,080	47	Habersham	\$4,969,510	44	Richmond	\$5,321,220
13	Bulloch	\$13,706,280	70	Hall	\$2,753,040	46	Rockdale	\$5,059,995
94	Burke	\$1,639,050	118	Hancock	\$643,735	134	Schley	\$359,954
56	Butts	\$4,154,980	140	Haralson	\$292,950	37	Screven	\$5,897,735
122	Calhoun	\$627,750	45	Harris	\$5,093,904	76	Seminole	\$2,561,306
109	Camden	\$866,596	21	Hart	\$10,655,133	137	Spalding	\$350,790
77	Candler	\$2,525,134	107	Heard	\$922,015	146	Stephens	\$122,125
62	Carroll	\$3,507,815	74	Henry	\$2,575,005	98	Stewart	\$1,413,662
92	Catoosa	\$1,703,579	59	Houston	\$3,650,760	20	Sumter	\$11,117,125
105	Charlton	\$1,079,950	89	Irwin	\$1,820,587	149	Talbot	\$65,920
50	Chatham	\$4,783,975	83	Jackson	\$2,229,725	-	Taliaferro	\$0
-	Chattahoochee	\$0	9	Jasper	\$16,524,000	-	Tattnall	\$0
-	Chattooga	\$0	63	Jeff Davis	\$3,394,905	91	Taylor	\$1,714,300
11	Cherokee	\$14,822,421	52	Jefferson	\$4,726,453	-	Telfair	\$0
4	Clarke	\$23,651,125	132	Jenkins	\$377,146	86	Terrell	\$2,057,160
110	Clay	\$860,200	93	Johnson	\$1,648,839	42	Thomas	\$5,485,821
26	Clayton	\$9,498,000	138	Jones	\$342,185	12	Tift	\$14,488,930
101	Clinch	\$1,187,340	40	Lamar	\$5,613,370	36	Toombs	\$6,205,250
58	Cobb	\$3,792,135	17	Lanier	\$12,433,080	129	Towns	\$474,300
10	Coffee	\$15,620,225	67	Laurens	\$3,243,715	27	Treutlen	\$9,435,770
25	Colquitt	\$9,591,153	96	Lee	\$1,433,190	112	Troup	\$844,350
60	Columbia	\$3,531,720	144	Liberty	\$140,190	53	Turner	\$4,590,895
19	Cook	\$11,883,980	147	Lincoln	\$104,625	150	Twiggs	\$43,010
48	Coweta	\$4,919,375	-	Long	\$0	24	Union	\$9,715,480
32	Crawford	\$7,108,940	35	Lowndes	\$6,264,940	100	Upson	\$1,245,925
102	Crisp	\$1,186,815	65	Lumpkin	\$3,311,579	104	Walker	\$1,126,773
121	Dade	\$633,285	15	Macon	\$12,552,270	8	Walton	\$16,654,770
123	Dawson	\$576,368	78	Madison	\$2,420,000	73	Ware	\$2,576,080
23	Decatur	\$9,723,565	142	Marion	\$200,000	108	Warren	\$918,747
84	DeKalb	\$2,092,500	2	McDuffie	\$38,842,400	34	Washington	\$6,360,415
54	Dodge	\$4,410,750	141	McIntosh	\$258,060	120	Wayne	\$639,822
69	Dooly	\$2,860,310	22	Meriwether	\$10,054,220	117	Webster	\$674,772
68	Dougherty	\$3,105,360	143	Miller	\$164,083	51	Wheeler	\$4,741,411
87	Douglas	\$1,999,400	49	Mitchell	\$4,890,790	133	White	\$365,900
81	Early	\$2,291,945	99	Monroe	\$1,286,025	72	Whitfield	\$2,668,928
75	Echols	\$2,565,572	135	Montgomery	\$355,445	114	Wilcox	\$767,248
55	Effingham	\$4,270,270	16	Morgan	\$12,440,688	90	Wilkes	\$1,780,625
64	Elbert	\$3,366,100	111	Murray	\$858,285	151	Wilkinson	\$33,540
71	Emanuel	\$2,715,011	95	Muscogee	\$1,467,862	80	Worth	\$2,394,134
<b>GEORGIA</b>								<b>\$765,454,144</b>

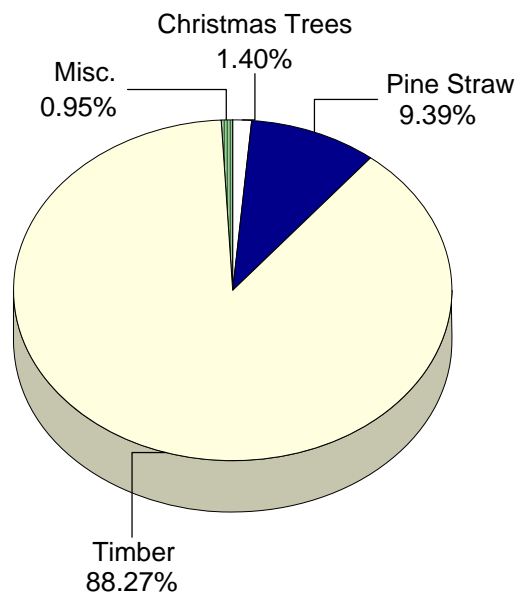
# 2006 Georgia Farm Gate Value

## -Forestry & Products-

\$ 662,857,002

### Forestry & Products

2006 Farm Gate Value



# Christmas Trees

# Farm Gate Value 2006

Rank	County	Acres	Harvest Rate	\$/Acre	Farm Gate Value	Rank	County	Acres	Harvest Rate	\$/Acre	Farm Gate Value
27	Appling	5	0.25	\$15,000	\$18,750	-	Elbert				\$0
-	Atkinson				\$0	-	Emanuel				\$0
-	Bacon				\$0	-	Evans				\$0
-	Baker				\$0	-	Fannin				\$0
12	Baldwin	35	0.25	\$15,000	\$131,250	3	Fayette	155	0.25	\$15,000	\$581,250
-	Banks				\$0	17	Floyd	20	0.25	\$15,000	\$75,000
21	Barrow	10	0.25	\$15,000	\$37,500	22	Forsyth	8	0.25	\$15,000	\$30,000
17	Bartow	20	0.25	\$15,000	\$75,000	-	Franklin				\$0
-	Ben Hill				\$0	17	Fulton	20	0.25	\$15,000	\$75,000
21	Berrien	10	0.25	\$15,000	\$37,500	17	Gilmer	20	0.25	\$15,000	\$75,000
22	Bibb	8	0.25	\$15,000	\$30,000	-	Glascocock				\$0
-	Bleckley				\$0	-	Glynn				\$0
-	Brantley				\$0	-	Gordon				\$0
-	Brooks				\$0	19	Grady	15	0.25	\$15,000	\$56,250
-	Bryan				\$0	-	Greene				\$0
21	Bulloch	10	0.25	\$15,000	\$37,500	5	Gwinnett	70	0.25	\$15,000	\$262,500
20	Burke	12	0.25	\$15,000	\$45,000	11	Habersham	40	0.25	\$15,000	\$150,000
17	Butts	20	0.25	\$15,000	\$75,000	19	Hall	15	0.25	\$15,000	\$56,250
21	Calhoun	10	0.25	\$15,000	\$37,500	9	Hancock	50	0.25	\$15,000	\$187,500
-	Camden				\$0	11	Haralson	40	0.25	\$15,000	\$150,000
-	Candler				\$0	11	Harris	40	0.25	\$15,000	\$150,000
17	Carroll	20	0.25	\$15,000	\$75,000	14	Hart	28	0.25	\$15,000	\$105,000
30	Catoosa	2	0.25	\$15,000	\$7,500	-	Heard				\$0
-	Charlton				\$0	6	Henry	65	0.25	\$15,000	\$243,750
-	Chatham				\$0	30	Houston	2	0.25	\$15,000	\$7,500
-	Chattahoochee				\$0	13	Irwin	30	0.25	\$15,000	\$112,500
25	Chattooga	10	0.25	\$10,000	\$25,000	15	Jackson	25	0.25	\$15,000	\$93,750
21	Cherokee	10	0.25	\$15,000	\$37,500	4	Jasper	100	0.25	\$15,000	\$375,000
9	Clarke	50	0.25	\$15,000	\$187,500	-	Jeff Davis				\$0
-	Clay				\$0	24	Jefferson	7	0.25	\$15,000	\$25,313
22	Clayton	8	0.25	\$15,000	\$30,000	-	Jenkins				\$0
-	Clinch				\$0	-	Johnson				\$0
19	Cobb	15	0.25	\$15,000	\$56,250	-	Jones				\$0
29	Coffee	3	0.25	\$15,000	\$11,250	19	Lamar	15	0.25	\$15,000	\$56,250
29	Colquitt	3	0.25	\$15,000	\$11,250	-	Lanier				\$0
-	Columbia				\$0	12	Laurens	35	0.25	\$15,000	\$131,250
21	Cook	10	0.25	\$15,000	\$37,500	27	Lee	5	0.25	\$15,000	\$18,750
22	Coweta	8	0.25	\$15,000	\$30,000	19	Liberty	15	0.25	\$15,000	\$56,250
31	Crawford	1	0.25	\$15,000	\$3,750	-	Lincoln				\$0
13	Crisp	30	0.25	\$15,000	\$112,500	-	Long				\$0
-	Dade				\$0	9	Lowndes	50	0.25	\$15,000	\$187,500
28	Dawson	4	0.25	\$15,000	\$15,000	23	Lumpkin	7	0.25	\$15,000	\$26,250
20	Decatur	12	0.25	\$15,000	\$45,000	-	Macon				\$0
-	DeKalb				\$0	21	Madison	10	0.25	\$15,000	\$37,500
-	Dodge				\$0	-	Marion				\$0
-	Dooley				\$0	-	McDuffie				\$0
11	Dougherty	40	0.25	\$15,000	\$150,000	15	McIntosh	25	0.25	\$15,000	\$93,750
27	Douglas	5	0.25	\$15,000	\$18,750	21	Meriwether	10	0.25	\$15,000	\$37,500
23	Early	7	0.25	\$15,000	\$26,250	-	Miller				\$0
-	Echols				\$0	26	Mitchell	6	0.25	\$15,000	\$22,500
12	Effingham	35	0.25	\$15,000	\$131,250	11	Monroe	40	0.25	\$15,000	\$150,000

# Christmas Trees

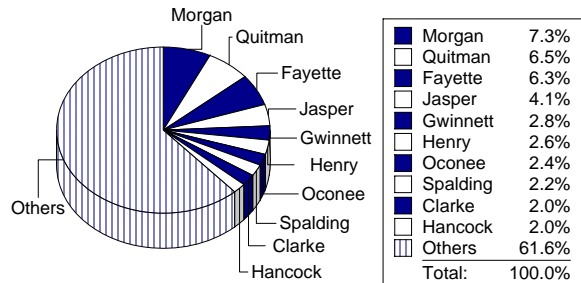
# Farm Gate Value 2006

Rank	County	Acres	Harvest Rate	\$/Acre	Farm Gate Value
-	Montgomery				\$0
1	Morgan	180	0.25	\$15,000	\$675,000
19	Murray	15	0.25	\$15,000	\$56,250
27	Muscogee	5	0.25	\$15,000	\$18,750
11	Newton	40	0.25	\$15,000	\$150,000
7	Oconee	60	0.25	\$15,000	\$225,000
19	Oglethorpe	15	0.25	\$15,000	\$56,250
27	Paulding	5	0.25	\$15,000	\$18,750
17	Peach	20	0.25	\$15,000	\$75,000
29	Pickens	3	0.25	\$15,000	\$11,250
-	Pierce				\$0
17	Pike	20	0.25	\$15,000	\$75,000
27	Polk	5	0.25	\$15,000	\$18,750
27	Pulaski	5	0.25	\$15,000	\$18,750
-	Putnam				\$0
2	Quitman	161	0.25	\$15,000	\$603,750
9	Rabun	50	0.25	\$15,000	\$187,500
-	Randolph				\$0
11	Richmond	40	0.25	\$15,000	\$150,000
21	Rockdale	10	0.25	\$15,000	\$37,500
30	Schley	2	0.25	\$15,000	\$7,500
27	Screven	5	0.25	\$15,000	\$18,750
30	Seminole	2	0.25	\$15,000	\$7,500
8	Spalding	55	0.25	\$15,000	\$206,250
-	Stephens				\$0
-	Stewart				\$0
-	Sumter				\$0
-	Talbot				\$0
-	Taliaferro				\$0
-	Tattnall				\$0
-	Taylor				\$0
15	Telfair	25	0.25	\$15,000	\$93,750
11	Terrell	40	0.25	\$15,000	\$150,000
12	Thomas	35	0.25	\$15,000	\$131,250
15	Tift	25	0.25	\$15,000	\$93,750
-	Toombs				\$0
-	Towns				\$0
13	Treutlen	30	0.25	\$15,000	\$112,500
17	Troup	20	0.25	\$15,000	\$75,000
-	Turner				\$0
11	Twiggs	40	0.25	\$15,000	\$150,000
-	Union				\$0
17	Upson	20	0.25	\$15,000	\$75,000
10	Walker	45	0.25	\$15,000	\$168,750
27	Walton	5	0.25	\$15,000	\$18,750
-	Ware				\$0
20	Warren	12	0.25	\$15,000	\$45,000
-	Washington				\$0
29	Wayne	3	0.25	\$15,000	\$11,250
-	Webster				\$0
-	Wheeler				\$0

Rank	County	Acres	Harvest Rate	\$/Acre	Farm Gate Value
-	White				\$0
9	Whitfield	50	0.25	\$15,000	\$187,500
18	Wilcox	16	0.25	\$15,000	\$60,000
-	Wilkes				\$0
16	Wilkinson	25	0.25	\$14,900	\$93,125
-	Worth				\$0
<b>2006 Totals</b>		<b>2,470</b>			<b>\$9,248,438</b>

**Percent of Forestry Products 1.40%**

## Top Ten Counties For Christmas Trees



## Top Ten Counties Christmas Trees

County	Acres	Harvest Rate	\$/Acre	Farm Gate Value
Morgan	180	0.25	\$15,000	\$675,000
Quitman	161	0.25	\$15,000	\$603,750
Fayette	155	0.25	\$15,000	\$581,250
Jasper	100	0.25	\$15,000	\$375,000
Gwinnett	70	0.25	\$15,000	\$262,500
Henry	65	0.25	\$15,000	\$243,750
Oconee	60	0.25	\$15,000	\$225,000
Spalding	55	0.25	\$15,000	\$206,250
Clarke	50	0.25	\$15,000	\$187,500
Hancock	50	0.25	\$15,000	\$187,500

# Pine Straw

# Farm Gate Value 2006

Rank	County	Acres	\$/Acre	Farm Gate Value	Rank	County	Acres	\$/Acre	Farm Gate Value
6	Appling	20,000	\$100	\$2,000,000	48	Elbert	600	\$100	\$60,000
30	Atkinson	3,000	\$100	\$300,000	6	Emanuel	20,000	\$100	\$2,000,000
30	Bacon	3,000	\$100	\$300,000	32	Evans	2,750	\$100	\$275,000
45	Baker	900	\$100	\$90,000	-	Fannin			\$0
-	Baldwin			\$0	61	Fayette	65	\$100	\$6,500
52	Banks	400	\$100	\$40,000	49	Floyd	500	\$100	\$50,000
60	Barrow	75	\$100	\$7,500	-	Forsyth			\$0
-	Bartow			\$0	-	Franklin			\$0
6	Ben Hill	20,000	\$100	\$2,000,000	62	Fulton	60	\$100	\$6,000
43	Berrien	980	\$100	\$98,000	-	Gilmer			\$0
-	Bibb			\$0	51	Glascock	420	\$100	\$42,000
9	Bleckley	15,000	\$100	\$1,500,000	-	Glynn			\$0
39	Brantley	1,500	\$100	\$150,000	-	Gordon			\$0
13	Brooks	12,000	\$100	\$1,200,000	40	Grady	1,300	\$100	\$130,000
50	Bryan	450	\$100	\$45,000	-	Greene			\$0
10	Bulloch	14,000	\$100	\$1,400,000	-	Gwinnett			\$0
7	Burke	18,000	\$100	\$1,800,000	-	Habersham			\$0
65	Butts	20	\$100	\$2,000	66	Hall	10	\$100	\$1,000
14	Calhoun	10,000	\$100	\$1,000,000	23	Hancock	5,000	\$100	\$500,000
-	Camden			\$0	-	Haralson			\$0
20	Candler	7,000	\$100	\$700,000	34	Harris	2,200	\$100	\$220,000
52	Carroll	400	\$100	\$40,000	52	Hart	400	\$100	\$40,000
63	Catoosa	50	\$100	\$5,000	-	Heard			\$0
39	Charlton	1,500	\$100	\$150,000	-	Henry			\$0
-	Chatham			\$0	46	Houston	800	\$100	\$80,000
-	Chattahoochee			\$0	21	Irwin	6,000	\$100	\$600,000
-	Chattooga			\$0	-	Jackson			\$0
-	Cherokee			\$0	59	Jasper	100	\$100	\$10,000
-	Clarke			\$0	3	Jeff Davis	45,000	\$100	\$4,500,000
-	Clay			\$0	37	Jefferson	1,815	\$100	\$181,500
-	Clayton			\$0	-	Jenkins			\$0
33	Clinch	2,500	\$100	\$250,000	5	Johnson	22,050	\$100	\$2,205,000
-	Cobb			\$0	-	Jones			\$0
18	Coffee	8,000	\$100	\$800,000	36	Lamar	2,000	\$100	\$200,000
11	Colquitt	13,500	\$100	\$1,350,000	42	Lanier	1,000	\$100	\$100,000
47	Columbia	750	\$100	\$75,000	1	Laurens	55,000	\$100	\$5,500,000
49	Cook	500	\$100	\$50,000	41	Lee	1,200	\$100	\$120,000
-	Coweta			\$0	57	Liberty	200	\$100	\$20,000
47	Crawford	750	\$100	\$75,000	58	Lincoln	101	\$100	\$10,100
30	Crisp	3,000	\$100	\$300,000	56	Long	280	\$100	\$28,000
-	Dade			\$0	14	Lowndes	10,000	\$100	\$1,000,000
-	Dawson			\$0	-	Lumpkin			\$0
28	Decatur	3,500	\$100	\$350,000	49	Macon	500	\$100	\$50,000
-	DeKalb			\$0	52	Madison	400	\$100	\$40,000
3	Dodge	45,000	\$100	\$4,500,000	24	Marion	4,500	\$100	\$450,000
48	Dooly	600	\$100	\$60,000	-	McDuffie			\$0
44	Dougherty	950	\$100	\$95,000	-	McIntosh			\$0
-	Douglas			\$0	33	Meriwether	2,500	\$100	\$250,000
50	Early	450	\$100	\$45,000	47	Miller	750	\$100	\$75,000
57	Echols	200	\$100	\$20,000	33	Mitchell	2,500	\$100	\$250,000
55	Effingham	300	\$100	\$30,000	64	Monroe	30	\$100	\$3,000

# Pine Straw

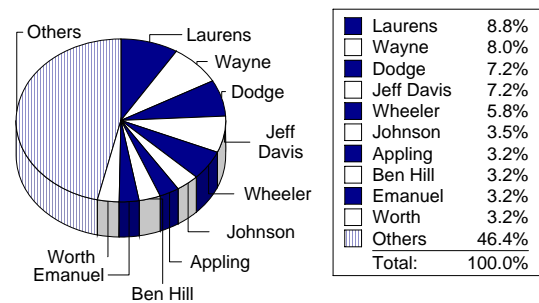
# Farm Gate Value 2006

Rank	County	Acres	\$/Acre	Farm Gate Value
16	Montgomery	9,750	\$100	\$975,000
-	Morgan			\$0
-	Murray			\$0
-	Muscogee			\$0
-	Newton			\$0
54	Oconee	350	\$100	\$35,000
-	Oglethorpe			\$0
-	Paulding			\$0
-	Peach			\$0
-	Pickens			\$0
17	Pierce	8,200	\$100	\$820,000
36	Pike	2,000	\$100	\$200,000
-	Polk			\$0
28	Pulaski	3,500	\$100	\$350,000
-	Putnam			\$0
-	Quitman			\$0
-	Rabun			\$0
53	Randolph	375	\$100	\$37,500
-	Richmond			\$0
-	Rockdale			\$0
63	Schley	50	\$100	\$5,000
49	Screven	500	\$100	\$50,000
22	Seminole	5,600	\$100	\$560,000
-	Spalding			\$0
-	Stephens			\$0
-	Stewart			\$0
57	Sumter	200	\$100	\$20,000
28	Talbot	3,500	\$100	\$350,000
-	Taliaferro			\$0
18	Tattnall	8,000	\$100	\$800,000
25	Taylor	4,300	\$100	\$430,000
36	Telfair	2,000	\$100	\$200,000
48	Terrell	600	\$100	\$60,000
35	Thomas	2,150	\$100	\$215,000
33	Tift	2,500	\$100	\$250,000
15	Toombs	9,950	\$100	\$995,000
-	Towns			\$0
12	Treutlen	12,300	\$100	\$1,230,000
31	Troup	2,800	\$100	\$280,000
27	Turner	6,500	\$60	\$390,000
46	Twiggs	800	\$100	\$80,000
-	Union			\$0
26	Upson	4,000	\$100	\$400,000
-	Walker			\$0
-	Walton			\$0
38	Ware	3,000	\$60	\$180,000
29	Warren	3,200	\$100	\$320,000
8	Washington	16,000	\$100	\$1,600,000
2	Wayne	50,000	\$100	\$5,000,000
49	Webster	500	\$100	\$50,000
4	Wheeler	28,000	\$130	\$3,640,000

Rank	County	Acres	\$/Acre	Farm Gate Value
-	White			\$0
-	Whitfield			\$0
19	Wilcox	7,200	\$100	\$720,000
-	Wilkes			\$0
39	Wilkinson	1,500	\$100	\$150,000
6	Worth	20,000	\$100	\$2,000,000
<b>2006 Totals</b>				<b>617,631</b>
				<b>\$62,223,100</b>

**Percent of Forestry Products 9.39%**

## Top Ten Counties For Pine Straw



## Top Ten Counties Pine Straw

County	Acres	\$/Acre	Farm Gate Value
Laurens	55,000	\$100	\$5,500,000
Wayne	50,000	\$100	\$5,000,000
Dodge	45,000	\$100	\$4,500,000
Jeff Davis	45,000	\$100	\$4,500,000
Wheeler	28,000	\$130	\$3,640,000
Johnson	22,050	\$100	\$2,205,000
Appling	20,000	\$100	\$2,000,000
Ben Hill	20,000	\$100	\$2,000,000
Emanuel	20,000	\$100	\$2,000,000
Worth	20,000	\$100	\$2,000,000

# Timber

# Farm Gate Value 2006

Rank	County	Farm Gate Value	Rank	County	Farm Gate Value
13	Appling	\$9,813,974	80	Elbert	\$2,537,616
47	Atkinson	\$4,459,027	5	Emanuel	\$12,201,690
140	Bacon	\$113,169	105	Evans	\$1,064,601
87	Baker	\$2,088,925	147	Fannin	\$18,278
62	Baldwin	\$3,777,222	135	Fayette	\$210,565
130	Banks	\$264,124	78	Floyd	\$2,564,656
141	Barrow	\$75,000	-	Forsyth	\$0
102	Bartow	\$1,274,513	137	Franklin	\$142,514
48	Ben Hill	\$4,317,568	138	Fulton	\$139,827
33	Berrien	\$5,741,605	122	Gilmer	\$504,919
108	Bibb	\$817,944	97	Glascock	\$1,669,241
68	Bleckley	\$3,428,164	17	Glynn	\$8,677,562
18	Brantley	\$8,035,955	117	Gordon	\$631,789
23	Brooks	\$6,855,303	46	Grady	\$4,579,240
58	Bryan	\$3,986,000	31	Greene	\$5,918,669
10	Bulloch	\$10,300,401	-	Gwinnett	\$0
4	Burke	\$12,895,064	109	Habersham	\$802,093
94	Butts	\$1,774,967	136	Hall	\$170,350
134	Calhoun	\$219,205	8	Hancock	\$10,500,000
60	Camden	\$3,836,736	71	Haralson	\$3,200,000
92	Candler	\$1,800,650	83	Harris	\$2,498,009
56	Carroll	\$4,000,000	123	Hart	\$475,000
144	Catoosa	\$38,180	73	Heard	\$3,000,000
16	Charlton	\$8,885,136	145	Henry	\$33,500
-	Chatham	\$0	86	Houston	\$2,122,035
127	Chattahoochee	\$384,005	25	Irwin	\$6,700,000
110	Chattooga	\$786,410	128	Jackson	\$365,584
98	Cherokee	\$1,661,567	59	Jasper	\$3,906,674
-	Clarke	\$0	41	Jeff Davis	\$4,943,974
84	Clay	\$2,473,273	55	Jefferson	\$4,009,757
114	Clayton	\$680,000	63	Jenkins	\$3,750,000
2	Clinch	\$19,595,555	11	Johnson	\$10,090,750
143	Cobb	\$40,000	35	Jones	\$5,616,524
19	Coffee	\$7,860,457	116	Lamar	\$657,108
34	Colquitt	\$5,692,627	64	Lanier	\$3,675,000
32	Columbia	\$5,808,672	3	Laurens	\$14,382,926
89	Cook	\$1,906,006	93	Lee	\$1,788,871
90	Coweta	\$1,895,907	112	Liberty	\$700,000
79	Crawford	\$2,564,000	57	Lincoln	\$3,995,287
81	Crisp	\$2,529,360	27	Long	\$6,370,680
132	Dade	\$229,029	21	Lowndes	\$7,000,000
142	Dawson	\$52,507	129	Lumpkin	\$290,430
9	Decatur	\$10,405,265	85	Macon	\$2,225,028
-	DeKalb	\$0	74	Madison	\$2,996,692
22	Dodge	\$6,917,638	61	Marion	\$3,823,698
82	Dooly	\$2,518,305	65	McDuffie	\$3,659,295
96	Dougherty	\$1,673,192	39	McIntosh	\$5,212,535
133	Douglas	\$223,521	29	Meriwether	\$6,088,632
37	Early	\$5,595,692	111	Miller	\$746,700
12	Echols	\$10,000,000	53	Mitchell	\$4,046,619
30	Effingham	\$6,064,781	42	Monroe	\$4,875,446

# Timber

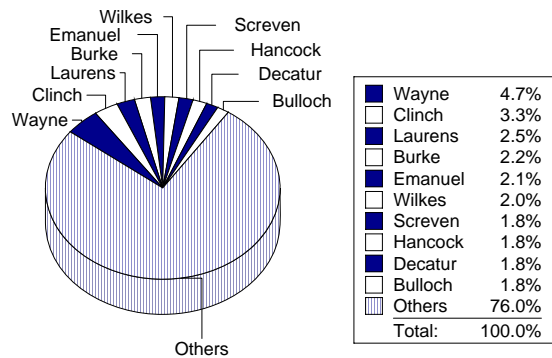
# Farm Gate Value 2006

Rank	County	Farm Gate Value
131	Montgomery	\$250,114
69	Morgan	\$3,277,361
88	Murray	\$2,000,000
-	Muscogee	\$0
113	Newton	\$693,438
139	Oconee	\$130,287
44	Oglethorpe	\$4,808,430
119	Paulding	\$605,563
120	Peach	\$565,197
103	Pickens	\$1,132,346
49	Pierce	\$4,275,000
107	Pike	\$1,043,577
77	Polk	\$2,604,324
148	Pulaski	\$9,787
70	Putnam	\$3,203,575
72	Quitman	\$3,094,231
-	Rabun	\$0
36	Randolph	\$5,598,455
95	Richmond	\$1,686,313
118	Rockdale	\$622,421
101	Schley	\$1,287,579
7	Screven	\$10,800,387
121	Seminole	\$561,893
115	Spalding	\$674,495
124	Stephens	\$431,670
40	Stewart	\$5,076,814
54	Sumter	\$4,031,695
52	Talbot	\$4,078,631
43	Taliaferro	\$4,861,809
45	Tattnall	\$4,678,047
67	Taylor	\$3,470,000
12	Telfair	\$10,000,000
76	Terrell	\$2,621,345
26	Thomas	\$6,698,096
91	Tift	\$1,894,608
75	Toombs	\$2,759,305
146	Towns	\$23,500
66	Treutlen	\$3,590,986
15	Troup	\$8,900,000
88	Turner	\$2,000,000
24	Twiggs	\$6,770,561
-	Union	\$0
99	Upson	\$1,609,140
126	Walker	\$384,355
104	Walton	\$1,112,741
12	Ware	\$10,000,000
38	Warren	\$5,519,812
14	Washington	\$9,726,955
1	Wayne	\$27,229,348
100	Webster	\$1,294,944
51	Wheeler	\$4,253,949

Rank	County	Farm Gate Value
125	White	\$430,000
106	Whitfield	\$1,044,352
20	Wilcox	\$7,402,211
6	Wilkes	\$11,914,706
28	Wilkinson	\$6,189,605
50	Worth	\$4,255,000
<b>2006 Totals</b>		<b>\$585,115,924</b>

**Percent of Forestry Products 88.27%**

## Top Ten Counties For Timber



## Top Ten Counties Timber

County	Farm Gate Value
Wayne	\$27,229,348
Clinch	\$19,595,555
Laurens	\$14,382,926
Burke	\$12,895,064
Emanuel	\$12,201,690
Wilkes	\$11,914,706
Screven	\$10,800,387
Hancock	\$10,500,000
Decatur	\$10,405,265
Bulloch	\$10,300,401

# Miscellaneous Forestry

# Farm Gate Value 2006

County	Farm Gate Value	County	Farm Gate Value
Appling		Echols	
Atkinson		Effingham	
Bacon		Elbert	
Baker		Emanuel	\$1,575,000
Baldwin		Evans	
Banks		Fannin	
Barrow		Fayette	
Bartow		Floyd	
Ben Hill		Forsyth	
Berrien		Franklin	
Bibb		Fulton	
Bleckley		Gilmer	
Brantley		Glascocock	
Brooks		Glynn	
Bryan		Gordon	
Bulloch	\$1,040,000	Grady	
Burke		Greene	
Butts		Gwinnett	
Calhoun		Habersham	
Camden		Hall	
Candler		Hancock	
Carroll		Haralson	
Catoosa		Harris	
Charlton		Hart	
Chatham		Heard	
Chattahoochee		Henry	
Chattooga		Houston	
Cherokee		Irwin	
Clarke		Jackson	
Clay		Jasper	
Clayton		Jeff Davis	
Clinch		Jefferson	
Cobb		Jenkins	
Coffee		Johnson	
Colquitt	\$1,629,540	Jones	
Columbia		Lamar	
Cook		Lanier	\$150,000
Coweta		Laurens	
Crawford		Lee	
Crisp		Liberty	
Dade		Lincoln	
Dawson		Long	
Decatur		Lowndes	
DeKalb		Lumpkin	
Dodge		Macon	
Dooly		Madison	\$50,000
Dougherty		Marion	\$480,000
Douglas		McDuffie	
Early		McIntosh	

# Miscellaneous Forestry

# Farm Gate Value 2006

County	Farm Gate Value	County	Farm Gate Value
Meriwether		Ware	
Miller		Warren	
Mitchell		Washington	\$75,000
Monroe		Wayne	
Montgomery		Webster	
Morgan		Wheeler	
Murray		White	
Muscoquee		Whitfield	
Newton	\$100,000	Wilcox	
Oconee		Wilkes	
Oglethorpe		Wilkinson	
Paulding		Worth	
Peach			
Pickens		<b>2006 Totals</b>	<b>\$6,269,540</b>
Pierce		<b>Percent of Forestry Products</b>	<b>0.95%</b>
Pike			
Polk			
Pulaski			
Putnam			
Quitman			
Rabun			
Randolph			
Richmond			
Rockdale			
Schley			
Screven			
Seminole			
Spalding			
Stephens			
Stewart			
Sumter			
Talbot			
Taliaferro			
Tattnall			
Taylor			
Telfair			
Terrell			
Thomas			
Tift	\$1,170,000		
Toombs			
Towns			
Treutlen			
Troup			
Turner			
Twiggs			
Union			
Upson			
Walker			
Walton			

# Total Forestry and Products Value, 2006

Rank	County	Farm Gate Value	Rank	County	Farm Gate Value	Rank	County	Farm Gate Value	
9	Appling	\$11,832,724	105	Evans	\$1,339,601	115	Newton	\$943,438	
55	Atkinson	\$4,759,027	156	Fannin	\$18,278	135	Oconee	\$390,287	
134	Bacon	\$413,169	121	Fayette	\$798,315	52	Oglethorpe	\$4,864,680	
92	Baker	\$2,178,925	82	Floyd	\$2,689,656	127	Paulding	\$624,313	
67	Baldwin	\$3,908,472	153	Forsyth	\$30,000	125	Peach	\$640,197	
139	Banks	\$304,124	148	Franklin	\$142,514	111	Pickens	\$1,143,596	
149	Barrow	\$120,000	145	Fulton	\$220,827	47	Pierce	\$5,095,000	
103	Bartow	\$1,349,513	129	Gilmer	\$579,919	106	Pike	\$1,318,577	
35	Ben Hill	\$6,317,568	101	Glascok	\$1,711,241	84	Polk	\$2,623,074	
41	Berrien	\$5,877,105	22	Glynn	\$8,677,562	137	Pulaski	\$378,537	
118	Bibb	\$847,944	126	Gordon	\$631,789	76	Putnam	\$3,203,575	
51	Bleckley	\$4,928,164	54	Grady	\$4,765,490	72	Quitman	\$3,697,981	
25	Brantley	\$8,185,955	38	Greene	\$5,918,669	147	Rabun	\$187,500	
27	Brooks	\$8,055,303	141	Gwinnett	\$262,500	43	Randolph	\$5,635,955	
63	Bryan	\$4,031,000	114	Habersham	\$952,093	100	Richmond	\$1,836,313	
6	Bulloch	\$12,777,901	144	Hall	\$227,600	124	Rockdale	\$659,921	
5	Burke	\$14,740,064	12	Hancock	\$11,187,500	107	Schley	\$1,300,079	
99	Butts	\$1,851,967	75	Haralson	\$3,350,000	13	Screven	\$10,869,137	
108	Calhoun	\$1,256,705	80	Harris	\$2,868,009	113	Seminole	\$1,129,393	
69	Camden	\$3,836,736	128	Hart	\$620,000	117	Spalding	\$880,745	
87	Candler	\$2,500,650	78	Heard	\$3,000,000	132	Stephens	\$431,670	
61	Carroll	\$4,115,000	140	Henry	\$277,250	48	Stewart	\$5,076,814	
152	Catoosa	\$50,680	91	Houston	\$2,209,535	62	Sumter	\$4,051,695	
20	Charlton	\$9,035,136	29	Irwin	\$7,412,500	57	Talbot	\$4,428,631	
-	Chatham	\$0	131	Jackson	\$459,334	53	Taliaferro	\$4,861,809	
136	Chattahoochee	\$384,005	59	Jasper	\$4,291,674	45	Tattnall	\$5,478,047	
120	Chattooga	\$811,410	18	Jeff Davis	\$9,443,974	68	Taylor	\$3,900,000	
102	Cherokee	\$1,699,067	60	Jefferson	\$4,216,570	15	Telfair	\$10,293,750	
146	Clarke	\$187,500	71	Jenkins	\$3,750,000	81	Terrell	\$2,831,345	
88	Clay	\$2,473,273	7	Johnson	\$12,295,750	30	Thomas	\$7,044,346	
123	Clayton	\$710,000	44	Jones	\$5,616,524	74	Tift	\$3,408,358	
3	Clinch	\$19,845,555	116	Lamar	\$913,358	70	Toombs	\$3,754,305	
150	Cobb	\$96,250	66	Lanier	\$3,925,000	154	Towns	\$23,500	
23	Coffee	\$8,671,707	2	Laurens	\$20,014,176	50	Treutlen	\$4,933,486	
21	Colquitt	\$8,683,417	96	Lee	\$1,927,621	19	Troup	\$9,255,000	
40	Columbia	\$5,883,672	122	Liberty	\$776,250	89	Turner	\$2,390,000	
95	Cook	\$1,993,506	64	Lincoln	\$4,005,387	31	Twiggs	\$7,000,561	
97	Coweta	\$1,925,907	33	Long	\$6,398,680	-	Union	\$0	
83	Crawford	\$2,642,750	24	Lowndes	\$8,187,500	93	Upson	\$2,084,140	
79	Crisp	\$2,941,860	138	Lumpkin	\$316,680	130	Walker	\$553,105	
143	Dade	\$229,029	90	Macon	\$2,275,028	112	Walton	\$1,131,491	
151	Dawson	\$67,507	77	Madison	\$3,124,192	16	Ware	\$10,180,000	
14	Decatur	\$10,800,265	56	Marion	\$4,753,698	39	Warren	\$5,884,812	
-	DeKalb	\$0	73	McDuffie	\$3,659,295	11	Washington	\$11,401,955	
10	Dodge	\$11,417,638	46	McIntosh	\$5,306,285	1	Wayne	\$32,240,598	
86	Dooly	\$2,578,305	34	Meriwether	\$6,376,132	104	Webster	\$1,344,944	
98	Dougherty	\$1,918,192	119	Miller	\$821,700	28	Wheeler	\$7,893,949	
142	Douglas	\$242,271	58	Mitchell	\$4,319,119	133	White	\$430,000	
42	Early	\$5,666,942	49	Monroe	\$5,028,446	109	Whitfield	\$1,231,852	
17	Echols	\$10,020,000	110	Montgomery	\$1,225,114	26	Wilcox	\$8,182,211	
37	Effingham	\$6,226,031	65	Morgan	\$3,952,361	8	Wilkes	\$11,914,706	
85	Elbert	\$2,597,616	94	Murray	\$2,056,250	32	Wilkinson	\$6,432,730	
4	Emanuel	\$15,776,690	155	Muscogee	\$18,750	36	Worth	\$6,255,000	
								<b>GEORGIA</b>	<b>\$662,857,002</b>

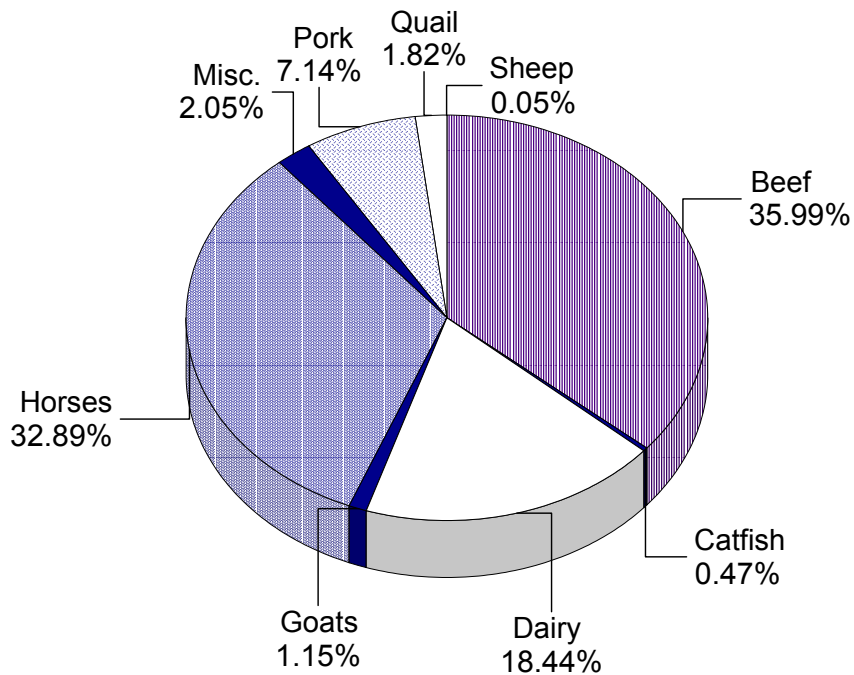
# 2006 Georgia Farm Gate Value

## -Livestock and Aquaculture-

\$ 1,266,366,700

### Livestock and Aquaculture

2006 Farm Gate Value



# Beef Cattle Finished Outside County

## Farm Gate Value 2006

Rank	County	No. Head	Prod./ Head	\$/ Lb	Farm Gate Value	Rank	County	No. Head	Prod./ Head	\$/ Lb	Farm Gate Value
-	Appling				\$0	-	Emanuel				\$0
-	Atkinson				\$0	-	Evans				\$0
3	Bacon	3,500	500	\$0.85	\$1,479,800	-	Fannin				\$0
-	Baker				\$0	32	Fayette	100	500	\$0.85	\$42,280
22	Baldwin	325	500	\$0.85	\$137,410	25	Floyd	260	500	\$0.85	\$109,928
20	Banks	350	500	\$0.85	\$147,980	-	Forsyth				\$0
-	Barrow				\$0	-	Franklin				\$0
7	Bartow	1,500	500	\$0.85	\$634,200	-	Fulton				\$0
-	Ben Hill				\$0	-	Gilmer				\$0
18	Berrien	400	500	\$0.85	\$169,120	-	Glascocock				\$0
-	Bibb				\$0	-	Glynn				\$0
10	Bleckley	800	500	\$0.85	\$338,240	19	Gordon	380	500	\$0.85	\$160,664
-	Brantley				\$0	-	Grady				\$0
-	Brooks				\$0	31	Greene	150	500	\$0.85	\$63,420
-	Bryan				\$0	-	Gwinnett				\$0
17	Bulloch	450	500	\$0.85	\$190,260	28	Habersham	225	500	\$0.85	\$95,130
32	Burke	100	500	\$0.85	\$42,280	12	Hall	750	500	\$0.85	\$317,100
24	Butts	295	500	\$0.85	\$124,726	8	Hancock	1,000	500	\$0.85	\$422,800
15	Calhoun	600	500	\$0.85	\$253,680	26	Haralson	250	500	\$0.85	\$105,700
-	Camden				\$0	27	Harris	200	600	\$0.85	\$101,472
-	Candler				\$0	21	Hart	335	500	\$0.85	\$141,638
3	Carroll	3,500	500	\$0.85	\$1,479,800	29	Heard	200	500	\$0.85	\$84,560
-	Catoosa				\$0	-	Henry				\$0
-	Charlton				\$0	13	Houston	725	500	\$0.85	\$306,530
-	Chatham				\$0	26	Irwin	250	500	\$0.85	\$105,700
-	Chattahoochee				\$0	23	Jackson	300	500	\$0.85	\$126,840
16	Chattooga	500	500	\$0.85	\$211,400	8	Jasper	1,000	500	\$0.85	\$422,800
-	Cherokee				\$0	-	Jeff Davis				\$0
16	Clarke	500	500	\$0.85	\$211,400	11	Jefferson	775	500	\$0.85	\$327,670
-	Clay				\$0	-	Jenkins				\$0
-	Clayton				\$0	-	Johnson				\$0
-	Clinch				\$0	37	Jones	25	500	\$0.85	\$10,570
-	Cobb				\$0	18	Lamar	400	500	\$0.85	\$169,120
-	Coffee				\$0	-	Lanier				\$0
-	Colquitt				\$0	-	Laurens				\$0
-	Columbia				\$0	-	Lee				\$0
35	Cook	50	500	\$0.85	\$21,140	-	Liberty				\$0
40	Coweta	15	500	\$0.85	\$6,342	-	Lincoln				\$0
-	Crawford				\$0	-	Long				\$0
17	Crisp	450	500	\$0.85	\$190,260	-	Lowndes				\$0
-	Dade				\$0	39	Lumpkin	20	500	\$0.85	\$8,456
31	Dawson	150	500	\$0.85	\$63,420	-	Macon				\$0
-	Decatur				\$0	14	Madison	700	500	\$0.85	\$295,960
-	DeKalb				\$0	23	Marion	300	500	\$0.85	\$126,840
29	Dodge	200	500	\$0.85	\$84,560	32	McDuffie	100	500	\$0.85	\$42,280
-	Dooly				\$0	-	McIntosh				\$0
-	Dougherty				\$0	5	Meriwether	2,100	500	\$0.85	\$887,880
-	Douglas				\$0	9	Miller	850	500	\$0.85	\$359,380
18	Early	400	500	\$0.85	\$169,120	6	Mitchell	2,000	500	\$0.85	\$845,600
-	Echols				\$0	-	Monroe				\$0
8	Effingham	1,000	500	\$0.85	\$422,800	38	Montgomery	22	500	\$0.85	\$9,302
-	Elbert				\$0	-	Morgan				\$0

# Beef Cattle Finished Outside County

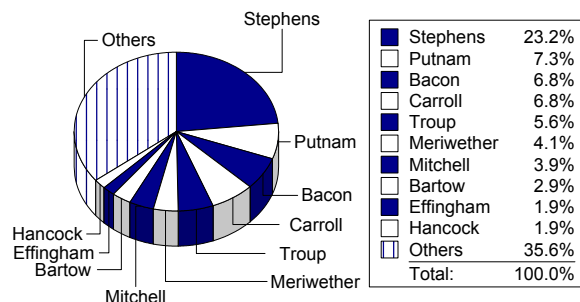
## Farm Gate Value 2006

Rank	County	No. Head	Prod./ Head	\$/ Lb	Farm Gate Value
36	Murray	45	500	\$0.85	\$19,026
-	Muscogee				\$0
8	Newton	1,000	500	\$0.85	\$422,800
34	Oconee	55	500	\$0.85	\$23,254
32	Oglethorpe	100	500	\$0.85	\$42,280
-	Paulding				\$0
23	Peach	300	500	\$0.85	\$126,840
35	Pickens	50	500	\$0.85	\$21,140
-	Pierce				\$0
23	Pike	300	500	\$0.85	\$126,840
29	Polk	200	500	\$0.85	\$84,560
-	Pulaski				\$0
2	Putnam	3,800	500	\$0.85	\$1,606,640
-	Quitman				\$0
-	Rabun				\$0
-	Randolph				\$0
-	Richmond				\$0
8	Rockdale	1,000	500	\$0.85	\$422,800
33	Schley	85	500	\$0.85	\$35,938
-	Screven				\$0
-	Seminole				\$0
-	Spalding				\$0
1	Stephens	12,000	500	\$0.85	\$5,073,600
-	Stewart				\$0
-	Sumter				\$0
-	Talbot				\$0
-	Taliaferro				\$0
29	Tattnall	200	500	\$0.85	\$84,560
-	Taylor				\$0
-	Telfair				\$0
-	Terrell				\$0
30	Thomas	185	500	\$0.85	\$78,218
37	Tift	25	500	\$0.85	\$10,570
-	Toombs				\$0
35	Towns	50	500	\$0.85	\$21,140
-	Treutlen				\$0
4	Troup	2,900	500	\$0.85	\$1,226,120
-	Turner				\$0
-	Twiggs				\$0
39	Union	20	500	\$0.85	\$8,456
-	Upson				\$0
-	Walker				\$0
29	Walton	200	500	\$0.85	\$84,560
-	Ware				\$0
16	Warren	500	500	\$0.85	\$211,400
-	Washington				\$0
-	Wayne				\$0
-	Webster				\$0
-	Wheeler				\$0
-	White				\$0
-	Whitfield				\$0
41	Wilcox	12	500	\$0.85	\$5,074

Rank	County	No. Head	Prod./ Head	\$/ Lb	Farm Gate Value
31	Wilkes	150	500	\$0.85	\$63,420
-	Wilkinson				\$0
40	Worth	15	500	\$0.85	\$6,342
<b>2006Totals</b>		<b>51,694</b>			<b>\$21,873,135</b>

**Percent of Livestock / Aquaculture 1.73%**

### Top Ten Counties For Beef Cattle Finished Outside Co



County	# Head	Prod./ Head	\$/ Lb	Farm Gate Value
Stephens	12,000	500	\$0.85	\$5,073,600
Putnam	3,800	500	\$0.85	\$1,606,640
Bacon	3,500	500	\$0.85	\$1,479,800
Carroll	3,500	500	\$0.85	\$1,479,800
Troup	2,900	500	\$0.85	\$1,226,120
Meriwether	2,100	500	\$0.85	\$887,880
Mitchell	2,000	500	\$0.85	\$845,600
Bartow	1,500	500	\$0.85	\$634,200
Effingham	1,000	500	\$0.85	\$422,800
Hancock	1,000	500	\$0.85	\$422,800

# Beef Cows

# Farm Gate Value 2006

Rank	County	No. Head	Prod./ Head	\$/ Lb	Farm Gate Value	Rank	County	No. Head	Prod./ Head	\$/ Lb	Farm Gate Value
46	Appling	4,600	373.5	\$1.12	\$1,920,836	15	Emanuel	10,000	373.5	\$1.12	\$4,175,730
48	Atkinson	4,400	373.5	\$1.12	\$1,837,321	51	Evans	4,000	373.5	\$1.15	\$1,718,100
77	Bacon	1,500	373.5	\$1.12	\$626,360	72	Fannin	1,900	373.5	\$1.12	\$793,389
40	Baker	5,500	373.5	\$1.12	\$2,296,652	62	Fayette	3,000	373.5	\$1.12	\$1,252,719
30	Baldwin	7,150	373.5	\$1.12	\$2,985,647	24	Floyd	8,250	373.5	\$1.12	\$3,444,977
27	Banks	7,900	373.5	\$1.12	\$3,298,827	76	Forsyth	1,600	373.5	\$1.12	\$668,117
36	Barrow	6,000	373.5	\$1.12	\$2,505,438	5	Franklin	15,000	373.5	\$1.12	\$6,263,595
5	Bartow	15,000	373.5	\$1.12	\$6,263,595	62	Fulton	3,000	373.5	\$1.12	\$1,252,719
63	Ben Hill	2,850	373.5	\$1.12	\$1,190,083	40	Gilmer	5,500	373.5	\$1.12	\$2,296,652
48	Berrien	4,400	373.5	\$1.12	\$1,837,321	57	Glascocock	3,500	373.5	\$1.12	\$1,461,506
83	Bibb	900	373.5	\$1.12	\$375,816	-	Glynn				\$0
46	Bleckley	4,600	373.5	\$1.12	\$1,920,836	8	Gordon	13,700	373.5	\$1.12	\$5,720,750
65	Brantley	2,700	373.5	\$1.12	\$1,127,447	35	Grady	6,200	373.5	\$1.12	\$2,588,953
10	Brooks	13,000	373.5	\$1.12	\$5,428,449	25	Greene	8,150	373.5	\$1.12	\$3,403,220
80	Bryan	1,100	373.5	\$1.12	\$459,330	57	Gwinnett	3,500	373.5	\$1.12	\$1,461,506
16	Bulloch	9,900	373.5	\$1.12	\$4,133,973	5	Habersham	15,000	373.5	\$1.12	\$6,263,595
20	Burke	9,300	373.5	\$1.12	\$3,883,429	19	Hall	9,500	373.5	\$1.12	\$3,966,944
73	Butts	1,800	373.5	\$1.12	\$751,631	77	Hancock	1,500	373.5	\$1.12	\$626,360
61	Calhoun	3,150	373.5	\$1.12	\$1,315,355	33	Haralson	6,500	373.5	\$1.12	\$2,714,225
88	Camden	225	373.5	\$1.12	\$93,954	71	Harris	2,000	373.5	\$1.12	\$835,146
36	Candler	6,000	373.5	\$1.12	\$2,505,438	9	Hart	13,400	373.5	\$1.12	\$5,595,478
1	Carroll	21,000	373.5	\$1.12	\$8,769,033	56	Heard	3,700	373.5	\$1.12	\$1,545,020
62	Catoosa	3,000	373.5	\$1.12	\$1,252,719	29	Henry	7,343	373.5	\$1.12	\$3,066,239
77	Charlton	1,500	373.5	\$1.12	\$626,360	52	Houston	4,000	373.5	\$1.12	\$1,670,292
86	Chatham	500	373.5	\$1.12	\$208,787	13	Irwin	11,000	373.5	\$1.12	\$4,593,303
91	Chattahoochee	50	373.5	\$1.12	\$20,879	4	Jackson	16,000	373.5	\$1.12	\$6,681,168
20	Chattooga	9,300	373.5	\$1.12	\$3,883,429	26	Jasper	8,000	373.5	\$1.12	\$3,340,584
62	Cherokee	3,000	373.5	\$1.12	\$1,252,719	33	Jeff Davis	6,500	373.5	\$1.12	\$2,714,225
71	Clarke	2,000	373.5	\$1.12	\$835,146	43	Jefferson	5,075	373.5	\$1.12	\$2,119,183
36	Clay	6,000	373.5	\$1.12	\$2,505,438	55	Jenkins	3,750	373.5	\$1.12	\$1,565,899
89	Clayton	200	373.5	\$1.12	\$83,515	41	Johnson	5,400	373.5	\$1.12	\$2,254,894
83	Clinch	900	373.5	\$1.12	\$375,816	40	Jones	5,500	373.5	\$1.12	\$2,296,652
-	Cobb				\$0	67	Lamar	2,400	373.5	\$1.12	\$1,002,175
17	Coffee	9,750	373.5	\$1.12	\$4,071,337	52	Lanier	4,000	373.5	\$1.12	\$1,670,292
6	Colquitt	14,465	373.5	\$1.12	\$6,040,193	36	Laurens	6,000	373.5	\$1.12	\$2,505,438
75	Columbia	1,700	373.5	\$1.12	\$709,874	62	Lee	3,000	373.5	\$1.12	\$1,252,719
37	Cook	5,900	373.5	\$1.12	\$2,463,681	83	Liberty	900	373.5	\$1.12	\$375,816
44	Coweta	5,000	373.5	\$1.12	\$2,087,865	52	Lincoln	4,000	373.5	\$1.12	\$1,670,292
77	Crawford	1,500	373.5	\$1.12	\$626,360	74	Long	1,750	373.5	\$1.12	\$730,753
53	Crisp	3,900	373.5	\$1.12	\$1,628,535	62	Lowndes	3,000	373.5	\$1.12	\$1,252,719
54	Dade	3,800	373.5	\$1.12	\$1,586,777	59	Lumpkin	3,300	373.5	\$1.12	\$1,377,991
56	Dawson	3,700	373.5	\$1.12	\$1,545,020	57	Macon	3,500	373.5	\$1.12	\$1,461,506
32	Decatur	6,805	373.5	\$1.12	\$2,841,584	4	Madison	16,000	373.5	\$1.12	\$6,681,168
-	DeKalb				\$0	53	Marion	3,900	373.5	\$1.12	\$1,628,535
15	Dodge	10,000	373.5	\$1.12	\$4,175,730	46	McDuffie	4,600	373.5	\$1.12	\$1,920,836
71	Dooly	2,000	373.5	\$1.12	\$835,146	-	McIntosh				\$0
68	Dougherty	2,300	373.5	\$1.12	\$960,418	21	Meriwether	9,200	373.5	\$1.12	\$3,841,672
79	Douglas	1,200	373.5	\$1.12	\$501,088	23	Miller	8,500	373.5	\$1.12	\$3,549,371
5	Early	15,000	373.5	\$1.12	\$6,263,595	12	Mitchell	11,500	373.5	\$1.12	\$4,802,090
77	Echols	1,500	373.5	\$1.12	\$626,360	54	Monroe	3,800	373.5	\$1.12	\$1,586,777
60	Effingham	3,200	373.5	\$1.12	\$1,336,234	66	Montgomery	2,500	373.5	\$1.12	\$1,043,933
35	Elbert	6,200	373.5	\$1.12	\$2,588,953	3	Morgan	18,000	373.5	\$1.12	\$7,516,314

# Beef Cows

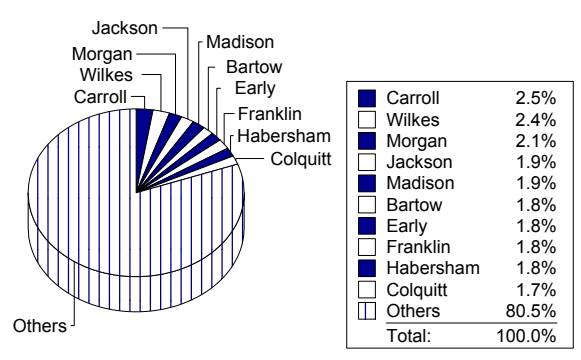
# Farm Gate Value 2006

Rank	County	No. Head	Prod./ Head	\$/ Lb	Farm Gate Value
68	Murray	2,300	373.5	\$1.12	\$960,418
90	Muscogee	100	373.5	\$1.12	\$41,757
26	Newton	8,000	373.5	\$1.12	\$3,340,584
14	Oconee	10,250	373.5	\$1.12	\$4,280,123
22	Oglethorpe	9,000	373.5	\$1.12	\$3,758,157
62	Paulding	3,000	373.5	\$1.12	\$1,252,719
78	Peach	1,250	373.5	\$1.12	\$521,966
58	Pickens	3,330	373.5	\$1.12	\$1,390,518
87	Pierce	3,100	373.5	\$0.11	\$129,448
50	Pike	4,200	373.5	\$1.12	\$1,753,807
50	Polk	4,200	373.5	\$1.12	\$1,753,807
85	Pulaski	700	373.5	\$1.12	\$292,301
31	Putnam	7,000	373.5	\$1.12	\$2,923,011
77	Quitman	1,500	373.5	\$1.12	\$626,360
69	Rabun	2,200	373.5	\$1.12	\$918,661
70	Randolph	2,040	373.5	\$1.12	\$851,849
64	Richmond	2,800	373.5	\$1.12	\$1,169,204
-	Rockdale				\$0
84	Schley	750	373.5	\$1.12	\$313,180
36	Screven	6,000	373.5	\$1.12	\$2,505,438
54	Seminole	3,800	373.5	\$1.12	\$1,586,777
73	Spalding	1,800	373.5	\$1.12	\$751,631
33	Stephens	6,500	373.5	\$1.12	\$2,714,225
81	Stewart	1,000	373.5	\$1.12	\$417,573
64	Sumter	2,800	373.5	\$1.12	\$1,169,204
36	Talbot	6,000	373.5	\$1.12	\$2,505,438
-	Taliaferro				\$0
15	Tattnall	10,000	373.5	\$1.12	\$4,175,730
31	Taylor	7,000	373.5	\$1.12	\$2,923,011
33	Telfair	6,500	373.5	\$1.12	\$2,714,225
60	Terrell	3,200	373.5	\$1.12	\$1,336,234
7	Thomas	14,270	373.5	\$1.12	\$5,958,767
23	Tift	8,500	373.5	\$1.12	\$3,549,371
49	Toombs	4,280	373.5	\$1.12	\$1,787,212
44	Towns	5,000	373.5	\$1.12	\$2,087,865
69	Treutlen	2,200	373.5	\$1.12	\$918,661
28	Troup	7,500	373.5	\$1.12	\$3,131,798
22	Turner	9,000	373.5	\$1.12	\$3,758,157
59	Twiggs	3,300	373.5	\$1.12	\$1,377,991
57	Union	3,500	373.5	\$1.12	\$1,461,506
45	Upson	4,700	373.5	\$1.12	\$1,962,593
18	Walker	9,700	373.5	\$1.12	\$4,050,458
34	Walton	6,300	373.5	\$1.12	\$2,630,710
82	Ware	975	373.5	\$1.12	\$407,134
31	Warren	7,000	373.5	\$1.12	\$2,923,011
52	Washington	4,000	373.5	\$1.12	\$1,670,292
38	Wayne	5,000	435.8	\$1.12	\$2,435,843
62	Webster	3,000	373.5	\$1.12	\$1,252,719
39	Wheeler	4,550	463.5	\$1.12	\$2,357,778
42	White	5,200	373.5	\$1.12	\$2,171,380
28	Whitfield	7,500	373.5	\$1.12	\$3,131,798
47	Wilcox	4,500	373.5	\$1.12	\$1,879,079

Rank	County	No. Head	Prod./ Head	\$/ Lb	Farm Gate Value
2	Wilkes	20,500	373.5	\$1.12	\$8,560,247
81	Wilkinson	1,000	373.5	\$1.12	\$417,573
11	Worth	12,500	373.5	\$1.12	\$5,219,663
<b>2006Totals</b>		<b>852,958</b>			<b>\$355,860,809</b>

**Percent of Livestock / Aquaculture 28.10%**

## Top Ten Counties For Beef Cows



County	# Head	Prod./ Head	\$/ Lb	Farm Gate Value
Carroll	21,000	373.5	\$1.12	\$8,769,033
Wilkes	20,500	373.5	\$1.12	\$8,560,247
Morgan	18,000	373.5	\$1.12	\$7,516,314
Jackson	16,000	373.5	\$1.12	\$6,681,168
Madison	16,000	373.5	\$1.12	\$6,681,168
Bartow	15,000	373.5	\$1.12	\$6,263,595
Early	15,000	373.5	\$1.12	\$6,263,595
Franklin	15,000	373.5	\$1.12	\$6,263,595
Habersham	15,000	373.5	\$1.12	\$6,263,595
Colquitt	14,465	373.5	\$1.12	\$6,040,193

# Beef Stockers

# Farm Gate Value 2006

Rank	County	No. Head	Prod./ Head	\$/ Lb	Farm Gate Value	Rank	County	No. Head	Prod./ Head	\$/ Lb	Farm Gate Value
56	Appling	250	300	\$0.96	\$71,813	-	Emanuel				\$0
25	Atkinson	2,400	300	\$0.96	\$689,400	37	Evans	1,000	300	\$0.96	\$287,250
-	Bacon				\$0	33	Fannin	1,600	300	\$0.96	\$459,600
28	Baker	2,000	300	\$0.96	\$574,500	22	Fayette	2,800	300	\$0.96	\$804,300
30	Baldwin	1,850	300	\$0.96	\$531,413	18	Floyd	3,275	300	\$0.96	\$940,744
12	Banks	4,500	300	\$0.96	\$1,292,625	48	Forsyth	500	300	\$0.96	\$143,625
52	Barrow	300	300	\$0.96	\$86,175	37	Franklin	1,000	300	\$0.96	\$287,250
3	Bartow	8,500	300	\$0.96	\$2,441,625	37	Fulton	1,000	300	\$0.96	\$287,250
23	Ben Hill	2,500	300	\$0.96	\$718,125	54	Gilmer	270	300	\$0.96	\$77,558
10	Berrien	5,600	300	\$0.96	\$1,608,600	28	Glascocock	2,000	300	\$0.96	\$574,500
-	Bibb				\$0	-	Glynn				\$0
37	Bleckley	1,000	300	\$0.96	\$287,250	13	Gordon	4,200	300	\$0.96	\$1,206,450
-	Brantley				\$0	12	Grady	4,500	300	\$0.96	\$1,292,625
-	Brooks				\$0	51	Greene	400	300	\$0.96	\$114,900
-	Bryan				\$0	48	Gwinnett	500	300	\$0.96	\$143,625
44	Bulloch	700	300	\$0.96	\$201,075	44	Habersham	700	300	\$0.96	\$201,075
23	Burke	2,500	300	\$0.96	\$718,125	11	Hall	5,000	300	\$0.96	\$1,436,250
48	Butts	500	300	\$0.96	\$143,625	48	Hancock	500	300	\$0.96	\$143,625
19	Calhoun	3,200	300	\$0.96	\$919,200	41	Haralson	800	300	\$0.96	\$229,800
-	Camden				\$0	55	Harris	200	400	\$0.96	\$76,600
20	Candler	3,000	300	\$0.96	\$861,750	7	Hart	6,700	300	\$0.96	\$1,924,575
11	Carroll	5,000	300	\$0.96	\$1,436,250	34	Heard	1,500	300	\$0.96	\$430,875
-	Catoosa				\$0	45	Henry	675	300	\$0.96	\$193,894
62	Charlton	50	300	\$0.96	\$14,363	31	Houston	1,750	300	\$0.96	\$502,688
-	Chatham				\$0	11	Irwin	5,000	300	\$0.96	\$1,436,250
-	Chattahoochee				\$0	1	Jackson	14,000	300	\$0.96	\$4,021,500
20	Chattooga	3,000	300	\$0.96	\$861,750	28	Jasper	2,000	300	\$0.96	\$574,500
-	Cherokee				\$0	-	Jeff Davis				\$0
34	Clarke	1,500	300	\$0.96	\$430,875	38	Jefferson	875	300	\$0.96	\$251,344
43	Clay	750	300	\$0.96	\$215,438	30	Jenkins	1,850	300	\$0.96	\$531,413
52	Clayton	300	300	\$0.96	\$86,175	13	Johnson	4,200	300	\$0.96	\$1,206,450
57	Clinch	200	300	\$0.96	\$57,450	56	Jones	250	300	\$0.96	\$71,813
-	Cobb				\$0	16	Lamar	3,600	300	\$0.96	\$1,034,100
48	Coffee	500	300	\$0.96	\$143,625	37	Lanier	1,000	300	\$0.96	\$287,250
-	Colquitt				\$0	9	Laurens	6,000	300	\$0.96	\$1,723,500
-	Columbia				\$0	11	Lee	5,000	300	\$0.96	\$1,436,250
-	Cook				\$0	53	Liberty	275	300	\$0.96	\$78,994
43	Coweta	750	300	\$0.96	\$215,438	-	Lincoln				\$0
41	Crawford	800	300	\$0.96	\$229,800	44	Long	700	300	\$0.96	\$201,075
35	Crisp	1,200	300	\$0.96	\$344,700	23	Lowndes	2,500	300	\$0.96	\$718,125
48	Dade	500	300	\$0.96	\$143,625	57	Lumpkin	200	300	\$0.96	\$57,450
-	Dawson				\$0	-	Macon				\$0
29	Decatur	2,500	225	\$0.96	\$538,594	34	Madison	1,500	300	\$0.96	\$430,875
-	DeKalb				\$0	46	Marion	650	300	\$0.96	\$186,713
20	Dodge	3,000	300	\$0.96	\$861,750	43	McDuffie	750	300	\$0.96	\$215,438
41	Dooly	800	300	\$0.96	\$229,800	-	McIntosh				\$0
28	Dougherty	2,000	300	\$0.96	\$574,500	20	Meriwether	3,000	300	\$0.96	\$861,750
-	Douglas				\$0	14	Miller	4,000	300	\$0.96	\$1,149,000
25	Early	2,400	300	\$0.96	\$689,400	6	Mitchell	7,000	300	\$0.96	\$2,010,750
-	Echols				\$0	16	Monroe	3,600	300	\$0.96	\$1,034,100
51	Effingham	400	300	\$0.96	\$114,900	25	Montgomery	2,400	300	\$0.96	\$689,400
41	Elbert	800	300	\$0.96	\$229,800	40	Morgan	850	300	\$0.96	\$244,163

# Beef Stockers

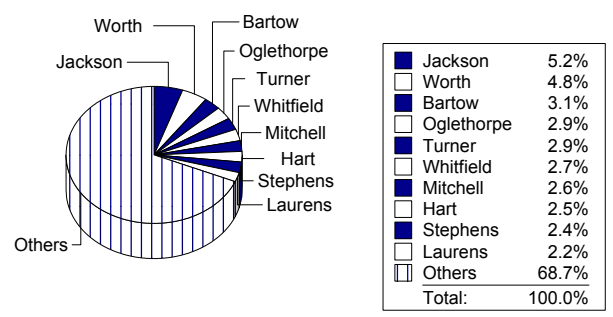
# Farm Gate Value 2006

Rank	County	No. Head	Prod./ Head	\$/ Lb	Farm Gate Value
-	Murray				\$0
-	Muscogee				\$0
37	Newton	1,000	300	\$0.96	\$287,250
57	Oconee	200	300	\$0.96	\$57,450
4	Oglethorpe	8,000	300	\$0.96	\$2,298,000
-	Paulding				\$0
56	Peach	250	300	\$0.96	\$71,813
59	Pickens	150	300	\$0.96	\$43,088
-	Pierce				\$0
17	Pike	3,300	300	\$0.96	\$947,925
21	Polk	2,900	300	\$0.96	\$833,025
47	Pulaski	600	300	\$0.96	\$172,350
34	Putnam	1,500	300	\$0.96	\$430,875
49	Quitman	450	300	\$0.96	\$129,263
-	Rabun				\$0
39	Randolph	873	300	\$0.96	\$250,769
41	Richmond	800	300	\$0.96	\$229,800
-	Rockdale				\$0
61	Schley	65	300	\$0.96	\$18,671
20	Screven	3,000	300	\$0.96	\$861,750
11	Seminole	5,000	300	\$0.96	\$1,436,250
-	Spalding				\$0
8	Stephens	6,500	300	\$0.96	\$1,867,125
23	Stewart	2,500	300	\$0.96	\$718,125
26	Sumter	2,300	300	\$0.96	\$660,675
-	Talbot				\$0
-	Taliaferro				\$0
43	Tattnall	750	300	\$0.96	\$215,438
59	Taylor	150	300	\$0.96	\$43,088
37	Telfair	1,000	300	\$0.96	\$287,250
42	Terrell	795	300	\$0.96	\$228,364
15	Thomas	3,870	300	\$0.96	\$1,111,658
34	Tift	1,500	300	\$0.96	\$430,875
-	Toombs				\$0
-	Towns				\$0
32	Treutlen	1,700	300	\$0.96	\$488,325
44	Troup	700	300	\$0.96	\$201,075
4	Turner	8,000	300	\$0.96	\$2,298,000
-	Twiggs				\$0
-	Union				\$0
24	Upson	2,460	300	\$0.96	\$706,635
36	Walker	1,100	300	\$0.96	\$315,975
46	Walton	650	300	\$0.96	\$186,713
-	Ware				\$0
27	Warren	2,200	300	\$0.96	\$631,950
37	Washington	1,000	300	\$0.96	\$287,250
56	Wayne	250	300	\$0.96	\$71,813
12	Webster	4,500	300	\$0.96	\$1,292,625
21	Wheeler	2,900	300	\$0.96	\$833,025
58	White	185	300	\$0.96	\$53,141
5	Whitfield	7,200	300	\$0.96	\$2,068,200
41	Wilcox	800	300	\$0.96	\$229,800

Rank	County	No. Head	Prod./ Head	\$/ Lb	Farm Gate Value
60	Wilkes	100	300	\$0.96	\$28,725
50	Wilkinson	410	300	\$0.96	\$117,773
2	Worth	13,100	300	\$0.96	\$3,762,975
<b>2006Totals</b>		<b>272,028</b>			<b>\$77,979,662</b>

**Percent of Livestock / Aquaculture 6.16%**

## Top Ten Counties For Beef Stockers



County	# Head	Prod./ Head	\$/ Lb	Farm Gate Value
Jackson	14,000	300	\$0.96	\$4,021,500
Worth	13,100	300	\$0.96	\$3,762,975
Bartow	8,500	300	\$0.96	\$2,441,625
Oglethorpe	8,000	300	\$0.96	\$2,298,000
Turner	8,000	300	\$0.96	\$2,298,000
Whitfield	7,200	300	\$0.96	\$2,068,200
Mitchell	7,000	300	\$0.96	\$2,010,750
Hart	6,700	300	\$0.96	\$1,924,575
Stephens	6,500	300	\$0.96	\$1,867,125
Laurens	6,000	300	\$0.96	\$1,723,500

# Catfish

# Farm Gate Value 2006

Rank	County	Pond Acres	Lbs/ Acre	\$/ Lb	Farm Gate Value	Rank	County	Pond Acres	Lbs/ Acre	\$/ Lb	Farm Gate Value
-	Appling				\$0	-	Emanuel				\$0
43	Atkinson	2	1,000	\$1.07	\$2,140	-	Evans				\$0
-	Bacon				\$0	-	Fannin				\$0
5	Baker	100	3,000	\$1.07	\$321,000	8	Fayette	58	1,500	\$1.07	\$93,090
37	Baldwin	6	1,427	\$1.07	\$9,161	3	Floyd	100	4,300	\$1.07	\$460,100
-	Banks				\$0	-	Forsyth				\$0
-	Barrow				\$0	-	Franklin				\$0
-	Bartow				\$0	16	Fulton	22	2,150	\$1.07	\$50,611
-	Ben Hill				\$0	-	Gilmer				\$0
-	Berrien				\$0	-	Glascock				\$0
-	Bibb				\$0	-	Glynn				\$0
-	Bleckley				\$0	-	Gordon				\$0
-	Brantley				\$0	-	Grady				\$0
-	Brooks				\$0	-	Greene				\$0
-	Bryan				\$0	-	Gwinnett				\$0
29	Bulloch	15	1,000	\$1.07	\$16,050	-	Habersham				\$0
35	Burke	10	1,000	\$1.07	\$10,700	-	Hall				\$0
13	Butts	50	1,316	\$1.07	\$70,406	4	Hancock	329	1,000	\$1.07	\$352,030
-	Calhoun				\$0	-	Haralson				\$0
-	Camden				\$0	20	Harris	15	2,000	\$1.07	\$32,100
-	Candler				\$0	-	Hart				\$0
39	Carroll	5	1,427	\$1.07	\$7,634	-	Heard				\$0
-	Catoosa				\$0	-	Henry				\$0
-	Charlton				\$0	-	Houston				\$0
-	Chatham				\$0	14	Irwin	50	1,300	\$1.07	\$69,550
-	Chattahoochee				\$0	11	Jackson	35	2,200	\$1.07	\$82,390
-	Chattooga				\$0	9	Jasper	60	1,427	\$1.07	\$91,613
-	Cherokee				\$0	10	Jeff Davis	58	1,427	\$1.07	\$88,560
-	Clarke				\$0	1	Jefferson	546	3,210	\$1.07	\$1,875,346
-	Clay				\$0	18	Jenkins	20	2,000	\$1.07	\$42,800
-	Clayton				\$0	26	Johnson	17	1,176	\$1.07	\$21,391
-	Clinch				\$0	45	Jones	3	200	\$1.07	\$642
-	Cobb				\$0	30	Lamar	10	1,427	\$1.07	\$15,269
23	Coffee	24	1,000	\$1.07	\$25,680	12	Lanier	150	500	\$1.07	\$80,250
-	Colquitt				\$0	-	Laurens				\$0
-	Columbia				\$0	-	Lee				\$0
-	Cook				\$0	-	Liberty				\$0
30	Coweta	10	1,427	\$1.07	\$15,269	-	Lincoln				\$0
-	Crawford				\$0	42	Long	3	1,427	\$1.07	\$4,581
-	Crisp				\$0	-	Lowndes				\$0
-	Dade				\$0	-	Lumpkin				\$0
-	Dawson				\$0	-	Macon				\$0
7	Decatur	13	10,000	\$1.07	\$139,100	36	Madison	7	1,400	\$1.07	\$10,486
-	DeKalb				\$0	43	Marion	2	1,000	\$1.07	\$2,140
-	Dodge				\$0	-	McDuffie				\$0
-	Dooly				\$0	-	McIntosh				\$0
6	Dougherty	75	2,200	\$1.07	\$176,550	5	Meriwether	200	1,500	\$1.07	\$321,000
-	Douglas				\$0	-	Miller				\$0
-	Early				\$0	-	Mitchell				\$0
-	Echols				\$0	27	Monroe	15	1,300	\$1.07	\$20,865
38	Effingham	5	1,500	\$1.07	\$8,025	-	Montgomery				\$0
41	Elbert	10	500	\$1.07	\$5,350	-	Morgan				\$0

# Catfish

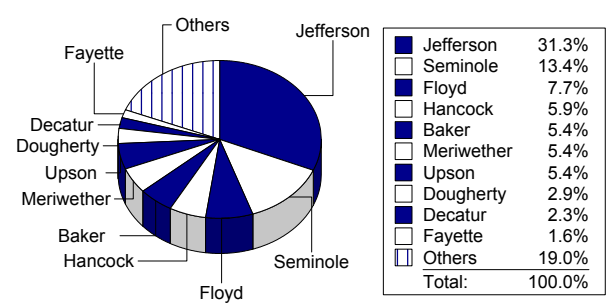
# Farm Gate Value 2006

Rank	County	Pond Acres	Lbs/ Acre	\$/ Lb	Farm Gate Value
-	Murray				\$0
-	Muscogee				\$0
-	Newton				\$0
17	Oconee	35	1,325	\$1.07	\$49,621
-	Oglethorpe				\$0
31	Paulding	7	2,000	\$1.07	\$14,980
-	Peach				\$0
-	Pickens				\$0
-	Pierce				\$0
19	Pike	25	1,427	\$1.07	\$38,172
-	Polk				\$0
-	Pulaski				\$0
-	Putnam				\$0
-	Quitman				\$0
-	Rabun				\$0
-	Randolph				\$0
-	Richmond				\$0
-	Rockdale				\$0
-	Schley				\$0
32	Screven	8	1,427	\$1.07	\$12,215
2	Seminole	375	2,000	\$1.07	\$802,500
-	Spalding				\$0
-	Stephens				\$0
29	Stewart	10	1,500	\$1.07	\$16,050
-	Sumter				\$0
15	Talbot	50	1,000	\$1.07	\$53,500
-	Taliaferro				\$0
-	Tattnall				\$0
-	Taylor				\$0
-	Telfair				\$0
44	Terrell	8	200	\$1.07	\$1,712
24	Thomas	12	1,850	\$1.07	\$23,754
-	Tift				\$0
29	Toombs	5	3,000	\$1.07	\$16,050
-	Towns				\$0
-	Treutlen				\$0
28	Troup	10	1,600	\$1.07	\$17,120
-	Turner				\$0
-	Twiggs				\$0
-	Union				\$0
5	Upson	200	1,500	\$1.07	\$321,000
-	Walker				\$0
-	Walton				\$0
-	Ware				\$0
-	Warren				\$0
22	Washington	20	1,300	\$1.07	\$27,820
25	Wayne	8	2,500	\$1.07	\$21,400
-	Webster				\$0
33	Wheeler	27	300	\$1.50	\$12,150
-	White				\$0
21	Whitfield	20	1,432	\$1.07	\$30,645
-	Wilcox				\$0

Rank	County	Pond Acres	Lbs/ Acre	\$/ Lb	Farm Gate Value
-	Wilkes				\$0
40	Wilkinson	5	1,300	\$1.07	\$6,955
34	Worth	8	1,300	\$1.07	\$11,128
<b>2006Totals</b>		<b>2,858</b>			<b>\$5,998,652</b>

**Percent of Livestock / Aquaculture 0.47%**

## Top Ten Counties For Catfish



County	Pond Acres	Lbs/ Pond Acre	\$/ Lb	Farm Gate Value
Jefferson	546	3,210	\$1.07	\$1,875,346
Seminole	375	2,000	\$1.07	\$802,500
Floyd	100	4,300	\$1.07	\$460,100
Hancock	329	1,000	\$1.07	\$352,030
Baker	100	3,000	\$1.07	\$321,000
Meriwether	200	1,500	\$1.07	\$321,000
Upson	200	1,500	\$1.07	\$321,000
Dougherty	75	2,200	\$1.07	\$176,550
Decatur	13	10,000	\$1.07	\$139,100
Fayette	58	1,500	\$1.07	\$93,090

# Dairy

# Farm Gate Value 2006

Rank	County	No. Head	Prod./ Head	\$/ lb.	Farm Gate Value	Rank	County	No. Head	Prod./ Head	\$/ lb.	Farm Gate Value
6	Appling	4,050	18,000	\$0.17	\$12,320,100	-	Emanuel				\$0
-	Atkinson				\$0	-	Evans				\$0
15	Bacon	1,200	18,353	\$0.17	\$3,721,988	-	Fannin				\$0
-	Baker				\$0	-	Fayette				\$0
-	Baldwin				\$0	-	Floyd				\$0
-	Banks				\$0	-	Forsyth				\$0
-	Barrow				\$0	-	Franklin				\$0
59	Bartow	130	18,353	\$0.15	\$350,487	-	Fulton				\$0
-	Ben Hill				\$0	25	Gilmer	800	18,353	\$0.15	\$2,156,845
40	Berrien	600	11,000	\$0.17	\$1,115,400	-	Glascocock				\$0
52	Bibb	200	18,353	\$0.16	\$571,879	-	Glynn				\$0
-	Bleckley				\$0	-	Gordon				\$0
-	Brantley				\$0	20	Grady	1,020	17,000	\$0.17	\$2,930,460
2	Brooks	7,000	16,500	\$0.17	\$19,519,500	9	Greene	2,700	16,500	\$0.16	\$6,940,890
-	Bryan				\$0	-	Gwinnett				\$0
-	Bulloch				\$0	-	Habersham				\$0
7	Burke	3,400	18,353	\$0.17	\$10,545,634	37	Hall	500	18,500	\$0.15	\$1,358,825
-	Butts				\$0	-	Hancock				\$0
-	Calhoun				\$0	-	Haralson				\$0
-	Camden				\$0	-	Harris				\$0
58	Candler	125	17,231	\$0.17	\$364,005	21	Hart	930	19,353	\$0.15	\$2,643,949
53	Carroll	200	18,353	\$0.15	\$539,211	-	Heard				\$0
-	Catoosa				\$0	-	Henry				\$0
-	Charlton				\$0	26	Houston	800	17,000	\$0.16	\$2,118,880
-	Chatham				\$0	-	Irwin				\$0
-	Chattahoochee				\$0	-	Jackson				\$0
67	Chattooga	85	15,000	\$0.15	\$187,298	50	Jasper	250	16,000	\$0.16	\$623,200
60	Cherokee	100	23,725	\$0.15	\$348,520	-	Jeff Davis				\$0
51	Clarke	400	10,000	\$0.15	\$587,600	16	Jefferson	1,105	19,689	\$0.16	\$3,389,639
-	Clay				\$0	11	Jenkins	2,100	16,000	\$0.17	\$5,678,400
-	Clayton				\$0	-	Johnson				\$0
-	Clinch				\$0	43	Jones	300	21,000	\$0.16	\$981,540
-	Cobb				\$0	29	Lamar	700	17,500	\$0.16	\$1,908,550
-	Coffee				\$0	-	Lanier				\$0
36	Colquitt	470	15,946	\$0.18	\$1,373,014	23	Laurens	600	23,000	\$0.17	\$2,332,200
-	Columbia				\$0	10	Lee	2,000	17,028	\$0.17	\$5,755,464
65	Cook	90	17,000	\$0.17	\$258,570	-	Liberty				\$0
43	Coweta	350	18,000	\$0.16	\$981,540	-	Lincoln				\$0
-	Crawford				\$0	-	Long				\$0
-	Crisp				\$0	-	Lowndes				\$0
-	Dade				\$0	54	Lumpkin	200	17,500	\$0.15	\$514,150
-	Dawson				\$0	1	Macon	9,000	18,500	\$0.17	\$28,138,500
30	Decatur	700	16,000	\$0.17	\$1,892,800	34	Madison	525	18,500	\$0.15	\$1,426,766
-	DeKalb				\$0	-	Marion				\$0
-	Dodge				\$0	19	McDuffie	880	21,500	\$0.16	\$2,947,736
-	Dooly				\$0	-	McIntosh				\$0
-	Dougherty				\$0	44	Meriwether	350	19,000	\$0.15	\$976,885
-	Douglas				\$0	-	Miller				\$0
-	Early				\$0	5	Mitchell	3,800	20,500	\$0.17	\$13,165,100
-	Echols				\$0	24	Monroe	850	17,300	\$0.16	\$2,291,039
-	Effingham				\$0	-	Montgomery				\$0
47	Elbert	300	16,500	\$0.15	\$727,155	4	Morgan	5,900	18,500	\$0.16	\$17,005,570

# Dairy

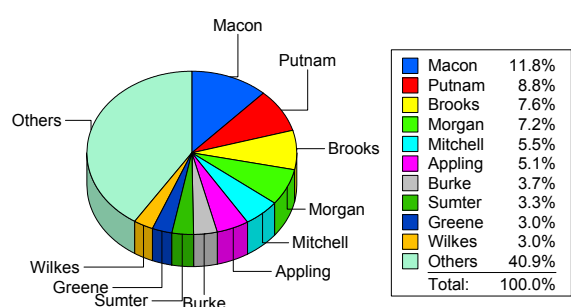
# Farm Gate Value 2006

Rank	County	No. Head	Prod./ Head	\$/ lb.	Farm Gate Value
49	Murray	275	17,400	\$0.15	\$702,917
-	Muscogee				\$0
66	Newton	75	17,231	\$0.15	\$189,843
46	Oconee	320	18,500	\$0.15	\$869,648
22	Oglethorpe	1,000	16,875	\$0.15	\$2,478,938
68	Paulding	45	17,000	\$0.15	\$112,379
17	Peach	1,050	18,250	\$0.17	\$3,238,463
-	Pickens				\$0
14	Pierce	1,200	19,500	\$0.17	\$3,954,600
55	Pike	170	18,353	\$0.16	\$486,098
63	Polk	175	12,000	\$0.15	\$308,490
-	Pulaski				\$0
3	Putnam	6,400	18,000	\$0.17	\$19,468,800
-	Quitman				\$0
-	Rabun				\$0
38	Randolph	330	22,000	\$0.17	\$1,226,940
56	Richmond	175	17,500	\$0.16	\$477,138
-	Rockdale				\$0
-	Schley				\$0
62	Screven	100	18,353	\$0.17	\$310,166
61	Seminole	98	20,000	\$0.17	\$331,240
45	Spalding	350	18,000	\$0.15	\$925,470
-	Stephens				\$0
-	Stewart				\$0
8	Sumter	2,400	25,213	\$0.17	\$10,226,393
-	Talbot				\$0
-	Taliaferro				\$0
-	Tattnell				\$0
-	Taylor				\$0
-	Telfair				\$0
-	Terrell				\$0
33	Thomas	587	17,000	\$0.17	\$1,686,451
42	Tift	350	17,500	\$0.17	\$1,035,125
-	Toombs				\$0
-	Towns				\$0
-	Treutlen				\$0
35	Troup	450	21,000	\$0.15	\$1,388,205
-	Turner				\$0
-	Twiggs				\$0
64	Union	200	9,150	\$0.15	\$268,827
39	Upson	440	17,231	\$0.16	\$1,181,220
32	Walker	630	18,353	\$0.15	\$1,698,515
-	Walton				\$0
18	Ware	865	22,050	\$0.17	\$3,223,379
13	Warren	1,450	20,000	\$0.16	\$4,518,200
31	Washington	700	17,000	\$0.16	\$1,854,020
41	Wayne	350	18,000	\$0.17	\$1,064,700
-	Webster				\$0
-	Wheeler				\$0
48	White	300	16,000	\$0.15	\$705,120
57	Whitfield	180	16,500	\$0.15	\$436,293
27	Wilcox	700	17,000	\$0.17	\$2,011,100

Rank	County	No. Head	Prod./ Head	\$/ lb.	Farm Gate Value
12	Wilkes	1,800	17,294	\$0.15	\$4,572,879
-	Wilkinson				\$0
28	Worth	625	18,353	\$0.17	\$1,938,536
<b>2006Totals</b>		<b>78,500</b>			<b>\$233,579,378</b>

**Percent of Livestock / Aquaculture 18.44%**

## Top Ten Counties For Dairy



County	# Head	Prod./ Head	\$/ lb	Farm Gate Value
Macon	9,000	18,500	\$0.17	\$28,138,500
Brooks	7,000	16,500	\$0.17	\$19,519,500
Putnam	6,400	18,000	\$0.17	\$19,468,800
Morgan	5,900	18,500	\$0.16	\$17,005,570
Mitchell	3,800	20,500	\$0.17	\$13,165,100
Appling	4,050	18,000	\$0.17	\$12,320,100
Burke	3,400	18,353	\$0.17	\$10,545,634
Sumter	2,400	25,213	\$0.17	\$10,226,393
Greene	2,700	16,500	\$0.16	\$6,940,890
Lee	2,000	17,028	\$0.17	\$5,755,464

# Goats

# Farm Gate Value 2006

Rank	County	No. Head	Prod./ Head	\$/ Hd.	Farm Gate Value	Rank	County	No. Head	Prod./ Head	\$/ Hd.	Farm Gate Value
17	Appling	1,500	1.25	\$85	\$159,375	14	Emanuel	1,800	1.25	\$85	\$191,250
4	Atkinson	4,500	1.25	\$85	\$478,125	53	Evans	250	1.25	\$85	\$26,563
41	Bacon	500	1.25	\$85	\$53,125	63	Fannin	100	1.25	\$85	\$10,625
36	Baker	600	1.25	\$85	\$63,750	59	Fayette	150	1.25	\$85	\$15,938
27	Baldwin	975	1.25	\$85	\$103,594	43	Floyd	470	1.25	\$85	\$49,938
5	Banks	4,000	1.25	\$85	\$425,000	68	Forsyth	50	1.25	\$85	\$5,313
35	Barrow	650	1.25	\$85	\$69,063	34	Franklin	700	1.25	\$85	\$74,375
16	Bartow	1,600	1.25	\$85	\$170,000	46	Fulton	350	1.25	\$85	\$37,188
18	Ben Hill	1,450	1.25	\$85	\$154,063	63	Gilmer	100	1.25	\$85	\$10,625
17	Berrien	1,500	1.25	\$85	\$159,375	36	Glascocock	600	1.25	\$85	\$63,750
-	Bibb				\$0	-	Glynn				\$0
10	Bleckley	2,500	1.25	\$85	\$265,625	30	Gordon	800	1.25	\$85	\$85,000
35	Brantley	650	1.25	\$85	\$69,063	28	Grady	850	1.25	\$85	\$90,313
8	Brooks	3,000	1.25	\$85	\$318,750	53	Greene	250	1.25	\$85	\$26,563
23	Bryan	1,000	1.25	\$85	\$106,250	37	Gwinnett	550	1.25	\$85	\$58,438
12	Bulloch	2,000	1.25	\$85	\$212,500	5	Habersham	4,000	1.25	\$85	\$425,000
20	Burke	1,250	1.25	\$85	\$132,813	8	Hall	3,000	1.25	\$85	\$318,750
57	Butts	175	1.25	\$85	\$18,594	51	Hancock	300	1.25	\$85	\$31,875
-	Calhoun				\$0	41	Haralson	500	1.25	\$85	\$53,125
67	Camden	70	1.25	\$85	\$7,438	48	Harris	330	1.25	\$85	\$35,063
54	Candler	225	1.25	\$85	\$23,906	34	Hart	700	1.25	\$85	\$74,375
2	Carroll	5,800	1.25	\$85	\$616,250	41	Heard	500	1.25	\$85	\$53,125
69	Catoosa	40	1.25	\$85	\$4,250	52	Henry	275	1.25	\$85	\$29,219
51	Charlton	300	1.25	\$85	\$31,875	50	Houston	325	1.25	\$85	\$34,531
-	Chatham				\$0	17	Irwin	1,500	1.25	\$85	\$159,375
-	Chattahoochee				\$0	17	Jackson	1,500	1.25	\$85	\$159,375
45	Chattooga	400	1.25	\$85	\$42,500	22	Jasper	1,050	1.25	\$85	\$111,563
23	Cherokee	1,000	1.25	\$85	\$106,250	17	Jeff Davis	1,500	1.25	\$85	\$159,375
41	Clarke	500	1.25	\$85	\$53,125	25	Jefferson	985	1.25	\$85	\$104,656
66	Clay	75	1.25	\$85	\$7,969	40	Jenkins	525	1.25	\$85	\$55,781
36	Clayton	600	1.25	\$85	\$63,750	11	Johnson	2,200	1.25	\$85	\$233,750
53	Clinch	250	1.25	\$85	\$26,563	62	Jones	125	1.25	\$85	\$13,281
-	Cobb				\$0	21	Lamar	1,200	1.25	\$85	\$127,500
1	Coffee	7,500	1.25	\$85	\$796,875	32	Lanier	750	1.25	\$85	\$79,688
29	Colquitt	901	1.25	\$80	\$90,100	3	Laurens	5,000	1.25	\$85	\$531,250
55	Columbia	200	1.25	\$85	\$21,250	55	Lee	200	1.25	\$85	\$21,250
34	Cook	700	1.25	\$85	\$74,375	46	Liberty	350	1.25	\$85	\$37,188
56	Coweta	180	1.25	\$85	\$19,125	36	Lincoln	600	1.25	\$85	\$63,750
55	Crawford	200	1.25	\$85	\$21,250	58	Long	160	1.25	\$85	\$17,000
21	Crisp	1,200	1.25	\$85	\$127,500	6	Lowndes	3,500	1.25	\$85	\$371,875
44	Dade	450	1.25	\$85	\$47,813	49	Lumpkin	329	1.25	\$85	\$34,956
51	Dawson	300	1.25	\$85	\$31,875	35	Macon	650	1.25	\$85	\$69,063
41	Decatur	500	1.25	\$85	\$53,125	15	Madison	1,700	1.25	\$85	\$180,625
-	DeKalb				\$0	19	Marion	1,400	1.25	\$85	\$148,750
21	Dodge	1,200	1.25	\$85	\$127,500	41	McDuffie	500	1.25	\$85	\$53,125
-	Dooly				\$0	-	McIntosh				\$0
-	Dougherty				\$0	7	Meriwether	3,200	1.25	\$85	\$340,000
-	Douglas				\$0	-	Miller				\$0
55	Early	200	1.25	\$85	\$21,250	41	Mitchell	500	1.25	\$85	\$53,125
-	Echols				\$0	21	Monroe	1,200	1.25	\$85	\$127,500
23	Effingham	1,000	1.25	\$85	\$106,250	34	Montgomery	700	1.25	\$85	\$74,375
36	Elbert	600	1.25	\$85	\$63,750	23	Morgan	1,000	1.25	\$85	\$106,250

# Goats

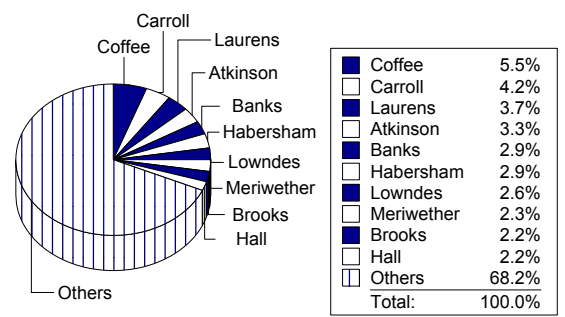
# Farm Gate Value 2006

Rank	County	No. Head	Prod./ Head	\$/ Hd.	Farm Gate Value
39	Murray	526	1.25	\$85	\$55,888
-	Muscogee				\$0
34	Newton	700	1.25	\$85	\$74,375
22	Oconee	1,050	1.25	\$85	\$111,563
34	Oglethorpe	700	1.25	\$85	\$74,375
35	Paulding	650	1.25	\$85	\$69,063
59	Peach	150	1.25	\$85	\$15,938
47	Pickens	345	1.25	\$85	\$36,656
-	Pierce				\$0
41	Pike	500	1.25	\$85	\$53,125
44	Polk	450	1.25	\$85	\$47,813
61	Pulaski	130	1.25	\$85	\$13,813
41	Putnam	500	1.25	\$85	\$53,125
51	Quitman	300	1.25	\$85	\$31,875
55	Rabun	200	1.25	\$85	\$21,250
68	Randolph	50	1.25	\$85	\$5,313
37	Richmond	550	1.25	\$85	\$58,438
55	Rockdale	200	1.25	\$85	\$21,250
65	Schley	85	1.25	\$85	\$9,031
10	Screven	2,500	1.25	\$85	\$265,625
44	Seminole	450	1.25	\$85	\$47,813
66	Spalding	75	1.25	\$85	\$7,969
41	Stephens	500	1.25	\$85	\$53,125
55	Stewart	200	1.25	\$85	\$21,250
17	Sumter	1,500	1.25	\$85	\$159,375
55	Talbot	200	1.25	\$85	\$21,250
-	Taliaferro				\$0
17	Tattnall	1,500	1.25	\$85	\$159,375
33	Taylor	714	1.25	\$85	\$75,863
23	Telfair	1,000	1.25	\$85	\$106,250
42	Terrell	485	1.25	\$85	\$51,531
64	Thomas	95	1.25	\$85	\$10,094
9	Tift	2,900	1.25	\$85	\$308,125
-	Toombs				\$0
51	Towns	300	1.25	\$85	\$31,875
-	Treutlen				\$0
17	Troup	1,500	1.25	\$85	\$159,375
23	Turner	1,000	1.25	\$85	\$106,250
31	Twiggs	775	1.25	\$85	\$82,344
41	Union	500	1.25	\$85	\$53,125
-	Upson				\$0
30	Walker	800	1.25	\$85	\$85,000
41	Walton	500	1.25	\$85	\$53,125
55	Ware	200	1.25	\$85	\$21,250
10	Warren	2,500	1.25	\$85	\$265,625
14	Washington	1,500	1.50	\$85	\$191,250
21	Wayne	1,200	1.25	\$85	\$127,500
55	Webster	200	1.25	\$85	\$21,250
24	Wheeler	995	1.25	\$85	\$105,719
60	White	140	1.25	\$85	\$14,875
51	Whitfield	300	1.25	\$85	\$31,875
38	Wilcox	530	1.25	\$85	\$56,313

Rank	County	No. Head	Prod./ Head	\$/ Hd.	Farm Gate Value
-	Wilkes				\$0
26	Wilkinson	980	1.25	\$85	\$104,125
13	Worth	1,975	1.25	\$85	\$209,844
<b>2006Totals</b>		<b>136,615</b>			<b>\$14,541,588</b>

**Percent of Livestock / Aquaculture 1.15%**

## Top Ten Counties For Goats



County	# Head	Prod./ Head	\$/ Hd.	Farm Gate Value
Coffee	7,500	1.25	\$85	\$796,875
Carroll	5,800	1.25	\$85	\$616,250
Laurens	5,000	1.25	\$85	\$531,250
Atkinson	4,500	1.25	\$85	\$478,125
Banks	4,000	1.25	\$85	\$425,000
Habersham	4,000	1.25	\$85	\$425,000
Lowndes	3,500	1.25	\$85	\$371,875
Meriwether	3,200	1.25	\$85	\$340,000
Brooks	3,000	1.25	\$85	\$318,750
Hall	3,000	1.25	\$85	\$318,750

# Horses - Boarding, Training, Breeding

## Farm Gate Value 2006

Rank	County	No. Head	\$/ Hd.	Farm Gate Value	Rank	County	No. Head	\$/ Hd.	Farm Gate Value
-	Appling			\$0	57	Emanuel	50	\$4,000	\$200,000
66	Atkinson	7	\$4,000	\$28,000	57	Evans	50	\$4,000	\$200,000
42	Bacon	200	\$4,000	\$800,000	20	Fannin	650	\$4,000	\$2,600,000
51	Baker	100	\$4,000	\$400,000	16	Fayette	850	\$4,000	\$3,400,000
40	Baldwin	225	\$4,000	\$900,000	36	Floyd	280	\$4,000	\$1,120,000
20	Banks	650	\$4,000	\$2,600,000	4	Forsyth	2,700	\$4,000	\$10,800,000
46	Barrow	150	\$4,000	\$600,000	21	Franklin	600	\$4,000	\$2,400,000
1	Bartow	4,200	\$4,000	\$16,800,000	32	Fulton	350	\$4,000	\$1,400,000
27	Ben Hill	400	\$4,000	\$1,600,000	26	Gilmer	430	\$4,000	\$1,720,000
43	Berrien	180	\$4,000	\$720,000	57	Glascocock	50	\$4,000	\$200,000
3	Bibb	2,968	\$4,000	\$11,872,000	13	Glynn	935	\$4,000	\$3,740,000
46	Bleckley	150	\$4,000	\$600,000	42	Gordon	200	\$4,000	\$800,000
42	Brantley	200	\$4,000	\$800,000	62	Grady	25	\$4,000	\$100,000
12	Brooks	1,000	\$4,000	\$4,000,000	51	Greene	100	\$4,000	\$400,000
46	Bryan	150	\$4,000	\$600,000	14	Gwinnett	900	\$4,000	\$3,600,000
5	Bulloch	2,300	\$4,000	\$9,200,000	19	Habersham	700	\$4,000	\$2,800,000
22	Burke	500	\$4,000	\$2,000,000	2	Hall	3,500	\$4,000	\$14,000,000
22	Butts	500	\$4,000	\$2,000,000	25	Hancock	450	\$4,000	\$1,800,000
55	Calhoun	70	\$4,000	\$280,000	46	Haralson	150	\$4,000	\$600,000
64	Camden	15	\$4,000	\$60,000	22	Harris	500	\$4,000	\$2,000,000
63	Candler	20	\$4,000	\$80,000	41	Hart	205	\$4,000	\$820,000
8	Carroll	1,600	\$4,000	\$6,400,000	51	Heard	100	\$4,000	\$400,000
39	Catoosa	250	\$4,000	\$1,000,000	12	Henry	1,000	\$4,000	\$4,000,000
63	Charlton	20	\$4,000	\$80,000	40	Houston	225	\$4,000	\$900,000
22	Chatham	500	\$4,000	\$2,000,000	51	Irwin	100	\$4,000	\$400,000
-	Chattahoochee			\$0	30	Jackson	375	\$4,000	\$1,500,000
50	Chattooga	170	\$2,500	\$425,000	6	Jasper	2,000	\$4,000	\$8,000,000
6	Cherokee	2,000	\$4,000	\$8,000,000	27	Jeff Davis	400	\$4,000	\$1,600,000
21	Clarke	600	\$4,000	\$2,400,000	45	Jefferson	155	\$4,000	\$620,000
-	Clay			\$0	-	Jenkins			\$0
53	Clayton	80	\$4,000	\$320,000	51	Johnson	100	\$4,000	\$400,000
61	Clinch	30	\$4,000	\$120,000	39	Jones	250	\$4,000	\$1,000,000
12	Cobb	1,000	\$4,000	\$4,000,000	25	Lamar	450	\$4,000	\$1,800,000
42	Coffee	200	\$4,000	\$800,000	51	Lanier	100	\$4,000	\$400,000
11	Colquitt	1,003	\$4,000	\$4,012,000	14	Laurens	900	\$4,000	\$3,600,000
9	Columbia	1,350	\$4,000	\$5,400,000	34	Lee	300	\$4,000	\$1,200,000
59	Cook	40	\$4,000	\$160,000	58	Liberty	44	\$4,000	\$176,000
12	Coweta	1,000	\$4,000	\$4,000,000	48	Lincoln	125	\$4,000	\$500,000
47	Crawford	140	\$4,000	\$560,000	53	Long	80	\$4,000	\$320,000
53	Crisp	80	\$4,000	\$320,000	21	Lowndes	600	\$4,000	\$2,400,000
57	Dade	50	\$4,000	\$200,000	33	Lumpkin	315	\$4,000	\$1,260,000
51	Dawson	100	\$4,000	\$400,000	-	Macon			\$0
-	Decatur			\$0	15	Madison	875	\$4,000	\$3,500,000
44	DeKalb	165	\$4,000	\$660,000	54	Marion	75	\$4,000	\$300,000
39	Dodge	250	\$4,000	\$1,000,000	49	McDuffie	120	\$4,000	\$480,000
60	Dooly	35	\$4,000	\$140,000	-	McIntosh			\$0
7	Dougherty	1,850	\$4,000	\$7,400,000	6	Meriwether	2,000	\$4,000	\$8,000,000
22	Douglas	500	\$4,000	\$2,000,000	63	Miller	20	\$4,000	\$80,000
63	Early	20	\$4,000	\$80,000	62	Mitchell	25	\$4,000	\$100,000
-	Echols			\$0	37	Monroe	275	\$4,000	\$1,100,000
39	Effingham	250	\$4,000	\$1,000,000	28	Montgomery	392	\$4,000	\$1,568,000
39	Elbert	250	\$4,000	\$1,000,000	6	Morgan	2,000	\$4,000	\$8,000,000

# Horses - Boarding, Training, Breeding

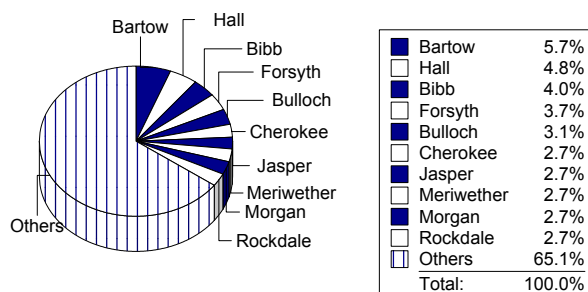
## Farm Gate Value 2006

Rank	County	No. Head	\$/ Hd.	Farm Gate Value
54	Murray	75	\$4,000	\$300,000
22	Muscogee	500	\$4,000	\$2,000,000
12	Newton	1,000	\$4,000	\$4,000,000
20	Oconee	650	\$4,000	\$2,600,000
12	Oglethorpe	1,000	\$4,000	\$4,000,000
17	Paulding	800	\$4,000	\$3,200,000
17	Peach	800	\$4,000	\$3,200,000
23	Pickens	480	\$4,000	\$1,920,000
-	Pierce			\$0
27	Pike	400	\$4,000	\$1,600,000
34	Polk	300	\$4,000	\$1,200,000
39	Pulaski	250	\$4,000	\$1,000,000
17	Putnam	800	\$4,000	\$3,200,000
65	Quitman	10	\$4,000	\$40,000
46	Rabun	150	\$4,000	\$600,000
51	Randolph	100	\$4,000	\$400,000
25	Richmond	450	\$4,000	\$1,800,000
6	Rockdale	2,000	\$4,000	\$8,000,000
-	Schley			\$0
35	Screven	290	\$4,000	\$1,160,000
29	Seminole	390	\$4,000	\$1,560,000
18	Spalding	750	\$4,000	\$3,000,000
-	Stephens			\$0
59	Stewart	40	\$4,000	\$160,000
38	Sumter	260	\$4,000	\$1,040,000
42	Talbot	200	\$4,000	\$800,000
-	Taliaferro			\$0
32	Tattnall	350	\$4,000	\$1,400,000
-	Taylor			\$0
27	Telfair	400	\$4,000	\$1,600,000
24	Terrell	465	\$4,000	\$1,860,000
10	Thomas	1,170	\$4,000	\$4,680,000
39	Tift	250	\$4,000	\$1,000,000
22	Toombs	500	\$4,000	\$2,000,000
37	Towns	275	\$4,000	\$1,100,000
34	Treutlen	300	\$4,000	\$1,200,000
32	Troup	350	\$4,000	\$1,400,000
34	Turner	300	\$4,000	\$1,200,000
64	Twiggs	15	\$4,000	\$60,000
34	Union	300	\$4,000	\$1,200,000
39	Upson	250	\$4,000	\$1,000,000
51	Walker	100	\$4,000	\$400,000
22	Walton	500	\$4,000	\$2,000,000
56	Ware	100	\$2,500	\$250,000
25	Warren	450	\$4,000	\$1,800,000
57	Washington	50	\$4,000	\$200,000
55	Wayne	70	\$4,000	\$280,000
53	Webster	80	\$4,000	\$320,000
53	Wheeler	80	\$4,000	\$320,000
31	White	360	\$4,000	\$1,440,000
22	Whitfield	500	\$4,000	\$2,000,000
65	Wilcox	10	\$4,000	\$40,000

Rank	County	No. Head	\$/ Hd.	Farm Gate Value
-	Wilkes			\$0
-	Wilkinson			\$0
52	Worth	85	\$4,000	\$340,000
<b>2006Totals</b>		<b>73,599</b>		<b>\$293,991,000</b>

**Percent of Livestock / Aquaculture 23.22%**

### Top Ten Counties For Horses - Boarding, training, breeding



Top Ten Counties Horses - Boarding, training, breeding			
County	# Head	\$/ Hd.	Farm Gate Value
Bartow	4,200	\$4,000	\$16,800,000
Hall	3,500	\$4,000	\$14,000,000
Bibb	2,968	\$4,000	\$11,872,000
Forsyth	2,700	\$4,000	\$10,800,000
Bulloch	2,300	\$4,000	\$9,200,000
Cherokee	2,000	\$4,000	\$8,000,000
Jasper	2,000	\$4,000	\$8,000,000
Meriwether	2,000	\$4,000	\$8,000,000
Morgan	2,000	\$4,000	\$8,000,000
Rockdale	2,000	\$4,000	\$8,000,000

# Horses - Raised

# Farm Gate Value 2006

Rank	County	No. Head	\$/ Hd.	Farm Gate Value	Rank	County	No. Head	\$/ Hd.	Farm Gate Value
53	Appling	40	\$2,500	\$100,000	32	Emanuel	200	\$2,500	\$500,000
36	Atkinson	150	\$2,500	\$375,000	53	Evans	40	\$2,500	\$100,000
57	Bacon	25	\$2,500	\$62,500	52	Fannin	45	\$2,500	\$112,500
56	Baker	30	\$2,500	\$75,000	15	Fayette	500	\$2,500	\$1,250,000
38	Baldwin	140	\$2,500	\$350,000	26	Floyd	280	\$2,500	\$700,000
5	Banks	925	\$2,500	\$2,312,500	-	Forsyth			\$0
53	Barrow	10	10,000	\$100,000	18	Franklin	400	\$2,500	\$1,000,000
9	Bartow	725	\$2,500	\$1,812,500	31	Fulton	210	\$2,500	\$525,000
9	Ben Hill	725	\$2,500	\$1,812,500	45	Gilmer	80	\$2,500	\$200,000
22	Berrien	325	\$2,500	\$812,500	29	Glascocock	250	\$2,500	\$625,000
-	Bibb			\$0	-	Glynn			\$0
24	Bleckley	300	\$2,500	\$750,000	7	Gordon	780	\$2,500	\$1,950,000
32	Brantley	200	\$2,500	\$500,000	11	Grady	600	\$2,500	\$1,500,000
16	Brooks	450	\$2,500	\$1,125,000	26	Greene	280	\$2,500	\$700,000
29	Bryan	250	\$2,500	\$625,000	-	Gwinnett			\$0
11	Bulloch	600	\$2,500	\$1,500,000	15	Habersham	500	\$2,500	\$1,250,000
36	Burke	150	\$2,500	\$375,000	15	Hall	500	\$2,500	\$1,250,000
36	Butts	150	\$2,500	\$375,000	16	Hancock	450	\$2,500	\$1,125,000
59	Calhoun	10	\$2,500	\$25,000	18	Haralson	400	\$2,500	\$1,000,000
47	Camden	70	\$2,500	\$175,000	21	Harris	275	\$3,000	\$825,000
58	Candler	17	\$2,500	\$42,500	34	Hart	175	\$2,500	\$437,500
8	Carroll	750	\$2,500	\$1,875,000	15	Heard	500	\$2,500	\$1,250,000
51	Catoosa	50	\$2,500	\$125,000	10	Henry	700	\$2,500	\$1,750,000
36	Charlton	150	\$2,500	\$375,000	30	Houston	225	\$2,500	\$562,500
-	Chatham			\$0	56	Irwin	30	\$2,500	\$75,000
57	Chattahoochee	25	\$2,500	\$62,500	4	Jackson	975	\$2,500	\$2,437,500
13	Chattooga	900	\$1,500	\$1,350,000	27	Jasper	275	\$2,500	\$687,500
3	Cherokee	1,000	\$2,500	\$2,500,000	3	Jeff Davis	1,000	\$2,500	\$2,500,000
18	Clarke	400	\$2,500	\$1,000,000	39	Jefferson	121	\$2,500	\$302,500
47	Clay	70	\$2,500	\$175,000	51	Jenkins	50	\$2,500	\$125,000
49	Clayton	60	\$2,500	\$150,000	32	Johnson	200	\$2,500	\$500,000
44	Clinch	85	\$2,500	\$212,500	36	Jones	150	\$2,500	\$375,000
23	Cobb	320	\$2,500	\$800,000	29	Lamar	250	\$2,500	\$625,000
36	Coffee	150	\$2,500	\$375,000	29	Lanier	250	\$2,500	\$625,000
41	Colquitt	110	\$2,500	\$275,000	42	Laurens	100	\$2,500	\$250,000
14	Columbia	525	\$2,500	\$1,312,500	32	Lee	200	\$2,500	\$500,000
15	Cook	500	\$2,500	\$1,250,000	-	Liberty			\$0
15	Coweta	500	\$2,500	\$1,250,000	24	Lincoln	300	\$2,500	\$750,000
32	Crawford	200	\$2,500	\$500,000	31	Long	210	\$2,500	\$525,000
42	Crisp	100	\$2,500	\$250,000	29	Lowndes	250	\$2,500	\$625,000
24	Dade	300	\$2,500	\$750,000	46	Lumpkin	75	\$2,500	\$187,500
6	Dawson	850	\$2,500	\$2,125,000	29	Macon	250	\$2,500	\$625,000
46	Decatur	75	\$2,500	\$187,500	11	Madison	600	\$2,500	\$1,500,000
-	DeKalb			\$0	55	Marion	35	\$2,500	\$87,500
32	Dodge	200	\$2,500	\$500,000	8	McDuffie	750	\$2,500	\$1,875,000
50	Dooly	55	\$2,500	\$137,500	-	McIntosh			\$0
42	Dougherty	100	\$2,500	\$250,000	32	Meriwether	200	\$2,500	\$500,000
46	Douglas	75	\$2,500	\$187,500	48	Miller	65	\$2,500	\$162,500
40	Early	120	\$2,500	\$300,000	2	Mitchell	1,500	\$2,500	\$3,750,000
-	Echols			\$0	42	Monroe	100	\$2,500	\$250,000
8	Effingham	750	\$2,500	\$1,875,000	17	Montgomery	402	\$2,500	\$1,005,000
24	Elbert	300	\$2,500	\$750,000	32	Morgan	200	\$2,500	\$500,000

# Horses - Raised

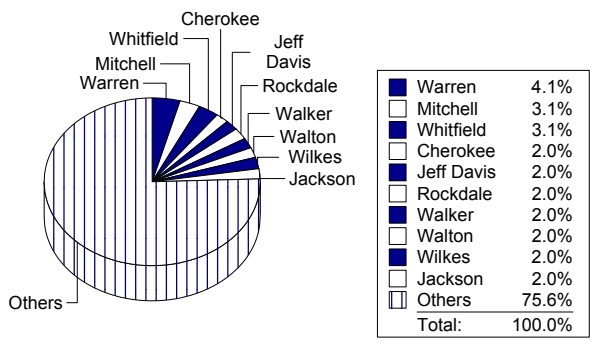
# Farm Gate Value 2006

Rank	County	No. Head	\$/ Hd.	Farm Gate Value
51	Murray	50	\$2,500	\$125,000
24	Muscogee	300	\$2,500	\$750,000
51	Newton	50	\$2,500	\$125,000
29	Oconee	250	\$2,500	\$625,000
32	Oglethorpe	200	\$2,500	\$500,000
18	Paulding	400	\$2,500	\$1,000,000
36	Peach	150	\$2,500	\$375,000
28	Pickens	255	\$2,500	\$637,500
-	Pierce			\$0
24	Pike	300	\$2,500	\$750,000
8	Polk	750	\$2,500	\$1,875,000
32	Pulaski	200	\$2,500	\$500,000
36	Putnam	150	\$2,500	\$375,000
51	Quitman	50	\$2,500	\$125,000
42	Rabun	100	\$2,500	\$250,000
-	Randolph			\$0
20	Richmond	350	\$2,500	\$875,000
3	Rockdale	1,000	\$2,500	\$2,500,000
57	Schley	25	\$2,500	\$62,500
36	Screven	150	\$2,500	\$375,000
25	Seminole	290	\$2,500	\$725,000
20	Spalding	350	\$2,500	\$875,000
27	Stephens	275	\$2,500	\$687,500
40	Stewart	120	\$2,500	\$300,000
11	Sumter	600	\$2,500	\$1,500,000
32	Talbot	200	\$2,500	\$500,000
-	Taliaferro			\$0
18	Tattnall	400	\$2,500	\$1,000,000
35	Taylor	165	\$2,500	\$412,500
51	Telfair	50	\$2,500	\$125,000
12	Terrell	585	\$2,500	\$1,462,500
19	Thomas	357	\$2,500	\$892,500
49	Tift	60	\$2,500	\$150,000
20	Toombs	350	\$2,500	\$875,000
8	Towns	750	\$2,500	\$1,875,000
32	Treutlen	200	\$2,500	\$500,000
22	Troup	325	\$2,500	\$812,500
30	Turner	225	\$2,500	\$562,500
56	Twiggs	30	\$2,500	\$75,000
6	Union	850	\$2,500	\$2,125,000
36	Upton	150	\$2,500	\$375,000
3	Walker	1,000	\$2,500	\$2,500,000
3	Walton	1,000	\$2,500	\$2,500,000
54	Ware	90	\$1,000	\$90,000
1	Warren	2,000	\$2,500	\$5,000,000
16	Washington	450	\$2,500	\$1,125,000
32	Wayne	200	\$2,500	\$500,000
42	Webster	100	\$2,500	\$250,000
24	Wheeler	300	\$2,500	\$750,000
43	White	95	\$2,500	\$237,500
2	Whitfield	1,500	\$2,500	\$3,750,000
37	Wilcox	144	\$2,500	\$360,000

Rank	County	No. Head	\$/ Hd.	Farm Gate Value
3	Wilkes	1,000	\$2,500	\$2,500,000
33	Wilkinson	188	\$2,500	\$470,000
28	Worth	255	\$2,500	\$637,500
<b>2006Totals</b>		<b>49,324</b>		<b>\$122,487,500</b>

**Percent of Livestock / Aquaculture 9.67%**

## Top Ten Counties For Horses - Raised



Top Ten Counties Horses - Raised			
County	# Head	\$/ Hd.	Farm Gate Value
Warren	2,000	\$2,500	\$5,000,000
Mitchell	1,500	\$2,500	\$3,750,000
Whitfield	1,500	\$2,500	\$3,750,000
Cherokee	1,000	\$2,500	\$2,500,000
Jeff Davis	1,000	\$2,500	\$2,500,000
Rockdale	1,000	\$2,500	\$2,500,000
Walker	1,000	\$2,500	\$2,500,000
Walton	1,000	\$2,500	\$2,500,000
Wilkes	1,000	\$2,500	\$2,500,000
Jackson	975	\$2,500	\$2,437,500

# Pork - Farrow to Finish

# Farm Gate Value 2006

Rank	County	No. Head	Prod./ Head	\$/ Lb	Farm Gate Value	Rank	County	No. Head	Prod./ Head	\$/ Lb	Farm Gate Value
30	Appling	60	3,675	\$0.47	\$103,172	-	Emanuel				\$0
14	Atkinson	315	3,675	\$0.47	\$541,653	-	Evans				\$0
-	Bacon				\$0	-	Fannin				\$0
28	Baker	75	3,675	\$0.47	\$128,965	-	Fayette				\$0
-	Baldwin				\$0	-	Floyd				\$0
-	Banks				\$0	-	Forsyth				\$0
-	Barrow				\$0	-	Franklin				\$0
27	Bartow	100	3,675	\$0.47	\$171,953	-	Fulton				\$0
27	Ben Hill	100	3,675	\$0.47	\$171,953	-	Gilmer				\$0
11	Berrien	500	3,675	\$0.47	\$859,766	23	Glascocock	150	3,675	\$0.47	\$257,930
-	Bibb				\$0	-	Glynn				\$0
-	Bleckley				\$0	-	Gordon				\$0
32	Brantley	50	3,675	\$0.47	\$85,977	13	Grady	350	3,675	\$0.47	\$601,836
15	Brooks	300	3,675	\$0.47	\$515,860	-	Greene				\$0
-	Bryan				\$0	-	Gwinnett				\$0
7	Bulloch	700	3,675	\$0.47	\$1,203,673	-	Habersham				\$0
35	Burke	35	3,675	\$0.47	\$60,184	-	Hall				\$0
-	Butts				\$0	-	Hancock				\$0
-	Calhoun				\$0	-	Haralson				\$0
-	Camden				\$0	15	Harris	300	3,675	\$0.47	\$515,860
8	Candler	680	3,675	\$0.47	\$1,169,282	-	Hart				\$0
-	Carroll				\$0	36	Heard	25	3,675	\$0.47	\$42,988
-	Catoosa				\$0	-	Henry				\$0
28	Charlton	75	3,675	\$0.47	\$128,965	-	Houston				\$0
-	Chatham				\$0	23	Irwin	150	3,675	\$0.47	\$257,930
-	Chattahoochee				\$0	32	Jackson	50	3,675	\$0.47	\$85,977
33	Chattooga	40	3,675	\$0.47	\$68,781	-	Jasper				\$0
-	Cherokee				\$0	-	Jeff Davis				\$0
-	Clarke				\$0	39	Jefferson	18	3,675	\$0.47	\$30,952
38	Clay	20	3,675	\$0.47	\$34,391	29	Jenkins	65	3,675	\$0.47	\$111,770
-	Clayton				\$0	27	Johnson	100	3,675	\$0.47	\$171,953
-	Clinch				\$0	-	Jones				\$0
-	Cobb				\$0	3	Lamar	1,050	3,675	\$0.47	\$1,805,509
18	Coffee	250	3,675	\$0.47	\$429,883	20	Lanier	200	3,675	\$0.47	\$343,907
19	Colquitt	210	3,675	\$0.50	\$385,875	11	Laurens	500	3,675	\$0.47	\$859,766
-	Columbia				\$0	23	Lee	150	3,675	\$0.47	\$257,930
-	Cook				\$0	-	Liberty				\$0
-	Coweta				\$0	-	Lincoln				\$0
-	Crawford				\$0	31	Long	55	3,675	\$0.47	\$94,574
16	Crisp	280	3,675	\$0.47	\$481,469	-	Lowndes				\$0
-	Dade				\$0	-	Lumpkin				\$0
-	Dawson				\$0	-	Macon				\$0
6	Decatur	725	3,675	\$0.47	\$1,246,661	-	Madison				\$0
-	DeKalb				\$0	28	Marion	75	3,675	\$0.47	\$128,965
-	Dodge				\$0	-	McDuffie				\$0
12	Dooly	400	3,675	\$0.47	\$687,813	-	McIntosh				\$0
-	Dougherty				\$0	31	Meriwether	55	3,675	\$0.47	\$94,574
-	Douglas				\$0	9	Miller	600	3,675	\$0.47	\$1,031,720
33	Early	40	3,675	\$0.47	\$68,781	-	Mitchell				\$0
-	Echols				\$0	-	Monroe				\$0
5	Effingham	750	3,675	\$0.47	\$1,289,649	21	Montgomery	185	3,675	\$0.47	\$318,114
-	Elbert				\$0	20	Morgan	200	3,675	\$0.47	\$343,907

# Pork - Farrow to Finish

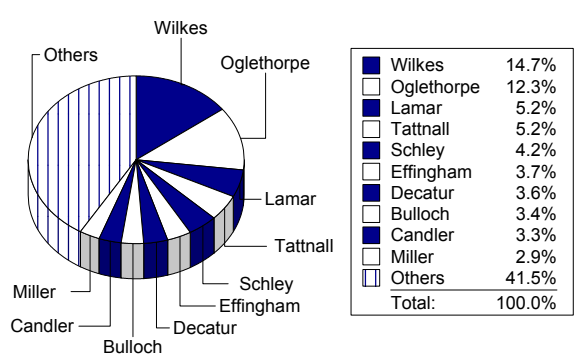
# Farm Gate Value 2006

Rank	County	No. Head	Prod./ Head	\$/ Lb	Farm Gate Value
-	Murray				\$0
-	Muscogee				\$0
-	Newton				\$0
38	Oconee	20	3,675	\$0.47	\$34,391
2	Oglethorpe	2,500	3,675	\$0.47	\$4,298,831
-	Paulding				\$0
-	Peach				\$0
29	Pickens	65	3,675	\$0.47	\$111,770
32	Pierce	50	3,675	\$0.47	\$85,977
-	Pike				\$0
-	Polk				\$0
32	Pulaski	50	3,675	\$0.47	\$85,977
32	Putnam	50	3,675	\$0.47	\$85,977
-	Quitman				\$0
-	Rabun				\$0
-	Randolph				\$0
-	Richmond				\$0
-	Rockdale				\$0
4	Schley	850	3,675	\$0.47	\$1,461,603
27	Screven	100	3,675	\$0.47	\$171,953
17	Seminole	270	3,675	\$0.47	\$464,274
-	Spalding				\$0
-	Stephens				\$0
41	Stewart	10	3,675	\$0.47	\$17,195
-	Sumter				\$0
-	Talbot				\$0
-	Taliaferro				\$0
3	Tattnall	750	5,145	\$0.47	\$1,805,509
27	Taylor	100	3,675	\$0.47	\$171,953
28	Telfair	75	3,675	\$0.47	\$128,965
33	Terrell	40	3,675	\$0.47	\$68,781
21	Thomas	185	3,675	\$0.47	\$318,114
26	Tift	115	3,675	\$0.47	\$197,746
10	Toombs	550	3,675	\$0.47	\$945,743
13	Towns	350	3,675	\$0.47	\$601,836
25	Treutlen	120	3,675	\$0.47	\$206,344
-	Troup				\$0
-	Turner				\$0
40	Twiggs	15	3,675	\$0.47	\$25,793
-	Union				\$0
-	Upson				\$0
-	Walker				\$0
-	Walton				\$0
32	Ware	50	3,675	\$0.47	\$85,977
15	Warren	300	3,675	\$0.47	\$515,860
-	Washington				\$0
24	Wayne	125	3,675	\$0.47	\$214,942
38	Webster	20	3,675	\$0.47	\$34,391
34	Wheeler	36	3,675	\$0.47	\$61,903
-	White				\$0
-	Whitfield				\$0
30	Wilcox	60	3,675	\$0.47	\$103,172

Rank	County	No. Head	Prod./ Head	\$/ Lb	Farm Gate Value
1	Wilkes	3,000	3,675	\$0.47	\$5,158,598
22	Wilkinson	170	3,675	\$0.47	\$292,321
37	Worth	24	3,675	\$0.47	\$41,269
<b>2006Totals</b>		<b>20,033</b>			<b>\$34,988,027</b>

**Percent of Livestock / Aquaculture 2.76%**

## Top Ten Counties For Pork - Farrow to finish



County	# Head	Prod./ Head	\$/ Lb	Farm Gate Value
Wilkes	3,000	3,675	\$0.47	\$5,158,598
Oglethorpe	2,500	3,675	\$0.47	\$4,298,831
Lamar	1,050	3,675	\$0.47	\$1,805,509
Tattnall	750	5,145	\$0.47	\$1,805,509
Schley	850	3,675	\$0.47	\$1,461,603
Effingham	750	3,675	\$0.47	\$1,289,649
Decatur	725	3,675	\$0.47	\$1,246,661
Bulloch	700	3,675	\$0.47	\$1,203,673
Candler	680	3,675	\$0.47	\$1,169,282
Miller	600	3,675	\$0.47	\$1,031,720

# Pork - Feeder

# Farm Gate Value 2006

Rank	County	No. Head	Prod./ Head	\$/ Lb	Farm Gate Value	Rank	County	No. Head	Prod./ Head	\$/ Lb	Farm Gate Value
31	Appling	60	750	\$0.83	\$37,220	-	Emanuel				\$0
-	Atkinson				\$0	-	Evans				\$0
-	Bacon				\$0	-	Fannin				\$0
22	Baker	200	750	\$0.83	\$124,065	34	Fayette	25	750	\$0.83	\$15,508
-	Baldwin				\$0	4	Floyd	3,500	750	\$0.83	\$2,171,138
-	Banks				\$0	-	Forsyth				\$0
-	Barrow				\$0	32	Franklin	50	750	\$0.83	\$31,016
24	Bartow	150	750	\$0.83	\$93,049	-	Fulton				\$0
-	Ben Hill				\$0	-	Gilmer				\$0
18	Berrien	336	750	\$0.83	\$208,429	-	Glascocock				\$0
-	Bibb				\$0	-	Glynn				\$0
12	Bleckley	700	750	\$0.83	\$434,228	26	Gordon	120	750	\$0.83	\$74,439
-	Brantley				\$0	33	Grady	30	750	\$0.83	\$18,610
-	Brooks				\$0	-	Greene				\$0
-	Bryan				\$0	-	Gwinnett				\$0
7	Bulloch	2,100	750	\$0.83	\$1,302,683	8	Habersham	1,833	750	\$0.83	\$1,137,056
-	Burke				\$0	-	Hall				\$0
-	Butts				\$0	-	Hancock				\$0
-	Calhoun				\$0	20	Haralson	300	750	\$0.83	\$186,098
-	Camden				\$0	-	Harris				\$0
3	Candler	7,500	750	\$0.83	\$4,652,438	-	Hart				\$0
-	Carroll				\$0	-	Heard				\$0
-	Catoosa				\$0	-	Henry				\$0
27	Charlton	100	750	\$0.83	\$62,033	-	Houston				\$0
-	Chatham				\$0	28	Irwin	75	750	\$0.83	\$46,524
-	Chattahoochee				\$0	-	Jackson				\$0
-	Chattooga				\$0	-	Jasper				\$0
-	Cherokee				\$0	32	Jeff Davis	50	750	\$0.83	\$31,016
16	Clarke	400	750	\$0.83	\$248,130	-	Jefferson				\$0
-	Clay				\$0	-	Jenkins				\$0
-	Clayton				\$0	-	Johnson				\$0
-	Clinch				\$0	-	Jones				\$0
-	Cobb				\$0	-	Lamar				\$0
10	Coffee	1,500	750	\$0.83	\$930,488	-	Lanier				\$0
36	Colquitt	10	750	\$0.88	\$6,600	20	Laurens	300	750	\$0.83	\$186,098
-	Columbia				\$0	-	Lee				\$0
-	Cook				\$0	-	Liberty				\$0
-	Coweta				\$0	-	Lincoln				\$0
-	Crawford				\$0	-	Long				\$0
5	Crisp	3,300	750	\$0.83	\$2,047,073	-	Lowndes				\$0
-	Dade				\$0	-	Lumpkin				\$0
-	Dawson				\$0	-	Macon				\$0
-	Decatur				\$0	27	Madison	100	750	\$0.83	\$62,033
-	DeKalb				\$0	-	Marion				\$0
16	Dodge	400	750	\$0.83	\$248,130	-	McDuffie				\$0
9	Dooly	1,800	750	\$0.83	\$1,116,585	-	McIntosh				\$0
-	Dougherty				\$0	17	Meriwether	350	750	\$0.83	\$217,114
-	Douglas				\$0	11	Miller	750	750	\$0.83	\$465,244
21	Early	250	750	\$0.83	\$155,081	-	Mitchell				\$0
-	Echols				\$0	-	Monroe				\$0
14	Effingham	500	750	\$0.83	\$310,163	15	Montgomery	425	750	\$0.83	\$263,638
-	Elbert				\$0	-	Morgan				\$0

# Pork - Feeder

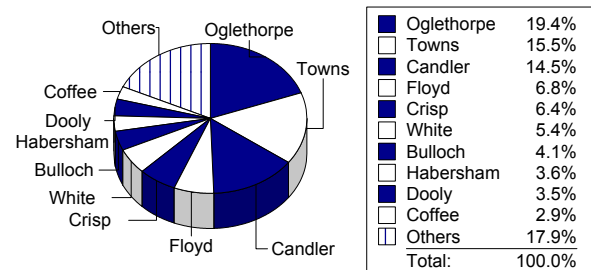
# Farm Gate Value 2006

Rank	County	No. Head	Prod./ Head	\$/ Lb	Farm Gate Value
-	Murray				\$0
-	Muscogee				\$0
-	Newton				\$0
-	Oconee				\$0
1	Oglethorpe	10,000	750	\$0.83	\$6,203,250
-	Paulding				\$0
-	Peach				\$0
23	Pickens	175	750	\$0.83	\$108,557
-	Pierce				\$0
-	Pike				\$0
-	Polk				\$0
-	Pulaski				\$0
-	Putnam				\$0
-	Quitman				\$0
-	Rabun				\$0
24	Randolph	150	750	\$0.83	\$93,049
-	Richmond				\$0
-	Rockdale				\$0
13	Schley	600	750	\$0.83	\$372,195
-	Screven				\$0
19	Seminole	325	750	\$0.83	\$201,606
-	Spalding				\$0
-	Stephens				\$0
-	Stewart				\$0
-	Sumter				\$0
-	Talbot				\$0
-	Taliaferro				\$0
-	Tattnall				\$0
-	Taylor				\$0
-	Telfair				\$0
-	Terrell				\$0
30	Thomas	65	750	\$0.83	\$40,321
32	Tift	50	750	\$0.83	\$31,016
-	Toombs				\$0
2	Towns	8,000	750	\$0.83	\$4,962,600
-	Treutlen				\$0
25	Troup	125	750	\$0.83	\$77,541
33	Turner	30	750	\$0.83	\$18,610
35	Twiggs	20	750	\$0.83	\$12,407
-	Union				\$0
-	Upson				\$0
-	Walker				\$0
-	Walton				\$0
-	Ware				\$0
22	Warren	200	750	\$0.83	\$124,065
-	Washington				\$0
-	Wayne				\$0
35	Webster	20	750	\$0.83	\$12,407
33	Wheeler	30	750	\$0.83	\$18,610
6	White	2,800	750	\$0.83	\$1,736,910
-	Whitfield				\$0
22	Wilcox	200	750	\$0.83	\$124,065

Rank	County	No. Head	Prod./ Head	\$/ Lb	Farm Gate Value
10	Wilkes	1,500	750	\$0.83	\$930,488
29	Wilkinson	68	750	\$0.83	\$42,182
37	Worth	10	750	\$0.83	\$6,203
<b>2006Totals</b>		<b>51,582</b>			<b>\$31,998,001</b>

**Percent of Livestock / Aquaculture 2.53%**

## Top Ten Counties For Pork - Feeder pigs



Top Ten Counties Pork - Feeder pigs				
County	# Head	Prod./ Head	\$/ Lb	Farm Gate Value
Oglethorpe	10,000	750	\$0.83	\$6,203,250
Towns	8,000	750	\$0.83	\$4,962,600
Candler	7,500	750	\$0.83	\$4,652,438
Floyd	3,500	750	\$0.83	\$2,171,138
Crisp	3,300	750	\$0.83	\$2,047,073
White	2,800	750	\$0.83	\$1,736,910
Bulloch	2,100	750	\$0.83	\$1,302,683
Habersham	1,833	750	\$0.83	\$1,137,056
Dooly	1,800	750	\$0.83	\$1,116,585
Coffee	1,500	750	\$0.83	\$930,488

# Pork - Finishing Only

# Farm Gate Value 2006

Rank	County	No. Houses	Avg. House Capacity	Prod./ Head	\$/ Lb	Farm Gate Value	Rank	County	No. Houses	Avg. House Capacity	Prod./ Head	\$/ Lb	Farm Gate Value
-	Appling					\$0	12	Emanuel	3	500	553.5	\$0.47	\$388,474
-	Atkinson					\$0	6	Evans	6	750	574.0	\$0.47	\$1,208,586
16	Bacon	2	540	553.5	\$0.47	\$279,701	-	Fannin					\$0
18	Baker	2	300	553.5	\$0.47	\$155,390	-	Fayette					\$0
-	Baldwin					\$0	-	Floyd					\$0
14	Banks	3	370	553.5	\$0.47	\$287,471	-	Forsyth					\$0
-	Barrow					\$0	-	Franklin					\$0
-	Bartow					\$0	-	Fulton					\$0
-	Ben Hill					\$0	-	Gilmer					\$0
9	Berrien	5	400	553.5	\$0.47	\$517,965	-	Glascocock					\$0
-	Bibb					\$0	-	Glynn					\$0
-	Bleckley					\$0	-	Gordon					\$0
-	Brantley					\$0	19	Grady	2	250	553.5	\$0.47	\$129,491
8	Brooks	6	500	553.5	\$0.47	\$776,948	-	Greene					\$0
-	Bryan					\$0	-	Gwinnett					\$0
11	Bulloch	2	800	553.5	\$0.47	\$414,372	10	Habersham	1	1,800	553.5	\$0.47	\$466,169
-	Burke					\$0	-	Hall					\$0
-	Butts					\$0	-	Hancock					\$0
-	Calhoun					\$0	-	Haralson					\$0
-	Camden					\$0	-	Harris					\$0
-	Candler					\$0	3	Hart	13	1,100	553.5	\$0.47	\$3,703,452
-	Carroll					\$0	-	Heard					\$0
-	Catoosa					\$0	-	Henry					\$0
-	Charlton					\$0	-	Houston					\$0
-	Chatham					\$0	15	Irwin	1	1,100	553.5	\$0.47	\$284,881
-	Chattahoochee					\$0	-	Jackson					\$0
-	Chattooga					\$0	-	Jasper					\$0
-	Cherokee					\$0	9	Jeff Davis	4	500	553.5	\$0.47	\$517,965
-	Clarke					\$0	-	Jefferson					\$0
-	Clay					\$0	9	Jenkins	2	1,000	553.5	\$0.47	\$517,965
-	Clayton					\$0	-	Johnson					\$0
-	Clinch					\$0	-	Jones					\$0
-	Cobb					\$0	-	Lamar					\$0
2	Coffee	6	2,500	553.5	\$0.47	\$3,884,740	-	Lanier					\$0
-	Colquitt					\$0	-	Laurens					\$0
-	Columbia					\$0	-	Lee					\$0
-	Cook					\$0	-	Liberty					\$0
-	Coweta					\$0	-	Lincoln					\$0
-	Crawford					\$0	-	Long					\$0
-	Crisp					\$0	-	Lowndes					\$0
-	Dade					\$0	-	Lumpkin					\$0
-	Dawson					\$0	-	Macon					\$0
-	Decatur					\$0	-	Madison					\$0
-	DeKalb					\$0	-	Marion					\$0
-	Dodge					\$0	-	McDuffie					\$0
13	Dooly	3	400	553.5	\$0.47	\$310,779	-	McIntosh					\$0
-	Dougherty					\$0	-	Meriwether					\$0
-	Douglas					\$0	17	Miller	5	200	553.5	\$0.47	\$258,983
-	Early					\$0	1	Mitchell	8	2,000	553.5	\$0.47	\$4,143,722
-	Echols					\$0	-	Monroe					\$0
-	Effingham					\$0	4	Montgomery	5	2,000	553.5	\$0.47	\$2,589,827
-	Elbert					\$0	-	Morgan					\$0

# Pork - Finishing Only

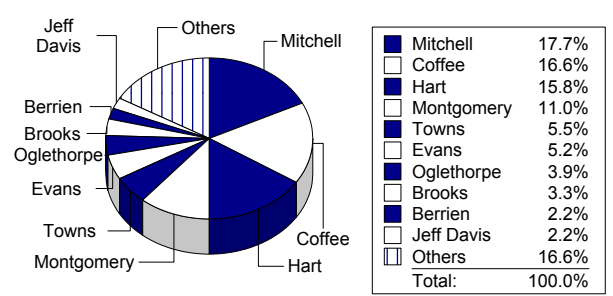
# Farm Gate Value 2006

Rank	County	No. Houses	Avg. House Capacity	Prod./Head	\$/Lb	Farm Gate Value
-	Murray					\$0
-	Muscogee					\$0
-	Newton					\$0
-	Oconee					\$0
7	Oglethorpe	5	700	553.5	\$0.47	\$906,439
-	Paulding					\$0
-	Peach					\$0
-	Pickens					\$0
-	Pierce					\$0
-	Pike					\$0
-	Polk					\$0
-	Pulaski					\$0
-	Putnam					\$0
-	Quitman					\$0
-	Rabun					\$0
15	Randolph	2	550	553.5	\$0.47	\$284,881
-	Richmond					\$0
-	Rockdale					\$0
-	Schley					\$0
20	Screven	3	100	553.5	\$0.47	\$77,695
-	Seminole					\$0
-	Spalding					\$0
-	Stephens					\$0
-	Stewart					\$0
-	Sumter					\$0
-	Talbot					\$0
-	Taliaferro					\$0
-	Tattnall					\$0
-	Taylor					\$0
-	Telfair					\$0
-	Terrell					\$0
-	Thomas					\$0
-	Tift					\$0
-	Toombs					\$0
5	Towns	1	5,000	553.5	\$0.47	\$1,294,913
-	Treutlen					\$0
-	Troup					\$0
-	Turner					\$0
-	Twiggs					\$0
-	Union					\$0
-	Upson					\$0
-	Walker					\$0
-	Walton					\$0
-	Ware					\$0
-	Warren					\$0
-	Washington					\$0
-	Wayne					\$0
-	Webster					\$0
22	Wheeler	1	80	553.5	\$0.47	\$20,719
-	White					\$0
-	Whitfield					\$0
21	Wilcox	1	100	553.5	\$0.47	\$25,898

Rank	County	No. Houses	Avg. House Capacity	Prod./Head	\$/Lb	Farm Gate Value
-	Wilkes					\$0
-	Wilkinson					\$0
-	Worth					\$0
<b>2006Totals</b>		<b>92</b>	<b>942</b>			<b>\$23,447,426</b>

**Percent of Livestock / Aquaculture 1.85%**

## Top Ten Counties For Pork - Finishing only



County	Houses	# house capacity	Avg. house capacity	Prod./Head	\$/Lb	Farm Gate Value
Mitchell	8	2,000	553.5	\$0.47		\$4,143,722
Coffee	6	2,500	553.5	\$0.47		\$3,884,740
Hart	13	1,100	553.5	\$0.47		\$3,703,452
Montgomery	5	2,000	553.5	\$0.47		\$2,589,827
Towns	1	5,000	553.5	\$0.47		\$1,294,913
Evans	6	750	574.0	\$0.47		\$1,208,586
Oglethorpe	5	700	553.5	\$0.47		\$906,439
Brooks	6	500	553.5	\$0.47		\$776,948
Berrien	5	400	553.5	\$0.47		\$517,965
Jeff Davis	4	500	553.5	\$0.47		\$517,965

# Quail

# Farm Gate Value 2006

Rank	County	No. Head	\$/ Hd.	Farm Gate Value	Rank	County	No. Head	\$/ Hd.	Farm Gate Value
-	Appling			\$0	26	Emanuel	8,000	\$2.80	\$22,400
28	Atkinson	7,000	\$2.80	\$19,600	37	Evans	1,000	\$2.80	\$2,800
-	Bacon			\$0	37	Fannin	1,000	\$2.80	\$2,800
19	Baker	22,000	\$2.80	\$61,600	44	Fayette	200	\$2.80	\$560
31	Baldwin	4,500	\$2.80	\$12,600	10	Floyd	100,000	\$2.80	\$280,000
24	Banks	10,000	\$2.80	\$28,000	-	Forsyth			\$0
-	Barrow			\$0	-	Franklin			\$0
-	Bartow			\$0	-	Fulton			\$0
39	Ben Hill	650	\$2.80	\$1,820	-	Gilmer			\$0
29	Berrien	6,000	\$2.80	\$16,800	-	Glascocock			\$0
-	Bibb			\$0	-	Glynn			\$0
-	Bleckley			\$0	-	Gordon			\$0
-	Brantley			\$0	35	Grady	2,000	\$2.80	\$5,600
-	Brooks			\$0	1	Greene	2,000,000	\$2.80	\$5,600,000
-	Bryan			\$0	-	Gwinnett			\$0
10	Bulloch	100,000	\$2.80	\$280,000	5	Habersham	300,000	\$2.80	\$840,000
9	Burke	130,000	\$2.80	\$364,000	-	Hall			\$0
43	Butts	250	\$2.80	\$700	1	Hancock	2,000,000	\$2.80	\$5,600,000
12	Calhoun	65,000	\$2.80	\$182,000	-	Haralson			\$0
-	Camden			\$0	17	Harris	20,000	\$3.50	\$70,000
23	Candler	12,000	\$2.80	\$33,600	-	Hart			\$0
37	Carroll	1,000	\$2.80	\$2,800	-	Heard			\$0
13	Catoosa	50,000	\$2.80	\$140,000	-	Henry			\$0
41	Charlton	500	\$2.80	\$1,400	-	Houston			\$0
-	Chatham			\$0	15	Irwin	30,000	\$2.80	\$84,000
-	Chattahoochee			\$0	-	Jackson			\$0
33	Chattooga	3,000	\$2.80	\$8,400	37	Jasper	1,000	\$2.80	\$2,800
-	Cherokee			\$0	20	Jeff Davis	20,000	\$2.80	\$56,000
-	Clarke			\$0	18	Jefferson	23,000	\$2.80	\$64,400
-	Clay			\$0	24	Jenkins	10,000	\$2.80	\$28,000
-	Clayton			\$0	-	Johnson			\$0
-	Clinch			\$0	42	Jones	300	\$2.80	\$840
-	Cobb			\$0	36	Lamar	1,500	\$2.80	\$4,200
14	Coffee	30,000	\$3.10	\$93,000	24	Lanier	10,000	\$2.80	\$28,000
4	Colquitt	350,000	\$2.80	\$980,000	-	Laurens			\$0
-	Columbia			\$0	-	Lee			\$0
-	Cook			\$0	-	Liberty			\$0
-	Coweta			\$0	2	Lincoln	1,000,000	\$2.80	\$2,800,000
-	Crawford			\$0	-	Long			\$0
30	Crisp	5,000	\$2.80	\$14,000	20	Lowndes	20,000	\$2.80	\$56,000
-	Dade			\$0	-	Lumpkin			\$0
-	Dawson			\$0	-	Macon			\$0
32	Decatur	3,500	\$2.80	\$9,800	-	Madison			\$0
-	DeKalb			\$0	-	Marion			\$0
-	Dodge			\$0	-	McDuffie			\$0
-	Dooly			\$0	-	McIntosh			\$0
28	Dougherty	7,000	\$2.80	\$19,600	42	Meriwether	300	\$2.80	\$840
-	Douglas			\$0	17	Miller	25,000	\$2.80	\$70,000
20	Early	20,000	\$2.80	\$56,000	27	Mitchell	7,500	\$2.80	\$21,000
-	Echols			\$0	-	Monroe			\$0
43	Effingham	250	\$2.80	\$700	16	Montgomery	26,000	\$2.80	\$72,800
-	Elbert			\$0	3	Morgan	4,590,000	\$0.55	\$2,524,500

# Quail

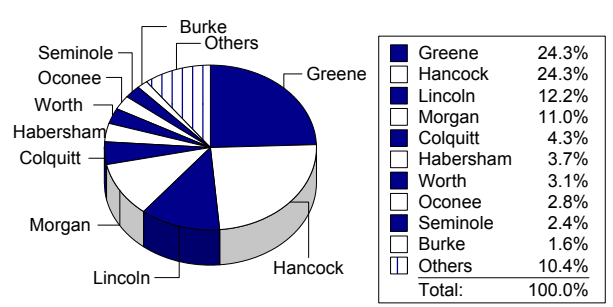
# Farm Gate Value 2006

Rank	County	No. Head	\$/ Hd.	Farm Gate Value
-	Murray			\$0
-	Muscogee			\$0
-	Newton			\$0
7	Oconee	230,000	\$2.80	\$644,000
-	Oglethorpe			\$0
-	Paulding			\$0
-	Peach			\$0
-	Pickens			\$0
-	Pierce			\$0
-	Pike			\$0
45	Polk	100	\$2.80	\$280
22	Pulaski	100,000	\$0.40	\$40,000
25	Putnam	8,500	\$2.80	\$23,800
-	Quitman			\$0
-	Rabun			\$0
-	Randolph			\$0
43	Richmond	250	\$2.80	\$700
-	Rockdale			\$0
21	Schley	15,000	\$2.80	\$42,000
40	Screven	600	\$2.80	\$1,680
8	Seminole	200,000	\$2.80	\$560,000
-	Spalding			\$0
-	Stephens			\$0
-	Stewart			\$0
30	Sumter	5,000	\$2.80	\$14,000
-	Talbot			\$0
-	Taliaferro			\$0
-	Tattnell			\$0
-	Taylor			\$0
20	Telfair	20,000	\$2.80	\$56,000
36	Terrell	1,500	\$2.80	\$4,200
11	Thomas	75,000	\$2.80	\$210,000
-	Tift			\$0
34	Toombs	2,500	\$2.80	\$7,000
-	Towns			\$0
-	Treutlen			\$0
-	Troup			\$0
24	Turner	10,000	\$2.80	\$28,000
36	Twiggs	1,500	\$2.80	\$4,200
-	Union			\$0
30	Upson	5,000	\$2.80	\$14,000
-	Walker			\$0
-	Walton			\$0
-	Ware			\$0
-	Warren			\$0
21	Washington	15,000	\$2.80	\$42,000
30	Wayne	5,000	\$2.80	\$14,000
-	Webster			\$0
24	Wheeler	10,000	\$2.80	\$28,000
-	White			\$0
-	Whitfield			\$0
35	Wilcox	2,000	\$2.80	\$5,600

Rank	County	No. Head	\$/ Hd.	Farm Gate Value
-	Wilkes			\$0
38	Wilkinson	800	\$2.80	\$2,240
6	Worth	240,000	\$2.95	\$708,000
<b>2006Totals</b>		<b>11,972,200</b>		<b>\$23,013,660</b>

**Percent of Livestock / Aquaculture 1.82%**

## Top Ten Counties For Quail



County	# Head	\$/ Hd.	Farm Gate Value
Greene	2,000,000	\$2.80	\$5,600,000
Hancock	2,000,000	\$2.80	\$5,600,000
Lincoln	1,000,000	\$2.80	\$2,800,000
Morgan	4,590,000	\$0.55	\$2,524,500
Colquitt	350,000	\$2.80	\$980,000
Habersham	300,000	\$2.80	\$840,000
Worth	240,000	\$2.95	\$708,000
Oconee	230,000	\$2.80	\$644,000
Seminole	200,000	\$2.80	\$560,000
Burke	130,000	\$2.80	\$364,000

# Sheep

# Farm Gate Value 2006

Rank	County	No. Head	Prod./ Head	\$/ Hd.	Farm Gate Value	Rank	County	No. Head	Prod./ Head	\$/ Hd.	Farm Gate Value
-	Appling				\$0	-	Emanuel				\$0
-	Atkinson				\$0	26	Evans	10	1.25	\$80	\$1,000
-	Bacon				\$0	25	Fannin	15	1.25	\$80	\$1,500
-	Baker				\$0	22	Fayette	25	1.25	\$80	\$2,500
-	Baldwin				\$0	5	Floyd	170	1.25	\$80	\$17,000
7	Banks	150	1.25	\$80	\$15,000	-	Forsyth				\$0
-	Barrow				\$0	10	Franklin	100	1.25	\$80	\$10,000
4	Bartow	225	1.25	\$80	\$22,500	23	Fulton	24	1.25	\$80	\$2,400
-	Ben Hill				\$0	-	Gilmer				\$0
24	Berrien	20	1.25	\$80	\$2,000	-	Glascocock				\$0
-	Bibb				\$0	-	Glynn				\$0
-	Bleckley				\$0	12	Gordon	80	1.25	\$80	\$8,000
-	Brantley				\$0	25	Grady	15	1.25	\$80	\$1,500
2	Brooks	250	1.25	\$80	\$25,000	-	Greene				\$0
13	Bryan	75	1.25	\$80	\$7,500	-	Gwinnett				\$0
10	Bulloch	100	1.25	\$80	\$10,000	16	Habersham	50	1.25	\$80	\$5,000
18	Burke	40	1.25	\$80	\$4,000	-	Hall				\$0
26	Butts	10	1.25	\$80	\$1,000	-	Hancock				\$0
10	Calhoun	100	1.25	\$80	\$10,000	22	Haralson	25	1.25	\$80	\$2,500
-	Camden				\$0	10	Harris	100	1.25	\$80	\$10,000
-	Candler				\$0	20	Hart	30	1.25	\$80	\$3,000
10	Carroll	100	1.25	\$80	\$10,000	24	Heard	20	1.25	\$80	\$2,000
22	Catoosa	25	1.25	\$80	\$2,500	17	Henry	45	1.25	\$80	\$4,500
-	Charlton				\$0	24	Houston	20	1.25	\$80	\$2,000
-	Chatham				\$0	-	Irwin				\$0
-	Chattahoochee				\$0	10	Jackson	100	1.25	\$80	\$10,000
-	Chattooga				\$0	10	Jasper	100	1.25	\$80	\$10,000
-	Cherokee				\$0	-	Jeff Davis				\$0
6	Clarke	160	1.25	\$80	\$16,000	21	Jefferson	26	1.25	\$80	\$2,600
-	Clay				\$0	-	Jenkins				\$0
-	Clayton				\$0	16	Johnson	50	1.25	\$80	\$5,000
22	Clinch	25	1.25	\$80	\$2,500	-	Jones				\$0
-	Cobb				\$0	24	Lamar	20	1.25	\$80	\$2,000
10	Coffee	100	1.25	\$80	\$10,000	22	Lanier	25	1.25	\$80	\$2,500
-	Colquitt				\$0	7	Laurens	150	1.25	\$80	\$15,000
-	Columbia				\$0	-	Lee				\$0
16	Cook	50	1.25	\$80	\$5,000	-	Liberty				\$0
22	Coweta	25	1.25	\$80	\$2,500	20	Lincoln	30	1.25	\$80	\$3,000
-	Crawford				\$0	-	Long				\$0
-	Crisp				\$0	-	Lowndes				\$0
16	Dade	50	1.25	\$80	\$5,000	12	Lumpkin	80	1.25	\$80	\$8,000
13	Dawson	75	1.25	\$80	\$7,500	-	Macon				\$0
-	Decatur				\$0	1	Madison	500	1.25	\$80	\$50,000
-	DeKalb				\$0	19	Marion	35	1.25	\$80	\$3,500
-	Dodge				\$0	-	McDuffie				\$0
-	Dooly				\$0	-	McIntosh				\$0
14	Dougherty	65	1.25	\$80	\$6,500	7	Meriwether	150	1.25	\$80	\$15,000
-	Douglas				\$0	-	Miller				\$0
-	Early				\$0	10	Mitchell	100	1.25	\$80	\$10,000
-	Echols				\$0	-	Monroe				\$0
-	Effingham				\$0	-	Montgomery				\$0
11	Elbert	80	1.25	\$90	\$9,000	-	Morgan				\$0

# Sheep

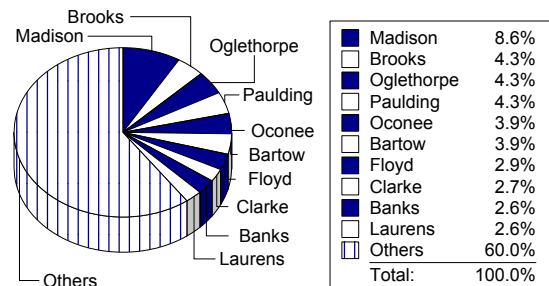
# Farm Gate Value 2006

Rank	County	No. Head	Prod./ Head	\$/ Hd.	Farm Gate Value
15	Murray	60	1.25	\$80	\$6,000
-	Muscogee				\$0
8	Newton	125	1.25	\$80	\$12,500
3	Oconee	230	1.25	\$80	\$23,000
2	Oglethorpe	250	1.25	\$80	\$25,000
2	Paulding	250	1.25	\$80	\$25,000
-	Peach				\$0
20	Pickens	30	1.25	\$80	\$3,000
-	Pierce				\$0
22	Pike	25	1.25	\$80	\$2,500
22	Polk	25	1.25	\$80	\$2,500
-	Pulaski				\$0
16	Putnam	50	1.25	\$80	\$5,000
-	Quitman				\$0
8	Rabun	125	1.25	\$80	\$12,500
-	Randolph				\$0
-	Richmond				\$0
-	Rockdale				\$0
-	Schley				\$0
10	Screven	100	1.25	\$80	\$10,000
17	Seminole	45	1.25	\$80	\$4,500
-	Spalding				\$0
10	Stephens	100	1.25	\$80	\$10,000
-	Stewart				\$0
-	Sumter				\$0
-	Talbot				\$0
-	Taliaferro				\$0
-	Tattnell				\$0
-	Taylor				\$0
-	Telfair				\$0
19	Terrell	35	1.25	\$80	\$3,500
-	Thomas				\$0
20	Tift	30	1.25	\$80	\$3,000
-	Toombs				\$0
20	Towns	30	1.25	\$80	\$3,000
-	Treutlen				\$0
11	Troup	90	1.25	\$80	\$9,000
10	Turner	100	1.25	\$80	\$10,000
-	Twiggs				\$0
-	Union				\$0
9	Upson	75	1.25	\$125	\$11,719
7	Walker	150	1.25	\$80	\$15,000
-	Walton				\$0
-	Ware				\$0
-	Warren				\$0
24	Washington	20	1.25	\$80	\$2,000
26	Wayne	10	1.25	\$80	\$1,000
27	Webster	5	1.25	\$80	\$500
-	Wheeler				\$0
-	White				\$0
26	Whitfield	10	1.25	\$80	\$1,000
-	Wilcox				\$0

Rank	County	No. Head	Prod./ Head	\$/ Hd.	Farm Gate Value
-	Wilkes				\$0
-	Wilkinson				\$0
-	Worth				\$0
<b>2006Totals</b>		<b>5,790</b>			<b>\$584,219</b>

**Percent of Livestock / Aquaculture 0.05%**

## Top Ten Counties For Sheep



## Top Ten Counties Sheep

County	# Head	Prod./ Head	\$/ Hd.	Farm Gate Value
Madison	500	1.25	\$80	\$50,000
Brooks	250	1.25	\$80	\$25,000
Oglethorpe	250	1.25	\$80	\$25,000
Paulding	250	1.25	\$80	\$25,000
Oconee	230	1.25	\$80	\$23,000
Bartow	225	1.25	\$80	\$22,500
Floyd	170	1.25	\$80	\$17,000
Clarke	160	1.25	\$80	\$16,000
Banks	150	1.25	\$80	\$15,000
Laurens	150	1.25	\$80	\$15,000

# Miscellaneous Livestock

# Farm Gate Value 2006

County	Farm Gate Value	County	Farm Gate Value
Appling		Douglas	\$100,000
Atkinson	\$16,000	Early	
Bacon		Echols	
Baker		Effingham	
Baldwin		Elbert	
Banks		Emanuel	
Barrow	\$96,000	Evans	\$3,251,850
Bartow		Fannin	\$261,000
Ben Hill		Fayette	
Berrien	\$37,733	Floyd	
Bibb		Forsyth	
Bleckley		Franklin	
Brantley		Fulton	
Brooks		Gilmer	
Bryan		Glascock	
Bulloch		Glynn	
Burke		Gordon	
Butts		Grady	
Calhoun		Greene	
Camden		Gwinnett	
Candler		Habersham	
Carroll		Hall	
Catoosa		Hancock	
Charlton	\$30,000	Haralson	\$50,000
Chatham		Harris	
Chattahoochee		Hart	
Chattooga		Heard	\$20,000
Cherokee	\$14,720	Henry	
Clarke		Houston	
Clay		Irwin	
Clayton		Jackson	
Clinch	\$4,025,000	Jasper	\$12,500
Cobb		Jeff Davis	
Coffee	\$555,000	Jefferson	
Colquitt	\$767,500	Jenkins	
Columbia	\$700,000	Johnson	
Cook		Jones	
Coweta		Lamar	
Crawford		Lanier	\$372,500
Crisp		Laurens	
Dade		Lee	\$2,100,000
Dawson		Liberty	
Decatur		Lincoln	
DeKalb		Long	
Dodge		Lowndes	
Dooly		Lumpkin	
Dougherty	\$826,000	Macon	

# Miscellaneous Livestock

# Farm Gate Value 2006

County	Farm Gate Value	County	Farm Gate Value
Madison	\$183,150	Turner	
Marion		Twiggs	
McDuffie		Union	
McIntosh		Upson	\$1,050,000
Meriwether		Walker	\$15,000
Miller		Walton	\$39,000
Mitchell	\$4,450,000	Ware	
Monroe		Warren	
Montgomery		Washington	\$18,000
Morgan		Wayne	\$750,000
Murray		Webster	\$104,800
Muscogee		Wheeler	\$449,450
Newton		White	\$492,000
Oconee	\$25,000	Whitfield	
Oglethorpe		Wilcox	
Paulding		Wilkes	
Peach		Wilkinson	
Pickens		Worth	\$536,250
Pierce		<b>2006Totals</b>	<b>\$26,023,643</b>
Pike			
Polk		<b>Percent of Livestock / Aquaculture</b>	<b>2.05%</b>
Pulaski			
Putnam	\$5,000		
Quitman			
Rabun			
Randolph			
Richmond			
Rockdale	\$25,420		
Schley			
Screven			
Seminole			
Spalding			
Stephens	\$51,770		
Stewart			
Sumter			
Talbot			
Taliaferro			
Tattnall	\$2,475,000		
Taylor	\$360,000		
Telfair	\$8,000		
Terrell			
Thomas			
Tift			
Toombs			
Towns	\$1,750,000		
Treutlen			
Troup			

# Total Livestock and Aquaculture Value, 2006

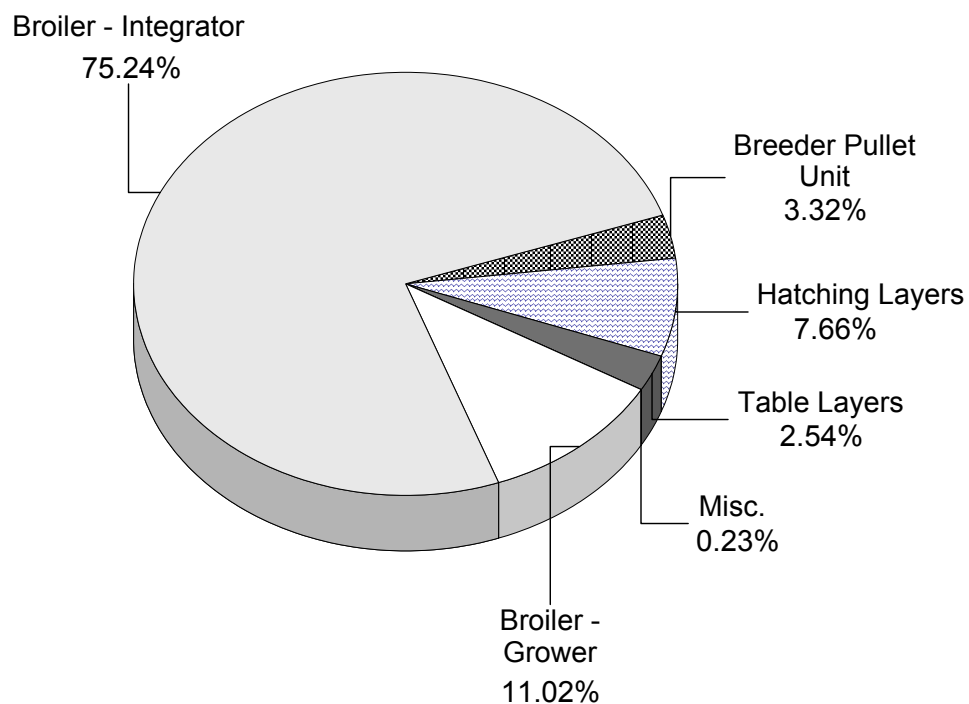
Rank	County	Farm Gate Value	Rank	County	Farm Gate Value	Rank	County	Farm Gate Value
20	Appling	\$14,712,515	72	Evans	\$6,796,148	52	Newton	\$8,452,352
116	Atkinson	\$3,987,239	110	Fannin	\$4,241,414	43	Oconee	\$9,343,050
67	Bacon	\$7,023,474	70	Fayette	\$6,876,895	7	Oglethorpe	\$24,585,270
112	Baker	\$4,200,921	44	Floyd	\$9,293,824	84	Paulding	\$5,674,140
96	Baldwin	\$5,029,825	32	Forsyth	\$11,617,054	61	Peach	\$7,550,019
37	Banks	\$10,407,402	40	Franklin	\$10,066,236	109	Pickens	\$4,272,228
125	Barrow	\$3,456,676	122	Fulton	\$3,555,168	114	Pierce	\$4,170,024
5	Bartow	\$28,759,909	76	Gilmer	\$6,461,679	82	Pike	\$5,758,466
85	Ben Hill	\$5,648,544	129	Glascocock	\$3,182,685	78	Polk	\$6,105,474
55	Berrien	\$8,065,010	121	Glynn	\$3,740,000	142	Pulaski	\$2,104,440
27	Bibb	\$12,819,695	41	Gordon	\$10,005,303	6	Putnam	\$28,177,228
107	Bleckley	\$4,596,178	45	Grady	\$9,259,388	151	Quitman	\$952,497
137	Brantley	\$2,582,486	13	Greene	\$17,248,992	145	Rabun	\$1,802,411
3	Brooks	\$31,709,507	94	Gwinnett	\$5,263,568	130	Randolph	\$3,112,800
146	Bryan	\$1,798,080	25	Habersham	\$13,483,024	106	Richmond	\$4,610,279
11	Bulloch	\$18,664,585	8	Hall	\$22,647,869	35	Rockdale	\$10,969,470
12	Burke	\$18,136,164	39	Hancock	\$10,101,690	139	Schley	\$2,315,118
123	Butts	\$3,485,682	100	Haralson	\$4,941,447	83	Screven	\$5,751,522
131	Calhoun	\$2,985,235	108	Harris	\$4,501,240	58	Seminole	\$7,719,959
156	Camden	\$336,391	16	Hart	\$15,343,967	87	Spalding	\$5,560,070
42	Candler	\$9,732,919	120	Heard	\$3,828,568	36	Stephens	\$10,457,345
10	Carroll	\$21,135,979	48	Henry	\$9,043,851	147	Stewart	\$1,650,193
138	Catoosa	\$2,524,469	79	Houston	\$6,097,421	19	Sumter	\$14,769,647
150	Charlton	\$1,349,994	63	Irwin	\$7,512,513	119	Talbot	\$3,880,188
140	Chatham	\$2,208,787	17	Jackson	\$15,104,750	-	Taliaferro	\$0
157	Chattahoochee	\$83,379	23	Jasper	\$13,877,060	34	Tattnall	\$11,315,612
66	Chattooga	\$7,038,558	59	Jeff Davis	\$7,667,141	117	Taylor	\$3,986,414
29	Cherokee	\$12,222,209	46	Jefferson	\$9,088,289	97	Telfair	\$5,025,689
81	Clarke	\$5,782,276	49	Jenkins	\$8,657,027	98	Terrell	\$5,016,822
132	Clay	\$2,938,235	104	Johnson	\$4,793,439	18	Thomas	\$15,009,876
152	Clayton	\$703,440	105	Jones	\$4,750,337	73	Tift	\$6,715,828
102	Clinch	\$4,819,828	51	Lamar	\$8,493,423	86	Toombs	\$5,631,005
103	Cobb	\$4,800,000	118	Lanier	\$3,889,386	24	Towns	\$13,728,230
30	Coffee	\$12,115,627	31	Laurens	\$12,003,252	127	Treutlen	\$3,313,330
22	Colquitt	\$13,930,283	28	Lee	\$12,523,613	53	Troup	\$8,422,733
54	Columbia	\$8,143,624	153	Liberty	\$667,997	56	Turner	\$7,981,517
111	Cook	\$4,232,766	80	Lincoln	\$5,787,042	148	Twiggs	\$1,637,734
50	Coweta	\$8,578,078	144	Long	\$1,892,983	95	Union	\$5,116,914
143	Crawford	\$1,937,410	90	Lowndes	\$5,423,719	74	Upson	\$6,622,166
92	Crisp	\$5,403,536	126	Lumpkin	\$3,448,503	47	Walker	\$9,079,948
135	Dade	\$2,733,215	4	Macon	\$30,294,068	64	Walton	\$7,494,107
113	Dawson	\$4,172,815	21	Madison	\$14,321,063	115	Ware	\$4,077,740
69	Decatur	\$6,909,164	136	Marion	\$2,612,942	15	Warren	\$15,990,111
154	DeKalb	\$660,000	62	McDuffie	\$7,534,414	91	Washington	\$5,417,632
68	Dodge	\$6,997,670	-	McIntosh	\$0	88	Wayne	\$5,481,197
124	Dooly	\$3,457,623	14	Meriwether	\$16,056,715	128	Webster	\$3,288,691
38	Dougherty	\$10,213,568	65	Miller	\$7,126,196	99	Wheeler	\$4,957,353
134	Douglas	\$2,788,588	2	Mitchell	\$33,351,387	71	White	\$6,850,926
57	Early	\$7,803,228	77	Monroe	\$6,410,281	33	Whitfield	\$11,449,810
155	Echols	\$626,360	60	Montgomery	\$7,634,387	101	Wilcox	\$4,840,100
75	Effingham	\$6,463,720	1	Morgan	\$36,240,703	9	Wilkes	\$21,814,356
93	Elbert	\$5,374,008	141	Murray	\$2,169,248	149	Wilkinson	\$1,453,168
89	Emanuel	\$5,477,854	133	Muscogee	\$2,791,757	26	Worth	\$13,417,709
<b>GEORGIA</b>								<b>\$1,266,366,700</b>

# 2006 Georgia Farm Gate Value

## -Poultry and Eggs-

\$ 4,393,640,206

### Poultry and Eggs 2006 Farm Gate Value



# Broiler - Grower

# Farm Gate Value 2006

Rank	County	No. Houses	Birds/House	Live Rate	Batches	Bird Weight	Price/Lb	Farm Gate Value
41	Appling	76	26,800	0.96	6.00	4.70	\$0.053	\$2,922,433
23	Atkinson	152	21,200	0.96	5.50	6.90	\$0.053	\$6,222,119
76	Bacon	18	27,000	0.96	6.00	4.70	\$0.053	\$697,321
37	Baker	72	23,000	0.96	5.50	6.75	\$0.053	\$3,128,052
80	Baldwin	13	26,000	0.96	6.00	5.35	\$0.053	\$552,038
5	Banks	512	25,600	0.96	5.50	5.75	\$0.053	\$21,090,533
38	Barrow	107	18,000	0.96	5.50	5.80	\$0.053	\$3,126,037
17	Bartow	225	26,000	0.96	5.50	5.35	\$0.053	\$8,758,292
67	Ben Hill	24	21,500	0.96	5.50	7.75	\$0.053	\$1,119,080
69	Berrien	18	28,800	0.96	5.75	6.60	\$0.053	\$1,000,976
81	Bibb	14	26,000	0.96	5.50	5.35	\$0.053	\$544,960
85	Bleckley	5	28,000	0.96	6.00	6.50	\$0.053	\$277,805
-	Brantley							\$0
71	Brooks	20	27,000	0.96	5.00	6.00	\$0.053	\$824,256
-	Bryan							\$0
64	Bulloch	32	27,000	0.96	6.00	5.00	\$0.053	\$1,318,810
-	Burke							\$0
-	Butts							\$0
52	Calhoun	48	24,000	0.96	5.00	7.00	\$0.053	\$2,051,482
-	Camden							\$0
88	Candler	7	26,800	0.96	6.00	4.70	\$0.053	\$269,171
13	Carroll	330	26,000	0.96	5.50	5.35	\$0.053	\$12,845,496
34	Catoosa	106	26,000	0.96	5.50	5.35	\$0.053	\$4,126,129
96	Charlton	4	26,800	0.96	6.00	4.70	\$0.053	\$153,812
-	Chatham							\$0
82	Chattahoochee	10	23,000	0.96	5.50	6.50	\$0.053	\$418,361
90	Chattooga	6	25,000	0.96	5.50	5.35	\$0.053	\$224,572
27	Cherokee	127	26,000	0.96	5.50	5.35	\$0.053	\$4,943,569
84	Clarke	12	20,000	0.96	5.00	5.25	\$0.053	\$320,544
-	Clay							\$0
-	Clayton							\$0
100	Clinch	4	19,500	0.96	5.00	6.00	\$0.053	\$119,059
-	Cobb							\$0
15	Coffee	309	22,500	0.96	5.00	5.50	\$0.053	\$9,727,938
10	Colquitt	346	28,800	0.96	5.50	6.00	\$0.053	\$16,731,298
-	Columbia							\$0
60	Cook	30	28,800	0.96	5.50	6.50	\$0.053	\$1,571,581
-	Coweta							\$0
39	Crawford	78	23,500	0.96	5.50	6.00	\$0.053	\$3,077,680
72	Crisp	18	25,200	0.96	5.50	6.25	\$0.053	\$793,346
59	Dade	41	26,000	0.96	5.50	5.35	\$0.053	\$1,595,956
22	Dawson	165	25,000	0.96	5.50	5.50	\$0.053	\$6,348,870
42	Decatur	68	24,000	0.96	5.00	7.00	\$0.053	\$2,906,266
-	DeKalb							\$0
89	Dodge	6	23,000	0.96	5.50	6.50	\$0.053	\$251,016
58	Dooly	50	24,000	0.96	6.00	4.50	\$0.053	\$1,648,512
97	Dougherty	4	23,000	0.96	5.00	6.50	\$0.053	\$152,131
102	Douglas	2	26,000	0.96	5.50	4.00	\$0.053	\$58,207
94	Early	4	23,000	0.96	5.50	6.50	\$0.053	\$167,344
-	Echols							\$0

# Broiler - Grower

# Farm Gate Value 2006

Rank	County	No. Houses	Birds/House	Live Rate	Batches	Bird Weight	Price/Lb	Farm Gate Value
-	Effingham							\$0
20	Elbert	178	23,000	0.96	6.00	6.00	\$0.053	\$7,498,898
-	Emanuel							\$0
51	Evans	54	26,850	0.96	6.00	4.70	\$0.053	\$2,080,340
57	Fannin	46	25,600	0.96	5.50	5.35	\$0.053	\$1,763,037
-	Fayette							\$0
29	Floyd	104	30,000	0.96	7.50	4.00	\$0.053	\$4,762,368
43	Forsyth	82	19,200	0.96	5.75	6.00	\$0.053	\$2,763,639
1	Franklin	820	25,600	0.96	5.50	5.35	\$0.053	\$31,428,047
-	Fulton							\$0
6	Gilmer	470	25,600	0.96	6.00	5.45	\$0.053	\$20,018,553
-	Glascocock							\$0
-	Glynn							\$0
9	Gordon	432	26,000	0.96	5.50	5.35	\$0.053	\$16,815,921
44	Grady	68	23,000	0.96	5.75	6.00	\$0.053	\$2,745,383
55	Greene	50	24,000	0.96	6.00	5.00	\$0.053	\$1,831,680
77	Gwinnett	16	26,000	0.96	6.00	5.00	\$0.053	\$634,982
4	Habersham	625	25,600	0.96	5.50	5.35	\$0.053	\$23,954,304
2	Hall	675	25,600	0.96	5.50	5.35	\$0.053	\$25,870,648
-	Hancock							\$0
32	Haralson	98	32,000	0.96	5.50	5.00	\$0.053	\$4,387,891
-	Harris							\$0
8	Hart	442	25,600	0.96	5.50	5.35	\$0.053	\$16,940,484
31	Heard	114	26,000	0.96	5.50	5.35	\$0.053	\$4,437,535
-	Henry							\$0
61	Houston	36	23,000	0.96	5.50	6.50	\$0.053	\$1,506,099
82	Irwin	10	23,000	0.96	5.50	6.50	\$0.053	\$418,361
7	Jackson	500	25,600	0.96	5.50	5.35	\$0.053	\$19,163,443
92	Jasper	5	25,600	0.96	5.50	5.00	\$0.053	\$179,098
47	Jeff Davis	36	26,800	0.96	6.00	8.00	\$0.053	\$2,356,273
-	Jefferson							\$0
-	Jenkins							\$0
-	Johnson							\$0
79	Jones	13	25,600	0.96	5.50	6.00	\$0.053	\$558,785
53	Lamar	52	26,000	0.96	5.50	5.35	\$0.053	\$2,024,139
-	Lanier							\$0
-	Laurens							\$0
-	Lee							\$0
-	Liberty							\$0
-	Lincoln							\$0
70	Long	23	27,200	0.96	6.00	5.20	\$0.053	\$993,112
-	Lowndes							\$0
36	Lumpkin	89	25,600	0.96	5.50	5.35	\$0.053	\$3,411,093
14	Macon	258	24,500	0.96	5.50	6.00	\$0.053	\$10,613,212
3	Madison	592	25,600	0.96	5.75	5.50	\$0.053	\$24,385,929
46	Marion	67	23,500	0.96	5.50	6.00	\$0.053	\$2,643,648
-	McDuffie							\$0
-	McIntosh							\$0
-	Meriwether							\$0
86	Miller	6	25,000	0.96	6.00	6.00	\$0.053	\$274,752

# Broiler - Grower

# Farm Gate Value 2006

Rank	County	No. Houses	Birds/House	Live Rate	Batches	Bird Weight	Price/Lb	Farm Gate Value
18	Mitchell	193	23,000	0.96	5.50	7.00	\$0.053	\$8,695,468
40	Monroe	75	25,608	0.96	5.50	5.50	\$0.053	\$2,956,034
-	Montgomery							\$0
25	Morgan	158	23,800	0.96	6.00	5.00	\$0.053	\$5,739,875
19	Murray	218	26,000	0.96	5.50	5.35	\$0.053	\$8,485,812
-	Muscogee							\$0
99	Newton	3	25,600	0.96	6.00	5.35	\$0.053	\$125,433
16	Oconee	251	25,600	0.96	5.50	5.00	\$0.053	\$8,990,700
11	Oglethorpe	358	32,500	0.96	5.50	5.00	\$0.053	\$16,279,692
50	Paulding	55	26,000	0.96	5.50	5.35	\$0.053	\$2,140,916
-	Peach							\$0
24	Pickens	230	20,000	0.96	5.00	5.00	\$0.053	\$5,851,200
96	Pierce	4	26,800	0.96	6.00	4.70	\$0.053	\$153,812
68	Pike	28	26,000	0.96	5.50	5.35	\$0.053	\$1,089,921
56	Polk	50	26,000	0.96	5.50	5.00	\$0.053	\$1,818,960
62	Pulaski	35	23,000	0.96	5.50	6.50	\$0.053	\$1,464,263
-	Putnam							\$0
-	Quitman							\$0
73	Rabun	22	25,600	0.96	5.50	5.00	\$0.053	\$788,029
-	Randolph							\$0
-	Richmond							\$0
-	Rockdale							\$0
48	Schley	56	23,500	0.96	5.50	6.00	\$0.053	\$2,209,617
-	Screven							\$0
-	Seminole							\$0
98	Spalding	4	26,000	0.96	6.00	4.50	\$0.053	\$142,871
28	Stephens	134	25,600	0.96	5.50	5.00	\$0.053	\$4,799,816
83	Stewart	10	23,000	0.96	5.00	6.00	\$0.053	\$351,072
54	Sumter	44	23,700	0.96	6.00	6.00	\$0.053	\$1,910,076
-	Talbot							\$0
-	Taliaferro							\$0
12	Tattnall	355	26,000	0.96	6.50	4.70	\$0.053	\$14,346,964
45	Taylor	88	22,000	0.96	5.50	5.00	\$0.053	\$2,708,851
-	Telfair							\$0
-	Terrell							\$0
66	Thomas	26	23,000	0.96	5.50	7.00	\$0.053	\$1,171,410
-	Tift							\$0
87	Toombs	6	26,800	0.96	6.00	5.50	\$0.053	\$269,990
101	Towns	2	36,000	0.96	4.00	4.00	\$0.053	\$58,614
-	Treutlen							\$0
-	Troup							\$0
63	Turner	32	25,000	0.96	5.50	6.00	\$0.053	\$1,343,232
-	Twiggs							\$0
78	Union	10	50,000	0.96	6.00	4.00	\$0.053	\$610,560
49	Upson	56	26,000	0.96	5.50	5.35	\$0.053	\$2,179,842
26	Walker	135	26,000	0.96	5.50	5.35	\$0.053	\$5,254,975
65	Walton	34	22,500	0.96	5.50	6.00	\$0.053	\$1,284,466
75	Ware	22	26,800	0.96	5.00	4.70	\$0.053	\$704,973
-	Warren							\$0
-	Washington							\$0

# Broiler - Grower

# Farm Gate Value 2006

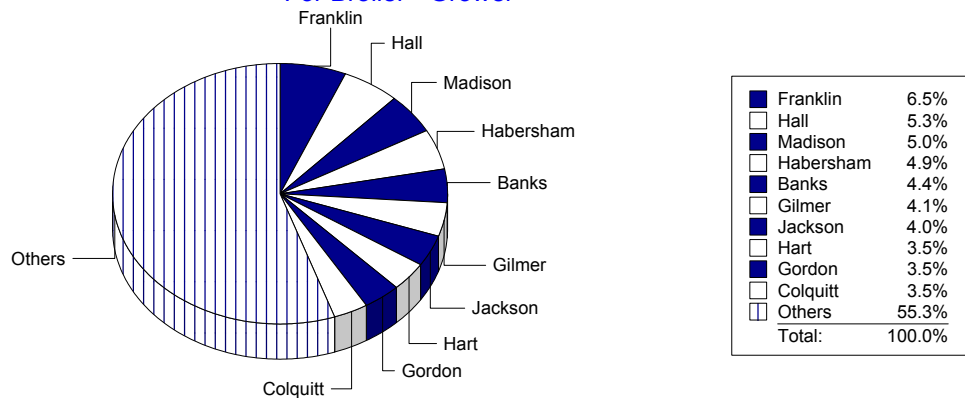
Rank	County	No. Houses	Birds/House	Live Rate	Batches	Bird Weight	Price/Lb	Farm Gate Value
93	Wayne	4	26,800	0.96	7.00	4.50	\$0.053	\$171,812
95	Webster	4	23,000	0.96	5.50	6.00	\$0.053	\$154,472
-	Wheeler							\$0
21	White	190	25,600	0.96	5.50	5.35	\$0.053	\$7,282,108
35	Whitfield	110	26,000	0.96	5.50	5.00	\$0.053	\$4,001,712
30	Wilcox	120	25,500	0.96	5.50	5.50	\$0.053	\$4,709,707
33	Wilkes	100	25,600	0.96	5.50	6.00	\$0.053	\$4,298,342
91	Wilkinson	5	25,000	0.96	6.00	4.75	\$0.053	\$181,260
74	Worth	18	23,500	0.96	6.00	5.50	\$0.053	\$710,234
<b>2006Totals</b>		<b>12,269</b>	<b>25,612</b>	<b>0.96</b>	<b>5.60</b>	<b>5.50</b>	<b>\$0.053</b>	<b>\$483,983,797</b>

Percent of Poultry and Eggs

11.02%

## Top Ten Counties

For Broiler - Grower



## Top Ten Counties

Broiler - Grower

County	No. Houses	Capacity	Live Rate	Batches	Weight	Price	Farm Gate Value
Franklin	820	25,600	0.96	5.50	5.35	\$0.053	\$31,428,047
Hall	675	25,600	0.96	5.50	5.35	\$0.053	\$25,870,648
Madison	592	25,600	0.96	5.75	5.50	\$0.053	\$24,385,929
Habersham	625	25,600	0.96	5.50	5.35	\$0.053	\$23,954,304
Banks	512	25,600	0.96	5.50	5.75	\$0.053	\$21,090,533
Gilmer	470	25,600	0.96	6.00	5.45	\$0.053	\$20,018,553
Jackson	500	25,600	0.96	5.50	5.35	\$0.053	\$19,163,443
Hart	442	25,600	0.96	5.50	5.35	\$0.053	\$16,940,484
Gordon	432	26,000	0.96	5.50	5.35	\$0.053	\$16,815,921
Colquitt	346	28,800	0.96	5.50	6.00	\$0.053	\$16,731,298

# Broiler - Integrator

# Farm Gate Value 2006

Rank	County	No. Houses	Birds/House	Live Rate	Batches	Bird Weight	Price/Lb	Farm Gate Value
41	Appling	76	26,800	0.96	6.00	4.70	\$0.362	\$19,960,770
23	Atkinson	152	21,200	0.96	5.50	6.90	\$0.362	\$42,498,249
76	Bacon	18	27,000	0.96	6.00	4.70	\$0.362	\$4,762,831
37	Baker	72	23,000	0.96	5.50	6.75	\$0.362	\$21,365,182
80	Baldwin	13	26,000	0.96	6.00	5.35	\$0.362	\$3,770,522
5	Banks	512	25,600	0.96	5.50	5.75	\$0.362	\$144,052,322
38	Barrow	107	18,000	0.96	5.50	5.80	\$0.362	\$21,351,420
17	Bartow	225	26,000	0.96	5.50	5.35	\$0.362	\$59,820,790
67	Ben Hill	24	21,500	0.96	5.50	7.75	\$0.362	\$7,643,529
69	Berrien	18	28,800	0.96	5.75	6.60	\$0.362	\$6,836,858
81	Bibb	14	26,000	0.96	5.50	5.35	\$0.362	\$3,722,182
85	Bleckley	5	28,000	0.96	6.00	6.50	\$0.362	\$1,897,459
-	Brantley							\$0
71	Brooks	20	27,000	0.96	5.00	6.00	\$0.362	\$5,629,824
-	Bryan							\$0
64	Bulloch	32	27,000	0.96	6.00	5.00	\$0.362	\$9,007,718
-	Burke							\$0
-	Butts							\$0
52	Calhoun	48	24,000	0.96	5.00	7.00	\$0.362	\$14,012,006
-	Camden							\$0
88	Candler	7	26,800	0.96	6.00	4.70	\$0.362	\$1,838,492
13	Carroll	330	26,000	0.96	5.50	5.35	\$0.362	\$87,737,158
34	Catoosa	106	26,000	0.96	5.50	5.35	\$0.362	\$28,182,239
96	Charlton	4	26,800	0.96	6.00	4.70	\$0.362	\$1,050,567
-	Chatham							\$0
82	Chattahoochee	10	23,000	0.96	5.50	6.50	\$0.362	\$2,857,483
90	Chattooga	6	25,000	0.96	5.50	5.35	\$0.362	\$1,533,866
27	Cherokee	127	26,000	0.96	5.50	5.35	\$0.362	\$33,765,512
84	Clarke	12	20,000	0.96	5.00	5.25	\$0.362	\$2,189,376
-	Clay							\$0
-	Clayton							\$0
100	Clinch	4	19,500	0.96	5.00	6.00	\$0.362	\$813,197
-	Cobb							\$0
15	Coffee	309	22,500	0.96	5.00	5.50	\$0.362	\$66,443,652
10	Colquitt	346	28,800	0.96	5.50	6.00	\$0.362	\$114,277,921
-	Columbia							\$0
60	Cook	30	28,800	0.96	5.50	6.50	\$0.362	\$10,734,198
-	Coweta							\$0
39	Crawford	78	23,500	0.96	5.50	6.00	\$0.362	\$21,021,137
72	Crisp	18	25,200	0.96	5.50	6.25	\$0.362	\$5,418,706
59	Dade	41	26,000	0.96	5.50	5.35	\$0.362	\$10,900,677
22	Dawson	165	25,000	0.96	5.50	5.50	\$0.362	\$43,363,980
42	Decatur	68	24,000	0.96	5.00	7.00	\$0.362	\$19,850,342
-	DeKalb							\$0
89	Dodge	6	23,000	0.96	5.50	6.50	\$0.362	\$1,714,490
58	Dooly	50	24,000	0.96	6.00	4.50	\$0.362	\$11,259,648
97	Dougherty	4	23,000	0.96	5.00	6.50	\$0.362	\$1,039,085
102	Douglas	2	26,000	0.96	5.50	4.00	\$0.362	\$397,563
94	Early	4	23,000	0.96	5.50	6.50	\$0.362	\$1,142,993
-	Echols							\$0

# Broiler - Integrator

# Farm Gate Value 2006

Rank	County	No. Houses	Birds/House	Live Rate	Batches	Bird Weight	Price/Lb	Farm Gate Value
-	Effingham							\$0
20	Elbert	178	23,000	0.96	6.00	6.00	\$0.362	\$51,218,888
-	Emanuel							\$0
51	Evans	54	26,850	0.96	6.00	4.70	\$0.362	\$14,209,113
57	Fannin	46	25,600	0.96	5.50	5.35	\$0.362	\$12,041,874
-	Fayette							\$0
29	Floyd	104	30,000	0.96	7.50	4.00	\$0.362	\$32,527,872
43	Forsyth	82	19,200	0.96	5.75	6.00	\$0.362	\$18,876,174
1	Franklin	820	25,600	0.96	5.50	5.35	\$0.362	\$214,659,490
-	Fulton							\$0
6	Gilmer	470	25,600	0.96	6.00	5.45	\$0.362	\$136,730,493
-	Glascocock							\$0
-	Glynn							\$0
9	Gordon	432	26,000	0.96	5.50	5.35	\$0.362	\$114,855,916
44	Grady	68	23,000	0.96	5.75	6.00	\$0.362	\$18,751,484
55	Greene	50	24,000	0.96	6.00	5.00	\$0.362	\$12,510,720
77	Gwinnett	16	26,000	0.96	6.00	5.00	\$0.362	\$4,337,050
4	Habersham	625	25,600	0.96	5.50	5.35	\$0.362	\$163,612,416
2	Hall	675	25,600	0.96	5.50	5.35	\$0.362	\$176,701,409
-	Hancock							\$0
32	Haralson	98	32,000	0.96	5.50	5.00	\$0.362	\$29,970,125
-	Harris							\$0
8	Hart	442	25,600	0.96	5.50	5.35	\$0.362	\$115,706,701
31	Heard	114	26,000	0.96	5.50	5.35	\$0.362	\$30,309,200
-	Henry							\$0
61	Houston	36	23,000	0.96	5.50	6.50	\$0.362	\$10,286,940
82	Irwin	10	23,000	0.96	5.50	6.50	\$0.362	\$2,857,483
7	Jackson	500	25,600	0.96	5.50	5.35	\$0.362	\$130,889,933
92	Jasper	5	25,600	0.96	5.50	5.00	\$0.362	\$1,223,270
47	Jeff Davis	36	26,800	0.96	6.00	8.00	\$0.362	\$16,093,790
-	Jefferson							\$0
-	Jenkins							\$0
-	Johnson							\$0
79	Jones	13	25,600	0.96	5.50	6.00	\$0.362	\$3,816,604
53	Lamar	52	26,000	0.96	5.50	5.35	\$0.362	\$13,825,249
-	Lanier							\$0
-	Laurens							\$0
-	Lee							\$0
-	Liberty							\$0
-	Lincoln							\$0
70	Long	23	27,200	0.96	6.00	5.20	\$0.362	\$6,783,146
-	Lowndes							\$0
36	Lumpkin	89	25,600	0.96	5.50	5.35	\$0.362	\$23,298,408
14	Macon	258	24,500	0.96	5.50	6.00	\$0.362	\$72,490,239
3	Madison	592	25,600	0.96	5.75	5.50	\$0.362	\$166,560,498
46	Marion	67	23,500	0.96	5.50	6.00	\$0.362	\$18,056,618
-	McDuffie							\$0
-	McIntosh							\$0
-	Meriwether							\$0
86	Miller	6	25,000	0.96	6.00	6.00	\$0.362	\$1,876,608

# Broiler - Integrator

# Farm Gate Value 2006

Rank	County	No. Houses	Birds/House	Live Rate	Batches	Bird Weight	Price/Lb	Farm Gate Value
18	Mitchell	193	23,000	0.96	5.50	7.00	\$0.362	\$59,391,689
40	Monroe	75	25,608	0.96	5.50	5.50	\$0.362	\$20,190,269
-	Montgomery							\$0
25	Morgan	158	23,800	0.96	6.00	5.00	\$0.362	\$39,204,426
19	Murray	218	26,000	0.96	5.50	5.35	\$0.362	\$57,959,698
-	Muscogee							\$0
99	Newton	3	25,600	0.96	6.00	5.35	\$0.362	\$856,734
16	Oconee	251	25,600	0.96	5.50	5.00	\$0.362	\$61,408,174
11	Oglethorpe	358	32,500	0.96	5.50	5.00	\$0.362	\$111,193,368
50	Paulding	55	26,000	0.96	5.50	5.35	\$0.362	\$14,622,860
-	Peach							\$0
24	Pickens	230	20,000	0.96	5.00	5.00	\$0.362	\$39,964,800
96	Pierce	4	26,800	0.96	6.00	4.70	\$0.362	\$1,050,567
68	Pike	28	26,000	0.96	5.50	5.35	\$0.362	\$7,444,365
56	Polk	50	26,000	0.96	5.50	5.00	\$0.362	\$12,423,840
62	Pulaski	35	23,000	0.96	5.50	6.50	\$0.362	\$10,001,191
-	Putnam							\$0
-	Quitman							\$0
73	Rabun	22	25,600	0.96	5.50	5.00	\$0.362	\$5,382,390
-	Randolph							\$0
-	Richmond							\$0
-	Rockdale							\$0
48	Schley	56	23,500	0.96	5.50	6.00	\$0.362	\$15,092,099
-	Screven							\$0
-	Seminole							\$0
98	Spalding	4	26,000	0.96	6.00	4.50	\$0.362	\$975,836
28	Stephens	134	25,600	0.96	5.50	5.00	\$0.362	\$32,783,647
83	Stewart	10	23,000	0.96	5.00	6.00	\$0.362	\$2,397,888
54	Sumter	44	23,700	0.96	6.00	6.00	\$0.362	\$13,046,179
-	Talbot							\$0
-	Taliaferro							\$0
12	Tattnall	355	26,000	0.96	6.50	4.70	\$0.362	\$97,992,473
45	Taylor	88	22,000	0.96	5.50	5.00	\$0.362	\$18,501,965
-	Telfair							\$0
-	Terrell							\$0
66	Thomas	26	23,000	0.96	5.50	7.00	\$0.362	\$8,000,953
-	Tift							\$0
87	Toombs	6	26,800	0.96	6.00	5.50	\$0.362	\$1,844,080
101	Towns	2	36,000	0.96	4.00	4.00	\$0.362	\$400,343
-	Treutlen							\$0
-	Troup							\$0
63	Turner	32	25,000	0.96	5.50	6.00	\$0.362	\$9,174,528
-	Twiggs							\$0
78	Union	10	50,000	0.96	6.00	4.00	\$0.362	\$4,170,240
49	Upson	56	26,000	0.96	5.50	5.35	\$0.362	\$14,888,730
26	Walker	135	26,000	0.96	5.50	5.35	\$0.362	\$35,892,474
65	Walton	34	22,500	0.96	5.50	6.00	\$0.362	\$8,773,142
75	Ware	22	26,800	0.96	5.00	4.70	\$0.362	\$4,815,098
-	Warren							\$0
-	Washington							\$0

# Broiler - Integrator

# Farm Gate Value 2006

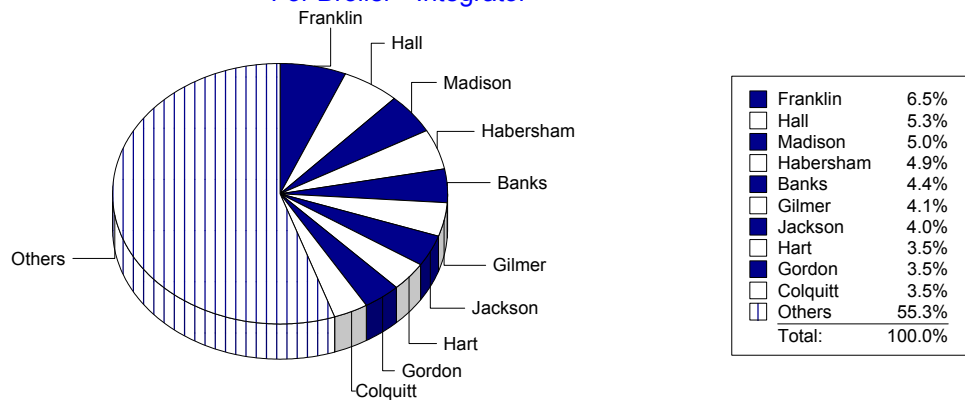
Rank	County	No. Houses	Birds/House	Live Rate	Batches	Bird Weight	Price/Lb	Farm Gate Value
93	Wayne	4	26,800	0.96	7.00	4.50	\$0.362	\$1,173,506
95	Webster	4	23,000	0.96	5.50	6.00	\$0.362	\$1,055,071
-	Wheeler							\$0
21	White	190	25,600	0.96	5.50	5.35	\$0.362	\$49,738,174
35	Whitfield	110	26,000	0.96	5.50	5.00	\$0.362	\$27,332,448
30	Wilcox	120	25,500	0.96	5.50	5.50	\$0.362	\$32,168,189
33	Wilkes	100	25,600	0.96	5.50	6.00	\$0.362	\$29,358,490
91	Wilkinson	5	25,000	0.96	6.00	4.75	\$0.362	\$1,238,040
74	Worth	18	23,500	0.96	6.00	5.50	\$0.362	\$4,851,032
<b>2006Totals</b>		<b>12,269</b>	<b>25,612</b>	<b>0.96</b>	<b>5.60</b>	<b>5.50</b>	<b>\$0.362</b>	<b>\$3,305,700,651</b>

Percent of Poultry and Eggs

75.24%

## Top Ten Counties

For Broiler - Integrator



## Top Ten Counties

Broiler - Integrator

County	No. Houses	Capacity	Live Rate	Batches	Weight	Price	Farm Gate Value
Franklin	820	25,600	0.96	5.50	5.35	\$0.362	\$214,659,490
Hall	675	25,600	0.96	5.50	5.35	\$0.362	\$176,701,409
Madison	592	25,600	0.96	5.75	5.50	\$0.362	\$166,560,498
Habersham	625	25,600	0.96	5.50	5.35	\$0.362	\$163,612,416
Banks	512	25,600	0.96	5.50	5.75	\$0.362	\$144,052,322
Gilmer	470	25,600	0.96	6.00	5.45	\$0.362	\$136,730,493
Jackson	500	25,600	0.96	5.50	5.35	\$0.362	\$130,889,933
Hart	442	25,600	0.96	5.50	5.35	\$0.362	\$115,706,701
Gordon	432	26,000	0.96	5.50	5.35	\$0.362	\$114,855,916
Colquitt	346	28,800	0.96	5.50	6.00	\$0.362	\$114,277,921

# Breeder Pullet Unit

# Farm Gate Value 2006

Rank	County	No. Houses	Capacity per House	Price	Farm Gate Value	Rank	County	No. Houses	Capacity per House	Price	Farm Gate Value
24	Appling	8	12,000	\$14.00	\$1,344,000	-	Echols				\$0
34	Atkinson	2	12,650	\$14.00	\$354,200	-	Effingham				\$0
-	Bacon				\$0	-	Elbert				\$0
-	Baker				\$0	-	Emanuel				\$0
-	Baldwin				\$0	31	Evans	2	24,000	\$14.00	\$672,000
5	Banks	46	12,000	\$14.00	\$7,728,000	31	Fannin	4	12,000	\$14.00	\$672,000
22	Barrow	10	11,000	\$14.00	\$1,540,000	-	Fayette				\$0
19	Bartow	12	12,000	\$14.00	\$2,016,000	35	Floyd	2	12,000	\$14.00	\$336,000
-	Ben Hill				\$0	26	Forsyth	10	9,000	\$14.00	\$1,260,000
14	Berrien	18	11,600	\$14.00	\$2,923,200	10	Franklin	24	12,000	\$14.00	\$4,032,000
-	Bibb				\$0	-	Fulton				\$0
-	Bleckley				\$0	4	Gilmer	54	12,000	\$14.00	\$9,072,000
-	Brantley				\$0	-	Glascocock				\$0
-	Brooks				\$0	-	Glynn				\$0
-	Bryan				\$0	7	Gordon	34	12,000	\$14.00	\$5,712,000
-	Bulloch				\$0	17	Grady	12	13,500	\$14.00	\$2,268,000
-	Burke				\$0	-	Greene				\$0
-	Butts				\$0	-	Gwinnett				\$0
-	Calhoun				\$0	2	Habersham	125	12,000	\$14.00	\$21,000,000
-	Camden				\$0	1	Hall	77	20,000	\$14.00	\$21,560,000
-	Candler				\$0	-	Hancock				\$0
12	Carroll	20	12,000	\$14.00	\$3,360,000	-	Haralson				\$0
-	Catoosa				\$0	-	Harris				\$0
24	Charlton	8	12,000	\$14.00	\$1,344,000	6	Hart	37	12,000	\$14.00	\$6,216,000
-	Chatham				\$0	32	Heard	3	12,000	\$14.00	\$504,000
-	Chattahoochee				\$0	-	Henry				\$0
-	Chattooga				\$0	-	Houston				\$0
35	Cherokee	2	12,000	\$14.00	\$336,000	-	Irwin				\$0
-	Clarke				\$0	3	Jackson	66	12,000	\$14.00	\$11,088,000
-	Clay				\$0	11	Jasper	3	84,000	\$14.00	\$3,528,000
-	Clayton				\$0	-	Jeff Davis				\$0
-	Clinch				\$0	-	Jefferson				\$0
-	Cobb				\$0	-	Jenkins				\$0
20	Coffee	10	14,000	\$14.00	\$1,960,000	-	Johnson				\$0
18	Colquitt	18	10,000	\$12.00	\$2,160,000	-	Jones				\$0
-	Columbia				\$0	-	Lamar				\$0
-	Cook				\$0	-	Lanier				\$0
-	Coweta				\$0	-	Laurens				\$0
-	Crawford				\$0	-	Lee				\$0
-	Crisp				\$0	-	Liberty				\$0
35	Dade	2	12,000	\$14.00	\$336,000	-	Lincoln				\$0
16	Dawson	17	10,000	\$14.00	\$2,380,000	30	Long	2	27,200	\$14.00	\$761,600
-	Decatur				\$0	-	Lowndes				\$0
-	DeKalb				\$0	21	Lumpkin	10	12,000	\$14.00	\$1,680,000
-	Dodge				\$0	9	Macon	22	16,000	\$14.00	\$4,928,000
-	Dooly				\$0	8	Madison	30	12,000	\$14.00	\$5,040,000
-	Dougherty				\$0	28	Marion	4	16,000	\$14.00	\$896,000
-	Douglas				\$0	-	McDuffie				\$0
-	Early				\$0	-	McIntosh				\$0

# Breeder Pullet Unit

# Farm Gate Value 2006

Rank	County	No. Houses	Capacity per House	Price	Farm Gate Value
-	Meriwether				\$0
-	Miller				\$0
-	Mitchell				\$0
13	Monroe	5	45,150	\$14.00	\$3,160,500
-	Montgomery				\$0
-	Morgan				\$0
-	Murray				\$0
-	Muscogee				\$0
-	Newton				\$0
29	Oconee	5	12,000	\$14.00	\$840,000
15	Oglethorpe	19	10,353	\$14.00	\$2,753,898
-	Paulding				\$0
-	Peach				\$0
19	Pickens	12	12,000	\$14.00	\$2,016,000
-	Pierce				\$0
-	Pike				\$0
-	Polk				\$0
-	Pulaski				\$0
-	Putnam				\$0
-	Quitman				\$0
-	Rabun				\$0
-	Randolph				\$0
-	Richmond				\$0
-	Rockdale				\$0
36	Schley	2	10,000	\$14.00	\$280,000
-	Screven				\$0
-	Seminole				\$0
-	Spalding				\$0
-	Stephens				\$0
-	Stewart				\$0
25	Sumter	6	15,150	\$14.00	\$1,272,600
-	Talbot				\$0
-	Taliaferro				\$0
27	Tattnall	6	13,000	\$14.00	\$1,092,000
-	Taylor				\$0
-	Telfair				\$0
-	Terrell				\$0
-	Thomas				\$0
33	Tift	2	16,500	\$14.00	\$462,000
-	Toombs				\$0
-	Towns				\$0
-	Treutlen				\$0
-	Troup				\$0
-	Turner				\$0
-	Twiggs				\$0
23	Union	10	10,000	\$14.00	\$1,400,000
-	Upson				\$0
32	Walker	3	12,000	\$14.00	\$504,000
-	Walton				\$0

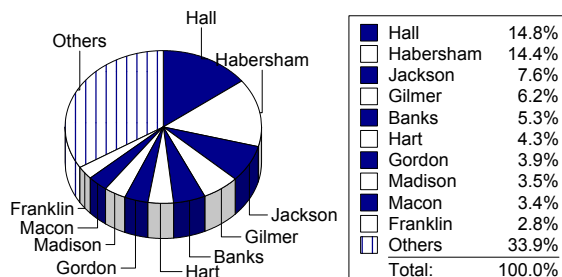
Rank	County	No. Houses	Capacity per House	Price	Farm Gate Value
26	Ware	6	15,000	\$14.00	\$1,260,000
-	Warren				\$0
-	Washington				\$0
-	Wayne				\$0
-	Webster				\$0
-	Wheeler				\$0
21	White	10	12,000	\$14.00	\$1,680,000
-	Whitfield				\$0
-	Wilcox				\$0
-	Wilkes				\$0
-	Wilkinson				\$0
-	Worth				\$0

**2006 Totals**      **780**      **13,378**      **\$145,727,998**

**Percent of Poultry and Eggs**      **3.32%**

## Top Ten Counties

For Breeder Pullet Unit



## Top Ten Counties

Breeder Pullet Unit

County	No. Houses	Capacity	Price	Farm Gate Value
Hall	77	20,000	\$12.00	\$18,480,000
Habersham	100	12,000	\$12.00	\$14,400,000
Jackson	66	12,000	\$12.00	\$9,504,000
Gilmer	63	12,000	\$12.00	\$9,072,000
Banks	46	12,000	\$12.00	\$6,624,000
Gordon	34	12,000	\$12.00	\$4,896,000
Hart	34	12,000	\$12.00	\$4,896,000
Dawson	30	12,000	\$12.00	\$4,320,000
Macon	22	16,000	\$12.00	\$4,224,000
Madison	29	12,000	\$12.00	\$4,176,000

# Hatching Layers

# Farm Gate Value 2006

Rank	County	No. Houses	Capacity per House	Price	Farm Gate Value	Rank	County	No. Houses	Capacity per House	Price	Farm Gate Value
14	Appling	24	10,000	\$29.40	\$7,056,000	-	Echols				\$0
29	Atkinson	4	13,200	\$29.40	\$1,552,320	-	Effingham				\$0
28	Bacon	2	30,000	\$29.40	\$1,764,000	7	Elbert	37	12,000	\$29.40	\$13,053,600
17	Baker	22	8,000	\$29.40	\$5,174,400	-	Emanuel				\$0
-	Baldwin				\$0	28	Evans	6	10,000	\$29.40	\$1,764,000
6	Banks	45	10,000	\$29.40	\$13,230,000	19	Fannin	16	10,000	\$29.40	\$4,704,000
36	Barrow	3	9,333	\$29.40	\$823,171	-	Fayette				\$0
15	Bartow	22	10,000	\$29.40	\$6,468,000	37	Floyd	2	10,000	\$29.40	\$588,000
-	Ben Hill				\$0	27	Forsyth	8	9,000	\$29.40	\$2,116,800
18	Berrien	15	11,000	\$29.40	\$4,851,000	2	Franklin	97	10,000	\$29.40	\$28,518,000
-	Bibb				\$0	-	Fulton				\$0
-	Bleckley				\$0	9	Gilmer	40	10,000	\$29.40	\$11,760,000
-	Brantley				\$0	-	Glascocock				\$0
25	Brooks	8	10,000	\$29.40	\$2,352,000	-	Glynn				\$0
-	Bryan				\$0	5	Gordon	78	8,800	\$29.40	\$20,180,160
-	Bulloch				\$0	25	Grady	8	10,000	\$29.40	\$2,352,000
-	Burke				\$0	-	Greene				\$0
-	Butts				\$0	-	Gwinnett				\$0
-	Calhoun				\$0	4	Habersham	80	10,000	\$29.40	\$23,520,000
-	Camden				\$0	16	Hall	20	10,000	\$29.40	\$5,880,000
23	Candler	10	10,000	\$29.40	\$2,940,000	-	Hancock				\$0
-	Carroll				\$0	-	Haralson				\$0
28	Catoosa	6	10,000	\$29.40	\$1,764,000	-	Harris				\$0
30	Charlton	4	13,000	\$29.40	\$1,528,800	1	Hart	91	11,000	\$29.40	\$29,429,400
-	Chatham				\$0	13	Heard	26	10,000	\$29.40	\$7,644,000
-	Chattahoochee				\$0	-	Henry				\$0
25	Chattooga	8	10,000	\$29.40	\$2,352,000	-	Houston				\$0
-	Cherokee				\$0	37	Irwin	2	10,000	\$29.40	\$588,000
-	Clarke				\$0	3	Jackson	90	10,000	\$29.40	\$26,460,000
-	Clay				\$0	-	Jasper				\$0
-	Clayton				\$0	-	Jeff Davis				\$0
-	Clinch				\$0	-	Jefferson				\$0
-	Cobb				\$0	-	Jenkins				\$0
34	Coffee	3	13,000	\$29.40	\$1,146,600	-	Johnson				\$0
10	Colquitt	40	10,000	\$29.06	\$11,624,000	-	Jones				\$0
-	Columbia				\$0	-	Lamar				\$0
25	Cook	8	10,000	\$29.40	\$2,352,000	31	Lanier	3	15,000	\$29.40	\$1,323,000
-	Coweta				\$0	-	Laurens				\$0
-	Crawford				\$0	-	Lee				\$0
-	Crisp				\$0	-	Liberty				\$0
20	Dade	14	10,000	\$29.40	\$4,116,000	-	Lincoln				\$0
33	Dawson	4	10,000	\$29.40	\$1,176,000	21	Long	2	60,000	\$29.40	\$3,528,000
25	Decatur	8	10,000	\$29.40	\$2,352,000	-	Lowndes				\$0
-	DeKalb				\$0	20	Lumpkin	14	10,000	\$29.40	\$4,116,000
-	Dodge				\$0	12	Macon	22	13,000	\$29.40	\$8,408,400
-	Dooly				\$0	9	Madison	40	10,000	\$29.40	\$11,760,000
-	Dougherty				\$0	32	Marion	4	10,500	\$29.40	\$1,234,800
-	Douglas				\$0	-	McDuffie				\$0
-	Early				\$0	-	McIntosh				\$0

# Hatching Layers

Rank	County	No. Houses	Capacity per House	Price	Farm Gate Value
-	Meriwether				\$0
-	Miller				\$0
19	Mitchell	16	10,000	\$29.40	\$4,704,000
-	Monroe				\$0
-	Montgomery				\$0
30	Morgan	4	13,000	\$29.40	\$1,528,800
38	Murray	15	1,200	\$29.40	\$529,200
-	Muscogee				\$0
-	Newton				\$0
-	Oconee				\$0
21	Oglethorpe	12	10,000	\$29.40	\$3,528,000
-	Paulding				\$0
-	Peach				\$0
25	Pickens	8	10,000	\$29.40	\$2,352,000
-	Pierce				\$0
-	Pike				\$0
-	Polk				\$0
-	Pulaski				\$0
-	Putnam				\$0
-	Quitman				\$0
-	Rabun				\$0
-	Randolph				\$0
-	Richmond				\$0
-	Rockdale				\$0
-	Schley				\$0
-	Screven				\$0
-	Seminole				\$0
-	Spalding				\$0
16	Stephens	10	20,000	\$29.40	\$5,880,000
-	Stewart				\$0
-	Sumter				\$0
-	Talbot				\$0
-	Taliaferro				\$0
11	Tattnall	36	10,400	\$29.40	\$11,007,360
39	Taylor	1	14,000	\$29.40	\$411,600
-	Telfair				\$0
-	Terrell				\$0
33	Thomas	4	10,000	\$29.40	\$1,176,000
-	Tift				\$0
24	Toombs	8	12,000	\$29.40	\$2,822,400
-	Towns				\$0
-	Treutlen				\$0
-	Troup				\$0
-	Turner				\$0
-	Twiggs				\$0
26	Union	10	7,500	\$29.40	\$2,205,000
-	Upson				\$0
35	Walker	3	10,000	\$29.40	\$882,000
-	Walton				\$0

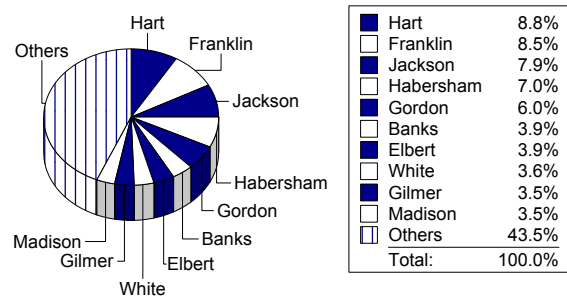
# Farm Gate Value 2006

Rank	County	No. Houses	Capacity per House	Price	Farm Gate Value
22	Ware	8	13,250	\$29.40	\$3,116,400
-	Warren				\$0
-	Washington				\$0
-	Wayne				\$0
-	Webster				\$0
-	Wheeler				\$0
8	White	41	10,000	\$29.40	\$12,054,000
-	Whitfield				\$0
-	Wilcox				\$0
-	Wilkes				\$0
-	Wilkinson				\$0
37	Worth	2	10,000	\$29.40	\$588,000

**2006 Totals**      **1,114**      **\$336,335,211**

**Percent of Poultry and Eggs**      **7.66%**

## Top Ten Counties For Layers - Hatching egg prod



## Top Ten Counties Hatching Layers

County	No. Houses	Capacity	Price	Farm Gate Value
Hart	89	11,000	\$29.06	\$28,449,740
Franklin	95	10,000	\$29.06	\$27,607,000
Jackson	90	10,000	\$29.06	\$26,154,000
Habersham	80	10,000	\$29.06	\$23,248,000
Gordon	80	8,800	\$29.06	\$20,458,240
Banks	45	10,000	\$29.06	\$13,077,000
Elbert	36	12,000	\$29.06	\$12,553,920
Gilmer	43	10,000	\$29.06	\$12,495,800
White	41	10,000	\$29.06	\$11,914,600
Madison	40	10,000	\$29.06	\$11,624,000

# Table Layers

# Farm Gate Value 2006

Rank	County	No. Houses	Capacity per House	Price	Farm Gate Value	Rank	County	No. Houses	Capacity per House	Price	Farm Gate Value
-	Appling				\$0	-	Echols				\$0
-	Atkinson				\$0	-	Effingham				\$0
8	Bacon	8	82,000	\$9.50	\$6,232,000	-	Elbert				\$0
-	Baker				\$0	-	Emanuel				\$0
-	Baldwin				\$0	-	Evans				\$0
19	Banks	6	10,000	\$9.50	\$570,000	-	Fannin				\$0
-	Barrow				\$0	23	Fayette	1	200	\$9.50	\$1,900
-	Bartow				\$0	-	Floyd				\$0
-	Ben Hill				\$0	-	Forsyth				\$0
-	Berrien				\$0	10	Franklin	21	10,000	\$9.50	\$1,995,000
-	Bibb				\$0	-	Fulton				\$0
-	Bleckley				\$0	-	Gilmer				\$0
7	Brantley	8	87,000	\$9.50	\$6,612,000	-	Glascocock				\$0
-	Brooks				\$0	-	Glynn				\$0
-	Bryan				\$0	14	Gordon	3	33,500	\$9.50	\$954,750
-	Bulloch				\$0	-	Grady				\$0
-	Burke				\$0	-	Greene				\$0
-	Butts				\$0	-	Gwinnett				\$0
-	Calhoun				\$0	-	Habersham				\$0
-	Camden				\$0	3	Hall	40	40,000	\$9.50	\$15,200,000
-	Candler				\$0	-	Hancock				\$0
-	Carroll				\$0	-	Haralson				\$0
-	Catoosa				\$0	22	Harris	2	10,000	\$9.50	\$190,000
18	Charlton	2	32,500	\$9.50	\$617,500	2	Hart	18	110,000	\$9.50	\$18,810,000
-	Chatham				\$0	-	Heard				\$0
-	Chattahoochee				\$0	-	Henry				\$0
-	Chattooga				\$0	-	Houston				\$0
-	Cherokee				\$0	-	Irwin				\$0
-	Clarke				\$0	5	Jackson	90	10,000	\$9.50	\$8,550,000
-	Clay				\$0	4	Jasper	14	75,000	\$9.50	\$9,975,000
-	Clayton				\$0	16	Jeff Davis	8	10,000	\$9.50	\$760,000
19	Clinch	4	15,000	\$9.50	\$570,000	-	Jefferson				\$0
-	Cobb				\$0	-	Jenkins				\$0
-	Coffee				\$0	-	Johnson				\$0
-	Colquitt				\$0	-	Jones				\$0
-	Columbia				\$0	-	Lamar				\$0
-	Cook				\$0	-	Lanier				\$0
-	Coweta				\$0	-	Laurens				\$0
-	Crawford				\$0	-	Lee				\$0
-	Crisp				\$0	-	Liberty				\$0
-	Dade				\$0	-	Lincoln				\$0
-	Dawson				\$0	-	Long				\$0
-	Decatur				\$0	-	Lowndes				\$0
-	DeKalb				\$0	-	Lumpkin				\$0
-	Dodge				\$0	-	Macon				\$0
-	Dooly				\$0	11	Madison	16	12,000	\$9.50	\$1,824,000
-	Dougherty				\$0	-	Marion				\$0
-	Douglas				\$0	-	McDuffie				\$0
-	Early				\$0	-	McIntosh				\$0

# Table Layers

Rank	County	No. Houses	Capacity per House	Price	Farm Gate Value
-	Meriwether				\$0
-	Miller				\$0
-	Mitchell				\$0
-	Monroe				\$0
13	Montgomery	3	36,000	\$9.50	\$1,026,000
9	Morgan	4	100,000	\$9.50	\$3,800,000
-	Murray				\$0
-	Muscogee				\$0
-	Newton				\$0
-	Oconee				\$0
-	Oglethorpe				\$0
-	Paulding				\$0
-	Peach				\$0
-	Pickens				\$0
15	Pierce	2	50,000	\$9.50	\$950,000
-	Pike				\$0
-	Polk				\$0
-	Pulaski				\$0
1	Putnam	20	110,000	\$9.50	\$20,900,000
-	Quitman				\$0
-	Rabun				\$0
-	Randolph				\$0
-	Richmond				\$0
-	Rockdale				\$0
-	Schley				\$0
-	Screven				\$0
-	Seminole				\$0
-	Spalding				\$0
-	Stephens				\$0
-	Stewart				\$0
-	Sumter				\$0
-	Talbot				\$0
-	Taliaferro				\$0
-	Tattnall				\$0
20	Taylor	1	40,000	\$9.50	\$380,000
21	Telfair	3	10,000	\$9.50	\$285,000
-	Terrell				\$0
-	Thomas				\$0
-	Tift				\$0
-	Toombs				\$0
-	Towns				\$0
-	Treutlen				\$0
-	Troup				\$0
-	Turner				\$0
-	Twiggs				\$0
17	Union	10	7,500	\$9.50	\$712,500
-	Upson				\$0
-	Walker				\$0
12	Walton	4	37,000	\$9.50	\$1,406,000

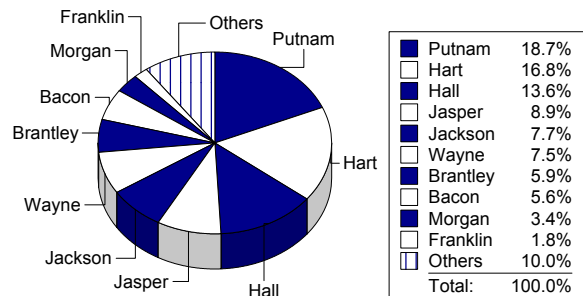
# Farm Gate Value 2006

Rank	County	No. Houses	Capacity per House	Price	Farm Gate Value
-	Ware				\$0
-	Warren				\$0
-	Washington				\$0
6	Wayne	9	98,000	\$9.50	\$8,379,000
-	Webster				\$0
-	Wheeler				\$0
20	White	4	10,000	\$9.50	\$380,000
19	Whitfield	6	10,000	\$9.50	\$570,000
-	Wilcox				\$0
-	Wilkes				\$0
-	Wilkinson				\$0
-	Worth				\$0

**2006 Totals**      **307**      **\$111,650,650**

**Percent of Poultry and Eggs**      **2.54%**

## Top Ten Counties For Layers - Table egg production



## Top Ten Counties Table Layers

County	No. Houses	Capacity	Price	Farm Gate Value
Hart	22	110,000	\$8.29	\$20,061,800
Putnam	20	100,000	\$8.29	\$16,580,000
Hall	40	40,000	\$8.29	\$13,264,000
Jasper	14	75,000	\$8.29	\$8,704,500
Jackson	90	10,000	\$8.29	\$7,461,000
Wayne	9	98,000	\$8.29	\$7,311,780
Bacon	8	82,000	\$8.29	\$5,438,240
Brantley	8	80,000	\$8.29	\$5,305,600
Morgan	4	100,000	\$8.29	\$3,316,000
Franklin	21	10,000	\$8.29	\$1,740,900

# Miscellaneous Poultry

# Farm Gate Value 2006

County	Farm Gate Value	County	Farm Gate Value
Appling		Early	
Atkinson		Echols	
Bacon		Effingham	
Baker		Elbert	
Baldwin		Emanuel	
Banks		Evans	
Barrow	\$2,009,000	Fannin	
Bartow		Fayette	\$10,000
Ben Hill		Floyd	
Berrien		Forsyth	
Bibb		Franklin	
Bleckley		Fulton	
Brantley	\$2,700,000	Gilmer	
Brooks		Glascocock	
Bryan		Glynn	
Bulloch		Gordon	
Burke		Grady	
Butts		Greene	
Calhoun		Gwinnett	
Camden		Habersham	
Candler		Hall	\$360,000
Carroll	\$30,000	Hancock	
Catoosa		Haralson	
Charlton		Harris	
Chatham		Hart	
Chattahoochee		Heard	\$10,000
Chattooga		Henry	
Cherokee		Houston	
Clarke		Irwin	
Clay		Jackson	
Clayton		Jasper	\$12,500
Clinch		Jeff Davis	
Cobb		Jefferson	
Coffee	\$869,400	Jenkins	
Colquitt		Johnson	
Columbia		Jones	
Cook		Lamar	
Coweta		Lanier	\$91,250
Crawford		Laurens	
Crisp		Lee	
Dade		Liberty	
Dawson		Lincoln	
Decatur	\$285,000	Long	
DeKalb		Lowndes	
Dodge		Lumpkin	
Dooley		Macon	
Dougherty		Madison	
Douglas		Marion	

# Miscellaneous Poultry

# Farm Gate Value 2006

County	Farm Gate Value	County	Farm Gate Value
McDuffie		Upson	\$1,760,000
McIntosh		Walker	
Meriwether		Walton	\$45,000
Miller		Ware	
Mitchell		Warren	
Monroe		Washington	
Montgomery		Wayne	
Morgan		Webster	\$500
Murray		Wheeler	\$3,750
Muscogee		White	
Newton	\$1,875,000	Whitfield	
Oconee	\$112,500	Wilcox	
Oglethorpe		Wilkes	
Paulding		Wilkinson	
Peach		Worth	
Pickens		<b>2006 Totals</b>	<b>\$10,241,900</b>
Pierce	\$50,000	<b>Percent of Poultry and Eggs</b>	<b>0.23%</b>
Pike			
Polk			
Pulaski			
Putnam			
Quitman			
Rabun			
Randolph			
Richmond			
Rockdale			
Schley	\$18,000		
Screven			
Seminole			
Spalding			
Stephens			
Stewart			
Sumter			
Talbot			
Taliaferro			
Tattnall			
Taylor			
Telfair			
Terrell			
Thomas			
Tift			
Toombs			
Towns			
Treutlen			
Troup			
Turner			
Twiggs			
Union			

# Total Poultry and Eggs Value, 2006

Rank	County	Farm Gate Value	Rank	County	Farm Gate Value	Rank	County	Farm Gate Value
37	Appling	\$31,283,204	51	Evans	\$18,725,453	92	Newton	\$2,857,168
23	Atkinson	\$50,626,888	49	Fannin	\$19,180,911	19	Oconee	\$71,351,374
63	Bacon	\$13,456,152	112	Fayette	\$11,900	11	Oglethorpe	\$133,754,958
38	Baker	\$29,667,634	30	Floyd	\$38,214,240	54	Paulding	\$16,763,776
87	Baldwin	\$4,322,560	43	Forsyth	\$25,016,613	-	Peach	\$0
7	Banks	\$186,670,856	1	Franklin	\$280,632,537	25	Pickens	\$50,184,000
39	Barrow	\$28,849,628	-	Fulton	\$0	95	Pierce	\$2,204,379
16	Bartow	\$77,063,082	8	Gilmer	\$177,581,046	78	Pike	\$8,534,286
77	Ben Hill	\$8,762,609	-	Glascocok	\$0	62	Polk	\$14,242,800
58	Berrien	\$15,612,035	-	Glynn	\$0	68	Pulaski	\$11,465,454
88	Bibb	\$4,267,143	9	Gordon	\$158,518,747	47	Putnam	\$20,900,000
96	Bleckley	\$2,175,264	41	Grady	\$26,116,867	-	Quitman	\$0
74	Brantley	\$9,312,000	61	Greene	\$14,342,400	80	Rabun	\$6,170,419
76	Brooks	\$8,806,080	83	Gwinnett	\$4,972,032	-	Randolph	\$0
-	Bryan	\$0	3	Habersham	\$232,086,720	-	Richmond	\$0
71	Bulloch	\$10,326,528	2	Hall	\$245,572,058	-	Rockdale	\$0
-	Burke	\$0	-	Hancock	\$0	52	Schley	\$17,599,715
-	Butts	\$0	32	Haralson	\$34,358,016	-	Screven	\$0
56	Calhoun	\$16,063,488	111	Harris	\$190,000	-	Seminole	\$0
-	Camden	\$0	6	Hart	\$187,102,584	105	Spalding	\$1,118,707
82	Candler	\$5,047,663	27	Heard	\$42,904,735	26	Stephens	\$43,463,462
13	Carroll	\$103,972,654	-	Henry	\$0	93	Stewart	\$2,748,960
33	Catoosa	\$34,072,368	66	Houston	\$11,793,038	55	Sumter	\$16,228,855
85	Charlton	\$4,694,679	90	Irwin	\$3,863,844	-	Talbot	\$0
-	Chatham	\$0	5	Jackson	\$196,151,376	-	Taliaferro	\$0
91	Chattahoochee	\$3,275,844	59	Jasper	\$14,917,868	12	Tattnall	\$124,438,798
89	Chattooga	\$4,110,438	48	Jeff Davis	\$19,210,063	46	Taylor	\$22,002,416
29	Cherokee	\$39,045,082	-	Jefferson	\$0	110	Telfair	\$285,000
94	Clarke	\$2,509,920	-	Jenkins	\$0	-	Terrell	\$0
-	Clay	\$0	-	Johnson	\$0	70	Thomas	\$10,348,363
-	Clayton	\$0	86	Jones	\$4,375,388	107	Tift	\$462,000
99	Clinch	\$1,502,256	57	Lamar	\$15,849,388	84	Toombs	\$4,936,470
-	Cobb	\$0	101	Lanier	\$1,414,250	108	Towns	\$458,957
15	Coffee	\$80,147,590	-	Laurens	\$0	-	Treutlen	\$0
10	Colquitt	\$144,793,219	-	Lee	\$0	-	Troup	\$0
-	Columbia	\$0	-	Liberty	\$0	69	Turner	\$10,517,760
60	Cook	\$14,657,779	-	Lincoln	\$0	-	Twiggs	\$0
-	Coweta	\$0	65	Long	\$12,065,858	75	Union	\$9,098,300
44	Crawford	\$24,098,818	-	Lowndes	\$0	50	Upson	\$18,828,572
79	Crisp	\$6,212,052	35	Lumpkin	\$32,505,501	28	Walker	\$42,533,449
53	Dade	\$16,948,633	14	Macon	\$96,439,851	67	Walton	\$11,508,608
22	Dawson	\$53,268,850	4	Madison	\$209,570,427	72	Ware	\$9,896,471
42	Decatur	\$25,393,608	45	Marion	\$22,831,066	-	Warren	\$0
-	DeKalb	\$0	-	McDuffie	\$0	-	Washington	\$0
98	Dodge	\$1,965,506	-	McIntosh	\$0	73	Wayne	\$9,724,317
64	Dooly	\$12,908,160	-	Meriwether	\$0	103	Webster	\$1,210,042
104	Dougherty	\$1,191,216	97	Miller	\$2,151,360	113	Wheeler	\$3,750
109	Douglas	\$455,770	17	Mitchell	\$72,791,158	20	White	\$71,134,283
102	Early	\$1,310,338	40	Monroe	\$26,306,803	36	Whitfield	\$31,904,160
-	Echols	\$0	106	Montgomery	\$1,026,000	31	Wilcox	\$36,877,896
-	Effingham	\$0	24	Morgan	\$50,273,101	34	Wilkes	\$33,656,832
18	Elbert	\$71,771,386	21	Murray	\$66,974,711	100	Wilkinson	\$1,419,300
-	Emanuel	\$0	-	Muscogee	\$0	81	Worth	\$6,149,266

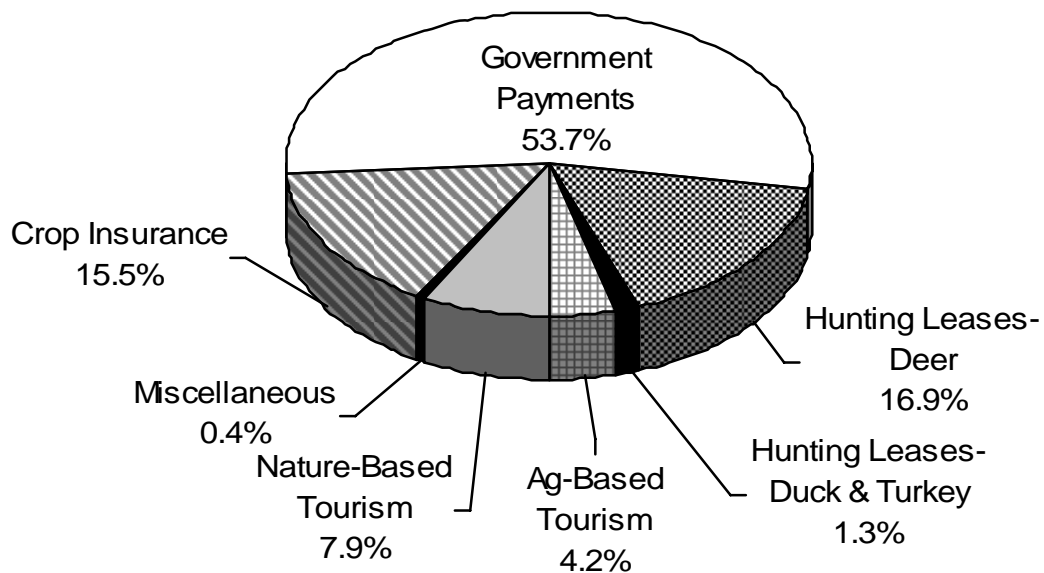
GEORGIA **\$4,393,640,206**

# 2006 Georgia Farm Gate Value

**-Ag-Based Tourism, Nature-Based Tourism,  
and Other Income-**

**\$ 641,332,327**

## **Ag-Based Tourism, Nature-Based Tourism, and Other Income 2006 Farm Gate Value**



# Ag-Based and Nature-Based Tourism

# Farm Gate Value 2006

Rank	County	AG-Based	Nature-Based	Total Farm Gate Value	Rank	County	Ag-Based	Nature-Based	Total Farm Gate Value
-	Appling	\$0	\$0	\$0	113	Effingham	\$5,000	\$0	\$5,000
-	Atkinson	\$0	\$0	\$0	61	Elbert	\$0	\$90,000	\$90,000
98	Bacon	\$15,000	\$0	\$15,000	-	Emanuel	\$0	\$0	\$0
90	Baker	\$11,000	\$13,150	\$24,150	108	Evans	\$2,500	\$5,000	\$7,500
-	Baldwin	\$0	\$0	\$0	19	Fannin	\$1,068,700	\$38,000	\$1,106,700
62	Banks	\$13,250	\$76,600	\$89,850	34	Fayette	\$141,400	\$302,275	\$443,675
93	Barrow	\$2,625	\$17,500	\$20,125	29	Floyd	\$65,900	\$647,500	\$713,400
83	Bartow	\$37,500	\$0	\$37,500	-	Forsyth	\$0	\$0	\$0
117	Ben Hill	\$500	\$2,563	\$3,063	-	Franklin	\$0	\$0	\$0
121	Berrien	\$0	\$1,500	\$1,500	-	Fulton	\$0	\$0	\$0
-	Bibb	\$0	\$0	\$0	32	Gilmer	\$549,000	\$0	\$549,000
23	Bleckley	\$0	\$900,000	\$900,000	84	Glascock	\$25,600	\$11,700	\$37,300
67	Brantley	\$4,950	\$65,000	\$69,950	-	Glynn	\$0	\$0	\$0
41	Brooks	\$310,000	\$25,000	\$335,000	-	Gordon	\$0	\$0	\$0
-	Bryan	\$0	\$0	\$0	55	Grady	\$2,000	\$156,000	\$158,000
56	Bulloch	\$97,400	\$39,000	\$136,400	114	Greene	\$1,250	\$3,000	\$4,250
51	Burke	\$40,000	\$150,000	\$190,000	-	Gwinnett	\$0	\$0	\$0
14	Butts	\$700,000	\$1,050,000	\$1,750,000	4	Habersham	\$1,125,000	\$3,215,000	\$4,340,000
76	Calhoun	\$50,000	\$0	\$50,000	20	Hall	\$480,000	\$522,500	\$1,002,500
-	Camden	\$0	\$0	\$0	72	Hancock	\$30,000	\$32,500	\$62,500
-	Candler	\$0	\$0	\$0	95	Haralson	\$18,300	\$0	\$18,300
36	Carroll	\$290,000	\$120,000	\$410,000	17	Harris	\$648,750	\$575,000	\$1,223,750
-	Catoosa	\$0	\$0	\$0	104	Hart	\$9,200	\$0	\$9,200
54	Charlton	\$127,500	\$33,000	\$160,500	105	Heard	\$0	\$9,000	\$9,000
-	Chatham	\$0	\$0	\$0	64	Henry	\$6,000	\$70,000	\$76,000
-	Chattahoochee	\$0	\$0	\$0	119	Houston	\$2,000	\$0	\$2,000
45	Chattooga	\$0	\$285,000	\$285,000	74	Irwin	\$22,500	\$29,250	\$51,750
27	Cherokee	\$775,000	\$0	\$775,000	-	Jackson	\$0	\$0	\$0
46	Clarke	\$255,000	\$30,000	\$285,000	2	Jasper	\$4,858,000	\$1,509,000	\$6,367,000
88	Clay	\$12,500	\$18,750	\$31,250	70	Jeff Davis	\$20,000	\$43,500	\$63,500
39	Clayton	\$194,000	\$148,000	\$342,000	120	Jefferson	\$0	\$1,800	\$1,800
48	Clinch	\$12,500	\$225,000	\$237,500	80	Jenkins	\$0	\$43,750	\$43,750
-	Cobb	\$0	\$0	\$0	123	Johnson	\$0	\$1,250	\$1,250
-	Coffee	\$0	\$0	\$0	122	Jones	\$800	\$500	\$1,300
9	Colquitt	\$2,248,300	\$1,500	\$2,249,800	112	Lamar	\$0	\$5,000	\$5,000
40	Columbia	\$69,000	\$270,000	\$339,000	47	Lanier	\$53,500	\$187,500	\$241,000
3	Cook	\$0	\$4,755,000	\$4,755,000	-	Laurens	\$0	\$0	\$0
63	Coweta	\$78,500	\$0	\$78,500	28	Lee	\$7,500	\$720,000	\$727,500
101	Crawford	\$0	\$12,000	\$12,000	99	Liberty	\$2,800	\$11,600	\$14,400
22	Crisp	\$690,000	\$250,950	\$940,950	13	Lincoln	\$875	\$1,949,473	\$1,950,348
59	Dade	\$15,000	\$97,100	\$112,100	60	Long	\$93,500	\$0	\$93,500
24	Dawson	\$860,000	\$0	\$860,000	109	Lowndes	\$7,500	\$0	\$7,500
-	Decatur	\$0	\$0	\$0	44	Lumpkin	\$301,200	\$0	\$301,200
15	DeKalb	\$0	\$1,400,000	\$1,400,000	115	Macon	\$4,000	\$0	\$4,000
50	Dodge	\$0	\$212,500	\$212,500	86	Madison	\$23,300	\$13,200	\$36,500
35	Dooly	\$420,000	\$0	\$420,000	71	Marion	\$2,000	\$61,000	\$63,000
8	Dougherty	\$2,400,000	\$1,000	\$2,401,000	37	McDuffie	\$336,000	\$40,000	\$376,000
102	Douglas	\$0	\$12,000	\$12,000	-	McIntosh	\$0	\$0	\$0
52	Early	\$0	\$179,000	\$179,000	69	Meriwether	\$2,500	\$62,500	\$65,000
-	Echols	\$0	\$0	\$0	103	Miller	\$5,000	\$4,500	\$9,500

# Ag-Based and Nature-Based Tourism

# Farm Gate Value 2006

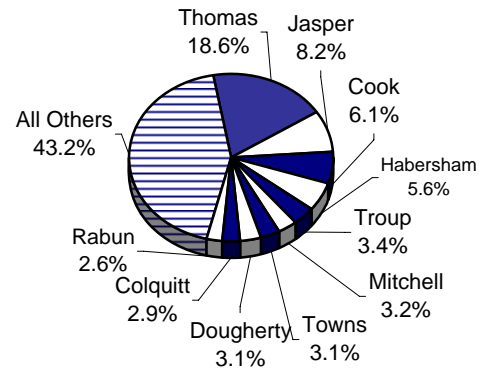
Rank	County	Ag-Based	Nature-Based	Total Farm Gate Value
6	Mitchell	\$5,000	\$2,508,000	\$2,513,000
-	Monroe	\$0	\$0	\$0
-	Montgomery	\$0	\$0	\$0
78	Morgan	\$48,000	\$0	\$48,000
18	Murray	\$39,000	\$1,140,000	\$1,179,000
118	Muscogee	\$0	\$3,000	\$3,000
31	Newton	\$125,000	\$515,000	\$640,000
73	Oconee	\$20,225	\$39,750	\$59,975
-	Oglethorpe	\$0	\$0	\$0
57	Paulding	\$122,800	\$8,000	\$130,800
94	Peach	\$20,000	\$0	\$20,000
66	Pickens	\$67,500	\$4,500	\$72,000
-	Pierce	\$0	\$0	\$0
111	Pike	\$2,000	\$4,000	\$6,000
85	Polk	\$36,665	\$0	\$36,665
106	Pulaski	\$6,500	\$1,890	\$8,390
12	Putnam	\$321,050	\$1,638,000	\$1,959,050
75	Quitman	\$0	\$50,000	\$50,000
10	Rabun	\$185,000	\$1,865,000	\$2,050,000
110	Randolph	\$0	\$6,750	\$6,750
11	Richmond	\$400,000	\$1,607,500	\$2,007,500
33	Rockdale	\$506,500	\$12,925	\$519,425
124	Schley	\$500	\$0	\$500
87	Screven	\$30,000	\$3,700	\$33,700
79	Seminole	\$14,100	\$31,750	\$45,850
-	Spalding	\$0	\$0	\$0
96	Stephens	\$6,000	\$12,000	\$18,000
-	Stewart	\$0	\$0	\$0
89	Sumter	\$30,000	\$0	\$30,000
82	Talbot	\$40,000	\$0	\$40,000
-	Taliaferro	\$0	\$0	\$0
-	Tattnall	\$0	\$0	\$0
100	Taylor	\$5,000	\$8,500	\$13,500
116	Telfair	\$3,500	\$0	\$3,500
42	Terrell	\$49,500	\$284,000	\$333,500
1	Thomas	\$18,500	\$14,464,000	\$14,482,500
43	Tift	\$300,000	\$5,000	\$305,000
-	Toombs	\$0	\$0	\$0
7	Towns	\$2,240,500	\$186,300	\$2,426,800
77	Treutlen	\$50,000	\$0	\$50,000
5	Troup	\$50,000	\$2,634,000	\$2,684,000
30	Turner	\$0	\$680,000	\$680,000
91	Twiggs	\$0	\$24,000	\$24,000
25	Union	\$745,000	\$100,000	\$845,000
49	Upton	\$210,000	\$10,000	\$220,000
92	Walker	\$17,500	\$6,400	\$23,900
58	Walton	\$125,000	\$0	\$125,000
-	Ware	\$0	\$0	\$0
21	Warren	\$392,500	\$549,350	\$941,850
97	Washington	\$10,000	\$7,000	\$17,000

Rank	County	Ag-Based	Nature-Based	Total Farm Gate Value
81	Wayne	\$7,800	\$34,625	\$42,425
65	Webster	\$0	\$75,000	\$75,000
107	Wheeler	\$0	\$8,250	\$8,250
38	White	\$269,500	\$80,000	\$349,500
26	Whitfield	\$800,000	\$0	\$800,000
53	Wilcox	\$107,500	\$54,500	\$162,000
-	Wilkes	\$0	\$0	\$0
68	Wilkinson	\$57,500	\$11,010	\$68,510
16	Worth	\$4,750	\$1,394,875	\$1,399,625
<b>2006 Totals</b>		<b>\$27,140,990</b>	<b>\$50,820,985</b>	<b>\$77,961,975</b>

Percent of Other Income

11.8%

**Top Ten Counties for Ag & Nature-Based Tourism**



Top Ten Counties Ag-Based and Nature-Based Tourism	
County	Farm Gate Value
Thomas	\$14,482,500
Jasper	\$6,367,000
Cook	\$4,755,000
Habersham	\$4,340,000
Troup	\$2,684,000
Mitchell	\$2,513,000
Towns	\$2,426,800
Dougherty	\$2,401,000
Colquitt	\$2,249,800
Rabun	\$2,050,000

# Crop Insurance

# Farm Gate Value 2006

Rank	County	Farm Gate Value	Rank	County	Farm Gate Value
34	Appling	\$1,241,965	60	Effingham	\$365,262
12	Atkinson	\$2,390,779	106	Elbert	\$103
21	Bacon	\$1,820,133	48	Emanuel	\$690,851
16	Baker	\$2,203,440	42	Evans	\$852,096
-	Baldwin	\$0	74	Fannin	\$98,322
-	Banks	\$0	-	Fayette	\$0
-	Barrow	\$0	68	Floyd	\$152,233
86	Bartow	\$17,594	-	Forsyth	\$0
39	Ben Hill	\$890,542	-	Franklin	\$0
19	Berrien	\$2,060,120	-	Fulton	\$0
81	Bibb	\$27,123	-	Gilmer	\$0
46	Bleckley	\$731,499	105	Glascok	\$184
69	Brantley	\$141,579	-	Glynn	\$0
36	Brooks	\$1,096,114	89	Gordon	\$14,647
71	Bryan	\$135,002	51	Grady	\$611,400
4	Bulloch	\$3,461,435	-	Greene	\$0
17	Burke	\$2,150,089	-	Gwinnett	\$0
-	Butts	\$0	77	Habersham	\$52,000
30	Calhoun	\$1,346,663	80	Hall	\$27,927
-	Camden	\$0	91	Hancock	\$12,960
32	Candler	\$1,252,468	-	Haralson	\$0
-	Carroll	\$0	-	Harris	\$0
-	Catoosa	\$0	97	Hart	\$8,366
-	Charlton	\$0	-	Heard	\$0
-	Chatham	\$0	101	Henry	\$4,476
-	Chattahoochee	\$0	31	Houston	\$1,305,104
100	Chattooga	\$6,051	9	Irwin	\$3,017,995
-	Cherokee	\$0	104	Jackson	\$864
-	Clarke	\$0	-	Jasper	\$0
41	Clay	\$870,837	27	Jeff Davis	\$1,501,707
-	Clayton	\$0	59	Jefferson	\$419,183
78	Clinch	\$38,444	29	Jenkins	\$1,410,931
-	Cobb	\$0	63	Johnson	\$205,073
2	Coffee	\$3,943,197	-	Jones	\$0
14	Colquitt	\$2,341,725	94	Lamar	\$9,797
-	Columbia	\$0	66	Lanier	\$172,596
45	Cook	\$748,105	53	Laurens	\$587,389
-	Coweta	\$0	6	Lee	\$3,138,723
62	Crawford	\$247,053	93	Liberty	\$9,871
24	Crisp	\$1,595,496	-	Lincoln	\$0
-	Dade	\$0	85	Long	\$23,229
-	Dawson	\$0	61	Lowndes	\$248,125
13	Decatur	\$2,343,679	107	Lumpkin	\$28
-	DeKalb	\$0	18	Macon	\$2,067,807
40	Dodge	\$890,310	102	Madison	\$3,400
1	Dooly	\$5,733,523	72	Marion	\$122,315
44	Dougherty	\$773,823	-	McDuffie	\$0
-	Douglas	\$0	-	McIntosh	\$0
3	Early	\$3,547,760	73	Meriwether	\$100,923
75	Echols	\$97,419	10	Miller	\$2,852,944

# Crop Insurance

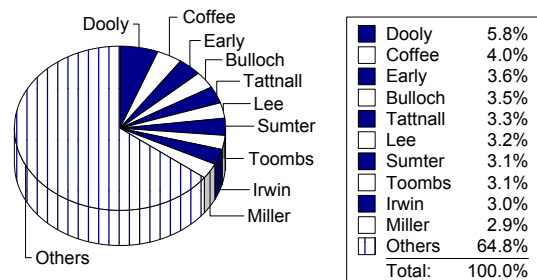
# Farm Gate Value 2006

Rank	County	Farm Gate Value
15	Mitchell	\$2,319,121
-	Monroe	\$0
58	Montgomery	\$441,819
87	Morgan	\$17,475
83	Murray	\$25,032
-	Muscogee	\$0
-	Newton	\$0
96	Oconee	\$8,653
-	Oglethorpe	\$0
-	Paulding	\$0
25	Peach	\$1,573,108
-	Pickens	\$0
22	Pierce	\$1,794,930
90	Pike	\$13,932
88	Polk	\$17,091
28	Pulaski	\$1,435,641
-	Putnam	\$0
70	Quitman	\$137,506
76	Rabun	\$52,629
35	Randolph	\$1,111,064
84	Richmond	\$23,647
-	Rockdale	\$0
64	Schley	\$179,502
33	Screven	\$1,245,162
23	Seminole	\$1,698,140
103	Spalding	\$2,270
-	Stephens	\$0
55	Stewart	\$515,964
7	Sumter	\$3,055,099
-	Talbot	\$0
-	Taliaferro	\$0
5	Tattnall	\$3,255,577
49	Taylor	\$621,943
57	Telfair	\$487,829
43	Terrell	\$800,000
47	Thomas	\$714,673
20	Tift	\$1,848,642
8	Toombs	\$3,042,239
-	Towns	\$0
65	Treutlen	\$174,263
-	Troup	\$0
38	Turner	\$965,442
56	Twiggs	\$504,515
-	Union	\$0
92	Upson	\$10,729
98	Walker	\$7,395
99	Walton	\$6,949
26	Ware	\$1,558,004
-	Warren	\$0
52	Washington	\$608,370

Rank	County	Farm Gate Value
50	Wayne	\$621,093
54	Webster	\$566,494
67	Wheeler	\$172,297
79	White	\$29,090
95	Whitfield	\$9,248
37	Wilcox	\$985,860
-	Wilkes	\$0
82	Wilkinson	\$26,901
11	Worth	\$2,639,752
<b>2006 Totals</b>		<b>\$99,557,888</b>

## Percent of Other Income

## Top Ten Counties For Crop Insurance



Top Ten Counties Crop Insurance	
County	Farm Gate Value
Dooly	\$5,733,523
Coffee	\$3,943,197
Early	\$3,547,760
Bulloch	\$3,461,435
Tattnall	\$3,255,577
Lee	\$3,138,723
Sumter	\$3,055,099
Toombs	\$3,042,239
Irwin	\$3,017,995
Miller	\$2,852,944

# Government Payments

# Farm Gate Value 2006

Rank	County	Farm Gate Value	Rank	County	Farm Gate Value
27	Appling	\$5,391,773	68	Effingham	\$723,696
42	Atkinson	\$2,705,206	83	Elbert	\$419,044
50	Bacon	\$2,200,305	33	Emanuel	\$3,741,956
13	Baker	\$7,942,029	62	Evans	\$921,592
136	Baldwin	\$23,950	130	Fannin	\$41,576
98	Banks	\$148,677	144	Fayette	\$14,276
127	Barrow	\$48,644	71	Floyd	\$586,097
78	Bartow	\$531,251	146	Forsyth	\$12,106
39	Ben Hill	\$3,082,505	96	Franklin	\$160,051
19	Berrien	\$6,623,271	141	Fulton	\$16,832
123	Bibb	\$56,616	114	Gilmer	\$91,772
37	Bleckley	\$3,274,566	99	Glascok	\$147,501
122	Brantley	\$56,845	155	Glynn	\$128
10	Brooks	\$8,978,771	80	Gordon	\$446,566
93	Bryan	\$208,377	21	Grady	\$6,137,844
9	Bulloch	\$9,588,340	92	Greene	\$213,042
15	Burke	\$7,590,135	153	Gwinnett	\$1,774
111	Butts	\$108,698	87	Habersham	\$279,052
18	Calhoun	\$6,794,077	105	Hall	\$123,858
-	Camden	\$0	124	Hancock	\$52,960
48	Candler	\$2,331,414	112	Haralson	\$105,000
70	Carroll	\$589,140	128	Harris	\$47,393
134	Catoosa	\$27,195	79	Hart	\$523,190
152	Charlton	\$3,061	133	Heard	\$34,583
140	Chatham	\$18,437	90	Henry	\$222,101
-	Chattahoochee	\$0	45	Houston	\$2,464,403
97	Chattooga	\$154,870	8	Irwin	\$9,616,977
142	Cherokee	\$15,536	72	Jackson	\$582,908
126	Clarke	\$49,152	102	Jasper	\$135,287
43	Clay	\$2,661,947	40	Jeff Davis	\$2,998,863
149	Clayton	\$4,592	34	Jefferson	\$3,609,450
125	Clinch	\$50,953	38	Jenkins	\$3,225,993
147	Cobb	\$12,000	57	Johnson	\$1,201,547
17	Coffee	\$7,182,394	117	Jones	\$77,305
6	Colquitt	\$12,465,083	81	Lamar	\$441,851
150	Columbia	\$3,865	59	Lanier	\$1,033,014
31	Cook	\$4,500,881	35	Laurens	\$3,486,617
121	Coweta	\$60,076	24	Lee	\$6,001,163
95	Crawford	\$181,608	143	Liberty	\$15,497
22	Crisp	\$6,110,556	110	Lincoln	\$115,000
131	Dade	\$41,547	104	Long	\$124,433
138	Dawson	\$21,317	49	Lowndes	\$2,256,211
3	Decatur	\$13,441,823	132	Lumpkin	\$35,889
-	DeKalb	\$0	30	Macon	\$4,524,420
32	Dodge	\$3,900,885	73	Madison	\$568,884
1	Dooly	\$14,987,571	60	Marion	\$960,849
46	Dougherty	\$2,383,472	101	McDuffie	\$140,317
148	Douglas	\$9,858	-	McIntosh	\$0
5	Early	\$12,519,748	106	Meriwether	\$121,893
77	Echols	\$538,883	7	Miller	\$10,101,089

# Government Payments

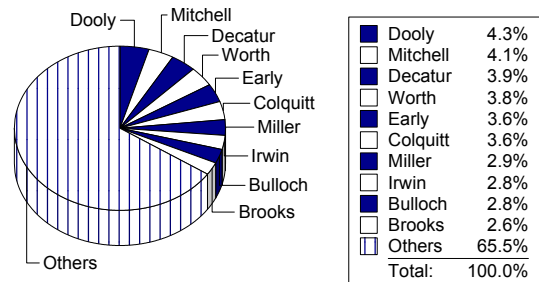
# Farm Gate Value 2006

Rank	County	Farm Gate Value
2	Mitchell	\$14,155,585
89	Monroe	\$230,301
67	Montgomery	\$731,796
65	Morgan	\$753,166
103	Murray	\$128,546
151	Muscogee	\$3,395
115	Newton	\$90,018
44	Oconee	\$2,532,286
84	Oglethorpe	\$336,046
139	Paulding	\$20,794
56	Peach	\$1,251,641
145	Pickens	\$13,953
36	Pierce	\$3,301,449
85	Pike	\$326,033
74	Polk	\$565,862
23	Pulaski	\$6,081,303
82	Putnam	\$429,341
75	Quitman	\$554,728
119	Rabun	\$70,941
28	Randolph	\$5,157,005
116	Richmond	\$89,481
154	Rockdale	\$211
69	Schley	\$638,331
29	Screven	\$4,767,003
14	Seminole	\$7,731,754
107	Spalding	\$120,878
137	Stephens	\$22,689
55	Stewart	\$1,352,648
16	Sumter	\$7,356,055
109	Talbot	\$119,522
118	Taliaferro	\$72,057
52	Tattnall	\$1,558,875
58	Taylor	\$1,193,065
51	Telfair	\$2,083,141
11	Terrell	\$8,959,575
12	Thomas	\$8,574,692
25	Tift	\$5,932,093
53	Toombs	\$1,505,971
120	Towns	\$61,000
76	Treutlen	\$551,142
135	Troup	\$24,462
20	Turner	\$6,485,175
63	Twiggs	\$920,218
129	Union	\$44,692
108	Upson	\$119,808
100	Walker	\$142,890
88	Walton	\$239,907
61	Ware	\$952,174
86	Warren	\$322,902
54	Washington	\$1,461,157

Rank	County	Farm Gate Value
47	Wayne	\$2,373,509
41	Webster	\$2,793,491
64	Wheeler	\$911,618
94	White	\$183,037
113	Whitfield	\$93,614
26	Wilcox	\$5,674,494
66	Wilkes	\$735,770
91	Wilkinson	\$220,790
4	Worth	\$12,951,684
<b>2006 Totals</b>		<b>\$344,601,514</b>

## Percent of Other Income

## Top Ten Counties For Government Payments



Top Ten Counties Government Payments	
County	Farm Gate Value
Dooly	\$14,987,571
Mitchell	\$14,155,585
Decatur	\$13,441,823
Worth	\$12,951,684
Early	\$12,519,748
Colquitt	\$12,465,083
Miller	\$10,101,089
Irwin	\$9,616,977
Bulloch	\$9,588,340
Brooks	\$8,978,771

# Hunting Leases - Deer

# Farm Gate Value 2006

Rank	County	Acres	\$/Acre	Farm Gate Value	Rank	County	Acres	\$/Acre	Farm Gate Value
22	Appling	90,000	\$12.00	\$1,080,000	7	Effingham	200,000	\$12.00	\$2,400,000
17	Atkinson	150,000	\$9.00	\$1,350,000	37	Elbert	30,000	\$15.00	\$450,000
11	Bacon	164,619	\$12.00	\$1,975,428	6	Emanuel	210,000	\$12.00	\$2,520,000
30	Baker	60,000	\$12.00	\$720,000	56	Evans	8,000	\$12.00	\$96,000
32	Baldwin	49,000	\$12.00	\$588,000	-	Fannin			\$0
56	Banks	8,000	\$12.00	\$96,000	75	Fayette	250	\$12.00	\$3,000
63	Barrow	3,000	\$15.00	\$45,000	13	Floyd	120,000	\$15.00	\$1,800,000
33	Bartow	45,000	\$12.00	\$540,000	-	Forsyth			\$0
38	Ben Hill	35,000	\$12.00	\$420,000	55	Franklin	9,000	\$12.00	\$108,000
28	Berrien	65,000	\$12.00	\$780,000	-	Fulton			\$0
-	Bibb			\$0	69	Gilmer	1,300	\$12.00	\$15,600
45	Bleckley	25,000	\$12.00	\$300,000	49	Glascocock	14,000	\$12.00	\$168,000
7	Brantley	200,000	\$12.00	\$2,400,000	-	Glynn			\$0
12	Brooks	125,000	\$15.00	\$1,875,000	-	Gordon			\$0
-	Bryan			\$0	45	Grady	25,000	\$12.00	\$300,000
1	Bulloch	350,000	\$12.00	\$4,200,000	47	Greene	19,000	\$12.00	\$228,000
1	Burke	350,000	\$12.00	\$4,200,000	-	Gwinnett			\$0
53	Butts	10,000	\$12.00	\$120,000	-	Habersham			\$0
30	Calhoun	60,000	\$12.00	\$720,000	-	Hall			\$0
3	Camden	250,000	\$12.00	\$3,000,000	60	Hancock	6,000	\$12.00	\$72,000
30	Candler	60,000	\$12.00	\$720,000	51	Haralson	12,000	\$12.00	\$144,000
45	Carroll	25,000	\$12.00	\$300,000	23	Harris	55,000	\$18.00	\$990,000
-	Catoosa			\$0	58	Hart	7,300	\$12.00	\$87,600
8	Charlton	180,000	\$12.00	\$2,160,000	26	Heard	70,000	\$12.00	\$840,000
-	Chatham			\$0	72	Henry	900	\$12.00	\$10,800
25	Chattahoochee	75,000	\$12.00	\$900,000	20	Houston	100,000	\$12.00	\$1,200,000
61	Chattooga	5,000	\$12.00	\$60,000	45	Irwin	25,000	\$12.00	\$300,000
-	Cherokee			\$0	64	Jackson	3,500	\$12.00	\$42,000
76	Clarke	20	\$12.00	\$240	46	Jasper	20,000	\$12.00	\$240,000
38	Clay	35,000	\$12.00	\$420,000	25	Jeff Davis	75,000	\$12.00	\$900,000
74	Clayton	600	\$12.00	\$7,200	29	Jefferson	63,000	\$12.00	\$756,000
41	Clinch	30,000	\$12.00	\$360,000	43	Jenkins	26,000	\$12.00	\$312,000
-	Cobb			\$0	62	Johnson	4,100	\$12.00	\$49,200
31	Coffee	50,000	\$12.00	\$600,000	39	Jones	34,000	\$12.00	\$408,000
40	Colquitt	31,000	\$12.00	\$372,000	48	Lamar	15,000	\$12.00	\$180,000
36	Columbia	40,000	\$12.00	\$480,000	44	Lanier	25,700	\$12.00	\$308,400
38	Cook	35,000	\$12.00	\$420,000	3	Laurens	250,000	\$12.00	\$3,000,000
51	Coweta	12,000	\$12.00	\$144,000	36	Lee	40,000	\$12.00	\$480,000
42	Crawford	28,000	\$12.00	\$336,000	60	Liberty	6,000	\$12.00	\$72,000
67	Crisp	2,000	\$12.00	\$24,000	27	Lincoln	101,000	\$8.00	\$808,000
60	Dade	6,000	\$12.00	\$72,000	16	Long	117,429	\$12.00	\$1,409,148
56	Dawson	8,000	\$12.00	\$96,000	18	Lowndes	110,000	\$12.00	\$1,320,000
21	Decatur	95,000	\$12.00	\$1,140,000	71	Lumpkin	950	\$12.00	\$11,400
-	DeKalb			\$0	48	Macon	15,000	\$12.00	\$180,000
24	Dodge	80,000	\$12.00	\$960,000	56	Madison	8,000	\$12.00	\$96,000
35	Dooly	41,000	\$12.00	\$492,000	18	Marion	110,000	\$12.00	\$1,320,000
31	Dougherty	50,000	\$12.00	\$600,000	31	McDuffie	50,000	\$12.00	\$600,000
67	Douglas	2,000	\$12.00	\$24,000	57	McIntosh	7,500	\$12.00	\$90,000
33	Early	45,000	\$12.00	\$540,000	10	Meriwether	175,000	\$12.00	\$2,100,000
6	Echols	210,000	\$12.00	\$2,520,000	48	Miller	15,000	\$12.00	\$180,000

# Hunting Leases - Deer

# Farm Gate Value 2006

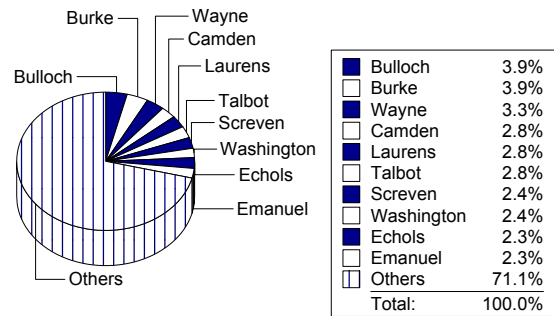
Rank	County	Acres	\$/Acre	Farm Gate Value
45	Mitchell	30,000	\$10.00	\$300,000
-	Monroe			\$0
-	Montgomery			\$0
26	Morgan	70,000	\$12.00	\$840,000
73	Murray	800	\$12.00	\$9,600
65	Muscogee	3,000	\$12.00	\$36,000
68	Newton	1,500	\$12.00	\$18,000
52	Oconee	11,000	\$12.00	\$132,000
45	Oglethorpe	25,000	\$12.00	\$300,000
53	Paulding	10,000	\$12.00	\$120,000
48	Peach	15,000	\$12.00	\$180,000
61	Pickens	5,000	\$12.00	\$60,000
24	Pierce	80,000	\$12.00	\$960,000
51	Pike	12,000	\$12.00	\$144,000
45	Polk	25,000	\$12.00	\$300,000
45	Pulaski	25,000	\$12.00	\$300,000
10	Putnam	175,000	\$12.00	\$2,100,000
30	Quitman	60,000	\$12.00	\$720,000
-	Rabun			\$0
9	Randolph	177,290	\$12.00	\$2,127,480
48	Richmond	15,000	\$12.00	\$180,000
69	Rockdale	1,300	\$12.00	\$15,600
48	Schley	15,000	\$12.00	\$180,000
4	Screven	220,000	\$12.00	\$2,640,000
50	Seminole	13,000	\$12.00	\$156,000
70	Spalding	1,000	\$12.00	\$12,000
53	Stephens	10,000	\$12.00	\$120,000
7	Stewart	200,000	\$12.00	\$2,400,000
41	Sumter	30,000	\$12.00	\$360,000
3	Talbot	250,000	\$12.00	\$3,000,000
-	Taliaferro			\$0
20	Tattnall	100,000	\$12.00	\$1,200,000
8	Taylor	180,000	\$12.00	\$2,160,000
31	Telfair	50,000	\$12.00	\$600,000
15	Terrell	120,000	\$12.00	\$1,440,000
34	Thomas	42,750	\$12.00	\$513,000
66	Tift	2,500	\$12.00	\$30,000
56	Toombs	8,000	\$12.00	\$96,000
-	Towns			\$0
51	Treutlen	12,000	\$12.00	\$144,000
14	Troup	145,000	\$12.00	\$1,740,000
59	Turner	7,000	\$12.00	\$84,000
19	Twiggs	125,000	\$10.00	\$1,250,000
-	Union			\$0
36	Upson	40,000	\$12.00	\$480,000
51	Walker	12,000	\$12.00	\$144,000
-	Walton			\$0
22	Ware	90,000	\$12.00	\$1,080,000
15	Warren	120,000	\$12.00	\$1,440,000
5	Washington	260,000	\$10.00	\$2,600,000

Rank	County	Acres	\$/Acre	Farm Gate Value
2	Wayne	300,000	\$12.00	\$3,600,000
20	Webster	100,000	\$12.00	\$1,200,000
24	Wheeler	80,000	\$12.00	\$960,000
-	White			\$0
54	Whitfield	9,640	\$12.00	\$115,680
41	Wilcox	30,000	\$12.00	\$360,000
7	Wilkes	200,000	\$12.00	\$2,400,000
13	Wilkinson	150,000	\$12.00	\$1,800,000
45	Worth	25,000	\$12.00	\$300,000

**2006 Totals                      9,059,948                      \$108,199,376**

### Percent of Other Income

### Top Ten Counties For Hunting Leases - Deer



Top Ten Counties Hunting Leases - Deer			
County	Acres	\$/Acre	Farm Gate Value
Bulloch	350,000	\$12.00	\$4,200,000
Burke	350,000	\$12.00	\$4,200,000
Wayne	300,000	\$12.00	\$3,600,000
Camden	250,000	\$12.00	\$3,000,000
Laurens	250,000	\$12.00	\$3,000,000
Talbot	250,000	\$12.00	\$3,000,000
Screven	220,000	\$12.00	\$2,640,000
Washington	260,000	\$10.00	\$2,600,000
Echols	210,000	\$12.00	\$2,520,000
Emanuel	210,000	\$12.00	\$2,520,000

# Hunting Leases - Duck

# Farm Gate Value 2006

Rank	County	Acres	\$/Acre	Farm Gate Value	Rank	County	Acres	\$/Acre	Farm Gate Value
-	Appling			\$0	2	Effingham	5,000	\$50.00	\$250,000
-	Atkinson			\$0	-	Elbert			\$0
-	Bacon			\$0	-	Emanuel			\$0
8	Baker	1,200	\$50.00	\$60,000	-	Evans			\$0
17	Baldwin	225	\$50.00	\$11,250	-	Fannin			\$0
-	Banks			\$0	-	Fayette			\$0
-	Barrow			\$0	-	Floyd			\$0
-	Bartow			\$0	-	Forsyth			\$0
-	Ben Hill			\$0	19	Franklin	200	\$50.00	\$10,000
22	Berrien	100	\$50.00	\$5,000	-	Fulton			\$0
-	Bibb			\$0	-	Gilmer			\$0
19	Bleckley	200	\$50.00	\$10,000	-	Glascok			\$0
-	Brantley			\$0	-	Glynn			\$0
9	Brooks	1,000	\$50.00	\$50,000	-	Gordon			\$0
-	Bryan			\$0	15	Grady	300	\$50.00	\$15,000
19	Bulloch	200	\$50.00	\$10,000	24	Greene	50	\$50.00	\$2,500
3	Burke	2,500	\$50.00	\$125,000	-	Gwinnett			\$0
24	Butts	50	\$50.00	\$2,500	-	Habersham			\$0
12	Calhoun	600	\$50.00	\$30,000	-	Hall			\$0
-	Camden			\$0	-	Hancock			\$0
-	Candler			\$0	-	Haralson			\$0
26	Carroll	30	\$50.00	\$1,500	16	Harris	250	\$50.00	\$12,500
-	Catoosa			\$0	-	Hart			\$0
-	Charlton			\$0	-	Heard			\$0
-	Chatham			\$0	-	Henry			\$0
9	Chattahoochee	1,000	\$50.00	\$50,000	-	Houston			\$0
-	Chattooga			\$0	-	Irwin			\$0
-	Cherokee			\$0	-	Jackson			\$0
-	Clarke			\$0	-	Jasper			\$0
-	Clay			\$0	9	Jeff Davis	1,000	\$50.00	\$50,000
-	Clayton			\$0	-	Jefferson			\$0
13	Clinch	500	\$50.00	\$25,000	-	Jenkins			\$0
-	Cobb			\$0	25	Johnson	40	\$50.00	\$2,000
-	Coffee			\$0	-	Jones			\$0
4	Colquitt	2,300	\$50.00	\$115,000	24	Lamar	50	\$50.00	\$2,500
19	Columbia	200	\$50.00	\$10,000	5	Lanier	1,500	\$50.00	\$75,000
19	Cook	200	\$50.00	\$10,000	21	Laurens	150	\$50.00	\$7,500
11	Coweta	800	\$50.00	\$40,000	24	Lee	50	\$50.00	\$2,500
-	Crawford			\$0	-	Liberty			\$0
-	Crisp			\$0	-	Lincoln			\$0
-	Dade			\$0	-	Long			\$0
-	Dawson			\$0	15	Lowndes	300	\$50.00	\$15,000
-	Decatur			\$0	-	Lumpkin			\$0
-	DeKalb			\$0	-	Macon			\$0
-	Dodge			\$0	23	Madison	75	\$50.00	\$3,750
-	Dooly			\$0	-	Marion			\$0
24	Dougherty	50	\$50.00	\$2,500	-	McDuffie			\$0
-	Douglas			\$0	-	McIntosh			\$0
-	Early			\$0	15	Meriwether	300	\$50.00	\$15,000
-	Echols			\$0	19	Miller	200	\$50.00	\$10,000

# Hunting Leases - Duck

# Farm Gate Value 2006

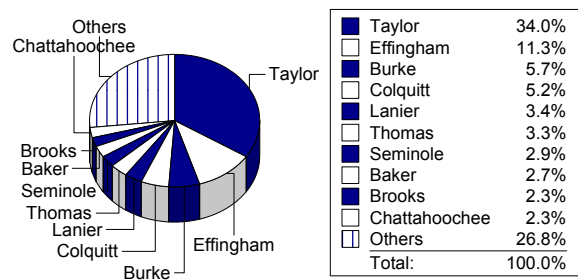
Rank	County	Acres	\$/Acre	Farm Gate Value
-	Mitchell			\$0
-	Monroe			\$0
-	Montgomery			\$0
-	Morgan			\$0
-	Murray			\$0
-	Muscogee			\$0
-	Newton			\$0
-	Oconee			\$0
-	Oglethorpe			\$0
-	Paulding			\$0
-	Peach			\$0
-	Pickens			\$0
-	Pierce			\$0
-	Pike			\$0
-	Polk			\$0
16	Pulaski	250	\$50.00	\$12,500
10	Putnam	900	\$50.00	\$45,000
-	Quitman			\$0
-	Rabun			\$0
-	Randolph			\$0
13	Richmond	500	\$50.00	\$25,000
-	Rockdale			\$0
-	Schley			\$0
9	Screven	1,000	\$50.00	\$50,000
7	Seminole	220	\$295.00	\$64,900
-	Spalding			\$0
26	Stephens	30	\$50.00	\$1,500
-	Stewart			\$0
21	Sumter	150	\$50.00	\$7,500
19	Talbot	200	\$50.00	\$10,000
-	Taliaferro			\$0
9	Tattnall	1,000	\$50.00	\$50,000
1	Taylor	15,000	\$50.00	\$750,000
-	Telfair			\$0
24	Terrell	50	\$50.00	\$2,500
6	Thomas	1,470	\$50.00	\$73,500
25	Tift	40	\$50.00	\$2,000
-	Toombs			\$0
-	Towns			\$0
27	Treutlen	20	\$50.00	\$1,000
18	Troup	220	\$50.00	\$11,000
20	Turner	175	\$50.00	\$8,750
22	Twiggs	100	\$50.00	\$5,000
-	Union			\$0
-	Upson			\$0
-	Walker			\$0
-	Walton			\$0
-	Ware			\$0
16	Warren	250	\$50.00	\$12,500
14	Washington	400	\$50.00	\$20,000

Rank	County	Acres	\$/Acre	Farm Gate Value
22	Wayne	100	\$50.00	\$5,000
-	Webster			\$0
24	Wheeler	50	\$50.00	\$2,500
-	White			\$0
22	Whitfield	100	\$50.00	\$5,000
-	Wilcox			\$0
-	Wilkes			\$0
21	Wilkinson	150	\$50.00	\$7,500
-	Worth			\$0
<b>2006 Totals</b>		<b>42,995</b>		<b>\$2,203,650</b>

Percent of Other Income

## Top Ten Counties

For Hunting Leases - Duck



Top Ten Counties Hunting Leases - Duck			
County	Acres	\$/Acre	Farm Gate Value
Taylor	15,000	\$50.00	\$750,000
Effingham	5,000	\$50.00	\$250,000
Burke	2,500	\$50.00	\$125,000
Colquitt	2,300	\$50.00	\$115,000
Lanier	1,500	\$50.00	\$75,000
Thomas	1,470	\$50.00	\$73,500
Seminole	220	\$295.00	\$64,900
Baker	1,200	\$50.00	\$60,000
Brooks	1,000	\$50.00	\$50,000
Chattahoochee	1,000	\$50.00	\$50,000

# Hunting Leases - Turkey

# Farm Gate Value 2006

Rank	County	Acres	\$/Acre	Farm Gate Value	Rank	County	Acres	\$/Acre	Farm Gate Value
36	Appling	5,000	\$2.00	\$10,000	8	Effingham	75,000	\$2.00	\$150,000
19	Atkinson	25,000	\$2.00	\$50,000	20	Elbert	15,000	\$3.00	\$45,000
12	Bacon	50,000	\$2.00	\$100,000	21	Emanuel	20,000	\$2.00	\$40,000
26	Baker	10,000	\$2.00	\$20,000	33	Evans	7,000	\$2.00	\$14,000
15	Baldwin	39,500	\$2.00	\$79,000	-	Fannin			\$0
37	Banks	4,000	\$2.00	\$8,000	53	Fayette	10	\$2.00	\$20
-	Barrow			\$0	-	Floyd			\$0
50	Bartow	250	\$2.00	\$500	-	Forsyth			\$0
16	Ben Hill	35,000	\$2.00	\$70,000	36	Franklin	5,000	\$2.00	\$10,000
31	Berrien	8,000	\$2.00	\$16,000	-	Fulton			\$0
-	Bibb			\$0	49	Gilmer	300	\$2.00	\$600
21	Bleckley	20,000	\$2.00	\$40,000	29	Glascocock	9,000	\$2.00	\$18,000
-	Brantley			\$0	-	Glynn			\$0
1	Brooks	125,000	\$4.00	\$500,000	-	Gordon			\$0
-	Bryan			\$0	44	Grady	1,000	\$2.00	\$2,000
7	Bulloch	100,000	\$2.00	\$200,000	48	Greene	500	\$2.00	\$1,000
5	Burke	125,000	\$2.00	\$250,000	-	Gwinnett			\$0
36	Butts	5,000	\$2.00	\$10,000	-	Habersham			\$0
37	Calhoun	4,000	\$2.00	\$8,000	-	Hall			\$0
-	Camden			\$0	34	Hancock	6,500	\$2.00	\$13,000
14	Candler	40,000	\$2.00	\$80,000	44	Haralson	1,000	\$2.00	\$2,000
33	Carroll	7,000	\$2.00	\$14,000	6	Harris	30,000	\$8.00	\$240,000
-	Catoosa			\$0	43	Hart	1,200	\$2.00	\$2,400
21	Charlton	20,000	\$2.00	\$40,000	13	Heard	45,000	\$2.00	\$90,000
-	Chatham			\$0	45	Henry	900	\$2.00	\$1,800
25	Chattahoochee	12,000	\$2.00	\$24,000	21	Houston	20,000	\$2.00	\$40,000
40	Chattooga	2,000	\$2.00	\$4,000	-	Irwin			\$0
-	Cherokee			\$0	-	Jackson			\$0
-	Clarke			\$0	32	Jasper	7,500	\$2.00	\$15,000
26	Clay	10,000	\$2.00	\$20,000	21	Jeff Davis	20,000	\$2.00	\$40,000
-	Clayton			\$0	22	Jefferson	17,000	\$2.00	\$34,000
-	Clinch			\$0	31	Jenkins	8,000	\$2.00	\$16,000
-	Cobb			\$0	38	Johnson	3,100	\$2.00	\$6,200
26	Coffee	10,000	\$2.00	\$20,000	18	Jones	27,000	\$2.00	\$54,000
28	Colquitt	9,250	\$2.00	\$18,500	23	Lamar	15,000	\$2.00	\$30,000
14	Columbia	40,000	\$2.00	\$80,000	40	Lanier	2,000	\$2.00	\$4,000
-	Cook			\$0	21	Laurens	20,000	\$2.00	\$40,000
43	Coweta	1,200	\$2.00	\$2,400	48	Lee	500	\$2.00	\$1,000
34	Crawford	6,500	\$2.00	\$13,000	-	Liberty			\$0
-	Crisp			\$0	42	Lincoln	1,500	\$2.00	\$3,000
44	Dade	1,000	\$2.00	\$2,000	47	Long	550	\$2.00	\$1,100
31	Dawson	8,000	\$2.00	\$16,000	16	Lowndes	35,000	\$2.00	\$70,000
12	Decatur	50,000	\$2.00	\$100,000	-	Lumpkin			\$0
-	DeKalb			\$0	32	Macon	7,500	\$2.00	\$15,000
21	Dodge	20,000	\$2.00	\$40,000	44	Madison	1,000	\$2.00	\$2,000
-	Dooly			\$0	14	Marion	40,000	\$2.00	\$80,000
12	Dougherty	50,000	\$2.00	\$100,000	-	McDuffie			\$0
-	Douglas			\$0	47	McIntosh	550	\$2.00	\$1,100
-	Early			\$0	11	Meriwether	56,000	\$2.00	\$112,000
12	Echols	50,000	\$2.00	\$100,000	41	Miller	1,850	\$2.00	\$3,700

# Hunting Leases - Turkey

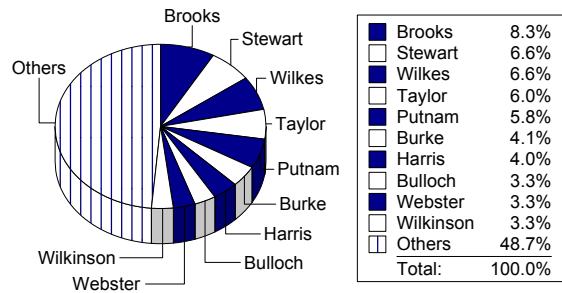
# Farm Gate Value 2006

Rank	County	Acres	\$/Acre	Farm Gate Value
-	Mitchell			\$0
-	Monroe			\$0
-	Montgomery			\$0
-	Morgan			\$0
-	Murray			\$0
-	Muscogee			\$0
-	Newton			\$0
40	Oconee	2,000	\$2.00	\$4,000
36	Oglethorpe	5,000	\$2.00	\$10,000
46	Paulding	600	\$2.00	\$1,200
-	Peach			\$0
-	Pickens			\$0
26	Pierce	10,000	\$2.00	\$20,000
25	Pike	12,000	\$2.00	\$24,000
-	Polk			\$0
31	Pulaski	8,000	\$2.00	\$16,000
4	Putnam	175,000	\$2.00	\$350,000
21	Quitman	20,000	\$2.00	\$40,000
-	Rabun			\$0
26	Randolph	10,000	\$2.00	\$20,000
39	Richmond	3,000	\$2.00	\$6,000
-	Rockdale			\$0
31	Schley	8,000	\$2.00	\$16,000
44	Screven	1,000	\$2.00	\$2,000
24	Seminole	6,500	\$4.00	\$26,000
48	Spalding	500	\$2.00	\$1,000
40	Stephens	2,000	\$2.00	\$4,000
2	Stewart	200,000	\$2.00	\$400,000
44	Sumter	1,000	\$2.00	\$2,000
49	Talbot	300	\$2.00	\$600
-	Taliaferro			\$0
12	Tattnall	50,000	\$2.00	\$100,000
3	Taylor	180,000	\$2.00	\$360,000
21	Telfair	20,000	\$2.00	\$40,000
35	Terrell	6,000	\$2.00	\$12,000
30	Thomas	8,700	\$2.00	\$17,400
51	Tift	200	\$2.00	\$400
-	Toombs			\$0
-	Towns			\$0
25	Treutlen	12,000	\$2.00	\$24,000
12	Troup	50,000	\$2.00	\$100,000
36	Turner	5,000	\$2.00	\$10,000
48	Twiggs	500	\$2.00	\$1,000
-	Union			\$0
17	Upson	30,000	\$2.00	\$60,000
39	Walker	3,000	\$2.00	\$6,000
-	Walton			\$0
-	Ware			\$0
52	Warren	112	\$2.00	\$224
9	Washington	70,000	\$2.00	\$140,000

Rank	County	Acres	\$/Acre	Farm Gate Value
10	Wayne	60,000	\$2.00	\$120,000
7	Webster	100,000	\$2.00	\$200,000
32	Wheeler	7,500	\$2.00	\$15,000
-	White			\$0
27	Whitfield	9,640	\$2.00	\$19,280
31	Wilcox	8,000	\$2.00	\$16,000
2	Wilkes	200,000	\$2.00	\$400,000
7	Wilkinson	100,000	\$2.00	\$200,000
26	Worth	10,000	\$2.00	\$20,000
<b>2006 Totals</b>		<b>2,789,712</b>		<b>\$6,037,424</b>

Percent of Other Income

## Top Ten Counties For Hunting Leases - Turkey



Top Ten Counties Hunting Leases - Turkey			
County	Acres	\$/Acre	Farm Gate Value
Brooks	125,000	\$4.00	\$500,000
Stewart	200,000	\$2.00	\$400,000
Wilkes	200,000	\$2.00	\$400,000
Taylor	180,000	\$2.00	\$360,000
Putnam	175,000	\$2.00	\$350,000
Burke	125,000	\$2.00	\$250,000
Harris	30,000	\$8.00	\$240,000
Bulloch	100,000	\$2.00	\$200,000
Webster	100,000	\$2.00	\$200,000
Wilkinson	100,000	\$2.00	\$200,000

# Miscellaneous

# Farm Gate Value 2006

County	Farm Gate Value	County	Farm Gate Value
Appling		Elbert	
Atkinson		Emanuel	
Bacon		Evans	\$3,000
Baker	\$240,000	Fannin	
Baldwin		Fayette	
Banks		Floyd	
Barrow		Forsyth	
Bartow		Franklin	
Ben Hill		Fulton	
Berrien		Gilmer	
Bibb		Glascocock	
Bleckley		Glynn	
Brantley		Gordon	
Brooks		Grady	
Bryan		Greene	
Bulloch	\$120,000	Gwinnett	
Burke		Habersham	
Butts		Hall	
Calhoun		Hancock	
Camden		Haralson	
Candler		Harris	
Carroll		Hart	
Catoosa		Heard	
Charlton	\$227,000	Henry	
Chatham		Houston	
Chattahoochee		Irwin	
Chattooga		Jackson	
Cherokee		Jasper	
Clarke		Jeff Davis	\$125,000
Clay		Jefferson	\$75,600
Clayton		Jenkins	
Clinch	\$100,000	Johnson	\$20,000
Cobb		Jones	
Coffee		Lamar	
Colquitt	\$54,400	Lanier	\$1,100,500
Columbia		Laurens	
Cook		Lee	\$4,000
Coweta		Liberty	
Crawford		Lincoln	
Crisp		Long	
Dade		Lowndes	
Dawson		Lumpkin	
Decatur		Macon	
DeKalb		Madison	
Dodge	\$100,000	Marion	
Dooly		McDuffie	
Dougherty		McIntosh	
Douglas		Meriwether	
Early		Miller	
Echols		Mitchell	\$250,000
Effingham		Monroe	

# Miscellaneous

# Farm Gate Value 2006

	Farm Gate Value		Farm Gate Value
County		County	
Montgomery		White	
Morgan		Whitfield	
Murray		Wilcox	
Muscogee		Wilkes	
Newton		Wilkinson	
Oconee		Worth	
Oglethorpe			
Paulding		<b>2006 Totals</b>	<b>\$2,770,500</b>
Peach	\$60,000	<b>Percent of Other Income</b>	
Pickens			
Pierce			
Pike			
Polk			
Pulaski			
Putnam	\$5,000		
Quitman			
Rabun			
Randolph			
Richmond	\$150,000		
Rockdale			
Schley			
Screven			
Seminole			
Spalding			
Stephens			
Stewart			
Sumter			
Talbot			
Taliaferro			
Tattnall			
Taylor			
Telfair			
Terrell			
Thomas			
Tift			
Toombs			
Towns			
Treutlen			
Troup			
Turner			
Twiggs			
Union			
Upson			
Walker			
Walton			
Ware			
Warren			
Washington	\$136,000		
Wayne			
Webster			
Wheeler			

# Total Other Income and AgriTourism Value, 2006

Rank	County	Farm Gate Value	Rank	County	Farm Gate Value	Rank	County	Farm Gate Value
28	Appling	\$7,723,738	84	Evans	\$1,894,188	111	Newton	\$748,018
36	Atkinson	\$6,495,985	92	Fannin	\$1,246,598	70	Oconee	\$2,736,914
39	Bacon	\$6,110,866	125	Fayette	\$460,971	116	Oglethorpe	\$646,046
15	Baker	\$11,209,619	63	Floyd	\$3,251,730	138	Paulding	\$272,794
113	Baldwin	\$702,200	156	Forsyth	\$12,106	66	Peach	\$3,084,749
132	Banks	\$342,527	137	Franklin	\$288,051	144	Pickens	\$145,953
146	Barrow	\$113,769	155	Fulton	\$16,832	41	Pierce	\$6,076,379
95	Bartow	\$1,126,845	115	Gilmer	\$656,972	122	Pike	\$513,965
55	Ben Hill	\$4,466,110	128	Glascocock	\$370,985	104	Polk	\$919,618
20	Berrien	\$9,485,891	159	Glynn	\$128	27	Pulaski	\$7,853,834
149	Bibb	\$83,739	124	Gordon	\$461,213	49	Putnam	\$4,888,391
43	Bleckley	\$5,256,065	29	Grady	\$7,224,244	87	Quitman	\$1,502,234
73	Brantley	\$2,668,374	126	Greene	\$448,792	81	Rabun	\$2,173,570
12	Brooks	\$12,834,885	158	Gwinnett	\$1,774	24	Randolph	\$8,422,299
131	Bryan	\$343,379	51	Habersham	\$4,671,052	79	Richmond	\$2,481,628
4	Bulloch	\$17,716,175	94	Hall	\$1,154,285	121	Rockdale	\$535,236
9	Burke	\$14,505,224	142	Hancock	\$213,420	98	Schley	\$1,014,333
83	Butts	\$1,991,198	139	Haralson	\$269,300	22	Screven	\$8,737,865
21	Calhoun	\$8,948,740	77	Harris	\$2,513,643	19	Seminole	\$9,722,644
67	Camden	\$3,000,000	117	Hart	\$630,756	145	Spalding	\$136,148
56	Candler	\$4,383,882	102	Heard	\$973,583	143	Stephens	\$166,189
91	Carroll	\$1,314,640	136	Henry	\$315,177	52	Stewart	\$4,668,612
153	Catoosa	\$27,195	45	Houston	\$5,011,507	16	Sumter	\$10,810,654
74	Charlton	\$2,590,561	11	Irwin	\$12,986,722	65	Talbot	\$3,170,122
154	Chatham	\$18,437	118	Jackson	\$625,772	150	Taliaferro	\$72,057
101	Chattahoochee	\$974,000	35	Jasper	\$6,757,287	38	Tattnall	\$6,164,452
123	Chattooga	\$509,921	42	Jeff Davis	\$5,679,070	44	Taylor	\$5,098,508
109	Cherokee	\$790,536	48	Jefferson	\$4,896,033	64	Telfair	\$3,214,470
133	Clarke	\$334,392	46	Jenkins	\$5,008,674	14	Terrell	\$11,547,575
57	Clay	\$4,004,034	88	Johnson	\$1,485,270	1	Thomas	\$24,375,765
129	Clayton	\$353,792	120	Jones	\$540,605	26	Tift	\$8,118,135
108	Clinch	\$811,897	114	Lamar	\$669,148	53	Toombs	\$4,644,210
157	Cobb	\$12,000	68	Lanier	\$2,934,510	78	Towns	\$2,487,800
13	Coffee	\$11,745,591	31	Laurens	\$7,121,506	103	Treutlen	\$944,405
5	Colquitt	\$17,616,508	18	Lee	\$10,354,886	54	Troup	\$4,559,462
105	Columbia	\$912,865	147	Liberty	\$111,768	25	Turner	\$8,233,367
17	Cook	\$10,433,986	69	Lincoln	\$2,876,348	72	Twiggs	\$2,704,733
134	Coweta	\$324,976	86	Long	\$1,651,410	107	Union	\$889,692
110	Crawford	\$789,661	58	Lowndes	\$3,916,836	106	Upson	\$890,537
23	Crisp	\$8,671,002	130	Lumpkin	\$348,517	135	Walker	\$324,185
141	Dade	\$227,647	33	Macon	\$6,791,227	127	Walton	\$371,856
100	Dawson	\$993,317	112	Madison	\$710,534	60	Ware	\$3,590,178
7	Decatur	\$17,025,502	75	Marion	\$2,546,164	71	Warren	\$2,717,476
89	DeKalb	\$1,400,000	96	McDuffie	\$1,116,317	47	Washington	\$4,982,527
40	Dodge	\$6,103,695	148	McIntosh	\$91,100	34	Wayne	\$6,762,027
2	Dooly	\$21,633,094	76	Meriwether	\$2,514,816	50	Webster	\$4,834,985
37	Dougherty	\$6,260,795	10	Miller	\$13,157,233	82	Wheeler	\$2,069,665
151	Douglas	\$45,858	3	Mitchell	\$19,537,706	119	White	\$561,627
8	Early	\$16,786,508	140	Monroe	\$230,301	97	Whitfield	\$1,042,822
62	Echols	\$3,256,302	93	Montgomery	\$1,173,615	30	Wilcox	\$7,198,354
59	Effingham	\$3,893,958	85	Morgan	\$1,658,641	61	Wilkes	\$3,535,770
99	Elbert	\$1,004,147	90	Murray	\$1,342,178	80	Wilkinson	\$2,323,701
32	Emanuel	\$6,992,807	152	Muscogee	\$42,395	6	Worth	\$17,311,061
<b>GEORGIA</b>								<b>\$641,332,327</b>

# The Center for Agribusiness and Economic Development



The Center for Agribusiness and Economic Development is a unit of the College of Agricultural and Environmental Sciences of the University of Georgia, combining the missions of research and extension. The Center has among its objectives:

- To provide feasibility and other short term studies for current or potential Georgia agribusiness firms and/or emerging food and fiber industries.
- To provide agricultural, natural resource, and demographic data for private and public decision makers.

To find out more, visit our Web site at: <http://www.caed.uga.edu>

Or contact:

John McKissick, Director  
Center for Agribusiness and Economic Development  
Lumpkin House  
The University of Georgia  
Athens, Georgia 30602  
Phone (706)542-0760  
[caed@agecon.uga.edu](mailto:caed@agecon.uga.edu)

The University of Georgia and Fort Valley State University, and the U.S. Department of Agriculture and counties of the state cooperating. Cooperative Extension offers educational programs, assistance and materials to all people without regard to race, color, national origin, age, sex or disability.

An equal opportunity/affirmative action organization committed to a diverse work force.

---

**Area Report No. 07-01**

**May, 2007**

---

Issued in furtherance of Cooperation Extension Acts of May 8 and June 30, 1914, the University of Georgia College of Agricultural and Environmental Sciences, and the U.S. Department of Agriculture cooperating.

J. Scott Angle, Dean and Director