



The University of Georgia

College of Agricultural and Environmental Sciences

2006 Georgia Farm Gate Fruits & Nuts Report

**Compiled by Susan R. Boatright and John C. McKissick
from information reported by Georgia Cooperative Extension
County Agents**

AR-07-05



www.caed.uga.edu

Table of Contents

Introduction	1
--------------------	---

Fruits & Nuts State Data:

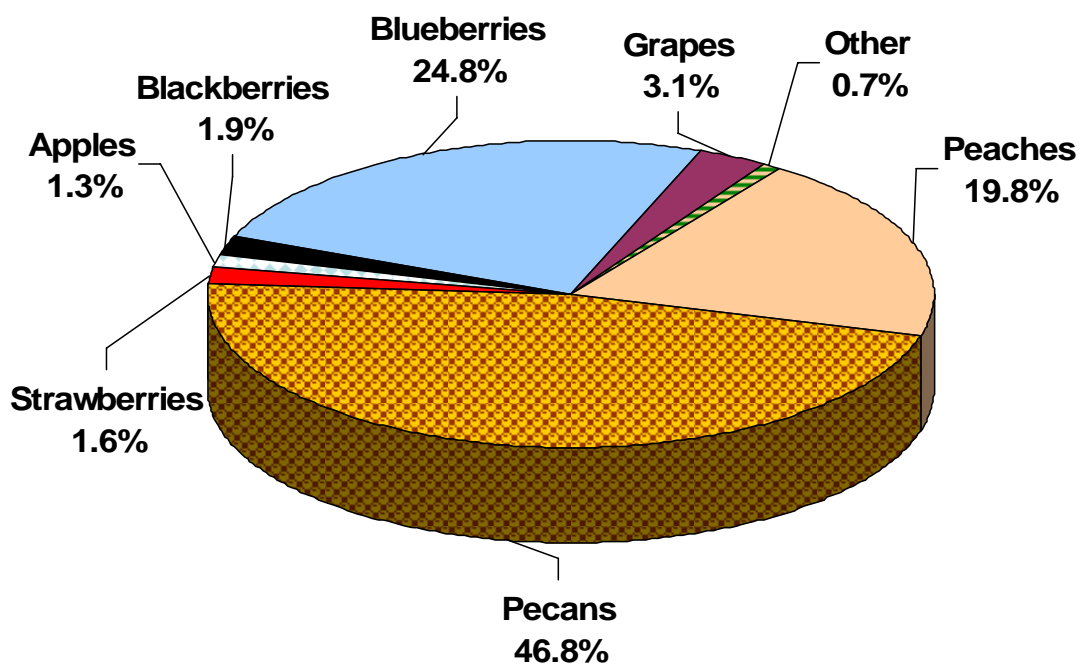
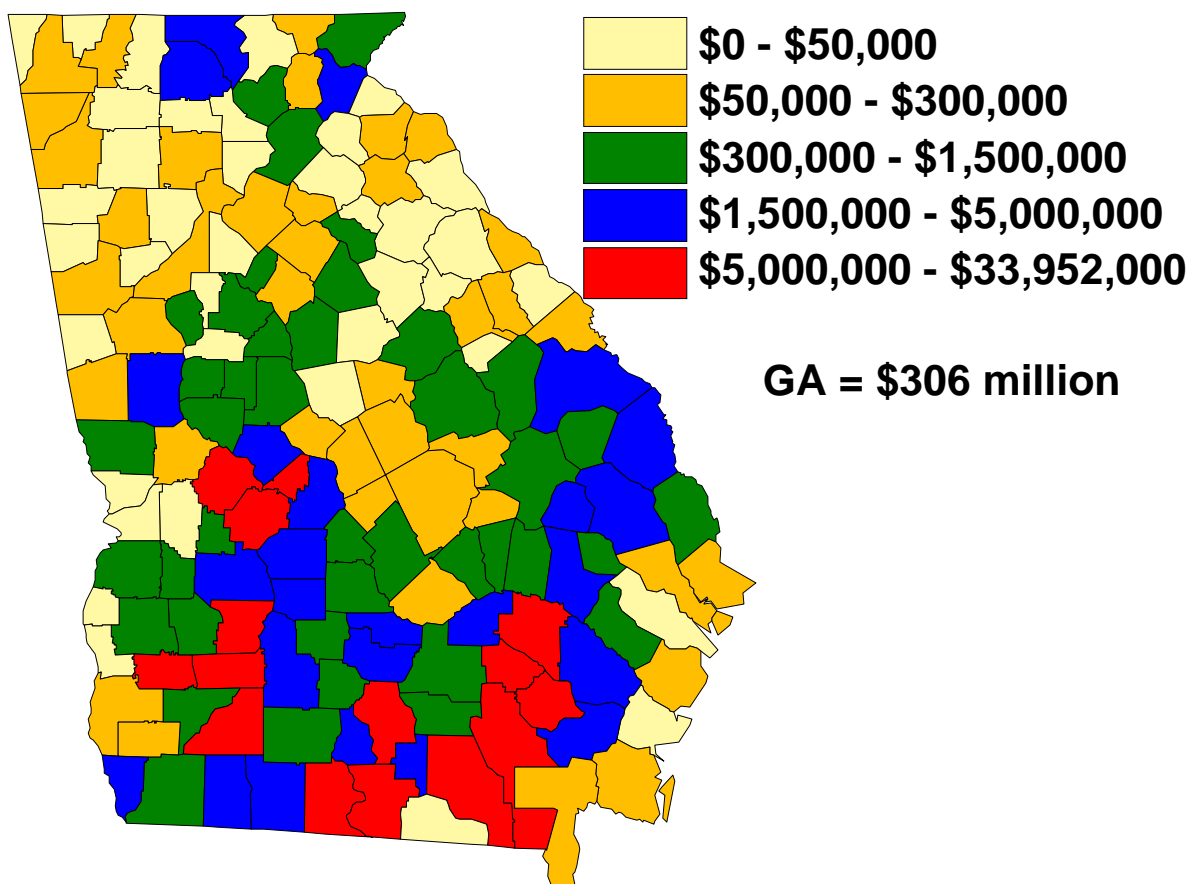
Farm Gate Fruits & Nuts Value, Total by County, map	2
Farm Gate Fruits & Nuts Value, GA Percentage by Commodity, graph.....	2
Table 1: Acreage Comparisons by Commodity: 2000-2006.....	3
Table 2: Value Comparisons by Commodity: 2000-2006.....	3

Fruits & Nuts County/State Data:

Acreage, Yield, Price and Value by commodity

Apples.....	4-5
Blackberries	6-8
Blueberries.....	9-16
Grapes	17-21
Peaches.....	22-26
Pecans.....	27-36
Strawberries.....	37-41
Other fruits & nuts	42
Map of Georgia Cooperative Extension Districts	43

Fruits & Nuts Farm Gate Value: 2006



2006 Georgia Fruits & Nuts Report Introduction

The Center for Agribusiness and Economic Development has published the Georgia Farm Gate Value Report annually since 1999. As the depth and breadth of the survey has continued to grow, it has become evident that in order to properly value fruits and nuts grown in the State of Georgia, it is necessary to collect more in-depth information. Due to space restraints this detailed information cannot be published in the main annual publication.

The 2006 Georgia Farm Gate Fruits & Nuts Report highlights uses for which the fruit and nut commodities are grown. For instance, blueberries are grown for fresh or frozen use and are offered to the public as U-Pick, often commanding different prices and yields for each use. This report will detail the various acreage, yields, prices and values by county. The collected data is used extensively by Cooperative Extension as well as by agencies and companies that support the fruit and nut commodities in Georgia.

Table 1: Georgia Fruits/Nuts Farm Gate Acreage Comparisons: 2000-2006

Crop	2000	2001	2002	2003	2004	2005	2006	Change			
								2000-2006		2005-2006	
								# acres	%	# acres	%
Apples	1,528	1,474	1,125	980	858	853	868	-860	-56%	15	2%
Blackberries	--	--	--	--	313	369	384	--	--	14	4%
Blueberries	5,607	6,639	8,054	7,994	8,452	9,042	10,278	4,671	83%	1,236	14%
Grapes	1,609	1,876	1,724	1,812	1,903	1,834	1,996	387	24%	162	9%
Peaches	15,795	15,971	16,473	16,743	17,109	16,412	15,310	-485	-3%	-1,101	-7%
Pecans	140,231	144,138	143,564	142,533	139,255	142,477	137,901	-2,330	-2%	-4,576	-3%
Strawberries	200	227	281	269	258	271	261	61	31%	-10	-4%
Other fruits & nuts	510	198	250	489	173	189	161	--	--	-28	-15%
Total	165,480	170,523	171,471	170,820	168,121	171,247	166,959	1,479	1%	-4,288	-3%

Table 2: Georgia Fruits/Nuts Farm Gate Value Comparisons: 2000-2006

Crop	2000	2001	2002	2003	2004	2005	2006
Apples	\$6,866,602	\$5,394,546	\$5,658,128	\$5,805,792	\$4,350,947	\$4,084,600	\$4,061,133
Blackberries	--	--	--	--	\$3,407,798	\$4,658,861	\$5,857,070
Blueberries	\$22,024,044	\$23,124,258	\$29,627,829	\$26,697,575	\$48,568,600	\$59,387,913	\$75,771,240
Grapes	\$6,890,378	\$6,198,274	\$6,241,945	\$6,355,525	\$7,378,613	\$7,150,995	\$9,620,272
Peaches	\$39,864,643	\$47,200,222	\$49,852,368	\$48,366,895	\$36,307,471	\$24,406,425	\$60,562,061
Pecans	\$129,204,166	\$75,870,855	\$45,814,273	\$69,246,230	\$121,145,069	\$161,202,875	\$143,243,088
Strawberries	\$3,797,133	\$4,023,330	\$4,492,716	\$3,839,020	\$3,915,302	\$5,548,358	\$4,952,994
Other Fruits/Nuts	\$1,407,245	\$2,281,495	\$2,312,412	\$5,131,901	\$2,333,089	\$1,457,230	\$2,061,742
Total Fruits & Nuts	\$210,054,210	\$164,102,980	\$143,999,672	\$165,442,938	\$227,406,888	\$267,897,257	\$306,129,599

Crop	Change			
	2000-2006		2005-2006	
	Dollars	%	Dollars	%
Apples	-\$2,805,469	-41%	-\$23,467	-1%
Blackberries	--	--	\$1,198,209	26%
Blueberries	\$53,747,196	244%	\$16,383,327	28%
Grapes	\$2,729,894	40%	\$2,469,277	35%
Peaches	\$20,697,418	52%	\$36,155,636	148%
Pecans	\$14,038,922	11%	-\$17,959,786	-11%
Strawberries	\$1,155,861	30%	-\$595,364	-11%
Other Fruits/Nuts	\$654,497	47%	\$604,512	41%
Total Fruits & Nuts	\$96,075,389	46%	\$38,232,342	14%

Apples

	Commercial	U-Pick	Total
Decatur	0 0 \$0.00 \$0	2 222 \$13.00 \$6,638	2 222 \$13.00 \$6,638
Douglas	0 0 \$0.00 \$0	2 120 \$13.00 \$3,120	2 120 \$13.00 \$3,120
Fannin	190 550 \$13.00 \$1,358,500	30 600 \$18.00 \$324,000	220 557 \$13.68 \$1,682,500
Fulton	0 0 \$0.00 \$0	15 215 \$13.00 \$41,925	15 215 \$13.00 \$41,925
Gilmer	250 450 \$16.00 \$1,800,000	10 200 \$18.00 \$36,000	260 440 \$16.08 \$1,836,000
Hall	32 225 \$17.00 \$122,400	0 0 \$0.00 \$0	32 225 \$17.00 \$122,400
Haralson	5 250 \$13.00 \$16,250	0 0 \$0.00 \$0	5 250 \$13.00 \$16,250
Hart	0 0 \$0.00 \$0	3 222 \$13.00 \$8,658	3 222 \$13.00 \$8,658
Lincoln	4 145 \$13.00 \$7,540	0 0 \$0.00 \$0	4 145 \$13.00 \$7,540
Madison	0 0 \$0.00 \$0	6 222 \$13.00 \$17,316	6 222 \$13.00 \$17,316
Paulding	0 0 \$0.00 \$0	25 160 \$13.00 \$52,000	25 160 \$13.00 \$52,000
Rabun	75 220 \$13.00 \$214,500	10 220 \$13.00 \$28,600	85 220 \$13.00 \$243,100
Troup	0 0 \$0.00 \$0	5 200 \$13.00 \$13,000	5 200 \$13.00 \$13,000

Acres
Yield--bushels (avg 45lbs)
Price/Bushel
Value

	Commercial	U-Pick	Total
Upton	1 222 \$13.00 \$2,886	0 0 \$0.00 \$0	1 222 \$13.00 \$2,886
Wilcox	0 0 \$0.00 \$0	3 200 \$13.00 \$7,800	3 200 \$13.00 \$7,800
Georgia Total	557 436 \$14.58 \$3,522,076	111 303 \$14.80 \$539,057	668 414 \$14.61 \$4,061,133

Blackberries

	Commercial	U-Pick	Total
Appling	50 5,000 \$2.98 \$745,000	0 0 \$0.00 \$0	50 5,000 \$2.98 \$745,000
Atkinson	2 2,500 \$2.98 \$11,175	0 0 \$0.00 \$0	2 2,500 \$2.98 \$11,175
Berrien	57 4,948 \$3.75 \$1,057,635	0 0 \$0.00 \$0	57 4,948 \$3.75 \$1,057,635
Bulloch	0 0 \$0.00 \$0	2 3,000 \$1.25 \$7,500	2 3,000 \$1.25 \$7,500
Butts	7 4,200 \$2.98 \$87,612	0 0 \$0.00 \$0	7 4,200 \$2.98 \$87,612
Candler	2 3,000 \$2.98 \$17,880	2 2,000 \$1.28 \$5,120	4 2,500 \$2.13 \$23,000
Cherokee	0 0 \$0.00 \$0	5 5,000 \$1.50 \$37,500	5 5,000 \$1.50 \$37,500
Clinch	22 6,500 \$3.50 \$500,500	0 0 \$0.00 \$0	22 6,500 \$3.50 \$500,500
Dodge	0 0 \$0.00 \$0	1 4,000 \$3.00 \$12,000	1 4,000 \$3.00 \$12,000
Elbert	0 0 \$0.00 \$0	2 500 \$1.28 \$1,280	2 500 \$1.28 \$1,280
Fannin	1 3,500 \$2.98 \$10,430	0 0 \$0.00 \$0	1 3,500 \$2.98 \$10,430
Fayette	0 0 \$0.00 \$0	12 3,500 \$1.28 \$53,760	12 3,500 \$1.28 \$53,760
Franklin	0 0 \$0.00 \$0	2 3,500 \$1.50 \$7,875	2 3,500 \$1.50 \$7,875

Acres
Yield (bounds)
Price/Pound
Value

	Commercial	U-Pick	Total
Habersham	0 0 \$0.00 \$0	2 5,000 \$1.28 \$12,800	2 5,000 \$1.28 \$12,800
Hancock	40 2,000 \$2.98 \$238,400	0 0 \$0.00 \$0	40 2,000 \$2.98 \$238,400
Irwin	86 5,000 \$2.98 \$1,281,400	0 0 \$0.00 \$0	86 5,000 \$2.98 \$1,281,400
Jeff Davis	8 7,000 \$2.98 \$166,880	0 0 \$0.00 \$0	8 7,000 \$2.98 \$166,880
Jones	0 0 \$0.00 \$0	1 3,500 \$1.28 \$4,480	1 3,500 \$1.28 \$4,480
Lamar	0 0 \$0.00 \$0	2 2,000 \$2.00 \$8,000	2 2,000 \$2.00 \$8,000
Lanier	25 10,500 \$3.50 \$918,750	0 0 \$0.00 \$0	25 10,500 \$3.50 \$918,750
Madison	0 0 \$0.00 \$0	2 2,500 \$1.28 \$6,400	2 2,500 \$1.28 \$6,400
Meriwether	0 0 \$0.00 \$0	7 4,500 \$1.28 \$40,320	7 4,500 \$1.28 \$40,320
Mitchell	0 500 \$2.98 \$373	0 0 \$0.00 \$0	0 500 \$2.98 \$373
Newton	0 0 \$0.00 \$0	4 5,000 \$1.28 \$25,600	4 5,000 \$1.28 \$25,600
Oconee	0 0 \$0.00 \$0	1 5,000 \$1.28 \$3,200	1 5,000 \$1.28 \$3,200
Pickens	1 600 \$2.00 \$900	0 0 \$0.00 \$0	1 600 \$2.00 \$900

	Commercial	U-Pick	Total
Pierce	10 9,000 \$2.98 \$268,200	0 0 \$0.00 \$0	10 9,000 \$2.98 \$268,200
Pike	0 0 \$0.00 \$0	2 5,000 \$1.25 \$12,500	2 5,000 \$1.25 \$12,500
Putnam	0 0 \$0.00 \$0	1 3,500 \$1.28 \$4,480	1 3,500 \$1.28 \$4,480
Seminole	0 0 \$0.00 \$0	1 5,000 \$1.28 \$6,400	1 5,000 \$1.28 \$6,400
Tattnall	10 5,000 \$2.98 \$149,000	4 5,000 \$1.75 \$35,000	14 5,000 \$2.63 \$184,000
Upson	1 5,000 \$2.98 \$14,900	0 0 \$0.00 \$0	1 5,000 \$2.98 \$14,900
Wayne	2 4,500 \$2.98 \$26,820	0 0 \$0.00 \$0	2 4,500 \$2.98 \$26,820
Whitfield	0 0 \$0.00 \$0	2 10,000 \$1.28 \$25,600	2 10,000 \$1.28 \$25,600
Wilcox	0 0 \$0.00 \$0	1 5,000 \$1.28 \$6,400	1 5,000 \$1.28 \$6,400
Worth	0 0 \$0.00 \$0	5 6,000 \$1.50 \$45,000	5 6,000 \$1.50 \$45,000
Georgia Total	324 5,257 \$3.19 \$5,495,855	60 4,288 \$1.40 \$361.215	384 5,106 \$2.91 \$5,857.070

Blueberries

	Fresh	Frozen	U-Pick	Total
Appling	1,100 3,500 \$2.46 \$9,471,000	1,100 1,500 \$1.28 \$2,112,000	0 0 \$0.00 \$0	2,200 2,500 \$1.87 \$11,583,000
Atkinson	40 4,500 \$2.46 \$442,800	0 0 \$0.00 \$0	0 0 \$0.00 \$0	40 4,500 \$2.46 \$442,800
Bacon	1,200 5,000 \$2.46 \$14,760,000	1,800 5,000 \$1.28 \$11,520,000	0 0 \$0.00 \$0	3,000 5,000 \$1.75 \$26,280,000
Baldwin	0 0 \$0.00 \$0	0 0 \$0.00 \$0	12 4,500 \$2.46 \$132,840	12 4,500 \$2.46 \$132,840
Barrow	0 0 \$0.00 \$0	0 0 \$0.00 \$0	3 4,000 \$2.46 \$29,520	3 4,000 \$2.46 \$29,520
Berrien	67 1,014 \$4.00 \$271,752	0 0 \$0.00 \$0	0 0 \$0.00 \$0	67 1,014 \$4.00 \$271,752
Bibb	1 4,500 \$2.46 \$5,535	0 0 \$0.00 \$0	0 0 \$0.00 \$0	1 4,500 \$2.46 \$5,535
Brantley	150 4,750 \$2.46 \$1,752,750	130 3,000 \$1.28 \$499,200	0 0 \$0.00 \$0	280 3,938 \$1.91 \$2,251,950
Brooks	0 0 \$0.00 \$0	0 0 \$0.00 \$0	20 1,200 \$2.00 \$48,000	20 1,200 \$2.00 \$48,000
Bryan	0 0 \$0.00 \$0	0 0 \$0.00 \$0	25 250 \$1.30 \$8,125	25 250 \$1.30 \$8,125
Bulloch	0 0 \$0.00 \$0	0 0 \$0.00 \$0	7 4,800 \$1.75 \$58,800	7 4,800 \$1.75 \$58,800
Burke	25 4,100 \$2.46 \$252,150	0 0 \$0.00 \$0	0 0 \$0.00 \$0	25 4,100 \$2.46 \$252,150
Butts	10 4,300 \$2.46 \$105,780	0 0 \$0.00 \$0	0 0 \$0.00 \$0	10 4,300 \$2.46 \$105,780

Acres
Yield (pounds)
Price/Pound
Value

	Fresh	Frozen	U-Pick	Total
Camden	6 2,200 \$2.46 \$32,472	0 0 \$0.00 \$0	0 0 \$0.00 \$0	6 2,200 \$2.46 \$32,472
Candler	40 1,300 \$2.46 \$127,920	0 0 \$0.00 \$0	0 0 \$0.00 \$0	40 1,300 \$2.46 \$127,920
Carroll	6 4,500 \$2.46 \$66,420	0 0 \$0.00 \$0	6 4,500 \$2.50 \$67,500	12 4,500 \$2.48 \$133,920
Charlton	2 4,500 \$2.46 \$22,140	0 0 \$0.00 \$0	2 4,200 \$2.00 \$16,800	4 4,350 \$2.23 \$38,940
Chatham	0 0 \$0.00 \$0	0 0 \$0.00 \$0	5 900 \$1.00 \$4,500	5 900 \$1.00 \$4,500
Chattooga	0 0 \$0.00 \$0	0 0 \$0.00 \$0	4 2,500 \$1.40 \$14,000	4 2,500 \$1.40 \$14,000
Cherokee	0 0 \$0.00 \$0	0 0 \$0.00 \$0	11 4,500 \$1.25 \$61,875	11 4,500 \$1.25 \$61,875
Clarke	5 900 \$2.46 \$11,070	0 0 \$0.00 \$0	0 0 \$0.00 \$0	5 900 \$2.46 \$11,070
Clinch	475 3,800 \$4.00 \$7,220,000	600 6,000 \$1.28 \$4,608,000	0 0 \$0.00 \$0	1,075 5,028 \$2.48 \$11,828,000
Coffee	78 5,200 \$2.46 \$997,776	0 0 \$0.00 \$0	0 0 \$0.00 \$0	78 5,200 \$2.46 \$997,776
Colquitt	62 1,618 \$3.92 \$393,239	0 0 \$0.00 \$0	0 0 \$0.00 \$0	62 1,618 \$3.92 \$393,239
Cook	30 4,000 \$2.46 \$295,200	0 0 \$0.00 \$0	0 0 \$0.00 \$0	30 4,000 \$2.46 \$295,200
Coweta	0 0 \$0.00 \$0	0 0 \$0.00 \$0	10 4,500 \$2.46 \$110,700	10 4,500 \$2.46 \$110,700

	Fresh	Frozen	U-Pick	Total
Dade	0 0 \$0.00 \$0	0 0 \$0.00 \$0	4 4,500 \$1.50 \$27,000	4 4,500 \$1.50 \$27,000
Effingham	35 4,500 \$2.46 \$387,450	0 0 \$0.00 \$0	5 4,500 \$1.00 \$22,500	40 4,500 \$2.28 \$409,950
Emanuel	4 3,000 \$2.46 \$29,520	0 0 \$0.00 \$0	0 0 \$0.00 \$0	4 3,000 \$2.46 \$29,520
Evans	0 0 \$0.00 \$0	0 0 \$0.00 \$0	5 4,000 \$1.50 \$30,000	5 4,000 \$1.50 \$30,000
Fannin	8 1,800 \$2.46 \$35,424	0 0 \$0.00 \$0	4 2,500 \$1.50 \$15,000	12 2,033 \$2.14 \$50,424
Fayette	0 0 \$0.00 \$0	0 0 \$0.00 \$0	14 3,780 \$1.87 \$98,960	14 3,780 \$1.87 \$98,960
Floyd	0 0 \$0.00 \$0	0 0 \$0.00 \$0	10 4,500 \$2.00 \$90,000	10 4,500 \$2.00 \$90,000
Gilmer	5 4,500 \$2.46 \$55,350	0 0 \$0.00 \$0	0 0 \$0.00 \$0	5 4,500 \$2.46 \$55,350
Glynn	0 0 \$0.00 \$0	0 0 \$0.00 \$0	3 2,500 \$2.46 \$18,450	3 2,500 \$2.46 \$18,450
Gordon	1 4,200 \$2.46 \$10,332	0 0 \$0.00 \$0	0 0 \$0.00 \$0	1 4,200 \$2.46 \$10,332
Grady	0 0 \$0.00 \$0	0 0 \$0.00 \$0	3 2,500 \$1.25 \$9,375	3 2,500 \$1.25 \$9,375
Greene	0 0 \$0.00 \$0	0 0 \$0.00 \$0	3 2,750 \$1.75 \$14,438	3 2,750 \$1.75 \$14,438
Gwinnett	10 2,500 \$2.46 \$61,500	0 0 \$0.00 \$0	0 0 \$0.00 \$0	10 2,500 \$2.46 \$61,500

	Fresh	Frozen	U-Pick	Total
Habersham	25 4,250 \$2.46 \$261,375	0 0 \$0.00 \$0	25 4,500 \$1.00 \$112,500	50 4,375 \$1.73 \$373,875
Hall	5 4,500 \$3.00 \$67,500	0 0 \$0.00 \$0	0 0 \$0.00 \$0	5 4,500 \$3.00 \$67,500
Haralson	4 1,080 \$2.46 \$10,627	0 0 \$0.00 \$0	0 0 \$0.00 \$0	4 1,080 \$2.46 \$10,627
Harris	20 2,800 \$2.46 \$137,760	0 0 \$0.00 \$0	0 0 \$0.00 \$0	20 2,800 \$2.46 \$137,760
Hart	0 0 \$0.00 \$0	0 0 \$0.00 \$0	6 3,500 \$1.00 \$21,000	6 3,500 \$1.00 \$21,000
Henry	0 0 \$0.00 \$0	0 0 \$0.00 \$0	4 2,000 \$2.00 \$16,000	4 2,000 \$2.00 \$16,000
Houston	0 0 \$0.00 \$0	0 0 \$0.00 \$0	6 200 \$1.50 \$1,800	6 200 \$1.50 \$1,800
Jeff Davis	196 5,500 \$2.46 \$2,651,880	0 0 \$0.00 \$0	0 0 \$0.00 \$0	196 5,500 \$2.46 \$2,651,880
Johnson	13 2,000 \$2.46 \$63,960	9 4,000 \$1.28 \$46,080	0 0 \$0.00 \$0	22 2,818 \$1.98 \$110,040
Lamar	0 0 \$0.00 \$0	0 0 \$0.00 \$0	5 3,000 \$2.00 \$30,000	5 3,000 \$2.00 \$30,000
Lanier	5 1,000 \$4.00 \$20,000	100 1,000 \$1.28 \$128,000	5 2,000 \$0.75 \$7,500	110 1,045 \$1.38 \$155,500
Laurens	15 3,500 \$2.46 \$129,150	0 0 \$0.00 \$0	0 0 \$0.00 \$0	15 3,500 \$2.46 \$129,150
Lee	0 0 \$0.00 \$0	0 0 \$0.00 \$0	28 400 \$1.50 \$16,800	28 400 \$1.50 \$16,800

	Fresh	Frozen	U-Pick	Total
Liberty	0 0 \$0.00 \$0	0 0 \$0.00 \$0	2 4,000 \$1.50 \$12,000	2 4,000 \$1.50 \$12,000
Long	38 4,500 \$2.46 \$420,660	82 4,500 \$1.28 \$472,320	0 0 \$0.00 \$0	120 4,500 \$1.65 \$892,980
Lowndes	10 5,000 \$2.46 \$123,000	35 6,000 \$1.28 \$268,800	4 2,500 \$1.00 \$10,000	49 5,510 \$1.50 \$401,800
Macon	0 0 \$0.00 \$0	52 2,000 \$1.28 \$133,120	2 3,500 \$1.00 \$7,000	54 2,056 \$1.27 \$140,120
Madison	0 0 \$0.00 \$0	0 0 \$0.00 \$0	3 3,900 \$2.00 \$23,400	3 3,900 \$2.00 \$23,400
McDuffie	0 0 \$0.00 \$0	0 0 \$0.00 \$0	6 10,000 \$2.46 \$147,600	6 10,000 \$2.46 \$147,600
McIntosh	12 3,700 \$2.46 \$109,224	0 0 \$0.00 \$0	0 0 \$0.00 \$0	12 3,700 \$2.46 \$109,224
Meriwether	20 3,200 \$2.46 \$157,440	0 0 \$0.00 \$0	22 2,300 \$1.80 \$91,080	42 2,729 \$2.11 \$248,520
Monroe	0 0 \$0.00 \$0	0 0 \$0.00 \$0	4 3,200 \$1.25 \$16,000	4 3,200 \$1.25 \$16,000
Murray	0 0 \$0.00 \$0	0 0 \$0.00 \$0	12 1,300 \$1.50 \$23,400	12 1,300 \$1.50 \$23,400
Newton	0 0 \$0.00 \$0	0 0 \$0.00 \$0	10 4,500 \$1.25 \$56,250	10 4,500 \$1.25 \$56,250
Oconee	0 0 \$0.00 \$0	0 0 \$0.00 \$0	5 4,400 \$1.35 \$29,700	5 4,400 \$1.35 \$29,700
Paulding	0 0 \$0.00 \$0	0 0 \$0.00 \$0	6 3,000 \$1.10 \$19,800	6 3,000 \$1.10 \$19,800

	Fresh	Frozen	U-Pick	Total
Peach	1 3,800 \$2.46 \$9,348	0 0 \$0.00 \$0	0 0 \$0.00 \$0	1 3,800 \$2.46 \$9,348
Pickens	2 1,750 \$3.00 \$10,500	0 0 \$0.00 \$0	0 0 \$0.00 \$0	2 1,750 \$3.00 \$10,500
Pierce	450 1,600 \$2.46 \$1,771,200	450 4,500 \$1.28 \$2,592,000	25 4,500 \$2.46 \$276,750	925 3,089 \$1.89 \$4,639,950
Polk	1 500 \$2.46 \$1,230	0 0 \$0.00 \$0	0 0 \$0.00 \$0	1 500 \$2.46 \$1,230
Putnam	0 0 \$0.00 \$0	0 0 \$0.00 \$0	3 3,000 \$2.00 \$15,000	3 3,000 \$2.00 \$15,000
Rabun	0 0 \$0.00 \$0	0 0 \$0.00 \$0	10 3,000 \$1.75 \$52,500	10 3,000 \$1.75 \$52,500
Richmond	0 0 \$0.00 \$0	0 0 \$0.00 \$0	2 2,600 \$2.00 \$10,400	2 2,600 \$2.00 \$10,400
Rockdale	5 4,350 \$2.46 \$53,505	0 0 \$0.00 \$0	0 0 \$0.00 \$0	5 4,350 \$2.46 \$53,505
Seminole	1 3,600 \$2.46 \$8,856	0 0 \$0.00 \$0	3 3,000 \$3.00 \$27,000	4 3,150 \$2.87 \$35,856
Stephens	0 0 \$0.00 \$0	0 0 \$0.00 \$0	6 2,500 \$2.46 \$36,900	6 2,500 \$2.46 \$36,900
Sumter	2 3,600 \$2.46 \$17,712	0 0 \$0.00 \$0	0 0 \$0.00 \$0	2 3,600 \$2.46 \$17,712
Tattnall	0 0 \$0.00 \$0	0 0 \$0.00 \$0	11 4,500 \$2.46 \$121,770	11 4,500 \$2.46 \$121,770
Taylor	0 0 \$0.00 \$0	0 0 \$0.00 \$0	8 2,200 \$1.50 \$26,400	8 2,200 \$1.50 \$26,400

	Fresh	Frozen	U-Pick	Total
Terrell	1 4,000 \$2.46 \$9,840	0 0 \$0.00 \$0	0 0 \$0.00 \$0	1 4,000 \$2.46 \$9,840
Thomas	42 4,100 \$2.46 \$423,612	0 0 \$0.00 \$0	0 0 \$0.00 \$0	42 4,100 \$2.46 \$423,612
Toombs	0 0 \$0.00 \$0	0 0 \$0.00 \$0	14 2,900 \$1.00 \$39,440	14 2,900 \$1.00 \$39,440
Towns	0 0 \$0.00 \$0	0 0 \$0.00 \$0	4 950 \$5.00 \$19,000	4 950 \$5.00 \$19,000
Troup	10 3,500 \$2.46 \$86,100	0 0 \$0.00 \$0	0 0 \$0.00 \$0	10 3,500 \$2.46 \$86,100
Turner	32 3,000 \$2.46 \$236,160	0 0 \$0.00 \$0	0 0 \$0.00 \$0	32 3,000 \$2.46 \$236,160
Upson	4 4,500 \$2.46 \$44,280	0 0 \$0.00 \$0	0 0 \$0.00 \$0	4 4,500 \$2.46 \$44,280
Walker	0 0 \$0.00 \$0	0 0 \$0.00 \$0	4 7,500 \$2.00 \$52,500	4 7,500 \$2.00 \$52,500
Walton	0 0 \$0.00 \$0	0 0 \$0.00 \$0	4 3,000 \$1.50 \$18,000	4 3,000 \$1.50 \$18,000
Ware	170 4,400 \$2.46 \$1,840,080	450 4,400 \$1.28 \$2,534,400	0 0 \$0.00 \$0	620 4,400 \$1.60 \$4,374,480
Washington	1 4,500 \$2.46 \$11,070	0 0 \$0.00 \$0	0 0 \$0.00 \$0	1 4,500 \$2.46 \$11,070
Wayne	290 1,500 \$2.46 \$1,070,100	310 5,000 \$1.28 \$1,984,000	12 2,000 \$1.10 \$26,400	612 3,283 \$1.84 \$3,080,500
Webster	0 0 \$0.00 \$0	0 0 \$0.00 \$0	1 1,500 \$1.90 \$2,850	1 1,500 \$1.90 \$2,850

	Fresh	Frozen	U-Pick	Total
Wilcox	6 2,300 \$2.46 \$33,948	0 0 \$0.00 \$0	0 0 \$0.00 \$0	6 2,300 \$2.46 \$33,948
Worth	0 0 \$0.00 \$0	0 0 \$0.00 \$0	3 6,000 \$2.25 \$40,500	3 6,000 \$2.25 \$40,500
Georgia Total	4,741 3,733 \$2.66 \$46,587,697	5,118 4,106 \$1.28 \$26,897,920	420 3,043 \$1.71 \$2,285,623	10,278 3,891 \$1.93 \$75,771,240

Grapes

	Table	U-Pick	Wine/Juice	Total
Appling	5 5.200 \$0.93 \$24,180	0 0 \$0.00 \$0	0 0 \$0.00 \$0	5 5.200 \$0.93 \$24,180
Baldwin	0 0 \$0.00 \$0	3 5.280 \$0.97 \$15,365	0 0 \$0.00 \$0	3 5.280 \$0.97 \$15,365
Barrow	0 0 \$0.00 \$0	0 0 \$0.00 \$0	57 2,500 \$0.85 \$121,125	57 2,500 \$0.85 \$121,125
Berrien	85 5,280 \$0.93 \$417,384	0 0 \$0.00 \$0	0 0 \$0.00 \$0	85 5,280 \$0.93 \$417,384
Bryan	0 0 \$0.00 \$0	15 3,500 \$0.97 \$50,925	0 0 \$0.00 \$0	15 3,500 \$0.97 \$50,925
Bulloch	0 0 \$0.00 \$0	25 5,000 \$0.97 \$121,250	12 5,500 \$0.69 \$45,540	37 5,162 \$0.88 \$166,790
Butts	10 6,300 \$0.93 \$58,590	0 0 \$0.00 \$0	0 0 \$0.00 \$0	10 6,300 \$0.93 \$58,590
Calhoun	0 0 \$0.00 \$0	0 0 \$0.00 \$0	180 6,400 \$0.69 \$794,880	180 6,400 \$0.69 \$794,880
Camden	0 0 \$0.00 \$0	4 5,500 \$0.97 \$21,340	0 0 \$0.00 \$0	4 5,500 \$0.97 \$21,340
Candler	4 8,000 \$0.93 \$29,760	0 0 \$0.00 \$0	0 0 \$0.00 \$0	4 8,000 \$0.93 \$29,760
Catoosa	0 0 \$0.00 \$0	0 0 \$0.00 \$0	2 3,000 \$0.85 \$5,100	2 3,000 \$0.85 \$5,100
Charlton	0 0 \$0.00 \$0	0 0 \$0.00 \$0	3 5,280 \$0.85 \$13,464	3 5,280 \$0.85 \$13,464
Cook	10 6,360 \$0.93 \$59,148	0 0 \$0.00 \$0	0 0 \$0.00 \$0	10 6,360 \$0.93 \$59,148
Coweta	0 0 \$0.00 \$0	10 5,280 \$0.97 \$51,216	0 0 \$0.00 \$0	10 5,280 \$0.97 \$51,216

Acres
Yield (pounds)
Price/Pound
Value

	Table	U-Pick	Wine/Juice	Total
Emanuel	0 0 \$0.00 \$0	22 4,500 \$0.97 \$96,030	0 0 \$0.00 \$0	22 4,500 \$0.97 \$96,030
Fannin	0 0 \$0.00 \$0	0 0 \$0.00 \$0	3 5,000 \$0.85 \$12,750	3 5,000 \$0.85 \$12,750
Fayette	0 0 \$0.00 \$0	15 5,500 \$0.97 \$80,025	0 0 \$0.00 \$0	15 5,500 \$0.97 \$80,025
Floyd	0 0 \$0.00 \$0	4 5,280 \$1.00 \$21,120	1 5,280 \$0.85 \$4,488	5 5,280 \$0.97 \$25,608
Fulton	0 0 \$0.00 \$0	10 5,400 \$0.97 \$52,380	0 0 \$0.00 \$0	10 5,400 \$0.97 \$52,380
Gordon	0 0 \$0.00 \$0	0 0 \$0.00 \$0	1 5,280 \$0.85 \$4,488	1 5,280 \$0.85 \$4,488
Grady	0 0 \$0.00 \$0	5 4,000 \$0.97 \$19,400	0 0 \$0.00 \$0	5 4,000 \$0.97 \$19,400
Habersham	40 5,000 \$0.93 \$186,000	0 0 \$0.00 \$0	52 8,500 \$0.85 \$375,700	92 6,978 \$0.88 \$561,700
Hall	18 5,500 \$1.00 \$99,000	0 0 \$0.00 \$0	0 0 \$0.00 \$0	18 5,500 \$1.00 \$99,000
Hancock	0 0 \$0.00 \$0	35 3,000 \$0.97 \$101,850	35 4,000 \$0.85 \$119,000	70 3,500 \$0.91 \$220,850
Henry	0 0 \$0.00 \$0	4 2,500 \$0.97 \$9,700	0 0 \$0.00 \$0	4 2,500 \$0.97 \$9,700
Irwin	400 5,280 \$0.93 \$1,964,160	0 0 \$0.00 \$0	105 5,280 \$0.69 \$382,536	505 5,280 \$0.88 \$2,346,696
Jasper	0 0 \$0.00 \$0	10 5,280 \$0.97 \$51,216	0 0 \$0.00 \$0	10 5,280 \$0.97 \$51,216
Jefferson	0 0 \$0.00 \$0	1 3,300 \$0.97 \$3,841	0 0 \$0.00 \$0	1 3,300 \$0.97 \$3,841

	Table	U-Pick	Wine/Juice	Total
Johnson	0 0 \$0.00 \$0	2 4,500 \$0.97 \$8,730	0 0 \$0.00 \$0	2 4,500 \$0.97 \$8,730
Lamar	3 4,500 \$0.93 \$12,555	5 4,000 \$1.00 \$20,000	0 0 \$0.00 \$0	8 4,188 \$0.97 \$32,555
Liberty	0 0 \$0.00 \$0	1 4,800 \$0.97 \$4,656	0 0 \$0.00 \$0	1 4,800 \$0.97 \$4,656
Lincoln	0 0 \$0.00 \$0	15 4,800 \$0.97 \$69,840	0 0 \$0.00 \$0	15 4,800 \$0.97 \$69,840
Long	0 0 \$0.00 \$0	5 5,280 \$0.97 \$25,608	0 0 \$0.00 \$0	5 5,280 \$0.97 \$25,608
Lowndes	35 13,000 \$0.93 \$423,150	4 6,000 \$0.97 \$23,280	10 15,000 \$0.85 \$127,500	49 12,837 \$0.92 \$573,930
Lumpkin	0 0 \$0.00 \$0	0 0 \$0.00 \$0	58 7,000 \$0.85 \$345,100	58 7,000 \$0.85 \$345,100
Madison	0 0 \$0.00 \$0	5 4,000 \$0.97 \$19,400	18 4,200 \$0.85 \$64,260	23 4,157 \$0.88 \$83,660
Meriwether	0 0 \$0.00 \$0	32 4,700 \$0.97 \$145,888	30 6,500 \$0.85 \$165,750	62 5,571 \$0.91 \$311,638
Monroe	0 0 \$0.00 \$0	5 4,400 \$0.97 \$21,340	0 0 \$0.00 \$0	5 4,400 \$0.97 \$21,340
Newton	2 5,280 \$1.00 \$10,560	5 5,280 \$1.00 \$26,400	25 5,280 \$0.85 \$112,200	32 5,280 \$0.88 \$149,160
Oconee	0 0 \$0.00 \$0	1 6,000 \$0.97 \$6,984	0 0 \$0.00 \$0	1 6,000 \$0.97 \$6,984
Paulding	0 0 \$0.00 \$0	8 3,600 \$0.97 \$27,936	0 0 \$0.00 \$0	8 3,600 \$0.97 \$27,936
Pickens	1 600 \$1.00 \$600	0 0 \$0.00 \$0	3 1,500 \$1.00 \$4,500	4 1,275 \$1.00 \$5,100

	Table	U-Pick	Wine/Juice	Total
Pierce	0 0 \$0.00 \$0	1 5,500 \$0.97 \$5,335	0 0 \$0.00 \$0	1 5,500 \$0.97 \$5,335
Pike	2 5,280 \$0.93 \$9,821	2 4,000 \$1.00 \$8,000	0 0 \$0.00 \$0	4 4,640 \$0.97 \$17,821
Rabun	0 0 \$0.00 \$0	0 0 \$0.00 \$0	25 5,000 \$0.85 \$106,250	25 5,000 \$0.85 \$106,250
Rockdale	0 0 \$0.00 \$0	2 6,200 \$0.97 \$12,028	0 0 \$0.00 \$0	2 6,200 \$0.97 \$12,028
Screven	300 5,280 \$0.93 \$1,473,120	0 0 \$0.00 \$0	0 0 \$0.00 \$0	300 5,280 \$0.93 \$1,473,120
Seminole	0 0 \$0.00 \$0	2 4,000 \$0.97 \$7,760	0 0 \$0.00 \$0	2 4,000 \$0.97 \$7,760
Spalding	0 0 \$0.00 \$0	20 1,500 \$0.90 \$27,000	0 0 \$0.00 \$0	20 1,500 \$0.90 \$27,000
Stephens	0 0 \$0.00 \$0	1 125 \$0.97 \$61	0 0 \$0.00 \$0	1 125 \$0.97 \$61
Sumter	0 0 \$0.00 \$0	2 500 \$0.97 \$970	0 0 \$0.00 \$0	2 500 \$0.97 \$970
Tattnall	0 0 \$0.00 \$0	2 5,280 \$0.97 \$10,243	0 0 \$0.00 \$0	2 5,280 \$0.97 \$10,243
Taylor	0 0 \$0.00 \$0	4 4,000 \$0.80 \$12,800	0 0 \$0.00 \$0	4 4,000 \$0.80 \$12,800
Terrell	5 400 \$0.93 \$1,860	0 0 \$0.00 \$0	0 0 \$0.00 \$0	5 400 \$0.93 \$1,860
Thomas	28 6,250 \$0.93 \$162,750	0 0 \$0.00 \$0	12 6,300 \$0.85 \$64,260	40 6,265 \$0.91 \$227,010
Toombs	0 0 \$0.00 \$0	5 2,000 \$0.97 \$9,118	0 0 \$0.00 \$0	5 2,000 \$0.97 \$9,118

	Table	U-Pick	Wine/Juice	Total
Towns	0 0 \$0.00 \$0	0 0 \$0.00 \$0	12 12,000 \$0.85 \$122,400	12 12,000 \$0.85 \$122,400
Treutlen	0 0 \$0.00 \$0	6 4,250 \$0.97 \$24,735	0 0 \$0.00 \$0	6 4,250 \$0.97 \$24,735
Troup	0 0 \$0.00 \$0	15 3,000 \$0.97 \$43,650	0 0 \$0.00 \$0	15 3,000 \$0.97 \$43,650
Walker	0 0 \$0.00 \$0	0 0 \$0.00 \$0	20 5,000 \$0.85 \$85,000	20 5,000 \$0.85 \$85,000
Washington	0 0 \$0.00 \$0	2 5,000 \$0.97 \$9,700	0 0 \$0.00 \$0	2 5,000 \$0.97 \$9,700
Wayne	8 1,200 \$0.93 \$8,928	10 750 \$0.97 \$7,275	6 5,000 \$0.85 \$25,500	24 1,963 \$0.93 \$41,703
Webster	0 0 \$0.00 \$0	1 3,000 \$0.97 \$2,910	0 0 \$0.00 \$0	1 3,000 \$0.97 \$2,910
White	0 0 \$0.00 \$0	0 0 \$0.00 \$0	43 9,200 \$0.75 \$296,700	43 9,200 \$0.75 \$296,700
Wilkinson	0 0 \$0.00 \$0	1 3,000 \$0.97 \$2,910	0 0 \$0.00 \$0	1 3,000 \$0.97 \$2,910
Georgia Total	956 5,549 \$0.93 \$4,941,566	327 4,049 \$0.97 \$1,280,215	713 6,140 \$0.78 \$3,398,491	1,996 5,515 \$0.88 \$9,620,272

Peaches

	Commercial	U-Pick	Total
Atkinson	3 7,140 \$0.46 \$9,853	0 0 \$0.00 \$0	3 7,140 \$0.46 \$9,853
Brooks	1,400 1,200 \$0.46 \$772,800	100 1,200 \$0.40 \$48,000	1,500 1,200 \$0.46 \$820,800
Bulloch	0 0 \$0.00 \$0	21 2,000 \$0.75 \$31,050	21 2,000 \$0.75 \$31,050
Cook	93 6,960 \$0.46 \$297,749	0 0 \$0.00 \$0	93 6,960 \$0.46 \$297,749
Coweta	0 0 \$0.00 \$0	2 7,140 \$0.46 \$6,569	2 7,140 \$0.46 \$6,569
Crawford	1,132 7,250 \$0.46 \$3,775,220	0 0 \$0.00 \$0	1,132 7,250 \$0.46 \$3,775,220
Decatur	0 0 \$0.00 \$0	8 2,000 \$0.25 \$4,100	8 2,000 \$0.25 \$4,100
Dodge	0 0 \$0.00 \$0	75 6,500 \$0.50 \$243,750	75 6,500 \$0.50 \$243,750
Dooly	60 7,140 \$0.46 \$197,064	0 0 \$0.00 \$0	60 7,140 \$0.46 \$197,064
Dougherty	2 8,800 \$0.46 \$8,096	5 8,800 \$0.25 \$11,000	7 8,800 \$0.31 \$19,096
Effingham	3 6,500 \$0.46 \$8,970	0 0 \$0.00 \$0	3 6,500 \$0.46 \$8,970
Fannin	15 6,500 \$0.46 \$44,850	5 6,800 \$0.55 \$18,700	20 6,575 \$0.48 \$63,550
Fayette	0 0 \$0.00 \$0	5 9,000 \$0.55 \$24,750	5 9,000 \$0.55 \$24,750

Acres
Yield (pounds)
Price/Pound
Value

	Commercial	U-Pick	Total
Franklin	15 5,000 \$0.46 \$34,500	0 0 \$0.00 \$0	15 5,000 \$0.46 \$34,500
Fulton	0 0 \$0.00 \$0	20 7,500 \$0.46 \$69,000	20 7,500 \$0.46 \$69,000
Gilmer	25 7,140 \$0.46 \$82,110	0 0 \$0.00 \$0	25 7,140 \$0.46 \$82,110
Habersham	0 0 \$0.00 \$0	75 7,000 \$1.00 \$525,000	75 7,000 \$1.00 \$525,000
Hall	65 7,400 \$1.00 \$481,000	0 0 \$0.00 \$0	65 7,400 \$1.00 \$481,000
Haralson	10 750 \$0.46 \$3,450	0 0 \$0.00 \$0	10 750 \$0.46 \$3,450
Hart	28 7,140 \$0.46 \$91,963	0 0 \$0.00 \$0	28 7,140 \$0.46 \$91,963
Henry	0 0 \$0.00 \$0	100 4,500 \$1.25 \$562,500	100 4,500 \$1.25 \$562,500
Houston	7 6,000 \$0.46 \$17,940	7 7,000 \$0.46 \$20,930	13 6,500 \$0.46 \$38,870
Irwin	2 7,130 \$0.46 \$6,560	0 0 \$0.00 \$0	2 7,130 \$0.46 \$6,560
Jasper	10 7,140 \$0.46 \$32,844	0 0 \$0.00 \$0	10 7,140 \$0.46 \$32,844
Jeff Davis	0 0 \$0.00 \$0	8 7,000 \$0.46 \$25,760	8 7,000 \$0.46 \$25,760
Jenkins	5 10 \$0.46 \$23	0 0 \$0.00 \$0	5 10 \$0.46 \$23

	Commercial	U-Pick	Total
Lincoln	15 100 \$0.46 \$690	0 0 \$0.00 \$0	15 100 \$0.46 \$690
Macon	2,208 10,000 \$0.46 \$10,156,800	0 0 \$0.00 \$0	2,208 10,000 \$0.46 \$10,156,800
Madison	10 7,000 \$0.46 \$32,200	5 6,500 \$0.50 \$16,250	15 6,833 \$0.47 \$48,450
Meriwether	500 8,700 \$0.46 \$2,001,000	220 7,000 \$0.32 \$492,800	720 8,181 \$0.42 \$2,493,800
Mitchell	7 10,000 \$0.46 \$32,200	0 0 \$0.00 \$0	7 10,000 \$0.46 \$32,200
Monroe	276 7,140 \$0.46 \$906,494	0 0 \$0.00 \$0	276 7,140 \$0.46 \$906,494
Morgan	0 0 \$0.00 \$0	12 6,000 \$0.52 \$37,440	12 6,000 \$0.52 \$37,440
Oconee	0 0 \$0.00 \$0	120 4,500 \$0.80 \$432,000	120 4,500 \$0.80 \$432,000
Paulding	0 0 \$0.00 \$0	7 5,200 \$0.25 \$9,100	7 5,200 \$0.25 \$9,100
Peach	6,200 10,000 \$0.46 \$28,520,000	3 7,000 \$0.90 \$18,900	6,203 9,999 \$0.46 \$28,538,900
Pierce	150 7,140 \$0.46 \$492,660	0 0 \$0.00 \$0	150 7,140 \$0.46 \$492,660
Pike	254 7,140 \$0.46 \$834,238	0 0 \$0.00 \$0	254 7,140 \$0.46 \$834,238
Rabun	10 5,000 \$0.46 \$23,000	0 0 \$0.00 \$0	10 5,000 \$0.46 \$23,000

	Commercial	U-Pick	Total
Screven	0 0 \$0.00 \$0	28 7,140 \$0.46 \$91,963	28 7,140 \$0.46 \$91,963
Seminole	35 8,000 \$0.65 \$182,000	10 7,000 \$0.27 \$18,900	45 7,778 \$0.57 \$200,900
Stephens	0 0 \$0.00 \$0	1 7,100 \$0.46 \$1,633	1 7,100 \$0.46 \$1,633
Sumter	2 6,500 \$0.46 \$5,980	0 0 \$0.00 \$0	2 6,500 \$0.46 \$5,980
Talbot	2 4,500 \$0.46 \$4,140	0 0 \$0.00 \$0	2 4,500 \$0.46 \$4,140
Tattnall	0 0 \$0.00 \$0	40 12,000 \$0.42 \$201,600	40 12,000 \$0.42 \$201,600
Taylor	1,840 10,000 \$0.46 \$8,464,000	0 0 \$0.00 \$0	1,840 10,000 \$0.46 \$8,464,000
Thomas	7 5,800 \$0.46 \$18,676	0 0 \$0.00 \$0	7 5,800 \$0.46 \$18,676
Tift	0 0 \$0.00 \$0	20 6,500 \$0.46 \$59,800	20 6,500 \$0.46 \$59,800
Toombs	0 0 \$0.00 \$0	1 3,000 \$0.30 \$900	1 3,000 \$0.30 \$900
Walton	6 1,500 \$0.46 \$4,140	0 0 \$0.00 \$0	6 1,500 \$0.46 \$4,140
Washington	0 0 \$0.00 \$0	3 5,500 \$0.46 \$7,590	3 5,500 \$0.46 \$7,590
Wayne	1 7,500 \$0.46 \$3,450	2 5,000 \$0.40 \$4,000	3 5,833 \$0.42 \$7,450

	Commercial	U-Pick	Total
Wilcox	0 0 \$0.00 \$0	11 7,140 \$0.40 \$31,416	11 7,140 \$0.40 \$31,416
Georgia Total	14,398 8,642 \$0.46 \$57,546,660	913 5,765 \$0.60 \$3,015,401	15,310 8,470 \$0.47 \$60,562,061

Pecans

		Total
Appling		350 300 \$1.95 \$204,750
Atkinson		254 500 \$1.95 \$247,650
Bacon		250 700 \$1.95 \$341,250
Baker		500 400 \$1.95 \$390,000
Baldwin		95 115 \$1.95 \$21,304
Barrow		10 600 \$1.95 \$11,700
Ben Hill		2,000 450 \$1.95 \$1,755,000
Berrien		2,880 925 \$1.95 \$5,194,800
Bibb		93 250 \$1.95 \$45,533
Bleckley		399 200 \$1.95 \$155,610
Brantley		100 300 \$1.95 \$58,500
Brooks		2,400 1,800 \$1.95 \$8,424,000

Acres
Yield (pounds)
Price/Pound
Value

		Total
Bryan		25 150 \$1.95 \$7,313
Bulloch		2,400 600 \$1.95 \$2,808,000
Burke		3,500 350 \$1.95 \$2,388,750
Butts		30 1,080 \$1.95 \$63,180
Calhoun		3,603 800 \$1.95 \$5,620,680
Candler		1,800 1,000 \$1.95 \$3,510,000
Charlton		50 400 \$1.95 \$39,000
Chatham		50 225 \$1.95 \$21,938
Chattooga		40 550 \$1.95 \$42,900
Clay		49 200 \$1.95 \$19,110
Clinch		100 250 \$1.95 \$48,750
Coffee		187 400 \$1.95 \$145,860

		Total
Colquitt		875 450 \$1.95 \$767,813
Cook		700 1,000 \$1.95 \$1,365,000
Coweta		20 50 \$1.95 \$1,950
Crawford		1,418 250 \$1.95 \$691,275
Crisp		3,312 500 \$1.95 \$3,229,200
Decatur		1,156 500 \$1.95 \$1,127,100
Dooly		2,810 300 \$1.95 \$1,643,850
Dougherty		15,200 1,100 \$1.95 \$32,604,000
Early		501 250 \$1.95 \$244,238
Effingham		125 200 \$1.95 \$48,750
Elbert		100 200 \$1.95 \$39,000
Emanuel		541 200 \$1.95 \$210,990

		Total
Evans		625 800 \$1.95 \$975,000
Franklin		30 70 \$1.95 \$4,095
Glascock		40 250 \$1.95 \$19,500
Grady		2,370 400 \$1.95 \$1,848,600
Hall		3 225 \$2.50 \$1,688
Hancock		500 750 \$1.95 \$731,250
Haralson		25 150 \$1.95 \$7,313
Harris		550 200 \$2.30 \$253,000
Hart		150 500 \$1.95 \$146,250
Houston		3,624 325 \$1.95 \$2,296,710
Irwin		1,200 250 \$1.95 \$585,000
Jasper		750 300 \$1.95 \$438,750

		Total
Jeff Davis		35 1,500 \$1.95 \$102,375
Jefferson		1,374 330 \$1.95 \$884,169
Jenkins		555 300 \$1.95 \$324,675
Johnson		100 300 \$1.95 \$58,500
Jones		75 100 \$1.95 \$14,625
Lamar		350 400 \$1.95 \$273,000
Lanier		1,553 400 \$1.95 \$1,211,340
Laurens		525 75 \$1.95 \$76,781
Lee		7,198 400 \$1.95 \$5,614,440
Lincoln		20 500 \$1.95 \$19,500
Long		26 600 \$1.95 \$30,420
Lowndes		4,500 600 \$1.95 \$5,265,000

		Total
Macon		5,139 400 \$1.95 \$4,008,420
Madison		35 1,200 \$1.95 \$81,900
Marion		45 250 \$1.95 \$21,938
McDuffie		80 600 \$1.95 \$93,600
Meriwether		250 300 \$1.95 \$146,250
Miller		156 400 \$1.95 \$121,680
Mitchell		13,000 450 \$1.50 \$8,775,000
Monroe		34 1,200 \$1.95 \$79,560
Montgomery		931 500 \$1.95 \$907,920
Morgan		230 700 \$1.95 \$313,950
Newton		75 200 \$1.95 \$29,250
Oconee		10 500 \$1.95 \$9,750

		Total
Paulding		6 1,200 \$1.95 \$14,040
Peach		7,300 375 \$1.95 \$5,338,125
Pierce		1,600 500 \$1.95 \$1,560,000
Pike		201 500 \$1.95 \$195,975
Pulaski		1,282 500 \$1.95 \$1,249,950
Putnam		130 68 \$1.95 \$17,238
Quitman		11 200 \$1.95 \$4,290
Randolph		757 450 \$1.95 \$664,268
Richmond		250 300 \$1.95 \$146,250
Schley		375 450 \$1.95 \$329,063
Screven		2,100 300 \$1.95 \$1,228,500
Seminole		1,025 950 \$1.95 \$1,898,813

		Total
Stewart		568 850 \$1.95 \$941,460
Sumter		5,200 350 \$1.95 \$3,549,000
Talbot		55 1,300 \$1.95 \$139,425
Tattnall		4,000 400 \$1.95 \$3,120,000
Taylor		121 200 \$1.95 \$47,190
Telfair		822 100 \$1.95 \$160,290
Terrell		1,646 400 \$1.95 \$1,283,880
Thomas		4,470 320 \$1.95 \$2,789,280
Tift		700 275 \$1.95 \$375,375
Toombs		793 400 \$1.95 \$618,150
Treutlen		73 300 \$1.95 \$42,705
Troup		30 300 \$1.95 \$17,550

		Total
Turner		1,248 350 \$1.95 \$851,760
Twiggs		305 250 \$1.95 \$148,688
Upson		286 1,000 \$1.95 \$557,700
Walton		12 1,500 \$1.95 \$35,100
Ware		1,400 550 \$1.95 \$1,501,500
Warren		340 200 \$1.95 \$132,600
Washington		2,400 200 \$1.95 \$936,000
Wayne		275 125 \$1.95 \$67,031
Webster		590 850 \$1.95 \$977,925
Wheeler		695 500 \$1.95 \$677,625
Wilcox		1,500 300 \$1.95 \$877,500
Wilkinson		115 500 \$1.95 \$112,125

		Total
Worth		1,134 600 \$1.95 \$1,326,780
Georgia Total		137,901 542 \$1.91 \$143,243,088

Strawberries

	Commercial	U-Pick	Total
Appling	7 17,000 \$1.42 \$168,980	0 0 \$0.00 \$0	7 17,000 \$1.42 \$168,980
Berrien	0 0 \$0.00 \$0	1 9,000 \$1.40 \$12,600	1 9,000 \$1.40 \$12,600
Bibb	0 0 \$0.00 \$0	5 12,000 \$1.40 \$84,000	5 12,000 \$1.40 \$84,000
Bryan	0 0 \$0.00 \$0	2 1,000 \$1.33 \$2,660	2 1,000 \$1.33 \$2,660
Bulloch	0 0 \$0.00 \$0	4 18,000 \$1.42 \$102,240	4 18,000 \$1.42 \$102,240
Burke	0 0 \$0.00 \$0	2 20,000 \$1.33 \$53,200	2 20,000 \$1.33 \$53,200
Butts	0 0 \$0.00 \$0	6 18,000 \$1.33 \$143,640	6 18,000 \$1.33 \$143,640
Candler	5 15,000 \$1.42 \$106,500	5 600 \$1.33 \$3,990	10 7,800 \$1.38 \$110,490
Chatham	0 0 \$0.00 \$0	6 10,000 \$1.33 \$79,800	6 10,000 \$1.33 \$79,800
Clarke	5 200 \$1.42 \$1,420	0 0 \$0.00 \$0	5 200 \$1.42 \$1,420
Clayton	0 0 \$0.00 \$0	3 700 \$1.33 \$2,793	3 700 \$1.33 \$2,793
Colquitt	0 0 \$0.00 \$0	2 7,000 \$1.25 \$17,500	2 7,000 \$1.25 \$17,500
Coweta	0 0 \$0.00 \$0	2 1,700 \$1.33 \$4,522	2 1,700 \$1.33 \$4,522

Acres
Yield (pounds)
Price/Pound
Value

	Commercial	U-Pick	Total
Dodge	0 0 \$0.00 \$0	4 15,000 \$1.50 \$90,000	4 15,000 \$1.50 \$90,000
Effingham	0 0 \$0.00 \$0	2 17,000 \$1.10 \$37,400	2 17,000 \$1.10 \$37,400
Evans	0 0 \$0.00 \$0	1 15,000 \$0.90 \$13,500	1 15,000 \$0.90 \$13,500
Fayette	0 0 \$0.00 \$0	20 4,000 \$1.33 \$106,400	20 4,000 \$1.33 \$106,400
Floyd	0 0 \$0.00 \$0	1 20,400 \$1.50 \$30,600	1 20,400 \$1.50 \$30,600
Franklin	0 0 \$0.00 \$0	2 10,000 \$1.25 \$25,000	2 10,000 \$1.25 \$25,000
Fulton	0 0 \$0.00 \$0	2 14,500 \$1.33 \$38,570	2 14,500 \$1.33 \$38,570
Gwinnett	4 39,800 \$1.42 \$226,064	0 0 \$0.00 \$0	4 39,800 \$1.42 \$226,064
Habersham	0 0 \$0.00 \$0	5 15,000 \$1.33 \$99,750	5 15,000 \$1.33 \$99,750
Hall	2 17,000 \$1.75 \$59,500	0 0 \$0.00 \$0	2 17,000 \$1.75 \$59,500
Harris	0 0 \$0.00 \$0	10 12,000 \$1.33 \$159,600	10 12,000 \$1.33 \$159,600
Hart	0 0 \$0.00 \$0	1 15,000 \$1.33 \$19,950	1 15,000 \$1.33 \$19,950
Henry	0 0 \$0.00 \$0	8 15,000 \$1.33 \$159,600	8 15,000 \$1.33 \$159,600

	Commercial	U-Pick	Total
Irwin	0 0 \$0.00 \$0	1 17,000 \$1.33 \$22,610	1 17,000 \$1.33 \$22,610
Jefferson	0 0 \$0.00 \$0	3 20,020 \$1.09 \$54,555	3 20,020 \$1.09 \$54,555
Lamar	0 0 \$0.00 \$0	2 15,000 \$1.25 \$37,500	2 15,000 \$1.25 \$37,500
Lowndes	0 0 \$0.00 \$0	5 10,000 \$1.33 \$66,500	5 10,000 \$1.33 \$66,500
Lumpkin	0 0 \$0.00 \$0	7 17,000 \$1.33 \$158,270	7 17,000 \$1.33 \$158,270
Macon	0 0 \$0.00 \$0	4 15,000 \$1.33 \$79,800	4 15,000 \$1.33 \$79,800
Meriwether	0 0 \$0.00 \$0	7 10,000 \$1.33 \$93,100	7 10,000 \$1.33 \$93,100
Miller	0 0 \$0.00 \$0	3 14,000 \$1.33 \$46,550	3 14,000 \$1.33 \$46,550
Mitchell	0 0 \$0.00 \$0	3 15,000 \$1.25 \$56,250	3 15,000 \$1.25 \$56,250
Oconee	0 0 \$0.00 \$0	6 17,000 \$1.80 \$168,300	6 17,000 \$1.80 \$168,300
Paulding	0 0 \$0.00 \$0	2 800 \$1.33 \$2,128	2 800 \$1.33 \$2,128
Peach	1 12,000 \$1.42 \$17,040	3 12,000 \$1.33 \$47,880	4 12,000 \$1.35 \$64,920
Pickens	0 2,500 \$1.50 \$938	0 0 \$0.00 \$0	0 2,500 \$1.50 \$938

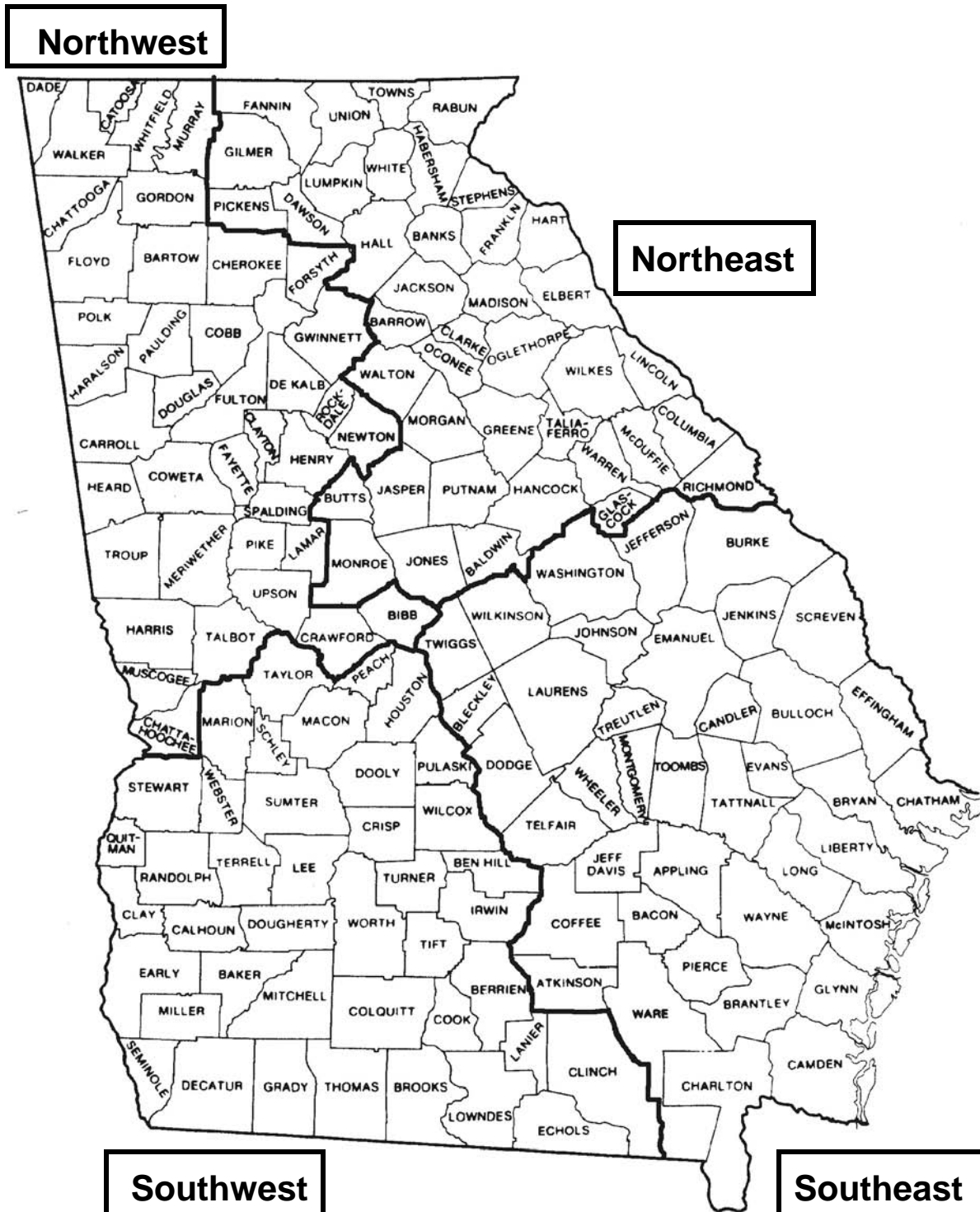
	Commercial	U-Pick	Total
Pike	0 0 \$0.00 \$0	2 17,000 \$1.33 \$45,220	2 17,000 \$1.33 \$45,220
Rabun	10 13,500 \$1.42 \$191,700	4 14,000 \$1.33 \$74,480	14 13,643 \$1.39 \$266,180
Rockdale	0 0 \$0.00 \$0	10 18,000 \$1.33 \$239,400	10 18,000 \$1.33 \$239,400
Screven	0 0 \$0.00 \$0	10 15,000 \$1.33 \$199,500	10 15,000 \$1.33 \$199,500
Seminole	2 21,000 \$2.42 \$101,640	0 20,000 \$1.33 \$6,650	2 20,889 \$2.30 \$108,290
Sumter	0 0 \$0.00 \$0	2 10,000 \$1.33 \$26,600	2 10,000 \$1.33 \$26,600
Talbot	1 15,000 \$1.42 \$21,300	0 0 \$0.00 \$0	1 15,000 \$1.42 \$21,300
Tattnall	0 0 \$0.00 \$0	3 17,000 \$1.33 \$67,830	3 17,000 \$1.33 \$67,830
Taylor	0 0 \$0.00 \$0	3 1,900 \$1.25 \$7,125	3 1,900 \$1.25 \$7,125
Tift	25 17,000 \$1.42 \$603,500	10 17,000 \$1.50 \$255,000	35 17,000 \$1.44 \$858,500
Toombs	0 0 \$0.00 \$0	2 14,500 \$1.33 \$38,570	2 14,500 \$1.33 \$38,570
Turner	0 0 \$0.00 \$0	2 17,000 \$1.33 \$45,220	2 17,000 \$1.33 \$45,220
Ware	0 0 \$0.00 \$0	2 12,000 \$1.33 \$31,920	2 12,000 \$1.33 \$31,920

	Commercial	U-Pick	Total
Washington	0 0 \$0.00 \$0	1 10,000 \$1.33 \$6,650	1 10,000 \$1.33 \$6,650
Wayne	4 18,000 \$1.42 \$102,240	0 0 \$0.00 \$0	4 18,000 \$1.42 \$102,240
Wilcox	0 0 \$0.00 \$0	3 18,000 \$1.50 \$81,000	3 18,000 \$1.50 \$81,000
Worth	0 0 \$0.00 \$0	3 17,000 \$2.50 \$106,250	3 17,000 \$2.50 \$106,250
Georgia Total	66 16,450 \$1.46 \$1,600,822	195 12,474 \$1.37 \$3,352,173	261 13,483 \$1.39 \$4,952,994

Other	Asian Pears	Blueberry Plants	Cherries	Mayhaws	Misc. Organic Fruit	Nectarines	Acres Value
Bulloch	0 \$0	0 \$0	0 \$0	0 \$0	0 \$0	0 \$0	
Clinch	0 \$0	30 \$750,000	0 \$0	0 \$0	0 \$0	0 \$0	
Crawford	0 \$0	0 \$0	0 \$0	0 \$0	0 \$0	6 \$22,500	
Fannin	0 \$0	0 \$0	2 \$10,000	0 \$0	0 \$0	0 \$0	
Lanier	0 \$0	0 \$0	0 \$0	5 \$10,000	0 \$0	0 \$0	
Pierce	54.3 \$646,170	0 \$0	0 \$0	0 \$0	0 \$0	0 \$0	
Walton	0 \$0	0 \$0	0 \$0	0 \$0	10 \$170,000	0 \$0	
Georgia Total	54.3 \$646,170	30 \$750,000	2 \$10,000	5 \$10,000	10 \$170,000	6 \$22,500	

Other	Pears	Pecan Nursery	Per-simmons	Plums	Raspberries	Total	Acres Value
Bulloch	7 \$5,082	0 \$0	0 \$0	0 \$0	0.0 \$0	7.0 \$5,082	
Clinch	0 \$0	0 \$0	0 \$0	0 \$0	0 \$0	30 \$750,000	
Crawford	0 \$0	0 \$0	0 \$0	8 \$1,080	0 \$0	14 \$23,580	
Fannin	0 \$0	0 \$0	0 \$0	0 \$0	0 \$0	2 \$10,000	
Irwin	0 \$0	0 \$0	26 \$10,335	0 \$0	0 \$0	26 \$10,335	
Lanier	0 \$0	10 \$400,000	0 \$0	0 \$0	0 \$0	15 \$410,000	
Oconee	0 \$0	0 \$0	0 \$0	0.0 \$0	0.1 \$875	0.1 \$875	
Pierce	0 \$0	0 \$0	1 \$2,700	0 \$0	0 \$0	55.3 \$648,870	
Walton	0 \$0	0 \$0	0 \$0	0 \$0	0 \$0	10 \$170,000	
Whitfield	0 \$0	0 \$0	0 \$0	0.0 \$0	1.5 \$33,000	1.5 \$33,000	
Georgia Total	7 \$5,082	10 \$400,000	27 \$13,035	8.0 \$1,080	1.6 \$33,875	160.9 \$2,061,742	

Georgia Cooperative Extension Districts



The Center for Agribusiness and Economic Development is a unit of the College of Agricultural and Environmental Sciences, combining the missions of research and extension.

The Center for Agribusiness and Economic Development



The Center for Agribusiness and Economic Development is a unit of the College of Agricultural and Environmental Sciences of the University of Georgia, combining the missions of research and extension. The Center has among its objectives:

- To provide feasibility and other short term studies for current or potential Georgia agribusiness firms and/or emerging food and fiber industries.
- To provide agricultural, natural resource, and demographic data for private and public decision makers.

To find out more, visit our Web site at: <http://www.caed.uga.edu>

Or contact:

John McKissick, Director
Center for Agribusiness and Economic Development
Lumpkin House
The University of Georgia
Athens, Georgia 30602
Phone (706)542-0760
caed@agecon.uga.edu

The University of Georgia and Fort Valley State University, and the U.S. Department of Agriculture and counties of the state cooperating. Cooperative Extension offers educational programs, assistance and materials to all people without regard to race, color, national origin, age, sex or disability.

An equal opportunity/affirmative action organization committed to a diverse work force.

Annual Report No. 07-05

June, 2007

Issued in furtherance of Cooperation Extension Acts of May 8 and June 30, 1914, the University of Georgia College of Agricultural and Environmental Sciences, and the U.S. Department of Agriculture cooperating.

Scott Angle, Dean and Director