


# Aesculapian

Vol. 11, No. 1

## Military Vets



Members of the U.S. Army Veterinary Corps were deployed to Haiti in 2000 to help provide humanitarian relief following a hurricane. Their work included rabies vaccination clinics and food inspections. Photo courtesy of Dr. Katie Carr.



Follow us on Facebook and Twitter  
[facebook.com/ugacvm](https://www.facebook.com/ugacvm)  
[twitter.com/ugavetmed](https://twitter.com/ugavetmed)



# Aesculapian

Winter/Spring 2011  
Vol. 11, No. 1

## EDITOR

Kat Yancey Gilmore

## CONTRIBUTING WRITERS

Nicole Owen  
David Dawkins  
Kelsey Allen  
Sue Myers Smith  
Johnathan McGinty

## PHOTOGRAPHY

Sue Myers Smith  
Rick O'Quinn  
Chris Herron

## DESIGNER

Lindsay Robinson  
Office of Public Affairs

## ADMINISTRATION

Michael F. Adams, President  
Jere W. Morehead, Provost  
Sheila W. Allen, Dean  
Gary Baxter, Director of Hospital  
Kat Yancey Gilmore, Director of Public Relations  
Kathy Bangle, Director of Veterinary External Affairs

*Aesculapian* is published by the University of Georgia  
College of Veterinary Medicine Office of Public Relations  
for alumni and friends.

To send story ideas, class notes or letters to the editor,  
please submit to:

Editor, *Aesculapian*  
The University of Georgia  
College of Veterinary Medicine  
Athens, GA 30602-7371

or email: [kygilmor@uga.edu](mailto:kygilmor@uga.edu)

Copyright © 2011 by the University of Georgia. No part  
of this publication may be reproduced without permission  
from the editor.

The University of Georgia is committed to principles of  
equal opportunity and affirmative action.

## UGA College of Veterinary Medicine Alumni Association Board

Michael Topper, President  
Tim Montgomery, Immediate Past President  
Flynn Nance, President-elect  
Doris Miller, Secretary  
Ruth McNeill Vaughn  
Scott Westmoreland  
Marian Shuler Holladay  
Dolores Kunze  
Stephen Arbitter  
Charlie Broussard  
Scott Bryant  
Stephanie Jordan  
Jan Sosnowski Nichol  
Sheila W. Allen, ex officio

## Dear Alumni and Friends of the College,

As the signs of spring begin to emerge, I bring greetings to all of you from the College of Veterinary Medicine. In this issue of the *Aesculapian* we celebrate the many contributions to our profession and to our community that our College and our alumni make throughout each year. As we graduate new veterinarians each year we continue to build our great profession, and through our outreach programs we provide ongoing opportunities for professional growth for our alumni, our veterinary community, and for our faculty and staff. We constantly review our educational processes to ensure we are preparing our students to serve the future needs of our society.

All of these efforts to continually rejuvenate our profession are represented in this issue of the *Aesculapian*. A great example of something new that will endure is the story about the scholarship fund that was created by our students to commemorate a well-loved classmate, Josh Howle.

Also, be sure to read our companion cover stories on veterinarians who serve us all as members of the U.S. Armed Forces. One story highlights four alumni who have served as members of the U.S. Army Veterinary Corps. The other highlights the broader mission of the corps, and tells you how our College faculty is helping to provide crucial Continuing Education to aid veterinarians who serve to help rebuild animal agriculture in areas of the world severely impacted by war.

As we contemplate the struggles of others, we are reminded of struggles closer to home. Two members of our Small Animal Medicine and Surgery faculty have enlisted themselves and many of our students in an effort to help veterinarians understand the link between domestic violence and animal abuse. Their "Vets for Pets and People" project recently won an award for the life-changing contributions these students and faculty members are making to our greater Athens community.

Even closer to the CVM: As you've probably heard by now, we do not expect the Georgia General Assembly to fund our new Veterinary Medical Learning Center this year. We agree that it is a time to be conservative with diminished state funding, and look forward to working with the legislature to acquire funds for this important project next year. We remain committed to our ongoing efforts to raise private funds over this year so that we will be well-positioned to obtain state support in 2012. Currently, we are almost halfway toward our fundraising goal of \$15 million in private donations. Our friends at Merial and the Georgia Aquarium helped us rejuvenate this campaign last August by hosting a fundraiser during the AVMA convention in Atlanta. On behalf of the College, I offer a very hearty public thank you to our hosts that evening, as well as to all of you who joined us for the event. Also, a huge thanks to those of you who were not able to join us, but who have contributed to this cause. Building this facility is vital to our mission to educate more veterinarians to serve the needs of future generations, as well as to our mission to offer the greatest care possible for our patients and their owners.

The economic downturn has certainly impacted the College, as it has everyone in every walk of life. The faculty and staff have worked very hard with the College administration to cut back where we can, yet minimally impact our students. I am proud to say that the College is on firm financial footing, albeit scaled down, and that we have resisted raising tuition excessively to make ends meet. The students' educational debt load remains an important consideration for us, and we will do everything possible to minimize it.

As we continue to work our way through a difficult economy, please join me in taking great pride in all of the ways in which our students, alumni, faculty and staff triumph, and in which the entire veterinary community contributes the ongoing renewal of our profession.

As always, thank you for your continued support of our College. Your generosity paves the way for an even greater tomorrow.

*Sheila W. Allen*  
Dean



# Contents

## Features

- 8 **Military service yields interesting career for many UGA CVM alumni**
- 12 **UGA CVM helps military veterinarians hone their field skills**
- 16 **Kidney transplant brought new life to both recipient and donor**
- 18 **CVM students following in parents' footsteps**

## Departments

- 2 **CVM News**
  - VTH adds Linear Accelerator to Oncology Service
  - Just for Josh
  - Dean's Tailgate
  - Seilers give CVM a bronze of Uga VI
  - Remembering Big Bad Bruce
  - CVM hosts Diversity Symposium for Southeastern Veterinary Colleges
  - UGA College of Veterinary Medicine's 'Vets for Pets and People' project recognized for service to Athens
  - UGA researchers find Plavix may offer safe alternative as prophylactic treatment for dogs at risk of thromboembolic disease
- 22 **Faculty News**
  - Faculty Highlights
  - The Morris Animal Foundation awards
  - SEVN holds inagural meeting at UGA
  - New Faculty



- 24 **Student News**
  - Student Highlights
  - Open House
- 26 **Alumni News**
  - Letter from Alumni Association President
  - Stan Baker's career gets the third degree
  - Distinguished Alumni
  - Gov. Sonny Perdue receives 2010 Dr. Fred C. Davison Award
  - Dr. John E. Hayes receives 2010 A. M. Mills Award
  - Get your own AnAtomic Dog!
  - Class Notes
  - Obits
  - Dr. Charles R. Rigdon (1928-2010)
- 30 **Development News**
  - Steady progress toward our goal to build the VMLC
  - Why I Give.... Dr. Doris Miller (DVM '76)

## Back Cover

- Upcoming alumni events and CE schedule



Follow us on Facebook and Twitter  
[facebook.com/ugacvm](https://facebook.com/ugacvm)  
[twitter.com/ugavetmed](https://twitter.com/ugavetmed)



*This issue proudly supported  
by the U.S. Army*

## VTH adds Linear Accelerator to Oncology Service

By Nicole Owen

A linear accelerator, which delivers radiation therapy, is now available to oncology patients of the UGA Veterinary Teaching Hospital. There is one other linac in Georgia and about four in the neighboring states of South Carolina, Florida and Alabama. There are also fewer than 100 veterinary radiation oncologists in the country.

“The benefit we have here at UGA is that we have two oncologists (Dr. Michelle Turek and Dr. Jessica Lawrence) who are dually certified in both medical and radiation oncology, so it allows us to provide true comprehensive care for our patients,” said Dr. Michelle Turek, who joined the radiation oncology team in April 2009. Dr. Turek was recently appointed as Chief of Staff for Diagnostic Imaging and Radiotherapy.

The linac began treating patients in September and can accommodate both small and large animals. “The animals we most commonly treat are dogs and cats. We will work closely with the large animal team to offer radiotherapy to select equine cases as well as with the exotic animal veterinarians to treat rabbits, ferrets, birds and other exotic species,” said Dr. Turek.

There are no special eligibility criteria as long as the oncology team determines that treatment with radiation will benefit the patient. “We aim to identify which patients will be best served by definitive or curative-intent protocols where the goal is to put tumors into remission, and even cure them,” said Dr. Turek. “For patients with large incurable tumors that cause pain or clinical signs, a palliative approach is often the most appropriate option to improve quality of life. We work to tailor the treatment approach to the patient’s and client’s needs.”

For radiotherapy, anesthesia is needed to immobilize patients during the treatment process. “Anesthesia is usually one of the pet owner’s biggest concerns going into therapy, but people quickly come to realize that it’s actually safe and very well tolerated,” said Dr. Turek. The protocols used allow for a brief anesthetic period and quick recovery.

The linac enables more precise treatment of cancerous tissues to minimize unpleasant side effects, which fall into two categories: early effects and late effects. “The early effects of radiation are those that affect rapidly-proliferating normal tissues in the radiation field, like the skin, oral cavity or the surface of the eye,” Dr. Turek said. “While these side effects can be unpleasant, they are self-limiting and resolve within weeks after treatment. If needed, they are managed with antibiotics and pain medication, but generally they are acceptable and don’t require intensive medical intervention.” Late effects manifest in normal tissues that turn over slowly, like bone and neuronal tissue. These effects must be avoided because they are more severe and do not resolve. Utilizing treatment-planning software in conjunction with the linac, the team is able to minimize the radiation dose to critical normal tissues, thereby reducing the risk of late effects.

The radiation oncology service also offers strontium-90 plesiotherapy for focal, superficial tumors including ocular tumors and select skin tumors in large and small animals. Radioiodine is available for treatment of feline hyperthyroidism.



**The first patients to use the Linear Accelerator at the UGA Veterinary Teaching Hospital arrived on Sept. 13, 2010. VTH client Ms. Sally Tillapaugh’s dog, Jaxson (photo above), was the first patient; Dr. Julie Coffield’s cat, Lexi (photo below), was the second patient. Dr. Turek is pictured with Lexi.**



# Just for Josh

## Howle Scholarship honors well-loved classmate

By David Dawkins (DVM 2011)

To those who knew him, Josh Howle was the sort of person who could brighten the mood just by walking into a room. Josh possessed a contagious smile; you could not help but be entertained while in his presence. As a friend, he always had words of comfort and encouragement during tough times. Josh held himself to very high standards in life, and his friends found Josh to be a source of inspiration.

Josh died in a traffic accident near his hometown of Hartsville, S.C., in June 2009. Those of us who were inspired by Josh wanted to ensure that he could continue to inspire others, so we created The Joshua Howle Memorial Veterinary Scholarship. Thanks to a generous outpouring of support, we were able to provide the first scholarship that year.

Many people have worked diligently to raise funds through participation in a wide variety of activities, including: classmates and Howle family members who ran in the 2010 Critz Tybee Island Half-Marathon; students who have pledged to give annually; students who have agreed to donate the money they would normally receive for board exams; and a senior



**Josh Howle was one of many CVM students to volunteer at the 44th Annual Atlanta Steeplechase, held Saturday, April 25, 2009, at Kingston Downs, near Rome, Ga.**

class gift to the fund from the Class of 2010.

The first time I met Josh was as an undergraduate at the University of Georgia, in an advanced bovine reproduction class. What I recall from that first encounter was Josh's possession of equal parts charm and practical understanding of the subject matter. He was leaps and bounds ahead of his peers in his knowledge and application in the field of theriogenology. He had a special knack for academia and was always in the top of his class; moreover, Josh possessed the ability to explain challenging ideas in a way for all to understand.

As an undergraduate, Josh worked for Russ Page, a cattle farmer and reproductive specialist in the greater Athens area. Josh traveled with Page to Canada, where he presented the findings of a research project to members of both the American Embryo Transfer Association and the Canadian Embryo Transfer Association.

"This was an international audience of about 300 to 350 people who represent the embryo transfer industry in these two countries," Page recalled. "To my knowledge, Josh is the only undergraduate student to ever present a research paper to these two combined associations. He did an excellent job with the presentation and even excelled at answering questions from fellow scientists."

Josh graduated from the UGA College of Agricultural and Environmental Sciences in 2007, and was accepted into the UGA College of Veterinary Medicine Class of 2011. According to his parents, Josh wanted to be a veterinarian from an early age and before he entered college, began pursuing his dream by working as the day-to-day business manager of his family's poultry and beef operations. In 2003, just after graduating from high school as an honors student, Josh was named the State FFA Star in Agribusiness by the South Carolina FFA Association at Clemson University. Along with this honor, he was awarded a trip to the National FFA Convention in Louisville, Ky., and competed in the National FFA Star



**Josh Howle performs Teddy Bear Surgery at the annual Open House, held in 2009.**

in Agribusiness Finals. Additionally, Josh excelled as a top competitor in the state's: FFA Soil Judging Finals; FFA Livestock Judging Competition; the Agricultural Mechanics Career Development event; and the FFA-sponsored Public Speaking and Parliamentary Procedure competition.

Josh's parents and brother are proud of the impression he left on his classmates and friends. They feel honored that a memorial scholarship was created on his behalf and they look forward to getting to know the recipient each year.

"Having Josh's name permanently associated with the College through a scholarship provides a positive impact forever," shared Kathy Bangle, Director of Veterinary External Affairs. "Many veterinary students through the years will benefit from being a Josh Howle scholar. Having known Josh, I think he would be thrilled with his special legacy."

To donate to this scholarship, contact our Development office at 706/542-1807, or [give2vet@uga.edu](mailto:give2vet@uga.edu)



## Dean's Tailgate

Photos by Sue Myers Smith

The annual Dean's Tailgate was held under warm, sunny skies on Saturday, October 9, 2010, at 9:30 a.m. before the Georgia-Tennessee football game. Several hundred faculty, staff, alumni and students, plus their families and guests, joined in the fun. Best Buy provided flat-screen

TVs - subsequently donated to the Teaching Hospital - for visitors to watch the game, and brought along a Wii game system for guests to play out. The event was sponsored by Roy Ayers, whose family has had a long-standing relationship with the College through the Atlanta Kennel Club.



**Pictured l to r: Dr. Sheila W. Allen, dean; Frank W. "Sonny" Seiler; Wesley Wofford, sculptor; Dr. R. Bruce Hollett, associate professor and veterinarian to Uga mascots. Photo courtesy of Mrs. Libby Hollett.**

## Seilers give CVM a bronze of Uga VI

A bronze maquette of Uga VI, which sits atop a pedestal, now greets visitors to the main lobby of the College.

The statue was a gift from Frank W. "Sonny" Seiler and the Seiler family in honor of the love and care the College has bestowed upon all the Uga mascots through the years. All of the University's mascots have been pets owned by the Seilers.

The bronze is nearly life-size and weighs about 100 pounds. It is one of two original artistic studies made by sculptor Wesley Wofford, who was commissioned by a friend of Seiler's to create an 8-foot statue of Uga VI for a Savannah restaurant chain called "The Dawg House Grill," which opened in 2006. The restaurants are now closed.

The UGA College of Veterinary Medicine has provided care for the Uga mascots since 1957. Dr. Bruce Hollett has been the lead UGA veterinarian for the Uga mascots for the last two decades.

## CVM hosts Diversity Symposium for Southeastern Veterinary Colleges

More than 70 people attended the second Southeastern Veterinary Student Diversity Matters Symposium, hosted by the UGA College of Veterinary Medicine.

“Diversity and Veterinary Medical Education: Building on our Individual and Collective Strengths,” was the symposium’s theme; the goal was to create a “College Climate Survey” for each participating college. Eleven veterinary colleges were represented at the event, including eight of the nine colleges from the southeast.

Symposium speakers gave presentations on variety of topics, with the purpose of stimulating discussion and informing participants of the goal of the symposium. Dr. Cheryl Dozier, the university’s associate provost for institutional diversity, gave a presentation entitled, “Courageous Conversations & Difficult Dialogues: Addressing the Elephant in the Room.” This interactive presentation was a great kick-off to the symposium and was the highest-rated presentation of the day.

Five recent DVM graduates (three from North Carolina State University, one from UGA and one from Tuskegee University) hosted a panel discussion during which each spoke about their experiences as a veterinarian of color during the first five years after graduation. This session enabled students to look outside of themselves and better understand how diversity issues affect not only their veterinary education but also their veterinary career.

“The symposium presentations from our speakers and panelists helped show how diversity touches every aspect of our profession, from how better understanding of cultural attitudes and practices effect medical care to recognizing how our differences can unite us,” said Dr. Paige Carmichael, the College’s associate dean for academic affairs.

Students from each college were asked to bring with them a draft of a college climate survey for their school. The draft was to include: the target population, a technique of collecting data, an approach for analyzing data, and a few sample survey questions. By the symposium’s end, participants concluded it would be best to compile one survey to be given by all schools, rather individual surveys. Each college could then add college-specific questions to the survey. The drafts and recommendations were passed on to the Association of American Veterinary Medical Colleges (AAVMC). The final survey results were presented at the AAVMC Iverson Bell Symposium in March 2011 and submitted for publication in the “Journal of Veterinary Medical Education.”

Veterinary colleges represented at the symposium were: Auburn University; Louisiana State University; Mississippi State University; North Carolina State University; Tuskegee University; University of Tennessee; University of Georgia; Virginia–Maryland Regional; Iowa State University; Michigan State University, and the University of Minnesota.

The symposium was made possible by the generous support of Merial Limited, Hill’s Pet Nutrition, the University of Georgia President’s Venture Fund, and Banfield, The Pet Hospital.

The first symposium was held in March 2006 at North Carolina State University and was attended by representatives from industry, veterinary medical schools and private businesses.



Frank W. “Sonny” Seiler, Dr. Bruce Hollett, Swann Seiler and Uga VIII at the collaring ceremony held in October 2010.

## Big Bad Bruce

A short life, but well-loved

On February 4, 2011, about a month after being diagnosed with lymphoma, we lost our latest mascot. Though we did not know him long, Uga VIII will always have a special place in the hearts of those of us who study, teach and work at the CVM. Uga VIII was named “Big Bad Bruce” in honor of one of our alumni: Dr. R. Bruce Hollett (DVM ’72). Dr. Hollett has helped oversee veterinary care for all the mascot dogs since Uga V, and he is an associate professor of theriogenology in the College’s Department of Large Animal Medicine.

We extend our condolences to Uga’s family, the Seilers, on the loss of their pet.

If you would like to learn more about the UGA Veterinary Teaching Hospital’s Oncology Service or support our cancer research, please visit us online at: [www.vet.uga.edu/cancer](http://www.vet.uga.edu/cancer)

# UGA College of Veterinary Medicine's 'Vets for Pets and People' project recognized for service to Athens

By Kat Yancey Gilmore

A student-led and faculty-supported volunteer outreach project, from the University of Georgia College of Veterinary Medicine, was recently recognized for its efforts to heighten awareness about the link between animal abuse and domestic violence, and to provide help to victims who own companion animals.

"Vets for Pets and People" was named "Advocate of the Year" for 2010 by the Domestic Violence Task Force of Athens-Clarke and Oconee Counties.

"We are honored to be recognized by the Domestic Violence Task Force of Athens," said Dr. Kate Creevy, an assistant professor of small animal medicine and co-founder of the group. "Our students, staff and faculty recognize the significant community impact of domestic violence. We are committed to increasing awareness within our profession about the link between animal abuse and domestic violence, and to providing support for the pets of individuals seeking refuge from their abusers."

Vets for Pets and People was launched in 2009 by Drs. Creevy and Karen Cornell with the help of a \$5,000 Scholarship of Engagement Grant from UGA.

Creevy and Cornell said they first learned of the link, and the problem on a national scale, from a friend who is a social worker. About that same time, another friend was participating in the "Dancing with Athens Stars" competition, an annual fundraiser benefitting Project Safe, a local non-profit organization providing services to victims of domestic violence.

"These two events sparked our interest to investigate what we could do as veterinarians to help," said Creevy.

The grant money provided funding to develop and print two brochures that students are distributing to veterinarians throughout Georgia. One brochure is designed to help veterinarians identify animals that

may be experiencing abuse, as well as to increase awareness that clients who are victims of domestic violence may turn to veterinarians with questions about safety for their pets if they seek refuge for themselves. The second brochure targets both clients who may be involved in an abusive relationship and the general public. Both brochures contain information on where to seek help, as well as facts on the links between the two types of abuse.

To help promote their mission and encourage Georgia's veterinarians to utilize the brochures, Cornell, Creevy and veterinary students are reaching out to the College's alumni, to local practitioners, and, through the Georgia Veterinary Medical Association, to practitioners statewide. In early November, Cornell and Jennifer Trzcinski (DVM '13) gave the keynote address to veterinary professionals at the 2010 GVMA Fall Veterinary Conference.

"This project has provided our students with a unique service-learning opportunity," noted Cornell, a professor of small animal medicine and surgery. "In addition to having raised the awareness of our profession and the general public regarding this important problem, students like Jennifer have increased their own knowledge base surrounding this topic and practiced the skills needed to convey this information to colleagues."

To help boost awareness among veterinarians on a national level, Creevy gave an address on the project, its goals and objectives to the fall meeting of the North American Veterinary College Administrators, which represents all 31 veterinary colleges in North America. Creevy and Cornell hope the talk will encourage sister institutions to participate in similar programs.

"Our long-term goal is to create a self-sustaining program, through the support of fundraising and partnership with our colleagues in industry," said Creevy. "Students recently sponsored a fundraiser called 'No Shave November,' a 30-day period during which participants did



As part of the "Vets for Pets and People" initiative, pets of victims of domestic violence have been put into foster care in the homes of UGA College of Veterinary Medicine faculty, staff and students. Pictured above are veterinary student Michelle Morrison (DVM '11), (left), and resident Dr. Andrea Wang (right), who are caring for a 1-year-old yellow lab while he is awaiting a foster home. Right: Brianna Galbreath, an anesthesia orderly at the UGA Veterinary Teaching Hospital, is fostering this 1-year-old boxer.



**Dr. Kate Creevy displays the two brochures created for the “Vets for Pets and People” project, which Dr. Creevy helped launch in 2009 with the help of a \$5,000 Scholarship of Engagement Grant from UGA.**

not shave. So-called “growers” paid an entry fee and raised money from supporters who felt that participant could grow the fullest beard within the time period. The event raised approximately \$1600 dollars in support of Vets for Pets and People, and students are working now to develop a fundraiser for spring.”

In addition to promoting greater awareness, faculty and student volunteers involved with the program work closely with Project Safe to provide foster care to animals whose owners have sought temporary shelter from domestic violence. Kendall Sawyer Flynt (DVM '12) was the first “fosterer” in the Vets for Pets and People program. “My husband and I kept an older dog and a puppy for a domestic abuse victim while she was sheltered in Project Safe,” said Flynt. “The owner missed her animals very much, so we were able to work out discreet and anonymous visitations for her to see her older dog. It was good for her to know that everything was going well for her pets.”

“Years and years ago when we were talking to people on the hotline, we’d have to say, ‘I’m sorry, we don’t have a way to take care of your pet. We can try to help you find somewhere,’” said Joan Prittie, executive director of Project Safe. “Since we started working with the UGA College of Veterinary Medicine, we can ask ‘Are you worried about any pets?’ because we now have the resources to do something about it.”

In 2009, thanks to the help available from Vets for Pets and People volunteers, Project Safe provided 220 nights of pet shelter for victims of domestic violence.

To inquire about brochures, or for more information about Vets for Pets and People, contact the College’s Public Relations office at 706/583-5485. If you would like to make a donation on behalf of the program, contact the College’s Development office at 706/542-1807.

## UGA researchers find Plavix may offer safe alternative as prophylactic treatment for dogs at risk of thromboembolic disease

Companion animals that have a long-term need for anticoagulant drug therapies may soon find help in a top-selling antiplatelet drug marketed to humans: clopidogrel, commonly known by the trade-name Plavix.

Researchers at the College have found that clopidogrel may be a safe and effective treatment for dogs that need long-term anticoagulant therapy. In addition, it may offer a safe alternative to NSAIDs for treating dogs at risk of thromboembolism due to concurrent therapeutic use of corticosteroids.

Other than aspirin, there are currently no approved antiplatelet drug therapies available to prophylactically treat companion animals with known or suspected hypercoagulability. Anticoagulants such as heparin, which must be administered by injection, are often used instead; but for patients who need long-term treatment, the researchers on the study said many animal owners are reluctant to administer injectable drugs to their pets.

In addition, critically ill dogs are at risk for thromboembolic disease, including pulmonary and aortic thromboembolism, both of which are associated with severe illness or even death. Dogs that develop thrombosis and are subsequently treated with thrombolytic agents are at a substantial risk of hemorrhage or metabolic instability.

The researchers wanted to evaluate clopidogrel as a potential treatment for dogs with hypercoagulability due to excessive platelet activation. Clopidogrel, which is only available as an oral therapy, has been safely administered to cats, rabbits and calves, but little has been published about its effects in dogs.

In a study of healthy dogs, researchers found that most dogs had a significant inhibition of platelet function within three hours of receiving clopidogrel. All of the dogs in the study tolerated the drug well and showed no evidence of bruising, hemorrhage or other adverse effects. In addition, platelet activity returned to normal levels within approximately seven days after the drug was discontinued, which is similar to the response found in humans.

The researchers caution that their study only provides data on the effectiveness of clopidogrel in healthy dogs, and not on dogs that are critically ill or receiving other drugs. Further pharmacokinetic and pharmacodynamic studies in critically ill canine patients are planned, in addition to studies evaluating this drug in healthy horses.

The research team included Dr. Benjamin M. Brainard, assistant professor of critical care at the college; Dr. Stephanie A. Kleine, of Georgia Veterinary Specialists; Dr. Mark G. Papich, a professor of clinical pharmacology at North Carolina State University; and Dr. Steven C. Budsberg, a professor of orthopedic surgery at the college. Their study is published in the July 2010 issue of *The American Journal of Veterinary Research*; it can be found online at: <http://avmajournals.avma.org/toc/ajvr/71/7>

The study was funded by a First Award Grant, awarded to Dr. Brainard from the Morris Animal Foundation. These grants provide research funding for young faculty to act as principal investigators in areas that advance research in companion animal and wildlife health.



# Military service yields interesting career for many UGA CVM alumni

By Kelsey Allen

Veterinarians have officially served in the U.S. military for about 100 years, but their involvement in American military efforts pre-dates the birth of our nation. It was Gen. George Washington who first mandated that a regiment of farriers be established for the upcoming Revolutionary War effort. Nearly a century later, during the Civil War, a veterinary surgeon was assigned to each cavalry regiment with the rank of regimental sergeant-major and pay of \$75 a week.

Recognized for their strong educational background in a variety of public health oriented disciplines, in the

1890s veterinarians were sought to inspect military food supplies. On June 3, 1916, Congress established the U.S. Army Veterinary Corps, acknowledging the invaluable role veterinarians played in the military.

Taking into account the varied role veterinarians had already served, it seems no surprise that the corps adopted a similarly diverse set of responsibilities for official duties. Today, the roles in which the men and women of the Army Veterinary Corps serve include research and development, public health and food safety, and providing veterinary care for the animals involved in the military.

**Members of the U.S. Army Veterinary Corps traveled to Haiti in 2000 to vaccinate dogs against rabies. The medical humanitarian relief mission was conducted after a hurricane hit the island nation. Photo courtesy of Dr. Katie Carr.**



The Veterinary Corps is currently composed of some several hundred veterinarians, including a number of men and women who graduated from the University of Georgia College of Veterinary Medicine. Here are a few of their stories:

**Dr. Tim Loonam (DVM '00)** said the military helped him early on by awarding scholarships for both his undergraduate and veterinary school years. Dr. Loonam, whose experience as a member of the veterinary corps began in Fort Jackson, S.C., emphasized the crucial public health efforts for which the veterinary corps is responsible: "Basically any food, water or drink being consumed by anyone in the military or their families on base is from sources approved by the U.S. Army Veterinary Corps," he said. "The veterinary corps has this mission for the entire U.S. Department of Defense." The veterinary corps was also on the forefront of efforts to monitor the West Nile virus, said Dr. Loonam, who recalled participating in the "... initial testing and surveillance programs in South Carolina...."

During the Iraq invasion, Dr. Loonam was reassigned to lead a veterinary squad of the 248th Medical Detachment out of Ft. Bragg, N.C. "The 248th is the only airborne veterinary unit in the world, and supports airborne, special operations and other combat units around the world," he said. During his 13 months in Iraq, Dr. Loonam traveled extensively throughout the country working with military dog teams and the food safety mission. The second half of his tour provided unique, albeit dangerous, experiences primarily in Al Anbar Province, which he referred to as "The Wild West." While in



**Dr. Katie Carr performs a dental prophylaxis on a military working dog at a veterinary facility on Kadena Air Force Base in Okinawa, Japan. Photo courtesy of Dr. Katie Carr.**

Al Anbar, Dr. Loonam helped with the early stages of reestablishing the University of Baghdad College of Veterinary Medicine. He also encountered Saddam Hussein's lions and vaccinated endangered Iraqi jungle cats against rabies, which, he said, was a significant problem among feral animals in the region. Dr. Loonam said he was glad the experience left him unscathed, as he later learned the jungle cats are extremely dangerous and unpredictable.

Dr. Loonam also found himself in an unusual role for a veterinarian: "One of the most bizarre twists was being assigned with the Alpha Surgical Company, a U.S. Navy Field Hospital at Al Asad Air Base during the battles of Fallujah," he said. "Because of the shortages of medical staff with that surgical company, I was assigned as triage officer when the wounded Marines and Iraqis arrived by

ambulance and helicopter."

Dr. Loonam currently holds the rank of lieutenant colonel, and is now home working in his private practice in South Carolina. He is hopeful his son, Jack, will be attending UGA in the fall of 2011.

**Lt. Col. Robert Randall Thompson (DVM '86)** launched his career in the U.S. Army Veterinary Corps in 1990 when he left a small animal practice to volunteer to serve in the corps during the Gulf War. Recognized worldwide as an expert in military working dog surgery, Dr. Thompson's career experiences are a testament to the flexibility of knowledge that is routinely required of a military veterinarian. He has: provided emergency care to government-owned marine mammals; been a rabies consultant for military bases and military hospitals; cared for livestock in underdeveloped nations;

served as Commander and Chief Surgeon of a 55-patient field hospital for military working dogs in South Korea; run the surgical referral service for U.S. military working dogs worldwide; run veterinary medical treatment centers and field hospitals in multiple parts of the world; overseen the care of thousands of military animals; and commanded numerous units and many personnel.

When he deployed to Iraq in August 2005, Dr. Thompson was the first member of the corps to serve in the Iraqi Theater as a 64E, which is an Army Veterinary Corps Officer who is a clinical specialist. The designation means he has completed a master's degree and a residency.

Though he has received numerous awards, decorations and honors – including a Bronze Star Medal, multiple teaching awards and being twice named “Resident of the Year” by North Carolina State University’s CVM – Dr. Thompson obviously remains a humble public servant with great regard for all of his fellow soldiers. “Army veterinary medicine, like human medicine, has recognized the need for specialty-trained veterinarians to support our veterinary general practice healthcare providers, and provide the expert care that our soldiers (even canine soldiers) so richly deserve,” he told us. “As long as the United States military uses dogs on the battlefield, the American public will demand the best possible care for these precious canine assets who are saving American and allied lives every day!”

“We should never forget, though, that there are hundreds of Army veterinarians, and their enlisted soldiers, working literally all over the world, to ensure success in the global war on terrorism. Many of them have never been in a combat zone, but have contributed immeasurably to our



Lt. Col. Tim Loonam in Iraq.  
Photo courtesy of Dr. Tim Loonam.

success on the battlefield,” he added.

Lt. Col. Thompson is currently on orders to serve as the U.S. Army Special Operations Command Veterinarian out of Fort Bragg, N.C., effective later this spring.

**Dr. Michael Topper (DVM '80)** characterized his draw to the veterinary corps by highlighting the diverse nature of the work: “You can be involved in clinical veterinary medicine providing care to privately owned and military working animals; involved in public health and preventative medicine; or involved with military medical research and development,” he said.

Despite only a four-year commitment to the Army due to his ROTC scholarship, Dr. Topper remained active in the military for 22 years, serving primarily as a veterinary pathologist in military medical research and development.

“I was fortunate to be involved in medical research

**UGA CVM alumni who have served in the U.S. Armed Forces. This photo was taken at 47th Annual Veterinary Conference & Alumni Weekend in March 2010. Wingate Downs Photography ©2010**



projects trying to develop new vaccines against diseases not found in the U.S.; developing drugs to treat and prevent malaria, and developing treatments for biological warfare agents,” he said. During his military research career, Dr. Topper supported the characterization of two protozoan diseases of animals: *Neospora caninum* and *Sarcocystis neurona*.

In 2001, Dr. Topper was deployed to the World Trade Center disaster site to help provide care and assessment to the federally deployed and local search and rescue dogs.

Dr. Topper’s highest award was the Legion of Merit, awarded for exceptionally meritorious conduct in the performance of outstanding services to the Army. He retired from the military as a colonel in 2002, and joined Merck & Co. in 2005.

Dr. Topper now serves as Merck’s director of Clinical Pathology & Immunology. He is also the current president of the UGA Veterinary Alumni Association.

**Dr. Katie Carr (DVM ’85)** comes from a family with a lengthy history of serving in the U.S. Armed Forces, so her choice to join the military was “not at all unexpected,” she said.

During her years at UGA CVM, because she simultaneously served in the U.S. Army Reserves, Dr. Carr spent weekends at the 818th Hospital Center, which was then located at Fort Gillem, Ga. “My UGA CVM classmate, Bruce Williams, was in a similar situation,” she recalled, “and we commiserated about our dual obligations to the military and our vet school studies. ... Bruce became a world-renowned veterinary pathologist while my career path took a more irregular route.”

Early in her career, Dr. Carr managed veterinary, food safety and public health operations in locations around the globe. But in 1991, her career shifted. “I was fortunate to be selected for advanced civilian training,” she said. “I obtained a Ph.D. in



**Col. Michael Topper retired from the U.S. Army Veterinary Corps in 2002. Photo courtesy of Dr. Michael Topper.**



**Lt. Col. Robert Randall Thompson is currently on orders to serve as the U.S. Army Special Operations Command Veterinarian out of Fort Bragg, N.C., effective later this spring. Photo courtesy of Lt. Col. Robert Randall Thompson.**

molecular microbiology in 1994.”

She spent the next decade working on medical countermeasures for biological warfare agents, primarily at the U.S. Army Medical Research Institute of Infectious Diseases (USAMRIID) at Fort Detrick, Md. “These experiences cemented my career path in biodefense and I developed expertise in biodefense strategy and planning, biocontainment facility operations, international laboratory research operations, interagency collaborations and biological surety programs,” she said.

By September 2001, she was the chief of staff at USAMRIID. “I was responsible for the laboratory’s day-to-day operations, which are difficult enough given the facility’s containment laboratories and dangerous pathogens,” she recalled. “The anthrax mailing events soon provided a whole new level of complexity with the influx of diagnostic samples, forensic evidence handling, requests for subject matter expertise, support to law enforcement personnel, and media attention. I was exceptionally proud to be part of the military and civilian staff of that unique national resource.”

Her later work involved issues related to Department of Defense health policy, biodefense planning, humanitarian outreach programs, and weapons of mass destruction counter-proliferations programs.

Dr. Carr retired from the military in 2007 as a colonel. She now works for a private firm and continues to consult with the U.S. Department of Defense Department.

“All of my professional identity and achievements were attained because of my affiliation with the military,” she reminisced. “I saw parts of the world that, while not garden spots, gave me a profound appreciation for the safety, security and freedoms we enjoy as Americans. ... There is no one finer than an American soldier.”

*Editor’s note: We attempted to compile a list of all UGA CVM alumni who have served in any branch of the U.S. Armed Forces, including the U.S. Army Veterinary Corps, but were unable to obtain complete data for security reasons. Our College has had many alumni serve in all branches of the military, particularly within the U.S. Army Veterinary Corps. To all who have served, we thank you.*



The U.S. Army Veterinary Corps held continuing education at the University of Georgia College of Veterinary Medicine for several days in late January and early February 2011. For one day the class participants, which primarily consisted of veterinarians, traveled to a local farm and conducted small group mock interviews that simulated their interaction with local populations in developing nations or war-torn areas. All photos on the next three pages are from this farm exercise unless noted otherwise.

## UGA CVM helps military veterinarians hone their field skills

By Kat Yancey Gilmore

On a cold, rainy January day, on a farm not far from the University of Georgia, several small groups of uniformed soldiers, nearly all veterinarians, make their way from barn to shed to pasture.

“What are your sources for water?” one soldier asks a “village elder” who also serves as the local veterinarian. “Can you tell us about the vaccination histories of your local animals?”

“What do you value most?” asks another soldier. “Cows, sheep or goats? Can you provide for your family if you don’t have animals?”

These “village elders” are veterinary students, and the soldiers are primarily members of the U.S. Army Veterinary Corps. The need to gather this type of information is something each will face when deployed to Afghanistan, Iraq, the Horn of Africa and other hot spots.

The soldiers are participating in a weeklong continuing education course, held at UGA CVM, aimed at teaching them how to make a fast assessment of a rural area’s potential health and economic concerns. The CE is taught by CVM faculty, members of the U.S. Army Veterinary Corps, and civilian veterinary consultants who are familiar with needs in developing countries. The U.S. Army Veterinary Corps began conducting this new iteration of its Stability Operations CE at UGA CVM last June, with January marking the second course.



The idea for conducting the CE at UGA, and utilizing the CVM faculty, came from Maj. Paul Hollier, Chief of Stability Operations for the U.S. Department of Defense Veterinary Service Activity. Maj. Hollier was inspired by a talk he heard Dr. Corrie Brown give in 2008.

“For many months after that first encounter, I kept getting e-mails from Maj. Hollier about the need to educate more military veterinarians about international issues. I always responded enthusiastically and thought: ‘Well that would be great! I hope it happens,’” said Dr. Brown, a professor of veterinary pathology who is world-renowned for her work in international animal health and global veterinary medicine. “I never dreamed he was actually building this big program and that UGA would eventually be so involved. It has been fabulous for all of us in the College to interact with and learn so much from our military

colleagues.”

Dr. Brown and Maj. Hollier worked together on the CE curriculum.

“The classes and exercises were intended to provide knowledge, skills and a global perspective to the attendees in order to better prepare them to conduct work in an international setting,” explained Maj. Hollier.

Part of the military’s goal — a goal shared by all participants — is to build relationships, thereby strengthening the cooperative efforts of the military, various government and non-governmental agencies, as well as the individuals who find themselves working together in troubled areas.

In developing countries and war-torn nations, animals are often found at the epicenter of conflict. Their ability to provide food, income, and fiber for clothing make them a valuable resource for the indigenous community, and a source of power for the enemy.

And because war typically forces the movement of people and animals, and hot spots often come with soft borders, native animals and people have great potential for carrying and spreading disease — a threat to locals as well as to the U.S. military and civilian personnel working in the region.

A key role for military veterinarians is to ensure continuity of the local food supply through livestock, which establishes or enhances a sustainable economic model that in turn can markedly enhance stability in a region and dampen conflict.

But, military veterinarians may be called upon to do everything from protecting the health of and food supply for the troops, to triaging human casualties, battling rabies in a combat or natural disaster zone, providing care for wild animals, helping to build a cooperative for marketing animal products, to answering questions about



animal care. One presenter at the June 2010 course said she'd even been asked to evaluate beehives when four hives collapsed in an area where she was serving.

It is inherently risky work, as veterinarians are often the military's wedge into a troubled theater. "Veterinarians create battle-space by earning civilian trust through improving herd health," Col. Gary A. Vroegindewey explained to course participants last June, shortly before retiring as Assistant Chief of the U.S. Army Veterinary Corps. "Trust promotes the safe operations environment. ... Veterinarians are some of the most welcomed 'foreigners' in a troubled zone. They are an ice breaker for future projects, they build good will, and they build occupational bridges."

Afghanistan is a prime example of an agrarian society where a veterinarian is likely to be viewed as a natural ambassador of good will: the livestock industry is the country's largest legal

economic activity; 79 percent of suitable Afghani land will support grazing, and 82 percent of all Afghan families own livestock. And prior to the decade-long Soviet occupation, Kabul University was home to a reputable training ground for veterinarians.


Throughout the course Col. Vroegindewey, Maj. Hollier, Dr. Brown and other presenters emphasize that sustainability, networking with the locals as well as your peers, and respecting the local culture all converge to comprise the key to success.

Lt. Col. Dana McDaniel, a presenter who has served in both Iraq and Afghanistan, encourages her fellow soldiers to learn the local culture, language, history and taboos, and to use the knowledge gained from all of these things when working with the locals.

She summarizes the course's take-home message as: "You need to know all the different stakeholders that you

need to interact with; you need to try and develop those relationships. You need to make sure you share information; you need to make sure that when you're interacting with a host nation that you're aware of their culture and learn how to work within their culture while you're there. The same goes for other nations because a lot of times there are other nations' military forces there that we interact with, and we have to deal with their cultures, too."

"Our intent is not to have CE to check a block. Our intent is to maximize the opportunities for CE for them in order to maximize the skills they need to be effective as veterinary officers," Col. Vroegindewey told the Aesculapian. "We really value what UGA does as they have helped us to make this a really valuable experience. The real value will be seen when people deploy and come back and tell us what works and why, and what needs to change."



About 40 members of the U.S. Army Veterinary Corps were on campus in January 2011 to participate in continuing education courses aimed at helping the soldiers make fast assessments of the health and economic concerns of rural areas in developing nations and war-torn regions. Photo courtesy of Dr. Corrie Brown, 2011.

# Kidney transplant brought new life to both recipient and donor

By Sue Myers Smith

Soft tissue surgeon Dr. Chad Schmiedt and a stray cat originally named “Dumpster” became the saving grace for Shilo, a 4-year-old Ragdoll cat whose lone kidney had begun to fail in May 2009. Dumpster, a 9-month-old shorthair tabby that had been found in a dumpster, turned out to be a perfect match for Shilo — and she was healthy, with two good kidneys. She was adopted, and later renamed “Chloe,” by Shilo’s owners, Melissa and Charles Barrett of San Antonio, Texas.

The Barretts credit several people with helping them save Shilo — including the groomer who first noticed that Shilo had become extremely thin underneath his thick coat of fur, and Dr. Lauri Jehl of Lincoln Heights Animal Hospital, their local veterinarian.

“Dr. Jehl did the battery of tests — blood, urine, a sonogram — that came back indicating renal problems,” said Veronica Panek, the Barretts’ house manager. “That’s when we found out Shilo was born with just the one kidney, and it was failing. It was heartbreaking. He was so skinny and so frail.”

The Barretts had a 13-year-old Vizsla die from cancer about two years before Shilo became ill, and they knew it would be hard on their whole family to lose another pet so soon. “The other option was to put him down, and we thought about that for two seconds, maybe three,” said Mr. Barrett. “We decided that we would try whatever we could.”

Having lived in Texas their entire lives, the Barretts were not aware that the University of Georgia College of Veterinary Medicine performed kidney transplants in cats. But, Dr. Jehl found out that UGA was one of a few places in



**Left to right: Veronica Panek, Melissa Barrett holding Chloe, Dr. Chad Schmiedt holding Shilo, and Jessica Casto (DVM '10).**

the country performing this surgery, and she consulted with Dr. Schmiedt to see if Shilo was a candidate for transplant surgery.

“I had called UC–Davis about kidney transplants, but they weren’t doing them there any longer,” said Dr. Jehl. “They gave me the names of two or three different hospitals; one of them was Georgia. I called, and Dr. Schmiedt called me back right away. He gave me so much information, and was so helpful and interested. Because he was so willing to walk me through all the procedures and testing that needed to be done, I thought, ‘These are the kind of people

we need to work with.’”

The weeks spent finding a donor for Shilo were agonizing, the Barretts said, as his health was rapidly deteriorating. A staff member had brought Chloe into Dr. Jehl’s clinic several weeks prior, and because she was older, she had not yet been adopted. Dr. Jehl decided to test Chloe, and found out she was a match. As soon as possible afterward, the two cats — accompanied by Ms. Panek and the Barretts’ nanny — were put on a flight to Georgia for the transplant.

“Dr. Schmiedt was very forthcoming about the dangers and the possibilities of failure, as well as the hope

of them having a more or less normal life,” said Mr. Barrett.

Ms. Panek added, “Dr. Schmiedt walked me through the entire facility, showed me the operating rooms, and introduced me to some of the staff who would be a part of the operation. He was very thorough, to the point where I, as Shilo’s caretaker, didn’t worry because I knew he was in great, great hands. Any questions that I had, he answered.”

The cats were ideal candidates for the transplant operation, Dr. Schmiedt explained. Shilo’s kidney disease was in the early stages and Chloe was young and healthy.

“Shilo was still eating, drinking, and acting like a cat,” said Dr. Schmiedt. “The presence of other diseases — such as heart disease, hypertension, infection or cancer — on top of renal disease results in a poor prognosis for successful transplantation. If the renal disease is advanced to the point where the cat feels sick and isn’t eating very well, the prognosis declines.

We try to perform transplantation on cats before they are very sick, so owners and veterinarians should not wait until the disease is too severe.”

“Potential renal transplant recipients and donors undergo a battery of diagnostic tests with their veterinarian and at UGA to be sure they will have a good outcome after transplantation,” said Dr. Schmiedt.

The transplant surgery took place on June 8, 2009, about a week after the cats arrived at the UGA Veterinary Teaching Hospital for their evaluation. Two weeks later, both cats were still recuperating well with no complications, and Ms. Panek and Mrs. Barrett flew to Georgia to pick them up.

“Another good outcome of Chloe’s donation was that it resulted in her adoption by the Barretts. Not only does Chloe still have one healthy kidney and normal renal function, she also received a loving home,” said Dr. Schmiedt.

Now more than a year and a half

later, both cats have settled into the Barrett family, which also includes a couple of dogs and another Ragdoll cat. In fact, their lives after the transplant are not very different from any normal cat’s life. Shilo has follow-up ultrasounds every six months, and Dr. Jehl consults with Dr. Schmiedt on Shilo’s bloodwork every couple of weeks, adjusting his medication as needed. Chloe gets regular checkups to make sure her remaining kidney is doing fine, and both cats eat a special diet.

The Barretts and Ms. Panek said they would go with the transplant option again in a heartbeat. Shilo doesn’t even put up much of a fight against the daily cyclosporine he has to take to prevent his body from rejecting the kidney.

“Shilo just has a unique personality, and the only way to describe it is ‘human-like,’” said Mrs. Barrett. “I know everyone at Georgia fell in love with him.”





George William Rauton IV, left, with his father, Dr. George Rauton III.

## CVM students following in parents' footsteps

By Johnathan McGinty

When most people think of the old adage “Like father, like son,” they probably don’t have veterinary medicine in mind.

For George William Rauton IV (DVM ’11), Phil Good (DVM ’11) and a host of other students enrolled at the UGA College of Veterinary Medicine, however, following in the footsteps of their parents always seemed to be the only logical career choice.

Rauton’s father, Dr. George Rauton III (DVM ’75), runs Johnston Animal Hospital in Johnston, S.C., while Good’s father, Dr. Michael Good (DVM ’78), is the primary veterinarian at Town and Country Veterinary Clinic in Marietta, Ga. Dr. Good also founded the Homeless Pets Foundation, which takes care of abandoned and abused animals. Both are graduates of CVM.

“It wasn’t your typical childhood,” Phil Good said. “I remember being frustrated at spending many afternoons helping out at my dad’s clinic rather than playing with my friends. In fact, this nearly drove me away from veterinary medicine, and it

wasn’t until I was older and an undergraduate at Georgia Tech – and once again frustrated, though this time at engineering – that I realized the many joys of being a veterinarian.”

Likewise, Rauton said he has memories of tagging along with his father on emergency calls, including one late night visit to help deliver a calf. Growing up in a small town with an agricultural base, Rauton saw firsthand the impact of his father’s work.

“I have been overwhelmed by the amount of respect the community has for my father and how many people have come to him, not only for help, but also advice,” Rauton said. “This, too, made a lasting impression on me and has caused me to want to follow in his footsteps.”

Both Good and Rauton said they were never pressured by their parents to enter into the field.

“I can still remember going on calls with my dad when I was younger, and clients asking me if I wanted to be a veterinarian when I grew up and my answer was always ‘yes,’” Rauton said. “While in undergraduate school as well as in vet

school, I have always been able to call my father to ask him any question I had involving animals or anything else.

While Rauton's father didn't put any pressure on him, he did manage to have a little bit of fun when his son's acceptance letter to UGA arrived. He instructed Rauton to immediately come to his practice to check out a suspicious envelope.

"When I arrived at his practice a few minutes later, I found him in a dark X-ray room with a flashlight shining through my letter trying to read it," Rauton said. "He was as happy and excited as I was!"

Like most of the students who grew up in the shadows of veterinary medicine, Good spent a lot of time at his father's clinic. Up until he was ready to head off to Georgia Tech for his undergraduate studies, he spent many hours walking dogs, cleaning cages, sweeping floors and, when he got older, running diagnostic procedures as a veterinary technician.

Those work-related tasks aren't what stand out the most to him, however. Instead, it was the camaraderie of the staff that has lingered with him, and the time he got to spend with his father.

Good indicated that he intends to work with his father when he finishes his studies, though he hopes to be able to establish his own practice within a few years after graduation. Like his classmate, Rauton too plans to work with his father when his schoolwork is completed, but he envisions a much more long-term commitment.

"My plans are to go back home to Johnston, S.C., and work with him and eventually take over his practice," he said. "I have never thought of going out on my own, although it has been surprising how many people have asked me if I was going to open a practice of my own in another town close by. All of his clients seem to be happy to know that his practice appears to have a reliable future with a name they already know and trust."

## Here are a few recent graduates who have veterinarians in their family. This list is not inclusive.

Kevin Christopher McAllister (DVM '99); his father, Michael McAllister, is a practicing veterinarian in Salisbury, Md.

Carla Case McCorvey (DVM '99); her father, Jerry Case, is a practicing veterinarian in Savannah, Ga.; her grandfather, Francis Horrace Case Sr., is a retired veterinarian from Savannah; also, her great-grandfather, Erle Glenwood Case, practiced in Savannah and started Case Veterinary Hospital.

Joshua Michael Gidlewski (DVM '00); his uncle, Tom Gidlewski, is a veterinarian in Ames, Iowa.

Elise Kay Kish (DVM '00); her grandfather, Jack Knappenberger, was a veterinarian.

Michael Aiken (DVM '02); his father-in-law, Robert Twilley (DVM '59), was a veterinarian.

Ivy Heather Empel (DVM '02); her father, Jay M. Empel, and brother, Andrew Empel, are veterinarians in Atlanta.

Thomas Lewis Isaac Jr. (DVM '02); his father, Thomas L. Isaac Sr., is a veterinarian in Charleston, W. Va.

Thomas L. Lewis Jr. (DVM '02); his late grandfather, George Radford, owned a veterinary practice in Beaufort, S.C.

Wesley McRae (DVM '02); Wesley's father, Chris McRae, is a veterinarian in Lyons, Ga.

Nathan Lanier Orr (DVM '02); his father, Lanier Orr, and sister are veterinarians.

Jill Renee Lancaster (DVM '04); her cousin, Arve Lee Willingham III (DVM '86), is a veterinarian.

Amy Kathryn McCanness (DVM '04); her uncle, Marvin Poag Reid, is a veterinarian in South Carolina

Amy Malone Parker (DVM '04); her uncle, Paul Williams, is a veterinarian in Douglasville, Ga.

Marilyn Ann Bauer (DVM '05); her first cousin, Peter Matthews, is a veterinarian in Ames, Iowa.

Marian Rebecca Shuler Holladay (DVM '05) is the ninth "Dr. Shuler." Her grandfather, F.L. Shuler, was a veterinarian, as is her uncle, Glenn Shuler (DVM '84). She also has six cousins practicing veterinary medicine.

Karinda Elliott (DVM '06); her grandfather, C. M. Sutherland, practiced veterinary medicine in central New York.

Lauren Nicole Wise (DVM '06); her grandfather, Frank Caldwell, was a veterinarian in Peoria, Ill.

Wesley Thomas Blount (DVM '07); his uncle, "Tinker" Blount (DVM '89), is a veterinarian.

Audra Jean Henderson (DVM '07); her father, Jim Henderson, is a large animal medicine veterinarian with an ambulatory practice in Fairmont, W.Va.

Erin Kate Master (DVM '07); her grandfather, Donald C. Master, practiced mixed animal medicine in Charles Town, W.Va., for 60 years.

Andrea Lynn Smith (DVM '09); her grandfather, John Newman, practiced veterinary medicine in Minnesota.

Erin Danielle Casey (DVM '10); her aunt, Jane Casey, is a veterinarian in Suffolk, Va.

Melissa Kurz Johnson (DVM '10); her uncle and aunt, R. Flynn Nance (DVM '83) and Susan Aldridge Nance (DVM '84), are veterinarians in Georgia.

Heather Lee Pavlech (DVM '10); her husband, Michael Gay, and sister, Laura Pavlech, are veterinarians.

Andrew Pickens Verdin (DVM '10); his father, Byron Verdin (DVM '63), is a veterinarian.

## Faculty Highlights

Dr. Frederick D. Quinn was one of six researchers in the U.S. to receive part of a \$2.9 million award from the U.S. Food and Drug Administration. Dr. Quinn, who heads the College's Department of Infectious Diseases, will receive \$742,498 over two years to develop a diagnostic test for latent tuberculosis.



**Quinn**

Dr. Robert M. Gogal Jr. co-authored a study that was chosen by the International Journal of Toxicology as the best



**Gogal**

paper published in 2010. The study, "Malathion, lindane, and piperonyl butoxide, individually or in combined mixtures, induce immunotoxicity via apoptosis in murine splenocytes in vitro," was published in the March-April issue. It was authored by Dr. Christine L. R. Battaglia (Colorado State University CVM); Robert M. Gogal, Jr.; Kurt Zimmerman (Virginia-Maryland Regional College of Veterinary Medicine), and Hara P. Misra (Virginia College of Osteopathic Medicine).

Dr. Mark Jackwood received the Pfizer Animal Health Award for Research Excellence in 2009. The Pfizer award recognizes researchers whose innovative studies have advanced the scientific standing of veterinary medicine. Dr. Jackwood's primary area of research is the study of avian coronaviruses.

Dr. Amelia Woolums received the Pfizer Distinguished Teacher Award for 2010. Her clinical interest is in respiratory diseases of cattle and infectious diseases of horses and cattle.

Drs. Cheri Roberts (Anatomy/Radiology; by class of 2013); Corrie Brown (Pathology; by 2012); Michelle Henry Barton (L.A. Internal Medicine; by 2011); Karen Cornell (S.A. Medicine and Surgery; by 2010) were recognized at the College's 2010 Honors and Awards Celebration by their students for having contributed most to the respective class' education to date.

Dr. Murray E. Hines II was appointed director of the Tifton Diagnostic Lab effective October 1, 2009. Dr. Hines has been with the College, based at our Tifton lab, since 1994. Dr. Hines was also recently awarded \$500,000 in USDA funding to conduct vaccine testing for Johne's Disease.

Dr. Michelle Turek was recently named chief of staff for Diagnostic Imaging and Radiotherapy. Dr. Turek is boarded in both medical and radiation oncology; she joined the college in April 2009.



**Turek**

Dr. Keith Prasse was recently named a Distinguished Member of the American College of Veterinary Pathologists. Dr. Prasse retired in February 2005 as dean of our College and as a professor of pathology. He continues to be an active participant in shaping the future of veterinary education by working with the Association of American Veterinary Medical Colleges on long-term planning.

Dr. Prasse and Dr. Robert Duncan, who is also retired, were both recipients of the 2010 ASVCP Lifetime Achievement Award, which was presented in November at the annual meeting of the American Society for Veterinary Clinical Pathology.

Dr. Simon Platt was voted president-elect of the American College of Veterinary Internal Medicine (ACVIM) neurology specialty. Dr. Platt will become president in summer 2011, a position that he will hold for three years. He became a diplomate of the ACVIM in 1999 and has been an associate professor of neurology/neurosurgery at the CVM since 2006. Dr. Platt also received the Clinical Research Award during the 2010 Phi Zeta Veterinary Honor Society Induction Ceremony.



**Platt**

Dr. Jeremiah T. Saliki, who heads the Athens Veterinary Diagnostic Laboratory, received the Charles Dobbins Award for Excellence in Service during the 2010 Phi Zeta Veterinary Honor Society Induction Ceremony.

Drs. Amie Koenig and Benjamin Brainard won the Outstanding Hospital Service Award for their efforts to establish an Emergency/Critical Care Unit at the VTH. The award was presented during the 2010 Phi Zeta Veterinary Honor Society Induction Ceremony.

Dr. Susan Sanchez was recognized during the 2010 Phi Zeta Veterinary Honor Society Induction Ceremony for the outstanding microbiology diagnostic services she has developed for the Athens Veterinary Diagnostic Laboratory.

Dr. Shiyou Chen received the John M. Bowen Award for Excellence in Animal/Biomedical Research for his work to find new therapies to treat coronary disease. The award was presented during the 2010 Phi Zeta Veterinary Honor Society Induction Ceremony.

Dr. Mel Pence retired in January 2010 after 10-and-a-half years with our College. He served as a professor in our Department of Population Health and was based at our Tifton Diagnostic Lab.

Dr. Susan White, who retired from the College as a professor in Large Animal Medicine in June 2006, received the 2009 Robert W. Kirk Award for Professional Excellence from the American College of Veterinary Internal Medicine. The Kirk Award is given annually to one member of the ACVIM. Dr. White is the first female in the field of large animal medicine to be given this honor.

Dr. Scott Brown received the Royal Canin Award at the annual AVMA meeting in 2009. The awards recognizes veterinarians whose work in either clinical research or basic sciences, within the preceding five years, has contributed to the advancement of small animal medicine or surgery. Dr. Brown is an expert in nephrology and systemic hypertension.

Dr. Cynthia Ward received the 2009 Student AVMA Teaching Excellence Award, Basic Sciences, which recognizes excellence, innovation and enthusiasm in the field of clinical veterinary science and education. Dr. Ward also won a 2009 Carl J. Norden-Pfizer Distinguished Teaching Award.

Dr. Karen Cornell was appointed as a small animal regent to the 2010-2011 Board of Regents for the American College of Veterinary Surgeons.



**Ward**

Dr. Eric Mueller received a Faculty Recognition award in 2010 from the UGA Student Government Association. Only 11 UGA professors were recognized with this award. Dr. Mueller was also appointed to the 2010-2011 Board of Regents for the American College of Veterinary Surgeons.

Drs. Elizabeth Howerth and David Stallknecht jointly received the 2009 Distinguished Service Awards from the



**Mueller**

Wildlife Disease Association at the national meeting. The two are known for their research on epizootic hemorrhagic disease virus and bluetongue virus in white-tailed deer and other species.


Dr. Corrie Brown was selected by the UGA Center for Teaching and Learning as one of its 2009-2010 Senior Teaching Fellows. The program provides an opportunity for eight senior faculty members to collaborate on instructional projects and idea-sharing activities, and each fellow is provided with up to \$2,000 for an instructional improvement project. Dr. Brown also received USDA funding to study early tissue and cellular events of Vesicular Stomatitis Virus infection in cattle.



**Brown**

Dr. John Wagner and his team published their study in the November 2009 issue of *Neurobiology of Learning and Memory* on their work with the amino acid D-serine. Dr. Wagner's lab is the first to explore D-serine's potential for treating cocaine addiction, as it appears to promote "learning" during withdrawal that helps to extinguish the need or desire for the drug.

Drs. Kaori Sakamoto and Brett S. Tennent-Brown were selected to participate in the 2009-2011 Lilly Teaching Fellows Program. The Lilly Program is designed to assist faculty in further developing their teaching skills.



**Sakamoto**

Dr. Ralph Tripp received a five-year grant totaling \$1.9 million to study "Immune Mechanisms of Virus Control (U01/U19)." Drs. Mark Tompkins and Jeff Hogan and an investigator from the Department of Cellular Biology will work with Dr. Tripp on that study. (Sub-award from the Medical College of Georgia, funded by the National Institute of Allergy and Infectious Diseases.)

Drs. Margie Lee and John Maurer received a \$399,155 grant from the USDA to study the behavior and dynamics of the community of bacteria living within the intestine. Understanding how commensal bacteria confer resistance to pathogen colonization and reduce pathogen behavior is essential for designing effective strategies for probiotic development and preventing colonization of food animals by enteropathogens.

# Faculty News

Dr. Donald Harn received a \$2 million grant for a five-year study on the effect of helminth infection on HIV-1 vaccines and another \$750,000 grant for a companion two-year study on this same issue. Harn also received a \$2.5 million grant for a five-year study on a prophylactic vaccine for schistosomiasis, and an additional \$750,000 grant for a 2-year study on immune responses to schistosome egg antigens. All four grants are from the National Institute of Allergy and Infectious Diseases.



Harn



He

Dr. Biao He received \$575,000 for a four-year study on “AKT as a target to anti-RSV therapy.” Respiratory syncytial virus (RSV) is the most important etiologic agent of pediatric viral respiratory infection and remains a major cause of morbidity and mortality among infants as well as immunocompromised subjects and the elderly. (Sub-award from Pennsylvania State University funded by National Institutes of Health.)

Drs. Egbert Mundt, Stephen Collette and Holly Sellers received a \$39,985 award from AllTech to study a treatment for Runting and Stunting Syndrome in chickens and to evaluate the treatment’s long-term effects on future outbreaks.

Dr. Wendy Watford was selected to represent the University in the competition for funding through the Pew Scholars Program in the Biomedical Sciences.

Drs. Michael Yabsley and Angela Ellis received \$446,000 for a two-year study to characterize strains of *Trypanosoma cruzi* from the United States by using a combination of field and laboratory experiments. The study is funded by the National Institute of Allergy and Infectious Diseases.

Drs. Kira Epstein and Brett Sr. Tennent-Brown received funding from the American College of Veterinary Surgeons to study the pharmacodynamics and monitoring of multi-dose low molecular weight heparin therapy in horses.

Dr. Nikolay Filipov received a \$675,000 grant from the National Institute for Environmental Health Sciences for a two-year study on the role of inflammation in manganese neurotoxicity.

Dr. Clarence Rawlings, who transitioned to professor emeritus in 2004, co-authored the third edition of *Small Animal Endoscopy*, published in December 2010 by Mosby.

Dr. Steeve Giguère received a grant from Pfizer Animal Health to study the effects of Excede® on the pulmonary system of foals.

Dr. David Peterson received a seed award to study “Genetic Diversity and Clinical Correlates in *Plasmodium* Field Isolates” with Venkatachalam Udhayakumar, of the Centers for Disease Control and Prevention’s Malaria Branch. The project was one of three collaborative CDC-UGA research proposals selected for funding during the second round of CDC-UGA Collaborative Research competition.

Drs. Chad Schmiedt and David J. Hurley received a grant from the American College of Veterinary Surgeons to evaluate potential biochemical mechanisms for hypertension following feline renal allograft perfusion in hopes of identifying therapeutic targets.

Dr. Steve Budsberg received a \$433,249 sub-award from TRUE Research Foundation, via the U.S. Department of Defense, to evaluate the effects of the sympathetic response associated with trauma; the goal is to reduce prophylactic fasciotomies for and missed cases of acute compartment syndrome. Dr. Budsberg also received the Pfizer Award for Research Excellence for his most recent work in gait mechanics and pain management of osteoarthritis; the award was presented during the 2010 Phi Zeta Veterinary Honor Society Induction Ceremony.

Dr. Doris Miller won the 2010 E.P. Pope Award from the American Association of Veterinary Laboratory Diagnosticians. The Pope Award is the highest award given by the AAVLD.



Miller

Drs. Joe Corn, Kevin Keel and Michael Yabsley received funding from the Piedmont Cooperative Ecosystem Studies Unit to study whether Florida Key deer are at risk of environmental transmission of Johne’s Disease.

Drs. Sonia Hernandez, John Maurer and Susan Sanchez received funding from the National Institutes of Health to study the link between the environment and sporadic cases of Salmonellosis.

Dr. Debra Miller has resigned from the Tifton Veterinary Diagnostic and Investigational Laboratory after working for the TVDIL for 10 years. Dr. Miller will be working at the University of Tennessee.

## The Morris Animal Foundation has awarded grants to:

- Dr. Scott Schatzberg, for \$221,612, for his study, “Real Time Polymerase Chain Reaction for Viral and Bacterial Acid Detection in Dogs with Meningoencephalitis.”
- Dr. James Moore, for \$73,549, for his study, “Differential Responses of Equine Monocytes and Neutrophils to Microbial Ligands.”
- Dr. Benjamin Brainard, for \$48,484, for his study, “The Effect of Aspirin and Clopidogrel on Equine Platelet Function and Serotonin Release.”
- Dr. David J. Hurley, for \$34,497, for his study, “Differential Modulation of Toll-Like Receptor Gene Expression Through Toll-Like Receptor-Induced Activation of Either the MyD88 or TRIF Signaling Pathways.”
- Drs. Brett S. Tennent-Brown, James Moore and David J. Hurley, for \$107,218, for the Assessment of the Systemic Inflammatory Response in Colitis of Horses.
- Drs. Lisa H. Williamson and Ray Kaplan, for \$22,074, for their study, Dose Titration of Oral and Injectable Moxidectin and Oral Morantel Tartrate in Camelids.
- Drs. Elizabeth W. Howerth, Susan Knowles and Alvin Camus, for \$29,352, for their study, Gill Epithelial Nuclear Hypertrophy in the Soft-Shell Clam (*Mya Arenaria*) (Fellowship).

## SEVN holds inaugural meeting at UGA:

The Southeastern Veterinary Neurology (SEVN) group held its inaugural meeting at the University of Georgia in September 2010. UGA CVM neurology faculty members Drs. Simon Platt and Marc Kent hosted the meeting. More than 40 neurologists or neurologists-in-training from seven southeastern states attended the daylong meeting, which consisted of research updates, topic overviews and panel discussions. Following the success of this meeting, the ACVIM's neurology specialty is considering holding nationwide meetings in select regions. Sponsors for the meeting included the UGA College of Veterinary Medicine, Veterinary Neuro Services LLC, Bush Veterinary Neurology Service, and Universal Medical Systems, Inc. The group's website ([www.sevneuro.com](http://www.sevneuro.com)) is to become a forum for clinical research programs to be developed through academic and private practice collaborations with the aim of achieving research not previously possible in neurology at a single institution. For more information about the group, contact Dr. Platt at [srplatt@uga.edu](mailto:srplatt@uga.edu).

## New Faculty:

- Dr. Gary Baxter, director of the Veterinary Teaching Hospital; professor, Large Animal Surgery
- Dr. D. Mark Estes, Fred C. Davison Distinguished University Chair in Veterinary Medicine; professor, Infectious Diseases
- Dr. Rabindranath De La Fuente, associate professor, Physiology & Pharmacology
- Dr. Adrian Wolstenholme, associate professor, Parasitology-Infectious Diseases
- Dr. Vanessa Ezenwa, assistant professor, Infectious Diseases; jointly appointed to the Odum School of Ecology
- Dr. Bridgett Garner, assistant professor, Clinical Pathology
- Dr. Nicole Gottdenker, assistant professor, Pathology
- Dr. Shannon Holmes, assistant professor, Radiology
- Dr. Marcia Ilha, assistant professor, Tifton Veterinary Diagnostic and Investigational Laboratory
- Dr. David Jimenez, assistant professor, Radiology
- Dr. Arthur Lee Jones, assistant professor, Production Medicine-Tifton
- Dr. Jessica Lawrence, assistant professor, Oncology-Small Animal Medicine
- Dr. Kate Myrna, assistant professor, Ophthalmology-Small Animal Medicine
- Dr. Sheela Ramamoorthy, assistant professor, Tifton Veterinary Diagnostic and Investigational Laboratory
- Dr. Gregg Rapoport, assistant professor, Cardiology-Small Animal Medicine
- Dr. Maria Viveiros, assistant professor, Physiology & Pharmacology
- Dr. Justin Brown, assistant research scientist, Southeastern Cooperative Wildlife Disease Study, Population Health
- Dr. Greg Freden, director of the Animal Health Research Center, Clinical Professor-Pathology
- Dr. Ira Roth, director of the Community Practice Clinic and assistant professor, Small Animal Medicine and Surgery
- Dr. Donald Harn, Georgia Research Alliance Distinguished Investigator; professor, Infectious Diseases
- Dr. Biao He, Georgia Research Alliance Distinguished Investigator; associate professor, Infectious Diseases
- Dr. Wendy Watford, assistant professor, Infectious Diseases

# Student News

Renee Barber, a Ph.D. student in Infectious Diseases, took second place in the Young Investigator Award competition held during the Meriel-NIH National Veterinary Scholars, which was hosted by UGA CVM in August 2010. She was also recently awarded a Morris Animal Foundation two-year research fellowship to map genes associated with inflammatory brain disorders in dogs.



**Barber**

Dr. Matt Nelson, a resident in Radiology, is now board certified by the American College of Veterinary Radiology.



**Savage**

Michaëlle Purdee (DVM '12), Daniel Regan (DVM '11) and Mason Savage (DVM '11) were selected as Morris Animal Foundation Veterinary Student Scholars for 2010. They were among 73 students from 36 schools in nine countries who were chosen to receive funding for research projects in the areas of small and large companion animal and wildlife health.

Jessica Davis (DVM '11) received a 2010 AABP Foundation-Pfizer Veterinary

Student Scholarship.

Brian Warr (DVM '13) is one of six veterinary students in the U.S. to receive an internship stipend from the National Pork Industry Foundation. The program links each recipient with a swing practitioner-mentor; Warr will study with his mentor for one month during summer 2011.

Emily Waggoner (DVM '13), Martin Rivas (DVM '12) and Sawyer Howell (DVM '13) were awarded 2010 Pfizer Bovine Externship Awards.

David Dawkins (DVM '11) and Ritchie Hatcher (DVM '11) traveled to Washington, D.C., in March 2009 to participate in the National Veterinary Student Legislative Day, which was sponsored by the AVMA and Hill's Pet Nutrition Inc. The students sought support for funding the National Veterinary Medical Service Act, which established a program providing student debt relief to veterinarians who agree to work in underserved areas.



**Dawkins**

Dr. Raquel Rech, resident, received the 2009 Harold W. Casey Scholarship Award at the annual meeting of the ACVP held in December 2009 in Monterey, Calif. Only one award is given annually to "recognize and reward outstanding individuals training in pathology and striving to receive ACVP certification."

Sara Hashway (DVM '10) was presented with the Morrow B. Thompson Award in recognition of her exceptional work completed toward her DVM degree. The award is given to a senior student or resident who excels in veterinary clinical pathology.



**Hashway**

Catherine Ray (DVM '12) was recognized as the Outstanding Sophomore Student for having the highest cumulative grade point average, 4.0, in the second-year class. Ray will serve as vice president on the Phi Zeta Committee for one year.

Kristen Kozar, Brandon Pinson, Brad Speed and Andrew Verdin (all DVM '10); David Boardman, Matt Faulkner, Phil Good and Mason Savage (all DVM '11); Jennifer Bonovich, Joshua Cook, Shana Gross, Jeremy Hansford, Jessica Murdock and Amy Yanke (all DVM '12); Cheryl Coplon, Angela Gray, Stephanie Pullin and Trista Welsh (all DVM '13) were all awarded Student Leadership, Service and Outreach Awards at the annual Phi Zeta Veterinary Honor Society Induction Ceremony held in April 2010.

Charles Aldridge, Jessica Casto, Kay Clarke, Sarah Collette, Erica Freihaut, Matthew Groover, Denise Henry, Timothy Jackson, Stephanie Kleine, Katherine McMillan, Kristen Moore, Meredith Pavlovsky, Alan Tucker and Amelia G. White (all DVM '10); Sophie Aschenbroich, David Boardman, Laura Bryan, Sara Cato, Elijah Edmondson, Matthew Faulkner, Gina Marguriet, Sarah Nelson, Daniel Regan and Mason Savage (all DVM '11); Elizabeth Driskell, Rick Gerhold, David Marancik, Sabrina McGraw, Raquel Rech, Janildo Reis and Leonardo Susta (all graduate students/residents) were all inducted into the Phi Zeta Veterinary Honor Society in April 2010.

Sharmi Thor, graduate student, was awarded the Best Oral Presentation at the 51st Southern Conference on Avian Diseases. The conference was held in January 2010 at the World Congress Center in Atlanta.

Taiana Costa, a Ph.D. candidate in pathology, was given the award for Best Poster Presentation at the 51st Southern Conference on Avian Diseases. The conference was held in January 2010 at the World Congress Center in Atlanta. Costa also won the best student presentation award at the 59th Annual Wildlife Disease Association Meeting held in Argentina in June 2010.



The Class of 2014 was welcomed to the College of Veterinary Medicine during the White Coat Ceremony, held Sunday, August 15, 2010. The embroidered white lab coats are donated to the students by the Georgia Veterinary Medical Association, South Carolina Association of Veterinarians, West Virginia Veterinary Medical Association and Delaware Veterinary Medical Association. The GVMA also co-sponsors the event with the College.



Join us for UGA CVM's  
Annual Open House!

Typically held the first  
Friday in April!

The fun begins at 9 a.m.  
For more information, or for directions  
to the college, please visit us online at:  
[www.vet.uga.edu/ERC/openhouse](http://www.vet.uga.edu/ERC/openhouse)



# Alumni News

## UGA College of Veterinary Medicine Alumni Association

Members of the Executive Board

Dr. Michael Topper (DVM '80)  
mjtopper@comcast.net  
President

Dr. Tim Montgomery (DVM '83)  
dawgdoc@mindspring.com  
Immediate Past President

Dr. Flynn Nance (DVM '83)  
dawgvvet83@comcast.net  
President-elect

Dr. Doris Miller (DVM '76)  
miller@uga.edu  
Secretary

Dr. Sheila W. Allen  
sallen01@uga.edu  
Dean; Ex-Officio

Dr. Ruth McNeill Vaughn (DVM '01)  
ruthmcv@gmail.com

Dr. Scott Westmoreland (DVM '89)  
drscott@windstream.net

Dr. Marian Shuler Holladay (DVM '05)  
shulervet05@yahoo.com

Dr. Dolores Kunze (DVM '76)  
doloreskunze@aol.com

Dr. Stephen Arbitter (DVM '96)  
sma5168@windstream.net

Dr. Charlie Broussard (DVM '80)  
Charles.broussard@sp.intervet.com

Dr. Scott Bryant (DVM '94)  
scottvetboy@msn.com

Dr. Stephanie Jordan (DVM '92)  
rowdieb@bellsouth.net

Dr. Jan Sosnowski Nichol (DVM '80)  
maplerun@aol.com

Dr. Chad Schmiedt (DVM '00)  
cws@uga.edu

## *Greetings from your Alumni Association*

I am Mike Topper, a graduate of the class of 1980 and the president of the College's Alumni Association.

I say "your association" because that is what it is. All veterinarians who have attended or taught at the College are members, and there are no dues!

The association's objectives are to promote fellowship among alumni, faculty and students; unite alumni and faculty interested in improving and developing the College; build a permanent endowment fund for the benefit of the CVM; fund student scholarships; fund alumni receptions at state, regional and national meetings; provide leadership for the alumni reunions; select and grant annual alumni awards; and inform the alumni about the College and its activities through printed and electronic publications.

For our recent graduates, we support a new graduate listserv that is managed by our New Graduate Advisory Committee. Its purpose is to help ease the transition from veterinary student to recent graduate by serving as a source of information. All topics are open for discussion from licensing, insurance, employer/employee issues, contract negotiations, case discussion, etc. This resource is a recent graduate's first important benefit from the Association.

The majority of our efforts to accomplish our objectives are conducted by the Executive Board, with expert assistance from the College's staff, but we cannot accomplish our goals without you. We need you to serve on one of our standing committees: Alumni Events, Awards and Recognition, and Student Recruitment. If you are interested in becoming involved, please contact Marti Brick at brickm@uga.edu.

I serve because the College has provided me with the education to become a veterinarian, the profession that I love. I want to give back to the College so it will be able to provide even more for future generations of veterinarians.

Please join me in this endeavor!

*Michael J. Topper*

Michael J. Topper  
DVM '80



## Stan Baker's career gets the third degree

By Johnathan McGinty

Stan Baker is only in his early 40s, but he already has professional credentials that qualify him for three careers. And his advice to CVM students is to think beyond conventional ways of using their degrees.

A graduate of the University of Georgia's College of Veterinary Medicine, Baker is perhaps the only person in the nation with all three of these degrees — chemical engineering, law and veterinary medicine. It is an eclectic academic background, and it is one that was not attained easily.

Baker sought his degree in veterinary medicine at the age of 34, after spending almost a decade working as a lawyer. And though he continues to work in the legal profession as a patent attorney, the diverse skills he gained in veterinary medicine have given him a unique professional perspective he wants to share with students.

Baker's older brother earned a degree in chemical engineering, and Stan Baker followed in those footsteps at the University of Arkansas. Shortly after wrapping up his undergraduate work, he pursued a degree in law from Arkansas and headed out to work as a litigation lawyer. He quickly realized he was not cut out for the adversarial work that is associated with being a litigator, and instead found his niche as a patent attorney. His hunger for learning, as well as a desire to follow through on a childhood dream to be a veterinarian, led him to UGA CVM.

"When I die, I want to be able to have 'veterinarian' on my tombstone," Baker said with a laugh. "When a lawyer dies, nobody really cares. But when a veterinarian dies, people are usually sad."

Thus began the long days of legal work during the day, class work at night and volunteering at a veterinary practice on the weekends. It was a grueling time for Baker, but it paid off. He graduated as a doctor of veterinary medicine in 2008. While he does not practice veterinary medicine full time today, he does mesh the expertise and knowledge he obtained during his time studying veterinary medicine and working as a veterinarian with his ongoing profession of being a patent attorney.

"The obvious combination comes into play where I work with patent applications, and basically what I do is describe



**Dr. Stan Baker with Kayle. Photo by Kimberly Baker.**

the technical jargon to other people so they can understand it more clearly," Baker said. "But, on a deeper level, the analytical skills that I obtained by virtue of my chemical engineering degree and the discipline and sheer amount of knowledge that came with veterinary medicine provided me with a degree of confidence that was necessary to be successful."

The variety of options for CVM graduates is something that should not be discounted, and Baker said many of them often get locked in to thinking they can only pursue private veterinary practice.

The rationale for this is rather simple: there are a limited number of veterinary schools in the country and a shortage of available veterinarians. As a result, most incoming students focus primarily on becoming practicing veterinarians rather than consider what other career paths might be available to them.

Baker is deeply interested in showing students the wide array of professional options out there.

"There are a lot of opportunities out there for veterinarians to better the profession in addition to private practice," Baker said. "I think there needs to be a little more of that (expanded focus) because,

otherwise, it will grow insular and myopic. Veterinarians need to be out there doing different things."

Baker said one example where veterinarians could put their acquired skills into practice would be in the field of analyzing medical technology for venture funds.

But Baker has not turned his back on veterinary medicine. He does maintain a side job as a veterinary acupuncturist. Every other week, people from across north-west Arkansas bring him their animals to receive an ancient medical treatment that is rooted in Eastern traditions.

Such a broad-based set of skills is something that Baker directly attributes to his time at the University of Georgia.

"I was always a bit timid in my view of myself, in terms of skills, until I went to vet school," he said. "Then I said to myself 'you know, you can't be so bad if you get through this curriculum.' Of the three areas of study I've gone through, the vet school's is the most demanding in terms of quantity of knowledge obtained. It was like drinking from a fire hose to get through all of it."

Baker has benefitted from all his studies, but remains particularly proud of his accomplishments in veterinary medicine.



**Dr. Ryland Edwards III (DVM '90)** was selected as a Distinguished Alumnus. Dr. Edwards is a staff surgeon in private practice at Fairfield Equine Associates in Newtown, Conn. He serves on the board of the Morrie Waud Equine Clinic at the University of Wisconsin-Madison.

**Dr. Nina Marano (DVM '84)** was chosen as a Distinguished Alumna. Dr. Marano is considered one of the world's top epidemiologists. She heads the Quarantine and Border Health Services Branch for the Centers for Disease Control and Prevention's National Center for Preparedness, Detection, and Control of Infectious Diseases.

**Dr. George McCommon (DVM '90)** was selected as a Distinguished Alumnus. Dr. McCommon is the city veterinarian for Macon, Ga., serves as veterinary adviser to the North Central Georgia Public Health Department, and is an associate professor at Fort Valley State University, where he teaches undergraduate classes in preventative medicine, animal care and all aspects of the veterinary profession.

**Dr. Michael J. Topper (DVM '80)** was chosen as a Distinguished Alumnus. Dr. Topper is a board-certified pathologist, and serves as the director for clinical pathology and immunology for Merck & Co. He is retired from 22 years of service in the U.S. Army Veterinary Corps, and is the current president of the Veterinary Alumni Association.

**Dr. Jeanine Peters-Kennedy (DVM '00)** was selected for the Young Achiever Award. Dr. Peters-Kennedy is double-boarded in veterinary pathology and dermatology. She currently serves as an assistant professor in the department of biomedical sciences at Cornell University College of Veterinary Medicine. Her main interest is dermatopathology.

## Our Distinguished Alumni

Five alumni were honored in 2010 as being distinguished graduates from the College.

All were nominated by their peers, and chosen because of their contributions in one or more of the following areas:

- Animal and human health related public service;
- Professional service;
- Involvement in veterinary educational research and/or service;
- Contributions to the local community, state or nation;
- Involvement in veterinary associations at the local, state or national level;
- Contribution to the College's Alumni Association.

The awards were presented at the 47th Annual Veterinary Conference & Alumni Weekend, on March 27, 2010.

## Gov. Sonny Perdue receives Dr. Fred C. Davison Award

Gov. Sonny Perdue (DVM '71) received the 2010 Dr. Fred C. Davison Award for Distinguished Service. The award was presented to the governor on March 25 by Drs. Doris Miller (DVM '76) and Larry Corry (DVM '66).

Dr. Perdue received the award in recognition of his continuous exemplary public service and leadership to his community, church, fraternity, as well as to the entire state. Before being elected governor in 2002, Dr. Perdue had served as a captain in the U.S. Air Force, was a successful small business owner, was a respected leader in his church and community, and had served in the Georgia State Senate for 11 years.

The Dr. Fred C. Davison Award was established in 1986 by the Eta Chapter of the Omega Tau Sigma Veterinary Fraternity in recognition of Dr. Davison's many contributions to the University of Georgia and the veterinary profession. Dr. Davison was the first recipient of the award, which recognizes OTS alumni for their sustained public service and leadership role in their community, the University, and the fraternity.

Dr. Davison was a 1952 graduate of the University of Georgia College of Veterinary Medicine. He later served as: Dean of the College of Veterinary Medicine; as Vice Chancellor of the University System of Georgia; as President of the University of Georgia from 1967 to 1986; and as chief executive officer and vice chairman of the National Science Center Foundation. He was also a member of Eta Chapter of Omega Tau Sigma.



**Gov. Sonny Perdue (DVM '71)** receives the 2010 Dr. Fred C. Davison Award for Distinguished Service. The award was presented by **Dr. Doris Miller (DVM '76)** and **Dr. Larry Corry (DVM '66; not pictured)**.



## Dr. John E. Hayes receives 2010 A. M. Mills Award

Dr. John E. Hayes (DVM '63), of Ruckersville, Va., received the 2010 A. M. Mills Award for his enduring lifetime service to the veterinary profession and to his community.

Following his graduation from the CVM, Dr. Hayes served in the U.S. Air Force Veterinary Corps from 1963 to 1965. After he left the military, Dr. Hayes devoted his life to mixed-animal medicine. His first clinic, Squire Veterinary Clinic, opened in 1966 and quickly grew to become known as the largest solo practice in Maryland; the clinic held that distinction for nine years. In 1988, after selling Squire, Dr. Hayes opened Ruckersville Veterinary Clinic, from which he retired in 2006.

Throughout his career, Dr. Hayes became a well-known advocate for animals in the Maryland-Virginia area. He provided pro-bono veterinary consultation for the Prince George's County Animal Control office for six years, and also testified before county and state lawmakers regarding animal welfare issues. Since his retirement, he has served as chairman and veterinarian for the Madison/Greene Humane Society and regularly performs spays and neuters for rescued animals and animals owned by low-income residents. In 2009, the Virginia Veterinary Medicine Association named him the Distinguished Virginia Veterinarian of the year. He has also been an active Lions Club member throughout his life.

In 1960, while still an active veterinary student at the CVM, Dr. Hayes was instrumental in the creation of the A. M. Mills Award, which has been given by Alpha Psi since 1961. Dr. Hayes also served as president of the fraternity during his CVM years.

Each year, the A. M. Mills Award recognizes one veterinarian who has advanced the profession with the same spirit, dedication, determination and patience as embodied by Dr. Adrian M. Mills. Dr. Mills was a Cornell graduate (DVM '20) who worked in industry then later joined the UGA CVM faculty. He retired from the College in 1961 as head of Large Animal Clinics.

## Get your own AnAtomic Dog!

If you've visited our student lobby recently, you've probably noticed our "AnAtomic Dog" – a colorful, more-than-life-sized Bulldog that was presented to the College as a gift from the Class of 2009. Now you may have your very own, though the version you'll receive will be a miniature replica. (Sorry, but the original would be a little cumbersome to ship!)

Omega Tau Sigma is selling miniature versions of the AnAtomic Dog to raise money for the fraternity. A portion of the proceeds also benefits the Veterinary Medicine Hospital Building Fund.

Like the original, the miniature was designed by Athens artist John Ahee.

Should you find yourself wondering who acquired replica No. 1, we can put your mind at ease: It was presented as a gift to UGA CVM alumnus and OTS member Gov. Sonny Perdue (DVM '71).

Each "AnAtomic Dog" statuette costs \$30, plus shipping and handling. Prior to mailing in your order, please contact Dr. Doris Miller for shipping and handling costs: miller@uga.edu or 706/542-5915.

**Checks should be made payable to: Omega Tau Sigma.**  
Please include a note containing your name, shipping address, phone number, and email address.  
Mail your payment and contact/shipping information to:  
OTS Alumni Treasurer  
205 Burnett St.  
Athens, GA 30605



Gov. Sonny Perdue (DVM '71) received the first AnAtomic Dog statuette from Dr. Larry Corry (DVM '66) in March 2010. Both veterinarians are members of the Eta Chapter of the Omega Tau Sigma Veterinary Fraternity. Dr. Corry, who was AVMA president at the time, also on that day presented Gov. Perdue with the fraternity's 2010 Dr. Fred C. Davison Award for Distinguished Service.

## Steady progress toward our goal to build the VMLC

Over the last year, we have gained a lot of ground in our quest to build our new Veterinary Medical Learning Center, but we still have far to go.

Thanks to our wonderful alumni and donors, we have now raised \$6.35 million toward our goal of \$15 million in private donations for the project. The Alumni Class Campaign, launched last summer, has been a great help to our VMLC fundraising efforts, and we thank all of you who have participated.

We also owe a huge thanks to our friends at Merial who helped us host a fundraiser in August at the Georgia Aquarium, and also to our friends at the Aquarium, who generously made their facility available to us for a delightful private evening.

In late September, faculty and staff committees from our Teaching Hospital began working with Perkins & Will, the architectural firm hired by the University System Board of Regents to design our VMLC. The committees are helping the firm design the space needed by each service in the hospital, by our patients and clients, as well as the learning facilities for our third and fourth year students. The completion of the design process and other pre-construction work required to make this a “shovel ready” project was made possible by Gov. Sonny Perdue (DVM '71), who proposed \$7.7 million in planning money for our VMLC in the budget he

submitted to the Georgia Legislature in 2010.


While we remain hopeful that construction funding will be allocated soon, we do not expect that to happen this year. As many of you are aware, because of Georgia's current economic climate, Gov. Nathan Deal's proposed budget did not include funds for many new construction projects throughout the state during FY 2012. We feel this conservative recommendation is justified at this time. We continue to talk to the governor and our elected officials, and are hopeful the funding will be provided in the FY 2013 budget as Georgia's economic conditions improve.

Meanwhile, we will continue to raise private funds for the VMLC.

From all of us to all of you who have donated toward our much-needed Veterinary Medical Learning Center, thank you!

If you would like to stay informed of our progress, read more about our need for this facility, or to donate to the cause, please visit us online at [www.vet.uga.edu/vmlc](http://www.vet.uga.edu/vmlc).

You may also contact our Development office at 706/542-1807, or [give2vet@uga.edu](mailto:give2vet@uga.edu)





UGA CVM sends a HUGE THANK YOU to our friends at Merial and at the Georgia Aquarium for hosting our August 2, 2010, event to raise money toward the building of our Veterinary Medical Learning Center. Alumni from all over the United States joined us for this fun evening, which included our private use of the Aquarium and access to its exhibits.

UGA CVM greatly appreciates the support of all who have donated toward our need to build this facility.

You may visit our Honor Roll of Donors online at [www.vet.uga.edu/vmlc/honor-roll.php](http://www.vet.uga.edu/vmlc/honor-roll.php)

All pictures from the evening that are displayed here are from Wingate Downs Photography ([www.wingated.com](http://www.wingated.com)).



## Stay in touch with the UGA Veterinary Alumni Association

Did you know that we send out a quarterly e-newsletter to UGA CVM alumni? If you would like to receive our electronic newsletter, please e-mail Marti Brick, our director of alumni relations, at [vetalums@uga.edu](mailto:vetalums@uga.edu) and ask Marti to add you to our alumni listserv.



Follow us on Facebook and Twitter  
[facebook.com/ugacvm](https://facebook.com/ugacvm)  
[twitter.com/ugavetmed](https://twitter.com/ugavetmed)

## *Pet Memorials*

### Meaningful to clients, veterinarians and the College

“Pet memorials have been great for our business. They help us remember clients and their pets, as well as support the UGA College of Veterinary Medicine’s goal to build a new teaching hospital. The feedback we get is priceless.”

— Dr. Roy Brogdon, DVM '73  
Cleveland Veterinary Hospital  
Cleveland, Georgia

For more information, please contact us:

Phone: 706/542-1807

E-mail: [give2vet@uga.edu](mailto:give2vet@uga.edu)

Web: [www.vet.uga.edu/GO/memorial](http://www.vet.uga.edu/GO/memorial)



Dr. Roy Brogdon, co-owner of Cleveland Veterinary Hospital, donates regularly through our pet memorial program.



THE UNIVERSITY OF GEORGIA  
College of Veterinary Medicine

# Why I Give...

**Dr. Doris Miller (DVM '76)**

Dr. Doris Miller is a professor of pathology at the UGA College of Veterinary Medicine and also works as a Pathologist in the Athens Veterinary Diagnostic Laboratory; she served as director of the laboratory from 1988 to 2007. Dr. Miller is also the College's associate director of state government relations, and serves as our liaison between state government, the Georgia Veterinary Medical Association and the Georgia Department of Agriculture. She has been donating to the CVM for 30 years. We asked her to talk about why she feels it is important to give to the CVM and to the University.

## **To which fund do you donate and why?**

I am a founding member of both the Presidents Club and the University Partners Program. The Presidents Club allows me to designate my contributions to the UGA College of Veterinary Medicine. The Partners program supports the rest of the University programs. I also went to undergraduate school at the University of Georgia and thus want to support the entire University.

## **Why did you choose to begin donating to the CVM? Do you donate to other causes?**

I donate to other causes, even within the University. I began to donate to the CVM through the Presidents Club when I first became an assistant professor because I felt it was an opportune time to show my support for the College, set an example for other alumni and faculty, and to begin to pay forward for all the help I had received while obtaining my degrees from the University of Georgia.

## **What do you like about donating through your paycheck?**

It is convenient, safe, and they keep accurate records. It supports the "going green" (paperless) movement also.

## **Why is it important to you to donate to the UGA College of Veterinary Medicine?**

I have always been taught to treat others as you would want to be treated. The University, and especially the College of Veterinary Medicine, took a chance on a red-haired girl from south Georgia at a time when there were not many women in veterinary medicine. I know that individuals who donate millions of dollars to the University may receive special recognition, but it is the consistent, yearly contributions of the regular alumni and University faculty that are also the backbone of support for the College, especially in these days of continued budget cuts. It is important for me to give back some of what has been given to me so others can be given the same opportunities I have received.

The College has a mission for excellence in teaching, research and service with numerous programs needing support. Whatever a person's passion — cancer treatment, helping needy pets and owners, colic surgery, scholarships, our pursuit to build a new teaching hospital, etc. — there is a CVM program to accept and properly use their donations.

## **Why did you choose to go into the field of veterinary pathology?**

I chose veterinary pathology because in the small animal veterinary practice I joined after graduation, I found myself asking: "What is that?" and "Why didn't that animal respond to treatment like the



others?" I love working with people and helping others. Working in a veterinary diagnostic laboratory enabled me to do both while still letting me answer the "what" and "why" questions.

## **What do you teach and what do you enjoy about working with students?**

I presently teach senior veterinary students in the necropsy rotation; necropsy techniques to veterinary technician students; forensic pathology to junior students; and reproductive pathology to graduate DVM students. I also am one of the OTS veterinary fraternity advisors and work with students in the Human-Animal Bond Pet-Visitation Program. I thoroughly LOVE working with and interacting with students. They keep you on your toes with their questions and thirst for knowledge while at the same time keep you grounded in the real world. It is a great way to invest in the future.

*If you would like to make a gift to the UGA College of Veterinary Medicine, or arrange to make regular donations through your paycheck, contact our Development Office at 706/542-1807 or [give2vet@uga.edu](mailto:give2vet@uga.edu)*

# Class Notes

**Kevin Chapman** (DVM '88) is serving as president of the Georgia Veterinary Medical Association.

**Lisa Nolan** (DVM '88) became dean of the Iowa State University College of Veterinary Medicine in January 2011. Dr. Nolan joined ISU CVM faculty in 2003. She most recently served as the college's associate dean for academic and student affairs. Dr. Nolan also earned her master's (1989) and Ph.D. (1992) in medical microbiology from the University of Georgia.



**Nolan**

**Philip Fidler** (DVM '67) was named the 2010 Veterinarian of the Year by the South Carolina Association of Veterinarians. In a Resolution passed on January 19, 2011, the South Carolina House of Representatives congratulated Dr. Fidler and commended him for his more than four decades of service to the state as a veterinarian.

**James M. Shuler** (DVM '70) recently received the 2010 Alumni Distinguished Service Award from Virginia Tech. The annual award recognizes outstanding service to the Virginia Tech Alumni Association and the university as a whole. A recognized veterinarian, community leader, and businessman, Dr. Shuler has been an unyielding supporter

of agriculture, the veterinary profession, and the Virginia-Maryland Regional College of Veterinary Medicine. He earned a bachelor's degree in animal science from Virginia Tech in 1966.

**Gary Bullard** (DVM '69) was presented the AVMA President's Award by Dr. Larry R. Corry (DVM '66), who is now AVMA Immediate Past President. Dr. Bullard was recognized for his tireless efforts on behalf of veterinary medicine at the local, state and national levels, and for his career-long commitment to the AVMA.

**Gov. Sonny Perdue** (DVM '71) was awarded the 2010 Dr. Fred C. Davison Award for Distinguished Service from the Eta Chapter of the Omega Tau Sigma Veterinary Fraternity. Gov. Perdue received the award in recognition of his continuous exemplary public service and leadership to his community, church, veterinary fraternity, as well as to the entire state.

**John Hayes** (DVM '63) was awarded the 2010 A. M. Mills Award from the Lambda Chapter of Alpha Psi. In 2009, Dr. Hayes was named Distinguished Virginia Veterinarian of the year by the Virginia Veterinary Medical Association.

**W. David Fletcher** (DVM '61) received the 2009 A. M. Mills Award from the Lambda Chapter of Alpha Psi. Dr. Fletcher retired from the U.S. Army Reserve Veterinary Corps as a full colonel.

**Dr. Gary S. Brown** (DVM '84) has completed his second term as AVMA vice president. He is running for the 2011-2012 AVMA president-elect position. The last contested election for AVMA president-elect was in 2006.

**Kate Patterson** (DVM '09) is in her first year of a laboratory animal medicine residency and post-doctoral program at the University of Michigan Unit for Laboratory Animal Medicine. After completing her residency, Dr. Patterson wants to find a position as a clinical laboratory animal veterinarian, and become board-certified in the American College of Laboratory Animal Medicine.

**Valerie E. Ragan** (DVM '83) is now the president of AgWorks Solutions agricultural consulting service in Washington,

D.C. Prior to accepting the position, Dr. Ragan served as the assistant deputy administrator for Veterinary Services at the U.S. Department of Agriculture's Animal and Plant Health Inspection Service. She also has participated in trade negotiations related to bovine spongiform encephalopathy and international efforts to eradicate brucellosis.

**Capt. Walter R. Daley** (DVM '83) of Snellville, Ga., received the 2009 U.S. Public Health Service Veterinarian of the Year Award. Capt. Daley is the chief of the Epidemic Intelligence Service Field Assignments Branch in the Career Development Division of the Office of Workforce and Career Development, Centers for Disease Control and Prevention.

**Lynne Berdanier** wrote a textbook called *Case Studies in Physiology and Nutrition*. Berdanier received a masters in Physiology from the College in 1994. The book was published in 2010 by CRC Press, Taylor and Francis Group.

**D. Earle Goodman** (DVM '59) is the editor of *International Animal Health News* and the author of three textbooks on animal health and production for small farmers in developing countries. He is also a long-term board member of Christian Veterinary Missions.

**Anna Smith** (DVM '10) and **Isaiah Smith** (DVM '09, MFAM '10) have purchased Mountainview Veterinary Services in Keyser, W.Va.

**Cheryl B. Greenacre** (DVM '91) was promoted to professor at the University of Tennessee College of Veterinary Medicine. She was also among the first veterinarians to become board certified with the American Board of Veterinary Practitioners in the new Exotic Companion Mammal Medicine specialty.

**Jenifer Hope Gustafson** (DVM '91), a major in the Veterinary Corps of the U.S. Army Reserves, recently completed a tour in Afghanistan; she remains on active duty.

**Edith Rogers** (DVM '03) is the 2010 recipient of Georgia Veterinary Medical Association (GVMA) Recent Graduate Award. GVMA awards this prestigious designation annually to one recent graduate, within the

last 10 years, who has shown exceptional leadership within the organization. Dr. Rogers joined Peachtree Hills Animal Hospital in May 2009.

**The first “Bulldog 100” was announced in 2010, featuring the top 100 businesses owned by UGA alumni. Included among this elite group are:**

**Brett Levitzke** (DVM '00; #27 Veterinary Emergency & Referral Group)



**Levitzke**


**Stephanie Jordan** (DVM '92), **Jeff Jordan** (DVM '92) and **Jeff Brantley** (DVM '90; #66 Brantley & Jordan Animal Hospital)

**Thomas L. (Lyn) Lewis** (DVM '02; #73 Appalachian Animal Hospital)

**Kenneth Cato** (DVM '83), **Doris Cato** (DVM '83), and **Bruce Bowen** (DVM '83; #86 Royston Animal Hospital)

**Jack J. Broadhurst** (DVM '70) received the 2010 Distinguished Veterinarian Award from the North Carolina Veterinary Medical Association. Dr. Broadhurst's contributions to veterinary medicine include devising a new dosing schedule for Frontline-Plus to help

protect cats weighing more than 10 pounds from the American dog tick that transmits *C. felis*. He also devised a new treatment for canine parvo virus enteritis. The treatment is based on reclassifying parvo virus enteritis as a super infection rather than as a viral infection, and using a neuraminidase inhibitor to treat the infection; he was recently awarded a patent for this protocol.



**Broadhurst**

## Obits

Richard E. Bradley Sr. (DVM '54), Morgantown, N.C., Oct. 6, 2008; William K. Rodman (DVM '65), Myrtle Beach, S.C., Dec. 7, 2008; D. John Williams III (DVM '53; retired faculty), Watkinsville, Ga., Dec. 14, 2008; Spencer H. Morrison (DVM '54), Warton, Ontario, Canada, Dec. 30, 2008; Ernest D. Beauchamp (DVM '71), Manassas, Va., Jan. 18, 2009; James B. Bostic (DVM '59), Virginia Beach, Va., Mar. 28, 2009; Robert F. Malsby Jr. (DVM '69), Marietta, Ga., Apr. 10, 2009; Donald S. Fincher (DVM '59), Galax, Va., May 28, 2009; William K. Best (DVM '64), Monroe, N.C., May 29, 2009; Robert R. Hirshberg (DVM '51), Hartsville, S.C., July 16, 2009; Harry Nichiporuk (DVM '67), Davidsonville, Md., July 20, 2009; Robert B.

Jackson (DVM '67), Lilburn, Ga., July 24, 2009; James B. Sharp (DVM '56), Louisville, Ky., Sept. 29, 2009; Kenneth L. Hug-gins (DVM '58), Walterboro, S.C., Dec. 14, 2009; Benard O. Griffith (DVM '56), Franklin, Tenn., Jan. 6, 2010; William H. Watson (DVM '50), Williamsburg, Va., Jan. 20, 2010; Joseph J. Johnson (DVM '54), Silver Spring, Md., Mar. 7, 2010; Jep P. Hudspeth Sr. (DVM '66), Clio, Ga., Mar. 14, 2010; John J. Clark (DVM '53), Kalamazoo, Mich., Mar. 18, 2010; Ralph C. Mobley (DVM '50), Madison, Tenn., Apr. 16, 2010; Frank D. Boone (DVM '69), Kennesaw, Ga., May 26, 2010; Charles Rigdon (DVM '52), Tucker, Ga., May 30, 2010; Wayland D. Andrews (DVM '54), Richmond, Va., July 13, 2010; Margaret A. Mercer (DVM '99), Douglasville, Ga., Aug. 1, 2010; George C. Neserke (DVM '55), Largo, Fla., Aug. 18, 2010; Siccardi, Frank John (DVM '59), Fayetteville, Ark., Sept. 10, 2010.

*For a complete listing of Class Notes and Obituaries, please go to [www.vet.uga.edu/alumni/classnotes.php](http://www.vet.uga.edu/alumni/classnotes.php)*



Follow us on Facebook and Twitter  
[facebook.com/ugacvm](http://facebook.com/ugacvm)  
[twitter.com/ugavetmed](http://twitter.com/ugavetmed)

## We want to know what you're up to!

Your classmates want to know what's happening in your life. Have you received a promotion? Bought a practice? Retired? Had children? Or grandchildren? Drop us a line. And please include your hometown to help us keep our alumni database up to date. Vet Med Alumni Affairs, email: [vetalums@uga.edu](mailto:vetalums@uga.edu) or [brickm@uga.edu](mailto:brickm@uga.edu)  
 Fax: 706/583-0242



# Dr. Charles R. Rigdon

## 1928-2010

Dr. Charles R. Rigdon of Johns Creek, Ga., the AVMA's 106th president, died May 30 after a short illness. He was 81. Dr. Rigdon brought his commitment to quality veterinary medicine, his passion for small animal practice, and his leadership experience to organized veterinary medicine.

For 38 years Dr. Rigdon owned DeKalb Animal Hospital in Tucker, Ga., founding the small animal hospital in 1958 and retiring in 1996. A 1951 graduate of the University of Georgia College of Veterinary Medicine, Dr. Rigdon began his veterinary career with a commission in the Air Force Veterinary Corps. After two years of military service, he entered practice in his hometown of Tifton, Ga., and then Lafayette, Tenn.

His colleagues showed their regard by naming him the American Animal Hospital Association Veterinary Practitioner of the Year in 1978 and the GVMA Veterinarian of the Year in 1979.

An AVMA honor roll member, Dr. Rigdon represented Georgia in the AVMA House of Delegates from 1969-1977 as alternate delegate and then delegate. In 1979 he became president of the American Veterinary Medical Foundation, and from 1981-1982 he chaired the Executive Board during a term representing District III. His AVMA service culminated with his election as president, an office he held in 1984-1985.

As recommended in Dr. Rigdon's presidential address to the House of Delegates, the Executive Board appointed an ad hoc committee to study two of the issues he raised: an AVMA redistricting proposal to address "a gross disparity of representation" in six of 11 districts and a line of ascendancy for AVMA elected officers. However, the ad hoc committee concluded that the AVMA should retain the existing election process, and the House of Delegates disapproved the redistricting proposal.

Dr. Rigdon and 2009-2010 AVMA President Larry R. Corry (GA '66) of Buford, Ga., were the two AVMA presidents who hailed from Georgia. Dr. Corry remembered his friend and colleague. "A man of integrity, honesty, kindness, innovativeness, outstanding leadership ability, and, above all—class—are just a few descriptions of Dr. Charlie Rigdon. He was a role model for me as I followed him as a GVMA director and president, AVMA delegate, AVMA Executive Board member, and AVMA president. He was a giant in the veterinary profession, his community, and family life. He will be greatly missed."

Committed to giving back to his profession, Dr. Rigdon served on dozens of other professional boards and organizations, including terms as president of the Greater Atlanta VMS and in 1970 the GVMA.

Dr. Rigdon had a fierce allegiance to his alma mater and was once president of the UGA Veterinary Alumni Association. An ardent Georgia Bulldog fan, he was elected to the University of Georgia Gridiron Secret Society in 1968, considered by many to be the highest honor bestowed on a UGA alum. The veterinary college named him Veterinary Alumnus of the Year in 1974 and recipient of the Distinguished Service Award in 1979.

Dr. David P. Anderson (WSU '61) of Winterville, Ga., said, "I was the dean of the vet school here in Georgia for 20-some years, so I got to know Charlie real well. He was a tremendous supporter of veterinary education and particularly of the Georgia college. He was on our alumni board for a number of years,



and, of course, he was very active in the state association. We all supported him when he ran for the AVMA presidency and were quite proud of him for doing that. He was a good personal friend, he and his wife both.

"Charlie was somebody that you could sit down and talk to about problems we were having at the college. He knew the background of about everything going on in the state of Georgia in veterinary medicine. He was a real gentleman." Among his other honors were the Distinguished Service Award from the Greater Atlanta VMS in 1988 and the A.M. Mills Award from Lambda Chapter of Alpha Psi in 1980.

Dr. Rigdon's willingness to serve extended to numerous civic organizations. In Tucker he served as president of the Community Association, Business Association, and Kiwanis Club, and he was a board member of the DeKalb Chamber of Commerce. He was a deacon of Briarlake Baptist Church and an avid supporter of the Boy Scouts, which initiated him into the Order of the Arrow for his contributions to scouting.

Dr. Rigdon met his wife of 57 years, Rose Williams, while they were college students. She survives him, along with their three children—Sharon McCullough, Charles R. Rigdon Jr., and Robin Rider—and 10 grandchildren and five great-grandchildren. Memorials may be made to the University of Georgia College of Veterinary Medicine Teaching Hospital Building Fund, 501 D. W. Brooks Drive, Athens, GA 30602, or to Eagle Ranch, P. O. Box 7200, Chestnut Mountain, GA 30502.

Dr. William F. Jackson (MSU '47) of Lakeland, Fla., AVMA president in 1979-1980, said, "Charlie and I have been friends for 60 years. I have never known a finer man."

SUSAN C. KAHLER

Courtesy Journal of the American Veterinary Medical Association, Aug. 1, 2010



**THE STRENGTH**  
**TO HEAL** *and care for*  
*animals that save lives.*

As a veterinarian and Officer in the U.S. Army Reserve Veterinary Corps, you'll continue to practice in your community and serve when needed. You'll have opportunities for specialized education in animal care, public health and clinical research. Plus, you'll receive a \$75,000 sign-on bonus and you may qualify for up to \$50,000 toward repayment of your veterinary school loans.

To learn more, call a Health Care Recruiter at 770-960-7644, email [9B1A@usarec.army.mil](mailto:9B1A@usarec.army.mil), or visit [healthcare.goarmy.com/info/vclpar1](http://healthcare.goarmy.com/info/vclpar1).



U.S. ARMY

ARMY STRONG.®



The University of Georgia

College of Veterinary Medicine  
Athens, GA 30602-7371

Nonprofit Org.  
U.S. Postage  
PAID  
Athens, GA  
Permit #11

*Return Service Requested*

## Upcoming Events

April 16	Atlanta Steeplechase
April 23	Walk4Paws ( <a href="http://walk4paws.net/">http://walk4paws.net/</a> )
April 29	Honors & Awards Night
May 7	Commencement
July 16-19	Annual AVMA Convention (St. Louis, Mo.)

For a current listing of events go to [www.vet.uga.edu/alumni](http://www.vet.uga.edu/alumni).

## Continuing Education Schedule

July 21	Fish Anesthesia, Surgery, Endoscopy and Necropsy Techniques Workshop
July 22-23	Basic Small Animal Gastrointestinal Endoscopy
July 24-25	Basic Small Animal Soft Tissue Rigid Endoscopy
October 8-9	Small Animal Behavior
October 15-16	Small Animal Surgery
October 20-21	7th Annual Equine Encore
October 22-23	Internal Medicine
December 3-4	Avian, Reptile and Small Mammal Diagnostic Endoscopy
December 3-4	Emergency/Critical Care
December 8-9	Small Animal Arthroscopy
December 10-11	Advanced Laparoscopic and Thoracoscopic Surgery
December 10-11	Small Animal Cardiology

Dates and course topics are subject to change. For current information, or to use our secure online registration to sign up for a course, please visit [www.vet.uga.edu/CE/](http://www.vet.uga.edu/CE/)



Follow us on Facebook and Twitter  
[facebook.com/ugacvm](http://facebook.com/ugacvm)  
[twitter.com/ugavetmed](http://twitter.com/ugavetmed)

This publication is paid for by advertising income and private donations, and is available online at [vet.uga.edu](http://vet.uga.edu). For future mailings, if you would prefer to receive our Aesculapian or Annual Report electronically, please email us at [vetnews@uga.edu](mailto:vetnews@uga.edu) and tell us what email address you would like us to notify when the publication goes online. Thank you for your support of the UGA College of Veterinary Medicine!