



The University of Georgia

Center for Agribusiness and Economic Development

College of Agricultural and Environmental Sciences

2007 Georgia Farm Gate Value Report

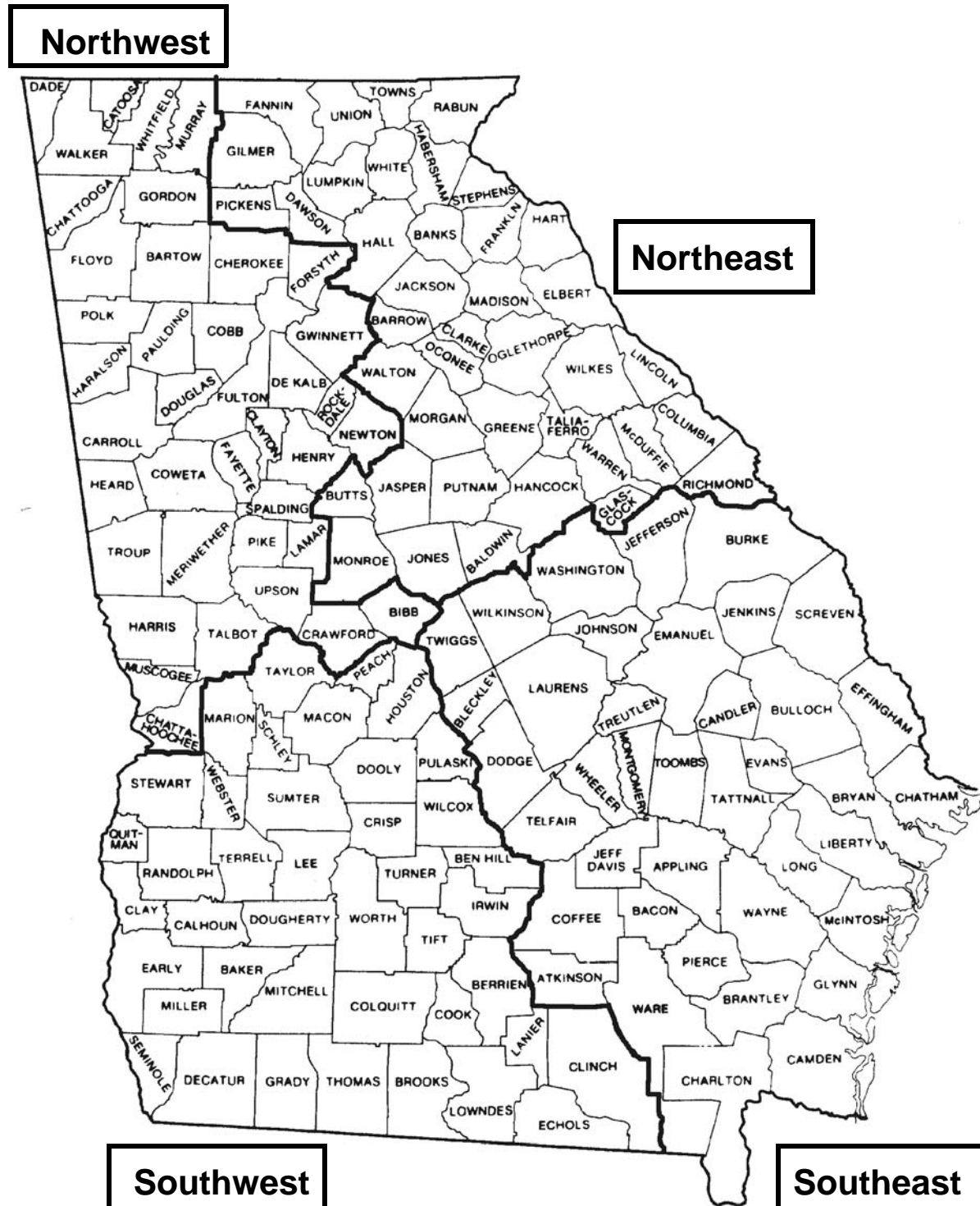
**Compiled by Susan R. Boatright and John C. McKissick
from information reported by
Georgia Cooperative Extension County Agents**

**AR-08-01
April, 2008**



www.caed.uga.edu

Georgia Cooperative Extension Districts



The Center for Agribusiness and Economic Development is a unit of the College of Agricultural and Environmental Sciences, combining the missions of research and extension.

Dear Farm Gate User:

We are pleased to present the **2007 Georgia Farm Gate Value Report (FGVR)**. The *FGVR* is compiled from a survey of Georgia Cooperative Extension county agents and commodity specialists for the purpose of providing annual county-level information for the value of all food and fiber commodities grown in the state.



The *2007 FGVR* indicates that Georgia's agricultural production value was about \$1.2 billion more in 2007 than 2006. Poultry accounted for the largest portion of the 2007 Georgia farm value gain. Broiler price increases were responsible for a \$926 million (+24%) gain in broiler farm gate value over the 2006 level. Egg layer value rose by \$102 million (+23%) fueled by the record high egg prices of 2007.

Row and Forage Crop commodity group values increased by \$179 million from 2006. Corn production acreage doubled from 2006 and, coupled with higher prices, led to a \$110 million (+108%) value increase. Peanuts increased by \$61 million (+19%), soybeans by \$43 million (+164%) and wheat by \$27 million (+78%). All these major crops also experienced higher prices and increased production than in 2006. The major exception to the Georgia row crop gains was cotton which had a significant decrease in value of \$117 million (-16%), as both yields and acreage were lower in 2007 than in 2006.

Livestock & Aquaculture group values increased by \$68 million (+5%) from 2006. Higher milk prices in 2007 caused the dairy value to rise by \$76 million (+33%). The addition of Honeybees as a commodity also played a part. Slight gains in horse, goat, and quail values were noted along with decreased values for beef and pork.

The Vegetables commodity group showed a similar increase of \$67 million as significant gains in cucumbers (+\$42 million), sweet corn (+\$38 million), onions (+\$32 million) and bell peppers (+\$23 million) were partially offset by losses in cantaloupes (-\$36 million), watermelons (-\$6 million), greens (-\$6 million) and tomatoes (-\$7 million).

The Ornamental Horticulture commodity group production value rose only slightly from 2006. Gains in container nursery and miscellaneous ornamental horticulture were offset by declines of \$4 million in turfgrass (-2%), \$4 million in field nursery (-4%), and \$6 million in greenhouse (-2%), industries most affected by the drought.

Fruits & Nuts values were down by \$65 million from 2006 as a result of late freezes affecting apples, blueberries and peaches. A similar decline of \$66 million was also seen in the Forestry commodity group.

The distribution of farm gate value showed little change with nine of the top ten 2006 counties repeating in 2007. The traditional crop producing Colquitt County held on to it's #1 place among all counties due to an expanded poultry industry. The 2007 top ten commodities were the same as 2006 with broilers holding on to the #1 spot, comprising 41% of the total farm gate value. Eggs and dairy both moved up in the rankings.

We hope that the *2007 Georgia Farm Gate Value Report* will be a useful reference tool for you. This data may be accessed online at the *Georgia Statistics System* web site – www.georgiastats.uga.edu – and in Adobe® Acrobat® format at the Center website – www.caed.uga.edu

Sincerely,

A handwritten signature in black ink that reads "John C. McKissick".

John C. McKissick
Professor and Center Director

A handwritten signature in black ink that reads "Susan R. Boatright".

Susan R. Boatright
Research Coordinator

Acknowledgements

Special thanks to the Consortium for Internet Imaging and Database Systems, College of Agricultural and Environmental Sciences, for the construction and maintenance of the Farm Gate database and website. Thanks also to David E. Bell for his assistance with editing and proofreading the document.

We appreciate the work of the Georgia Cooperative Extension Specialists who were consulted in the process of organizing this report along with the Georgia Cooperative Extension Agents and the Program Development Coordinators who provided information for the ***Farm Gate Value Report***.

A Comparison of Agricultural Data Sources

In addition to the *Farm Gate Value Report (Farm Gate Report)*, users of agricultural data in the State of Georgia have a variety of available resources including *Georgia Agricultural Facts (Ag Facts)*, and *The Census of Agriculture (Census)*. The Georgia Agricultural Statistics Service publishes *Ag Facts* annually. The *Census* is produced every five years by the United States Department of Agriculture. Georgia Cooperative Extension compiles the *Farm Gate Report* each spring. Since each of these reports measure different variables in different ways, it is likely that numbers taken from one report will not exactly match those from another report for similar commodities.

The *Farm Gate Report* relies exclusively on Cooperative Extension personnel to provide production information. Each year a survey is distributed to each county Extension office for completion by the county agent. For crops, individual agents are asked to supply county acreage and yields. A suggested price for each crop (determined by Extension specialists) is provided. The price for crops includes an adjustment for all government payments directly associated with the production of the crop and should provide a better indication of the value of the crop. Individual agents have the option of adjusting the price based on county conditions. For livestock, inventory numbers are requested and a formula is then applied to calculate average production for the year and value of production for the county.

Although *Ag Facts* also reports annual data, the types of data and sources differ from the *Farm Gate Report*. *Ag Facts* surveys a wide range of producers, farmers, agribusinesses and Extension personnel and conducts some field observations. Furthermore, while the *Farm Gate Report* focuses only on value of production data, not all of *Ag Facts* data is value of production. For some commodities, most notably livestock, sales or cash receipts are used instead. Cash receipts measure the value of marketings for the year, regardless of the year in which the commodity was produced. Another difference between the *Farm Gate Report* and *Ag Facts* is that the *Farm Gate Report* has county-level value of production data for all of its commodities. Finally, the *Farm Gate Report* contains some commodities which are unavailable in *Ag Facts*.

The *Census* differs from the *Farm Gate Report* mainly because of its publication schedule. However, there are a few other differences. Farms included in the *Census* must meet the definition of a farm marketing more than \$1,000 in a year and the *Census* contains sales data rather than value of production. The *Farm Gate Report* also has several commodities not listed in the *Census*.

TABLE OF CONTENTS

Letter to Farm Gate Users	i
Acknowledgements; A Comparison of Agricultural Data Sources	ii
STATE SUMMARIES	
Agricultural Commodity Rankings	1
Annual Comparison of Farm Gate Value by Commodity, 1999-2007	2
Top Ten Agricultural Commodities and Farm Gate Value by Commodity Group, graphs	3
Summary Tables	4-5
Farm Gate <u>GROWER</u> Value by County	6
Farm Gate <u>TOTAL</u> Value by County	7
MAPS OF FARM GATE VALUE BY COMMODITY GROUP	
Total Value, Grower Value	8
Row & Forage Crops, Fruits & Nuts	9
Vegetables, Ornamental Horticulture	10
Forestry & Products, Livestock & Aquaculture	11
Poultry & Eggs, Other Income	12
ROW & FORAGE CROPS by County	13-42
Barley	14-15
Corn	16-17
Cotton	18-19
Hay	20-21
Oats	22-23
Peanuts	24-25
Rye	26-27
Silage	28-29
Sorghum	30-31
Soybeans	32-33
Straw	34-35
Tobacco	36-37
Wheat	38-39
Miscellaneous Row & Forage Crops	40-41
Total Row & Forage Crops Farm Gate Value	42
FRUITS & NUTS by County	43-60
Apples	44-45
Blackberries	46-47
Blueberries	48-49
Grapes	50-51
Peaches	52-53
Pecans	54-55
Strawberries	56-57
Miscellaneous Fruits & Nuts	58-59
Total Fruits & Nuts Farm Gate Value	60
VEGETABLES by County	61-96
Bell Peppers	62-63
Cabbage	64-65
Cantaloupe	66-67
Cucumbers	68-69
Eggplant	70-71
Greens (collards, kale, lettuce, mustard, spinach, turnip greens)	72-73
Okra	74-75
Onions	76-77
Other Peppers (banana, hot)	78-79
Other Vegetables	80-81
Snap Beans	82-83

TABLE OF CONTENTS

Southern Peas	84-85
Squash (yellow, winter)	86-87
Sweet Corn	88-89
Tomato	90-91
Watermelon	92-93
Zucchini	94-95
Total Vegetables Farm Gate Value	96
ORNAMENTAL HORTICULTURE by County	97-108
Container Nursery	98-99
Field Nursery	100-101
Greenhouse	102-103
Turfgrass	104-105
Miscellaneous Ornamental Horticulture	106-107
Total Ornamental Horticulture Farm Gate Value	108
FORESTRY & PRODUCTS by County	109-118
Christmas Trees	110-111
Pine Straw	112-113
Timber	114-115
Miscellaneous Forestry	116-117
Total Forestry & Products Farm Gate Value	118
LIVESTOCK & AQUACULTURE by County	119-150
Beef Cattle Finished Outside County	120-121
Beef Cows	122-123
Beef Stockers	124-125
Catfish	126-127
Dairy	128-129
Goats	130-131
Honeybees	132-133
Horses—Boarding, Breeding & Training	134-135
Horses—Raised	136-137
Pork—Farrow to Finish	138-139
Pork—Feeder	140-141
Pork—Finishing	142-143
Quail	144-145
Sheep	146-147
Miscellaneous Livestock	148-149
Total Livestock & Aquaculture Farm Gate Value	150
POULTRY & EGGS by County	151-164
Broilers	152-155
Breeder Pullet Units	156-157
Hatching Layers	158-159
Table Layers	160-161
Miscellaneous Poultry/Eggs	162-163
Total Poultry & Eggs Farm Gate Value	164
AG-BASED & NATURE-BASED TOURISM and OTHER INCOME by County	165-180
Ag-Based & Nature-Based Tourism	166-167
Crop Insurance	168-169
Government Payments	170-171
Hunting Leases—Deer	172-173
Hunting Leases—Duck	174-175
Hunting Leases—Turkey	176-177
Miscellaneous Other Income	178-179
Total Agritourism & Other Income Farm Gate Value	180

2007 Georgia Agricultural Commodity Rankings

Rank	Commodity	Farm Gate Value	% of GA Total
1	Broilers	\$4,715,194,764	40.77%
2	Cotton	\$628,800,267	5.44%
3	Eggs	\$549,714,874	4.75%
4	Timber	\$500,864,049	4.33%
5	Horses	\$429,569,500	3.71%
6	Beef	\$423,272,771	3.66%
7	Peanuts	\$381,951,526	3.30%
8	Dairy	\$310,023,659	2.68%
9	Greenhouse for Ornamental Horticulture	\$268,766,728	2.32%
10	Container Nursery	\$215,132,375	1.86%
11	Corn	\$212,856,500	1.84%
12	Onions	\$164,391,978	1.42%
13	Turfgrass	\$163,956,198	1.42%
14	Breeder Pullet Unit	\$161,664,750	1.40%
15	Hay	\$137,414,580	1.19%
16	Pecans	\$128,499,337	1.11%
17	Hunting Leases - Deer	\$107,204,418	0.93%
18	Watermelon	\$104,604,248	0.90%
19	Field Nursery	\$101,114,375	0.87%
20	Bell Peppers	\$100,131,847	0.87%
21	Sweet Corn	\$93,785,132	0.81%
22	Cucumbers	\$86,345,401	0.75%
23	Pork	\$81,787,179	0.71%
24	Pine Straw	\$81,015,875	0.70%
25	Misc. Vegetables	\$72,456,144	0.63%
26	Soybeans	\$69,364,653	0.60%
27	Tobacco	\$65,307,713	0.56%
28	Wheat	\$61,889,659	0.54%
29	Greens (collards, kale, lettuce, mustard, spinach, turnip greens)	\$59,224,201	0.51%
30	Nature-based Tourism	\$49,830,151	0.43%
31	Tomato	\$49,658,267	0.43%
32	Peaches	\$45,169,822	0.39%
33	Blueberries	\$44,822,632	0.39%
34	Straw	\$42,219,938	0.37%
35	Cabbage	\$40,116,806	0.35%
36	Quail	\$30,992,758	0.27%
37	Silage	\$30,969,385	0.27%
38	Ag-based Tourism	\$30,421,553	0.26%
39	Snap Beans	\$29,424,918	0.25%
40	Squash (yellow and winter)	\$26,395,591	0.23%
41	Cantaloupe	\$23,806,672	0.21%
42	Rye	\$22,630,066	0.20%
43	Honeybees	\$18,666,467	0.16%
44	Goats	\$15,480,331	0.13%
45	Zucchini	\$15,030,456	0.13%
46	Eggplant	\$11,854,923	0.10%
47	Grapes	\$9,822,132	0.085%
48	Southern Peas	\$9,447,165	0.082%
49	Sorghum	\$9,224,102	0.080%
50	Christmas Trees	\$8,634,750	0.075%
51	Other Peppers (banana and hot)	\$7,437,660	0.064%
52	Blackberries	\$6,600,864	0.057%
53	Oats	\$6,562,161	0.057%
54	Hunting Leases - Turkey	\$6,481,196	0.056%
55	Catfish	\$5,717,457	0.049%
56	Strawberries	\$5,118,430	0.044%
57	Hunting Leases - Duck	\$1,869,000	0.016%
58	Apples	\$752,510	0.007%
59	Okra	\$741,781	0.006%
60	Sheep	\$694,163	0.006%
61	Barley	\$120,711	0.001%
	All Other Miscellaneous	\$70,383,039	0.61%
	Government Payments	\$319,318,054	2.76%
	Crop Insurance	\$93,439,386	0.81%
	2007 Total Farm Gate Value	\$11,566,159,994	

Annual Comparison of Farm Gate Value by Commodity

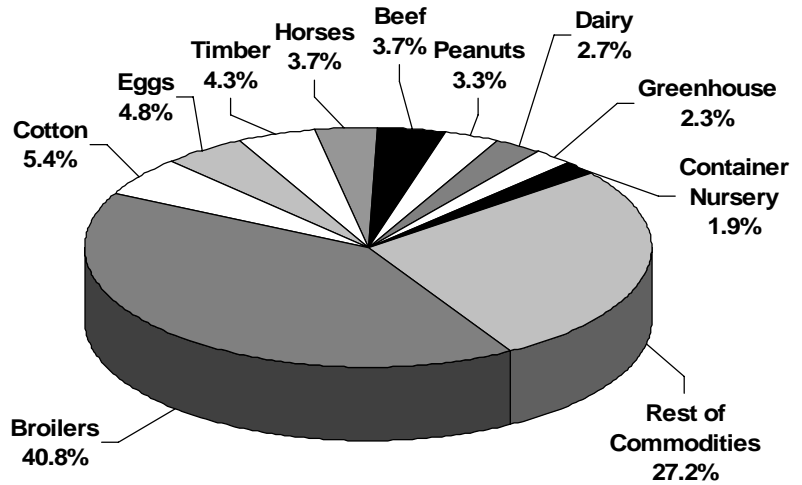
ERRATA SHEET

Commodity	1999	2000	2001	2002	2003	2004	2005	2006	2007
Ag-based Tourism	--	--	--	--	\$20,169,599	\$19,656,219	\$23,492,495	\$27,140,990	\$30,421,553
Apples	\$9,917,230	\$6,866,602	\$5,394,546	\$5,658,128	\$5,805,792	\$4,350,947	\$4,084,600	\$4,061,133	\$752,510
Barley	\$115,177	\$132,849	\$234,546	\$149,097	\$135,886	\$79,442	\$119,115	\$133,904	\$120,711
Beef Cows	\$229,272,541	\$281,805,942	\$280,056,599	\$242,784,095	\$281,646,725	\$348,178,428	\$371,718,560	\$355,860,809	\$332,468,124
Beef Finished Outside Co.	\$10,853,250	\$11,019,175	\$7,845,840	\$11,082,470	\$13,411,020	\$16,008,720	\$17,641,570	\$21,873,135	\$23,812,020
Beef Stockers	\$61,221,216	\$69,963,822	\$76,185,302	\$63,644,445	\$73,437,066	\$83,514,300	\$85,140,990	\$77,979,662	\$66,992,627
Blackberries	--	--	--	--	--	\$3,407,798	\$4,658,861	\$5,857,070	\$6,600,864
Blueberries	\$12,154,563	\$22,024,044	\$23,134,258	\$29,627,829	\$26,697,575	\$48,568,600	\$59,387,913	\$75,771,240	\$44,822,632
Breeder Pullet Unit	--	\$126,328,440	\$115,735,080	\$112,677,600	\$117,642,000	\$110,563,200	\$118,936,212	\$145,727,998	\$161,664,750
Broilers	\$2,840,730,923	\$2,821,451,502	\$3,156,772,488	\$3,227,408,663	\$3,344,564,819	\$4,193,664,497	\$3,956,712,295	\$3,789,684,448	\$4,715,194,764
Catfish	\$5,756,487	\$5,488,959	\$5,326,638	\$6,586,589	\$6,243,911	\$5,125,904	\$6,326,052	\$5,998,652	\$5,717,457
Christmas Trees	--	\$7,300,840	\$6,894,432	\$10,537,125	\$9,996,250	\$9,701,250	\$9,166,875	\$9,248,438	\$8,634,750
Corn	\$83,012,523	\$77,003,242	\$78,577,065	\$99,558,668	\$115,988,586	\$126,880,838	\$84,483,442	\$102,543,111	\$212,856,500
Cotton	\$584,524,694	\$618,817,220	\$753,586,231	\$501,727,753	\$804,350,843	\$608,569,503	\$723,281,813	\$745,462,412	\$628,800,267
Crop Insurance	\$137,977,480	\$122,409,517	\$65,634,396	\$112,683,572	\$43,069,079	\$94,330,894	\$57,839,288	\$99,557,888	\$93,439,386
Dairy	\$281,459,970	\$254,294,780	\$285,322,028	\$245,914,009	\$240,314,453	\$296,133,270	\$258,096,212	\$233,579,378	\$310,023,659
Eggs	\$496,537,914	\$399,145,213	\$403,173,998	\$399,915,864	\$482,957,791	\$439,339,587	\$422,557,273	\$447,985,861	\$549,714,874
Goats	\$4,116,244	\$4,512,069	\$6,647,306	\$7,687,000	\$7,920,750	\$10,106,250	\$12,498,931	\$14,541,588	\$15,480,331
Government Payments	\$282,328,761	\$278,485,126	\$301,748,197	\$672,687,500	\$542,774,168	\$233,603,676	\$416,886,385	\$344,601,514	\$319,318,054
Grapes	\$3,899,244	\$6,890,378	\$6,198,274	\$6,241,945	\$6,355,525	\$7,378,613	\$7,150,995	\$9,620,272	\$9,822,132
Greenhouses	\$145,219,333	\$184,854,763	\$179,587,890	\$236,478,664	\$252,070,467	\$234,370,649	\$245,911,757	\$274,930,734	\$268,766,728
Hay	\$89,440,125	\$97,443,576	\$115,126,084	\$129,412,928	\$136,971,313	\$137,567,008	\$162,220,680	\$130,081,015	\$137,414,580
Hogs, Farrow to Finish	\$75,763,194	\$52,839,518	\$49,943,891	\$34,808,279	\$30,042,110	\$34,068,132	\$33,756,713	\$34,988,027	\$33,490,775
Hogs, Feeder Pigs	\$16,380,650	\$16,798,590	\$29,788,200	\$22,064,025	\$23,772,398	\$37,803,060	\$36,191,480	\$31,998,001	\$27,519,079
Hogs, Finishing Only	\$18,286,787	\$22,376,605	\$26,268,368	\$23,166,466	\$25,593,602	\$32,839,686	\$27,763,593	\$23,447,426	\$20,777,326
Honeybees	--	--	--	--	--	--	--	--	\$18,666,467
Horses	\$70,837,700	\$169,977,000	\$184,883,000	\$247,574,000	\$376,252,500	\$388,243,500	\$403,510,500	\$416,478,500	\$429,569,500
Hunting leases -Deer	\$61,119,824	\$71,191,328	\$74,018,652	\$73,295,452	\$70,749,506	\$70,108,604	\$105,079,836	\$108,199,376	\$107,204,418
Hunting leases -Duck	\$432,750	\$682,500	\$783,450	\$913,130	\$1,167,130	\$1,696,250	\$1,896,650	\$2,203,650	\$1,869,000
Hunting leases -Turkey	\$1,951,193	\$3,486,936	\$4,039,896	\$4,322,936	\$4,619,680	\$4,243,080	\$5,202,700	\$6,037,424	\$6,481,196
Miscellaneous (All other)	\$188,402,062	\$91,743,386	\$94,831,008	\$86,705,962	\$88,107,121	\$59,833,984	\$73,002,083	\$65,018,740	\$70,383,039
Nature-based Tourism	--	--	--	--	\$42,712,819	\$42,801,682	\$48,802,408	\$50,820,985	\$49,830,151
Nursery - Container	\$49,810,700	\$155,665,050	\$156,204,820	\$169,155,750	\$171,569,313	\$184,191,875	\$195,317,420	\$210,439,841	\$215,132,375
Nursery - Field	\$82,718,958	\$58,842,159	\$56,550,850	\$71,216,736	\$71,747,375	\$94,016,650	\$100,022,885	\$104,788,745	\$101,114,375
Oats	\$2,901,927	\$4,378,925	\$9,642,382	\$10,574,566	\$10,915,237	\$5,736,473	\$5,757,752	\$6,340,586	\$6,562,161
Peaches	\$32,148,170	\$39,864,643	\$47,200,222	\$49,852,368	\$48,366,895	\$36,307,471	\$24,406,425	\$60,562,061	\$45,169,822
Peanuts	\$383,126,435	\$399,615,889	\$426,093,932	\$232,193,157	\$364,846,048	\$380,304,321	\$423,053,656	\$321,334,435	\$381,951,526
Pecans	\$103,250,994	\$129,204,166	\$75,870,855	\$45,814,273	\$69,246,230	\$121,145,069	\$161,202,875	\$143,243,088	\$128,499,337
Pine Straw	--	\$15,563,253	\$17,507,865	\$22,370,165	\$25,023,240	\$29,232,640	\$38,513,030	\$62,223,100	\$81,015,875
Quail	--	\$8,712,108	\$8,996,353	\$9,632,100	\$14,776,630	\$25,994,640	\$17,638,664	\$23,013,660	\$30,992,758
Rye	\$16,587,099	\$14,406,249	\$19,927,265	\$23,553,092	\$19,311,541	\$17,853,263	\$21,160,210	\$10,343,630	\$22,630,066
Sheep	--	\$381,150	\$446,338	\$540,838	\$500,800	\$685,850	\$680,931	\$584,219	\$694,163
Silage	\$11,731,238	\$14,849,158	\$21,266,205	\$36,025,295	\$28,043,879	\$28,406,268	\$26,232,320	\$30,626,555	\$30,969,385
Sorghum	\$3,527,274	\$3,093,190	\$4,041,172	\$4,336,179	\$5,324,811	\$4,137,937	\$3,245,022	\$4,412,129	\$9,224,102
Soybeans	\$25,385,705	\$22,924,914	\$23,998,817	\$19,980,989	\$47,539,011	\$62,111,607	\$32,589,312	\$26,272,081	\$69,364,653
Straw	--	\$13,507,534	\$19,007,123	\$19,395,801	\$23,764,293	\$22,422,110	\$22,986,765	\$24,675,841	\$42,219,938
Strawberries	\$761,097	\$3,797,133	\$4,023,330	\$4,492,716	\$3,839,020	\$3,915,302	\$5,548,358	\$4,952,994	\$5,118,430
Timber	\$737,071,537	\$690,026,490	\$585,346,776	\$561,667,326	\$547,412,058	\$562,311,462	\$588,139,996	\$585,115,924	\$500,864,049
Tobacco	\$115,357,591	\$120,363,272	\$121,883,410	\$110,267,030	\$116,501,147	\$94,435,452	\$45,108,950	\$55,296,425	\$65,307,713
Turfgrass	\$138,439,470	\$105,562,782	\$112,789,421	\$122,182,594	\$151,078,503	\$140,739,382	\$150,965,177	\$167,822,378	\$163,956,198
Vegetables - Bell Peppers	\$49,545,810	\$49,555,238	\$43,617,980	\$57,905,678	\$87,133,360	\$60,182,192	\$86,683,193	\$77,056,833	\$100,131,847
Vegetables - Cabbage	\$20,697,206	\$29,976,593	\$31,359,622	\$39,226,040	\$46,027,419	\$27,559,145	\$43,633,449	\$31,751,529	\$40,116,806
Vegetables - Cantaloupe	--	\$18,910,800	\$19,078,683	\$25,085,474	\$37,944,095	\$28,742,666	\$35,673,003	\$60,085,313	\$23,806,672
Vegetables - Carrots	\$12,172,866	\$12,852,525	\$25,796,788	\$11,590,470	\$8,336,941	\$12,608,711	**	**	**
Vegetables - Cucumbers	\$48,240,900	\$55,799,678	\$43,243,406	\$48,314,695	\$69,996,808	\$50,470,867	\$58,475,982	\$43,948,279	\$86,345,401
Vegetables - Eggplant	\$8,431,620	\$12,198,810	\$15,867,500	\$9,930,587	\$19,487,687	\$9,866,609	\$10,482,128	\$10,010,407	\$11,854,923
Vegetables - Greens	\$17,156,976	\$31,073,566	\$38,752,257	\$45,847,381	\$66,853,339	\$51,122,471	\$52,685,816	\$65,230,623	\$59,224,201
Vegetables - Okra	\$2,653,460	\$2,165,080	\$2,183,914	\$891,816	\$1,313,286	\$1,066,906	\$1,898,793	\$1,801,438	\$741,781
Vegetables - Onions	\$84,333,682	\$94,487,900	\$82,559,218	\$70,459,800	\$104,274,770	\$108,651,263	\$125,473,184	\$132,028,781	\$164,391,978
Vegetables - Other Peppers	--	\$7,957,725	\$7,772,850	\$10,271,990	\$8,944,678	\$9,075,107	\$8,965,901	\$11,508,030	\$7,437,660
Vegetables - Other Veg	\$3,220,399	\$12,077,925	\$32,816,588	\$17,524,732	\$23,630,666	\$42,188,971	\$59,979,144	\$66,315,025	\$72,456,144
Vegetables - Snap Beans	\$39,650,648	\$46,295,337	\$28,383,422	\$39,057,905	\$60,630,143	\$28,081,458	\$46,223,229	\$48,792,101	\$29,424,918
Vegetables - Southern Peas	--	\$7,591,530	\$6,806,639	\$7,136,875	\$7,748,908	\$6,854,622	\$9,073,450	\$10,611,242	\$9,447,165
Vegetables - Squash	\$27,715,840	\$30,180,172	\$30,524,916	\$36,589,985	\$48,445,162	\$31,564,741	\$32,828,324	\$27,220,313	\$26,395,591
Vegetables - Sweet Corn	\$47,711,428	\$49,289,746	\$51,233,924	\$67,515,919	\$77,607,620	\$48,507,198	\$112,002,609	\$55,317,101	\$93,785,132
Vegetables - Tomato	\$61,322,170	\$83,099,710	\$77,649,673	\$54,509,572	\$122,159,355	\$102,643,463	\$80,631,892	\$56,640,664	\$49,658,267
Vegetables - Watermelon	\$49,527,271	\$73,454,791	\$80,633,545	\$94,778,608	\$75,856,229	\$85,462,196	\$119,775,186	\$111,059,586	\$104,604,248
Vegetables - Zucchini	\$14,759,415	\$18,429,985	\$13,022,550	\$20,075,136	\$33,297,407	\$20,633,008	\$11,558,512	\$18,769,153	\$15,030,456
Wheat	\$24,350,528	\$33,962,620	\$35,132,721	\$40,476,077	\$44,239,599	\$41,569,256	\$37,759,898	\$34,714,533	\$61,889,659
Totals	\$7,926,020,249	\$8,295,451,715	\$8,714,970,992	\$8,825,753,908	\$9,859,173,985	\$10,283,536,190	\$10,579,891,717	\$10,366,342,023	\$11,566,159,994

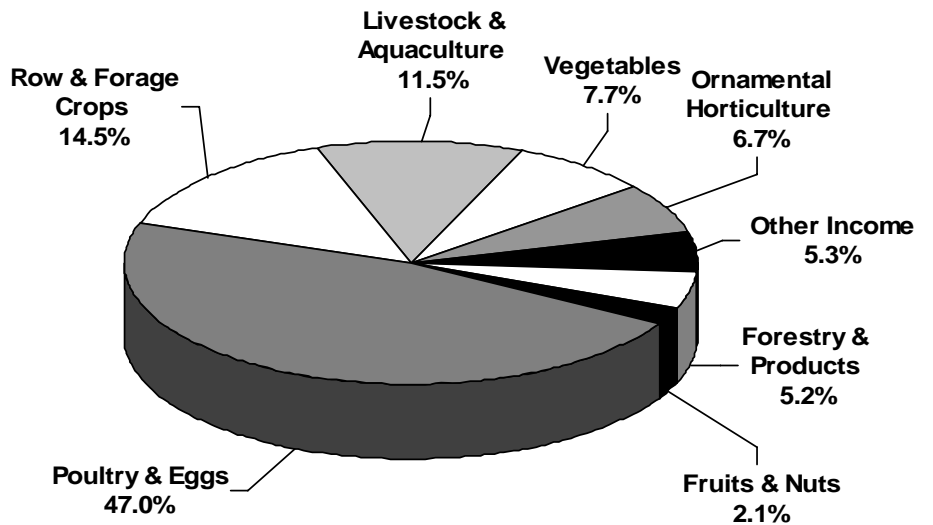
** included in "Other Vegetables"

-- data not collected for individual commodity

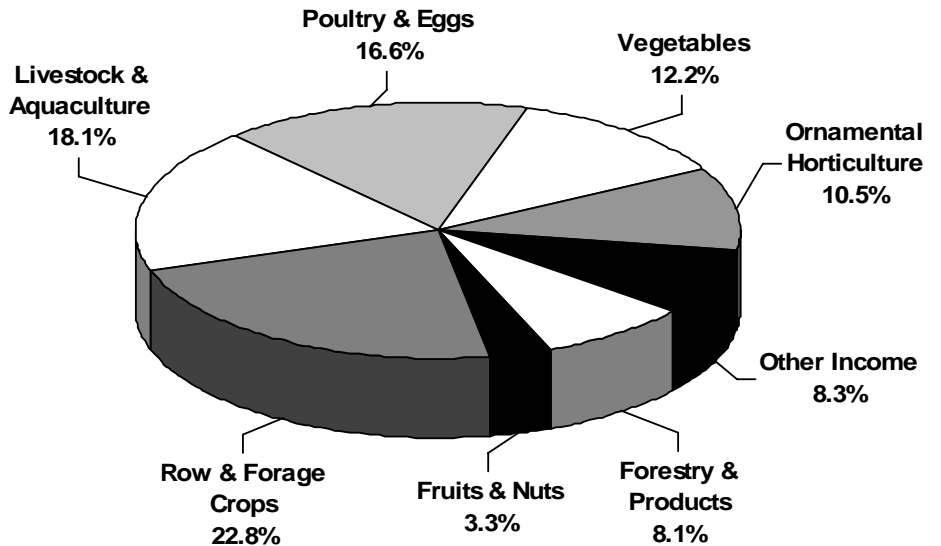
2007 Georgia Top Ten Agricultural Commodities



2007 Georgia Farm Gate TOTAL Value by Commodity Group



2007 Georgia Farm Gate GROWER Value by Commodity Group



2007 Georgia Summary Tables

2007 Top Ten Counties Total Farm Gate Value		
County	Value	% of Total
Colquitt	\$389,231,209	3.37%
Franklin	\$351,071,275	3.04%
Habersham	\$298,739,545	2.58%
Madison	\$288,021,489	2.49%
Hart	\$278,986,585	2.41%
Tattnall	\$272,087,613	2.35%
Mitchell	\$266,507,069	2.30%
Jackson	\$258,890,109	2.24%
Banks	\$249,621,844	2.16%
Gilmer	\$241,563,795	2.09%

2007 Top Ten Counties Total Vegetables Value		
County	Value	% of Total
Colquitt	\$108,046,592	12.07%
Tift	\$101,057,100	11.29%
Tattnall	\$80,887,522	9.04%
Decatur	\$79,234,866	8.85%
Brooks	\$60,481,596	6.76%
Toombs	\$59,840,251	6.69%
Echols	\$49,906,705	5.58%
Cook	\$37,344,450	4.17%
Mitchell	\$35,137,437	3.93%
Worth	\$20,215,765	2.26%

2007 Top Ten Counties GROWER Value (all except broiler-integrator)		
County	Value	% of Total
Colquitt	\$240,891,074	3.27%
Mitchell	\$186,919,604	2.54%
Decatur	\$181,503,906	2.47%
Brooks	\$175,374,036	2.38%
Tift	\$164,122,497	2.23%
Tattnall	\$148,206,460	2.01%
Hart	\$126,405,515	1.72%
Bulloch	\$120,584,292	1.64%
Grady	\$119,712,089	1.63%
Coffee	\$118,483,896	1.61%

2007 Top Ten Counties Total Ornamental Horticulture Value		
County	Value	% of Total
Grady	\$67,542,127	8.77%
McDuffie	\$39,301,000	5.10%
Fulton	\$31,847,668	4.14%
Clarke	\$23,749,500	3.08%
Oconee	\$21,733,240	2.82%
Greene	\$21,325,000	2.77%
Paulding	\$18,111,975	2.35%
Coffee	\$15,948,500	2.07%
Jasper	\$15,843,750	2.06%
Floyd	\$14,561,700	1.89%

2007 Top Ten Counties Total Row & Forage Value		
County	Value	% of Total
Dooly	\$66,687,858	3.97%
Mitchell	\$57,949,822	3.45%
Worth	\$56,327,671	3.35%
Early	\$55,507,969	3.30%
Coffee	\$51,597,777	3.07%
Decatur	\$50,814,251	3.02%
Colquitt	\$50,013,893	2.98%
Miller	\$48,734,639	2.90%
Seminole	\$48,351,178	2.88%
Bulloch	\$40,656,357	2.42%

2007 Top Ten Counties Total Forestry & Products Value		
County	Value	% of Total
Wayne	\$27,199,782	4.56%
Laurens	\$19,321,596	3.24%
Dodge	\$14,550,590	2.44%
Appling	\$13,093,337	2.19%
Emanuel	\$12,934,581	2.17%
Ware	\$12,437,500	2.08%
Wilkes	\$12,062,124	2.02%
Bulloch	\$11,828,100	1.98%
Clinch	\$11,593,663	1.94%
Jeff Davis	\$11,193,974	1.87%

2007 Top Ten Counties Total Fruits & Nuts Value		
County	Value	% of Total
Peach	\$21,826,960	9.03%
Dougherty	\$21,701,131	8.98%
Mitchell	\$13,892,883	5.75%
Clinch	\$11,759,000	4.87%
Taylor	\$11,389,265	4.71%
Bacon	\$10,042,000	4.16%
Crawford	\$9,715,032	4.02%
Macon	\$7,488,740	3.10%
Calhoun	\$6,836,160	2.83%
Appling	\$6,578,620	2.72%

2007 Top Ten Counties Total Livestock & Aquaculture Value		
County	Value	% of Total
Morgan	\$46,513,631	3.49%
Brooks	\$42,680,664	3.20%
Macon	\$39,558,862	2.96%
Mitchell	\$37,858,620	2.84%
Putnam	\$30,615,738	2.29%
Bartow	\$28,272,511	2.12%
Oglethorpe	\$26,776,519	2.01%
Appling	\$23,726,310	1.78%
Hall	\$23,708,118	1.78%
Burke	\$21,190,393	1.59%

2007 Georgia Summary Tables

2007 Top Ten Counties Total Poultry & Egg Value		
County	Value	% of Total
Franklin	\$338,099,308	6.22%
Habersham	\$270,981,145	4.99%
Madison	\$264,268,978	4.86%
Hart	\$245,795,981	4.52%
Jackson	\$239,593,620	4.41%
Banks	\$234,175,725	4.31%
Gilmer	\$232,167,584	4.27%
Hall	\$207,724,211	3.82%
Gordon	\$189,890,278	3.50%
Colquitt	\$182,464,914	3.36%

2007 Top Ten Counties Total AG Tourism & Other Income Value		
County	Value	% of Total
Thomas	\$24,792,681	4.04%
Mitchell	\$19,786,471	3.22%
Worth	\$17,788,745	2.90%
Decatur	\$17,767,224	2.89%
Colquitt	\$17,634,502	2.87%
Bulloch	\$16,611,050	2.70%
Dooley	\$15,997,820	2.60%
Early	\$15,703,737	2.56%
Miller	\$14,213,198	2.31%
Burke	\$13,029,953	2.12%

2007 Top Ten Commodities		
Commodity	Value	% of Total
Broilers	\$4,715,194,764	40.77%
Cotton	\$628,800,267	5.44%
Eggs	\$549,714,874	4.75%
Timber	\$500,864,049	4.33%
Horses	\$429,569,500	3.71%
Beef	\$423,272,771	3.66%
Peanuts	\$381,951,526	3.30%
Dairy	\$310,023,659	2.68%
Greenhouse	\$268,766,728	2.32%
Container Nursery	\$215,132,375	1.86%

2007 Top Ten Vegetables		
Commodity	Value	% of Total
Onions	\$164,391,978	18.37%
Watermelon	\$104,604,248	11.69%
Bell Peppers	\$100,131,847	11.19%
Sweet Corn	\$93,785,132	10.48%
Cucumbers	\$86,345,401	9.65%
Greens	\$59,224,201	6.62%
Tomato	\$49,658,267	5.55%
Cabbage	\$40,116,806	4.48%
Snap Beans	\$29,424,918	3.29%
Squash	\$26,395,591	2.95%

2007 Total Farm Gate Value by Cooperative Extension District		
District	Value	% of Total
Northeast	\$3,838,971,263	33.19%
Northwest	\$1,757,836,310	15.20%
Southeast	\$2,181,705,506	18.86%
Southwest	\$3,787,646,915	32.75%

2007 Total Farm Gate Value by U.S. Congressional District*	
District	Value
District 1	\$1,360,372,164
District 2	\$2,557,192,440
District 3	\$494,006,820
District 4	\$44,105,261
District 5	\$51,373,382
District 6	\$116,267,568
District 7	\$153,233,411
District 8	\$1,450,456,414
District 9	\$1,459,271,696
District 10	\$2,767,057,838
District 11	\$735,496,728
District 12	\$1,131,743,881
District 13	\$84,927,369

* Counties in multiple districts are counted 100% in each.

2007 Farm Gate GROWER Value (total value less broiler-integrator value) Ranked by Commodity Group		
Commodity	Value	% of Total
Row & Forage Crops	\$1,681,026,208	22.85%
Livestock & Aquaculture	\$1,334,564,863	18.14%
Poultry & Eggs	\$1,224,360,787	16.64%
Vegetables	\$894,853,190	12.16%
Ornamental Horticulture	\$770,185,915	10.47%
Other Income	\$614,151,225	8.35%
Forestry & Products	\$597,031,464	8.11%
Fruits & Nuts	\$241,603,601	3.28%
State Total	\$7,357,777,253	

2007 TOTAL FARM GATE VALUE Ranked by Commodity Group		
Commodity	Value	% of Total
Poultry & Eggs	\$5,432,743,528	46.97%
Row & Forage Crops	\$1,681,026,208	14.53%
Livestock & Aquaculture	\$1,334,564,863	11.54%
Vegetables	\$894,853,190	7.74%
Ornamental Horticulture	\$770,185,915	6.66%
Other Income	\$614,151,225	5.31%
Forestry & Products	\$597,031,464	5.16%
Fruits & Nuts	\$241,603,601	2.09%
State Total	\$11,566,159,994	

Total GROWER Value, 2007 (all value except broiler-integrator)

Rank	County	Farm Gate Value	Rank	County	Farm Gate Value	Rank	County	Farm Gate Value
16	Appling	\$100,209,072	70	Evans	\$41,297,646	130	Newton	\$13,833,442
67	Atkinson	\$44,670,305	129	Fannin	\$14,509,697	60	Oconee	\$47,642,342
42	Bacon	\$61,149,730	115	Fayette	\$17,662,512	39	Oglethorpe	\$63,475,828
37	Baker	\$65,198,300	69	Floyd	\$42,266,565	90	Paulding	\$27,825,672
138	Baldwin	\$11,594,659	98	Forsyth	\$23,300,323	64	Peach	\$46,433,980
44	Banks	\$60,724,294	26	Franklin	\$83,378,397	116	Pickens	\$17,170,580
144	Barrow	\$10,111,751	73	Fulton	\$36,692,050	66	Pierce	\$45,346,211
43	Bartow	\$60,751,504	53	Gilmer	\$54,689,346	117	Pike	\$16,547,537
76	Ben Hill	\$34,665,282	148	Glascocok	\$9,134,048	140	Polk	\$11,249,319
29	Berrien	\$78,354,908	153	Glynn	\$5,908,127	47	Pulaski	\$59,334,953
122	Bibb	\$15,585,630	36	Gordon	\$66,085,886	24	Putnam	\$84,554,044
91	Bleckley	\$27,141,983	9	Grady	\$119,712,089	156	Quitman	\$4,829,977
97	Brantley	\$23,306,481	51	Greene	\$55,301,858	123	Rabun	\$15,382,602
4	Brooks	\$175,374,036	112	Gwinnett	\$18,564,064	61	Randolph	\$47,565,720
149	Bryan	\$8,429,191	15	Habersham	\$100,582,311	125	Richmond	\$15,291,901
8	Bulloch	\$120,584,292	22	Hall	\$86,920,800	118	Rockdale	\$16,188,153
25	Burke	\$84,274,642	92	Hancock	\$26,842,749	143	Schley	\$10,613,551
145	Butts	\$10,017,985	133	Haralson	\$12,936,704	55	Screven	\$51,997,522
49	Calhoun	\$57,149,890	114	Harris	\$17,918,003	28	Seminole	\$79,961,262
132	Camden	\$13,531,845	7	Hart	\$126,405,515	150	Spalding	\$8,311,328
56	Candler	\$51,323,087	94	Heard	\$25,792,885	96	Stephens	\$23,412,794
62	Carroll	\$47,527,096	110	Henry	\$18,624,763	120	Stewart	\$15,638,140
135	Catoosa	\$12,200,494	84	Houston	\$31,616,234	14	Sumter	\$101,076,412
105	Charlton	\$20,266,088	32	Irwin	\$70,635,898	139	Talbot	\$11,450,954
146	Chatham	\$9,228,928	18	Jackson	\$93,759,080	154	Taliaferro	\$5,681,614
159	Chattahoochee	\$1,668,046	68	Jasper	\$43,110,475	6	Tattnall	\$148,206,460
128	Chattooga	\$14,517,307	58	Jeff Davis	\$51,261,389	77	Taylor	\$34,199,167
79	Cherokee	\$33,669,480	54	Jefferson	\$54,671,488	78	Telfair	\$33,730,132
86	Clarke	\$30,154,794	85	Jenkins	\$31,397,912	41	Terrell	\$61,448,617
108	Clay	\$19,471,632	104	Johnson	\$20,784,651	17	Thomas	\$95,681,120
142	Clayton	\$10,799,919	136	Jones	\$11,902,249	5	Tift	\$164,122,497
75	Clinch	\$35,963,404	93	Lamar	\$26,123,541	19	Toombs	\$90,373,640
147	Cobb	\$9,153,229	74	Lanier	\$36,348,746	141	Towns	\$11,221,492
10	Coffee	\$118,483,896	50	Laurens	\$56,411,110	99	Treutlen	\$23,232,460
1	Colquitt	\$240,891,074	46	Lee	\$59,348,004	101	Troup	\$21,417,162
113	Columbia	\$17,982,850	151	Liberty	\$7,718,872	40	Turner	\$62,364,913
20	Cook	\$89,102,054	124	Lincoln	\$15,295,402	131	Twiggs	\$13,587,791
106	Coweta	\$20,177,994	103	Long	\$21,017,982	100	Union	\$21,729,030
95	Crawford	\$25,578,999	35	Lowndes	\$66,483,597	109	Upson	\$18,884,627
34	Crisp	\$67,544,183	121	Lumpkin	\$15,591,514	102	Walker	\$21,279,708
137	Dade	\$11,597,612	11	Macon	\$116,682,434	88	Walton	\$28,247,033
126	Dawson	\$14,901,007	31	Madison	\$71,000,060	59	Ware	\$48,302,597
3	Decatur	\$181,503,906	119	Marion	\$16,098,819	89	Warren	\$27,972,598
157	DeKalb	\$3,881,413	52	McDuffie	\$55,113,284	71	Washington	\$39,371,973
33	Dodge	\$70,318,880	152	McIntosh	\$6,869,794	23	Wayne	\$84,823,402
13	Dooly	\$112,274,016	83	Meriwether	\$32,169,159	111	Webster	\$18,599,671
57	Dougherty	\$51,273,115	30	Miller	\$76,324,064	81	Wheeler	\$33,495,898
155	Douglas	\$5,274,428	2	Mitchell	\$186,919,604	80	White	\$33,566,584
21	Early	\$87,662,796	127	Monroe	\$14,730,707	45	Whitfield	\$60,440,045
48	Echols	\$58,943,345	87	Montgomery	\$30,076,876	38	Wilcox	\$63,541,564
82	Effingham	\$32,469,194	27	Morgan	\$81,854,364	65	Wilkes	\$46,113,843
72	Elbert	\$37,230,615	107	Murray	\$19,909,301	134	Wilkinson	\$12,441,218
63	Emanuel	\$47,346,060	158	Muscogee	\$3,648,102	12	Worth	\$115,958,401

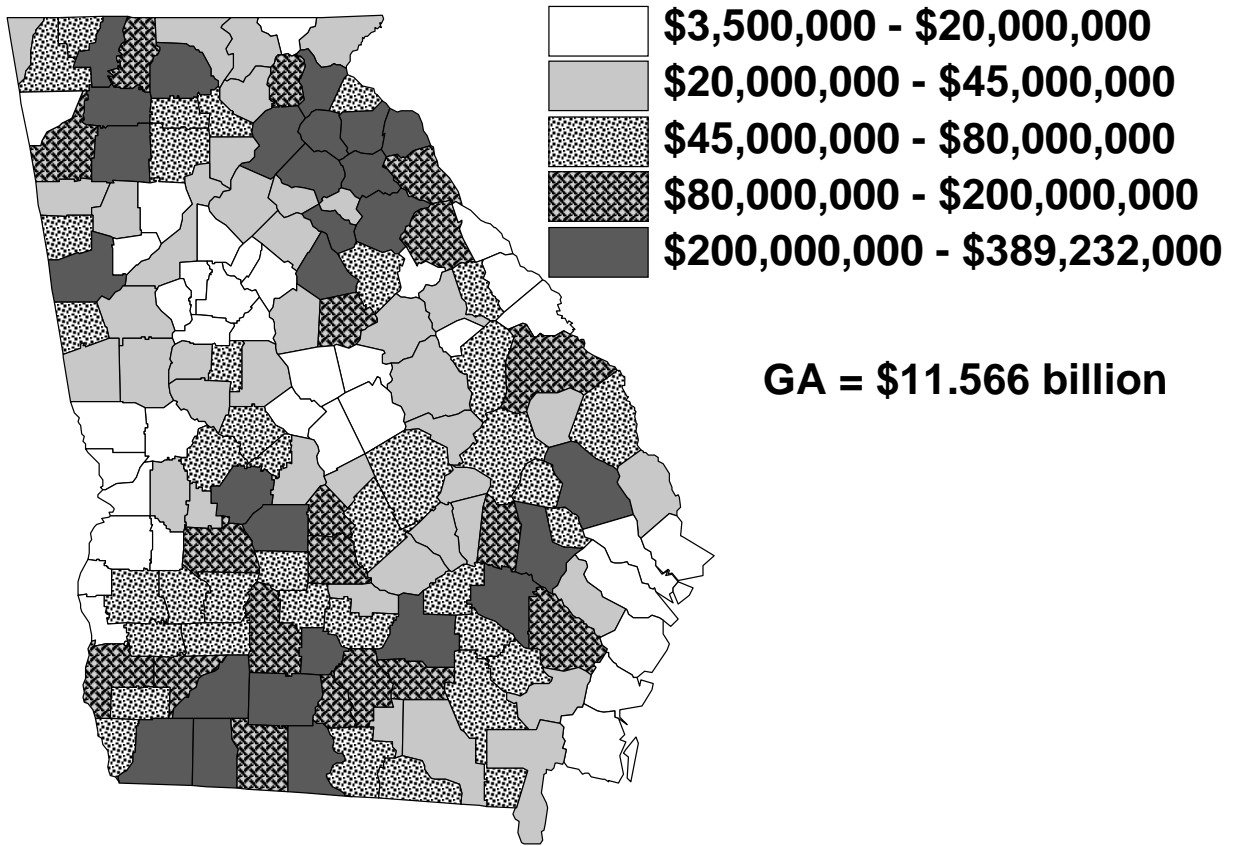
GEORGIA **\$7,357,777,253**

Total Farm Gate Value, 2007

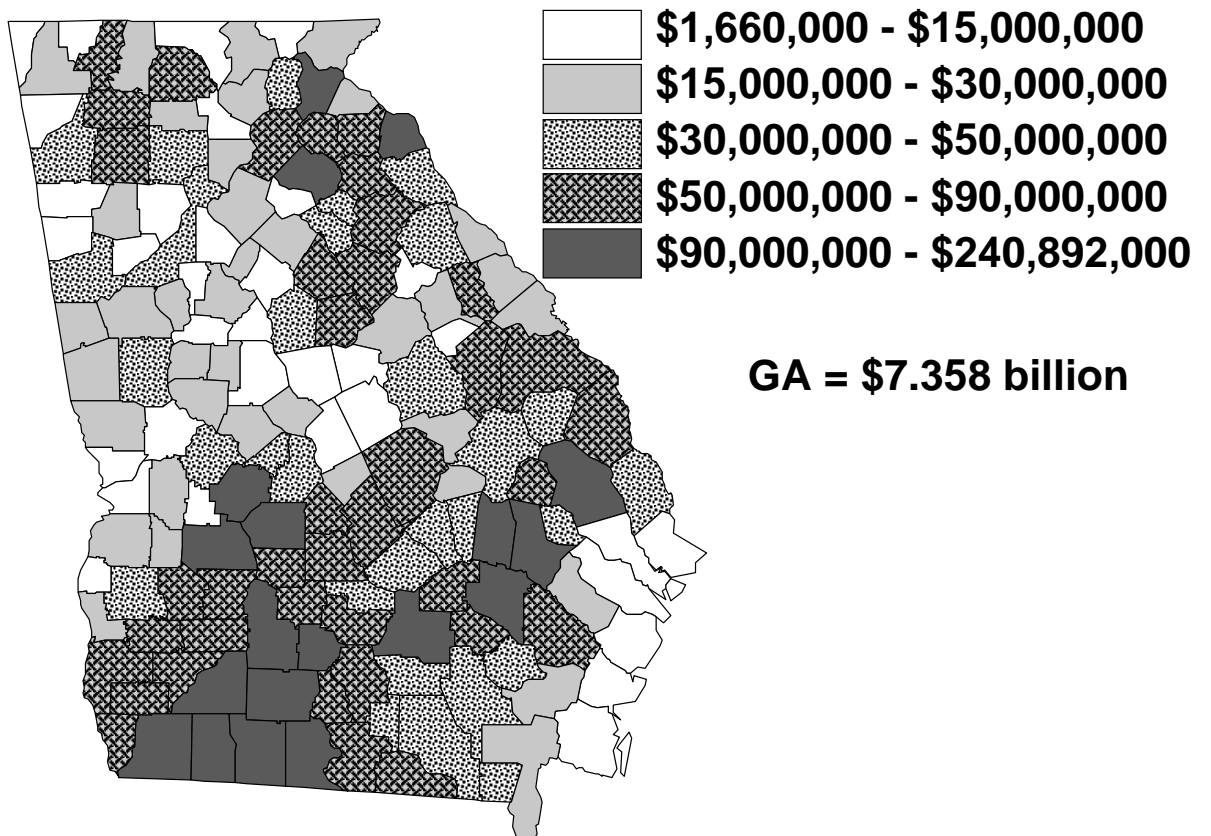
Rank	County	Farm Gate Value	Rank	County	Farm Gate Value	Rank	County	Farm Gate Value
23	Appling	\$135,036,006	67	Evans	\$57,266,687	138	Newton	\$14,565,272
36	Atkinson	\$97,120,626	108	Fannin	\$29,701,751	27	Oconee	\$125,115,031
57	Bacon	\$67,158,529	131	Fayette	\$17,662,512	14	Oglethorpe	\$208,459,810
40	Baker	\$86,979,602	45	Floyd	\$83,303,800	87	Paulding	\$44,261,369
135	Baldwin	\$15,985,643	86	Forsyth	\$44,500,790	82	Peach	\$46,433,980
9	Banks	\$249,621,844	2	Franklin	\$351,071,275	56	Pickens	\$68,028,692
106	Barrow	\$30,946,040	96	Fulton	\$36,692,050	81	Pierce	\$46,671,609
22	Bartow	\$136,221,544	10	Gilmer	\$241,563,795	114	Pike	\$25,662,539
85	Ben Hill	\$44,532,632	149	Glascok	\$9,134,048	112	Polk	\$26,923,263
39	Berrien	\$88,897,058	153	Glynn	\$5,908,127	41	Pulaski	\$86,372,506
126	Bibb	\$18,939,854	13	Gordon	\$210,317,518	43	Putnam	\$84,554,044
109	Bleckley	\$29,535,822	21	Grady	\$143,369,003	157	Quitman	\$4,829,977
117	Brantley	\$23,306,481	54	Greene	\$71,814,961	122	Rabun	\$20,321,100
17	Brooks	\$183,897,154	116	Gwinnett	\$24,035,695	79	Randolph	\$47,565,720
150	Bryan	\$8,429,191	3	Habersham	\$298,739,545	137	Richmond	\$15,291,901
24	Bulloch	\$131,948,450	11	Hall	\$238,841,346	134	Rockdale	\$16,188,153
44	Burke	\$84,274,642	113	Hancock	\$26,842,749	100	Schley	\$33,388,033
145	Butts	\$10,017,985	76	Haralson	\$50,747,080	74	Screven	\$51,997,522
50	Calhoun	\$75,711,348	130	Harris	\$17,918,003	47	Seminole	\$79,961,262
141	Camden	\$13,531,845	5	Hart	\$278,986,585	146	Spalding	\$9,518,770
75	Candler	\$51,980,735	61	Heard	\$64,031,039	60	Stephens	\$64,772,716
20	Carroll	\$158,216,489	128	Henry	\$18,624,763	127	Stewart	\$18,663,320
78	Catoosa	\$47,755,268	89	Houston	\$40,328,755	29	Sumter	\$117,535,500
119	Charlton	\$21,591,486	52	Irwin	\$74,240,906	143	Talbot	\$11,450,954
147	Chatham	\$9,228,928	8	Jackson	\$258,890,109	155	Taliaferro	\$5,681,614
156	Chattahoochee	\$5,273,053	84	Jasper	\$44,653,756	6	Tattnall	\$272,087,613
133	Chattooga	\$16,452,436	62	Jeff Davis	\$63,189,966	72	Taylor	\$52,917,473
58	Cherokee	\$66,540,876	70	Jefferson	\$54,671,488	98	Telfair	\$33,730,132
101	Clarke	\$32,785,386	104	Jenkins	\$31,397,912	63	Terrell	\$61,448,617
125	Clay	\$19,471,632	121	Johnson	\$20,784,651	30	Thomas	\$105,775,140
144	Clayton	\$10,799,919	132	Jones	\$16,717,284	18	Tift	\$164,122,497
95	Clinch	\$36,989,335	83	Lamar	\$45,152,311	37	Toombs	\$92,700,136
148	Cobb	\$9,153,229	97	Lanier	\$36,348,746	142	Towns	\$11,726,566
12	Coffee	\$225,109,878	68	Laurens	\$56,411,110	118	Treutlen	\$23,232,460
1	Colquitt	\$389,231,209	65	Lee	\$59,348,004	120	Troup	\$21,417,162
129	Columbia	\$17,982,850	151	Liberty	\$7,718,872	53	Turner	\$73,939,518
33	Cook	\$102,644,341	136	Lincoln	\$15,295,402	140	Twiggs	\$13,587,791
123	Coweta	\$20,177,994	105	Long	\$31,287,139	111	Union	\$26,990,214
77	Crawford	\$49,889,286	59	Lowndes	\$66,483,597	94	Upson	\$37,843,830
51	Crisp	\$75,001,912	88	Lumpkin	\$40,515,979	55	Walker	\$69,915,957
115	Dade	\$25,349,930	15	Macon	\$207,427,336	92	Walton	\$39,185,614
64	Dawson	\$60,855,805	4	Madison	\$288,021,489	71	Ware	\$54,377,335
16	Decatur	\$206,547,141	93	Marion	\$38,430,427	110	Warren	\$27,972,598
158	DeKalb	\$3,881,413	69	McDuffie	\$55,113,284	91	Washington	\$39,371,973
49	Dodge	\$76,807,892	152	McIntosh	\$6,869,794	42	Wayne	\$86,303,899
26	Dooly	\$126,479,213	103	Meriwether	\$32,169,159	124	Webster	\$19,930,751
73	Dougherty	\$52,715,118	48	Miller	\$78,691,597	99	Wheeler	\$33,495,898
154	Douglas	\$5,775,995	7	Mitchell	\$266,507,069	34	White	\$98,075,715
38	Early	\$88,973,708	90	Monroe	\$40,202,795	19	Whitfield	\$159,131,636
66	Echols	\$58,943,345	107	Montgomery	\$30,076,876	31	Wilcox	\$104,125,022
102	Effingham	\$32,469,194	25	Morgan	\$131,314,755	46	Wilkes	\$83,152,578
32	Elbert	\$104,026,607	35	Murray	\$97,727,298	139	Wilkinson	\$13,690,749
80	Emanuel	\$47,346,060	159	Muscogee	\$3,648,102	28	Worth	\$122,447,414

GEORGIA **\$11,566,159,994**

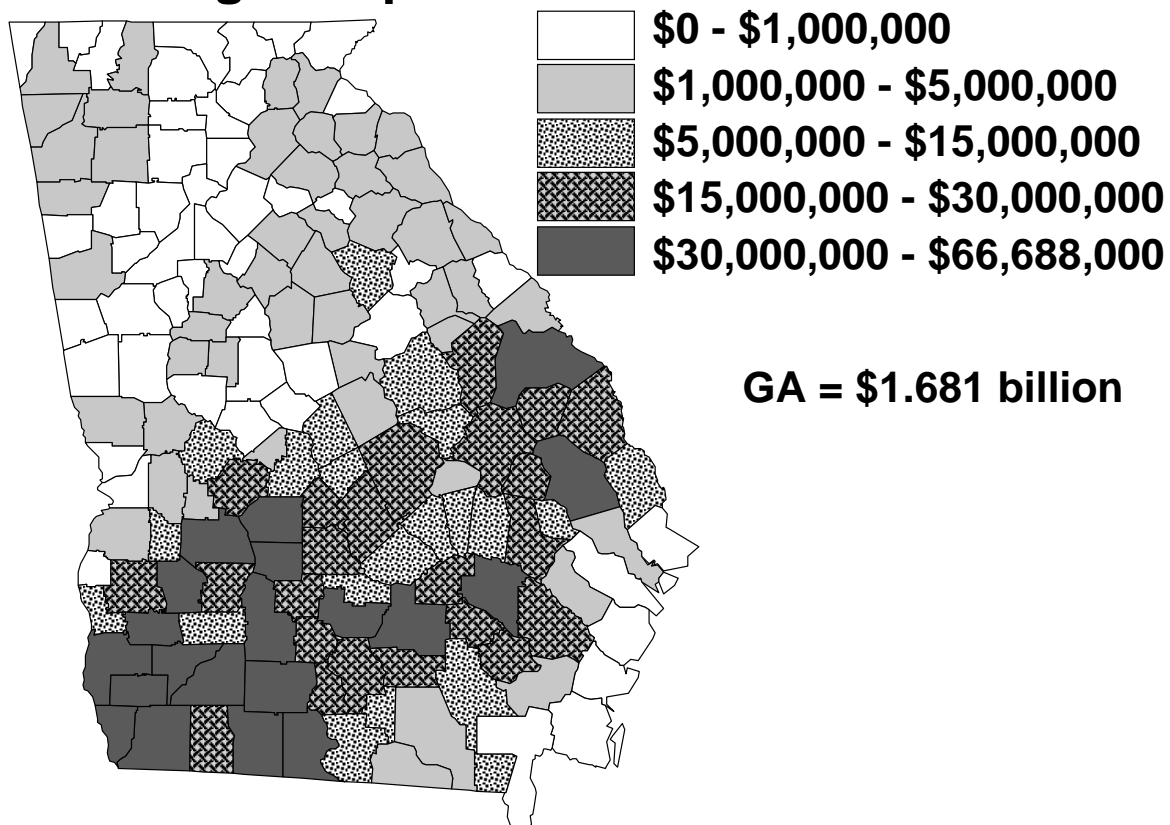
Total Farm Gate Value: 2007



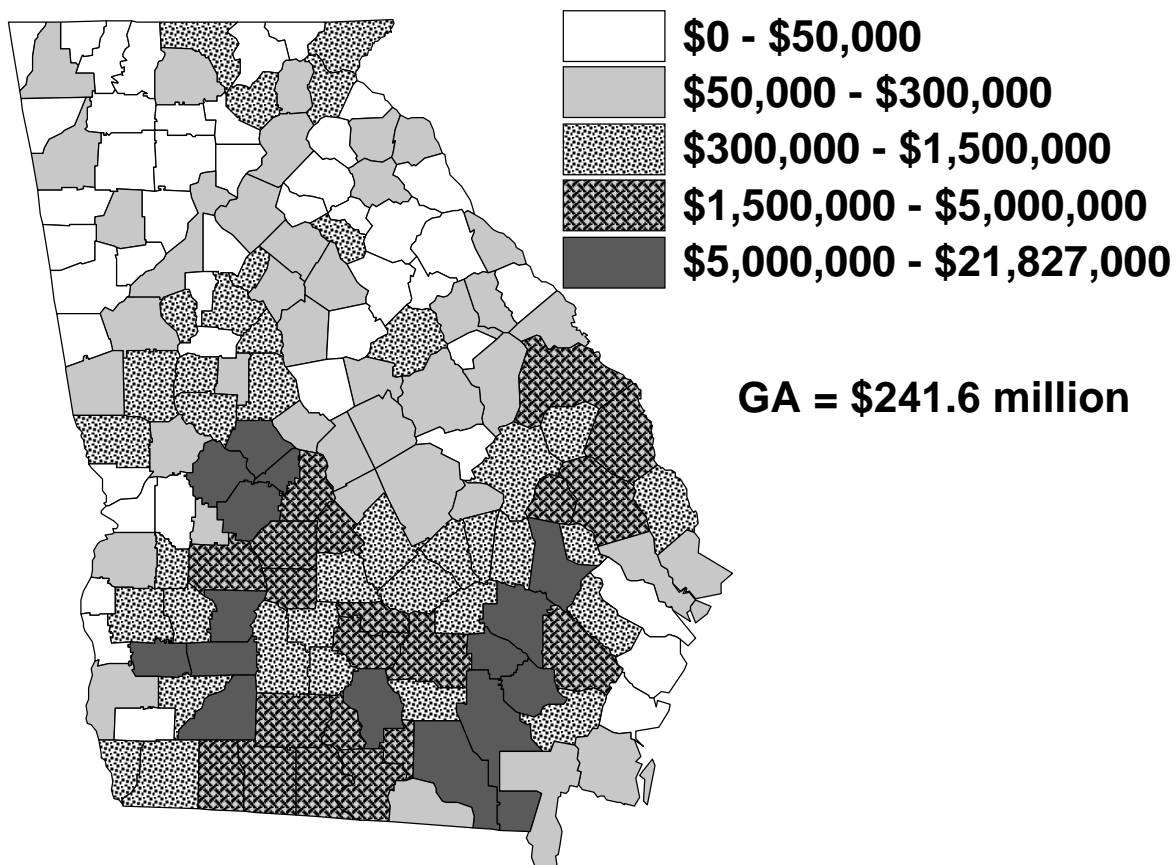
Grower Farm Gate Value: 2007



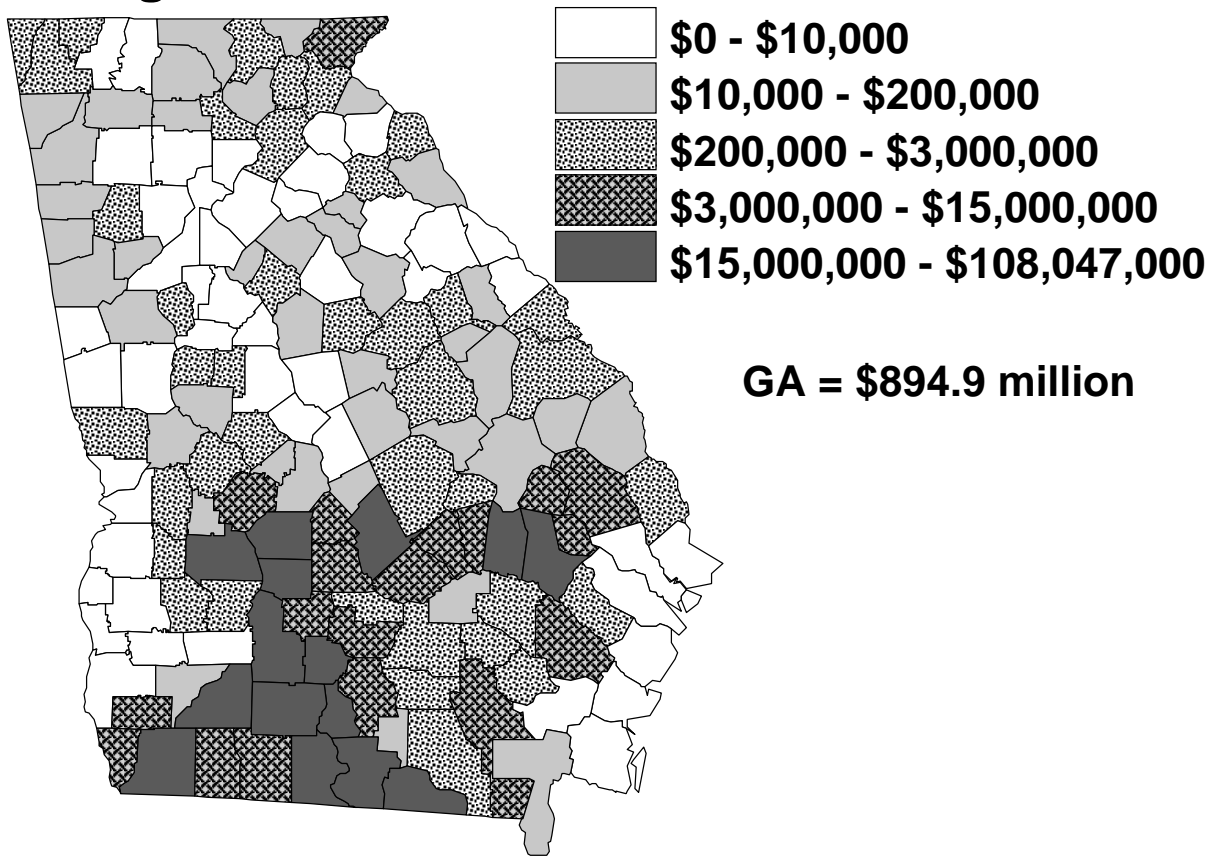
Row & Forage Crops Farm Gate Value: 2007



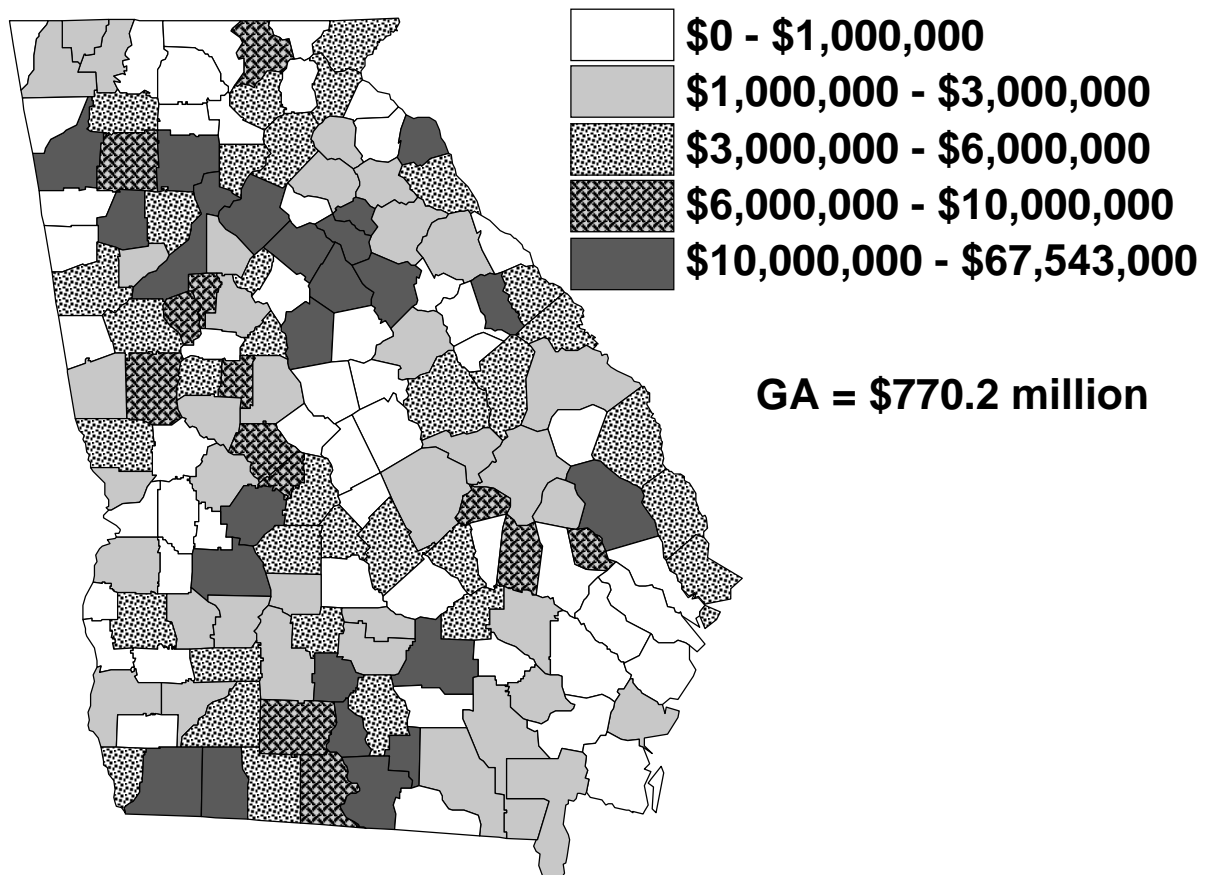
Fruit & Nut Farm Gate Value: 2007



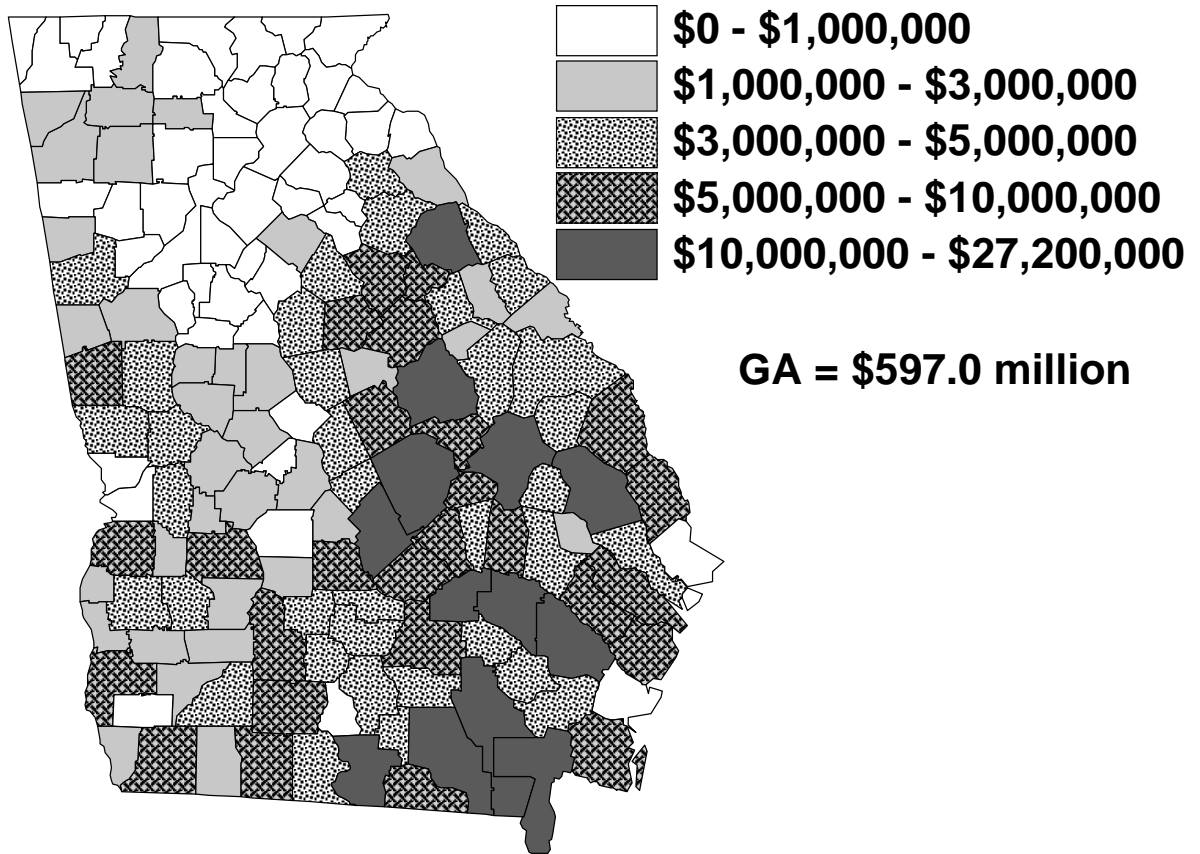
Vegetables Farm Gate Value: 2007



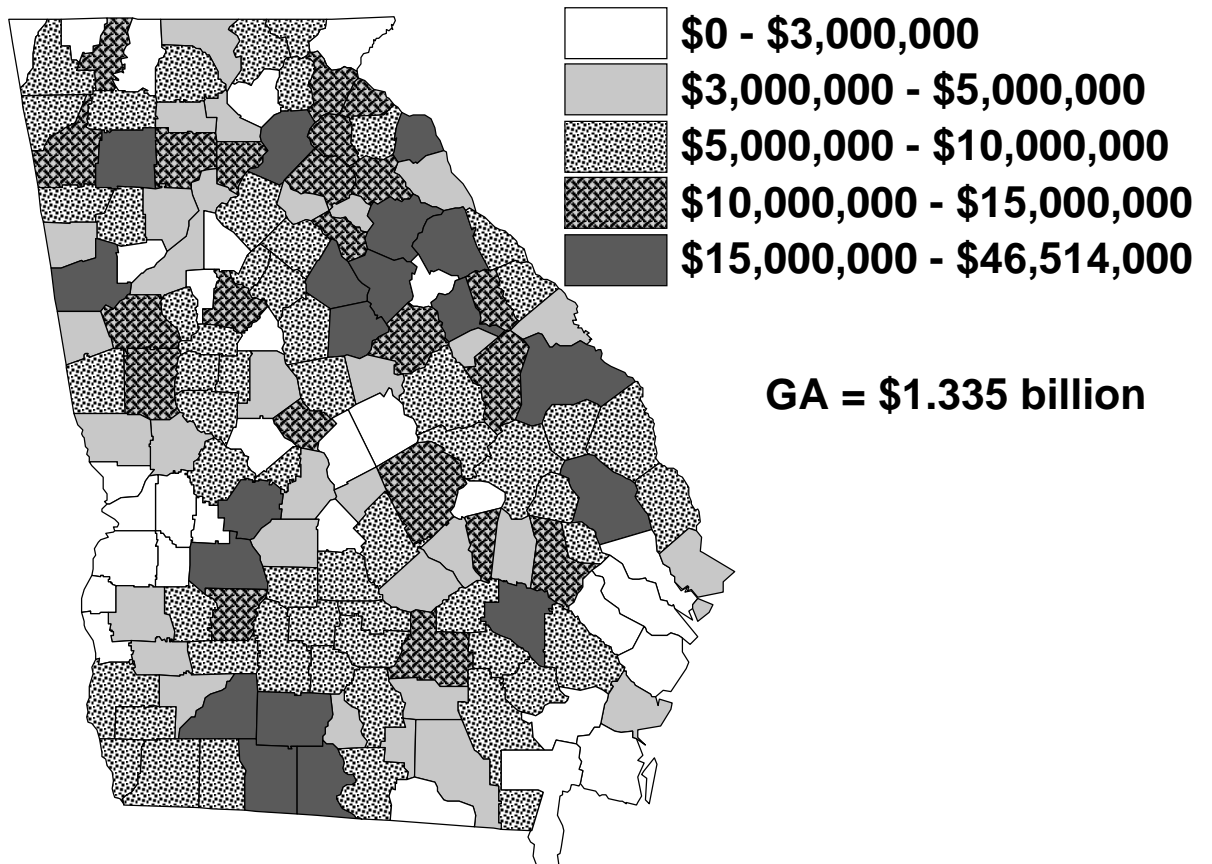
Ornamental Horticulture Farm Gate Value: 2007



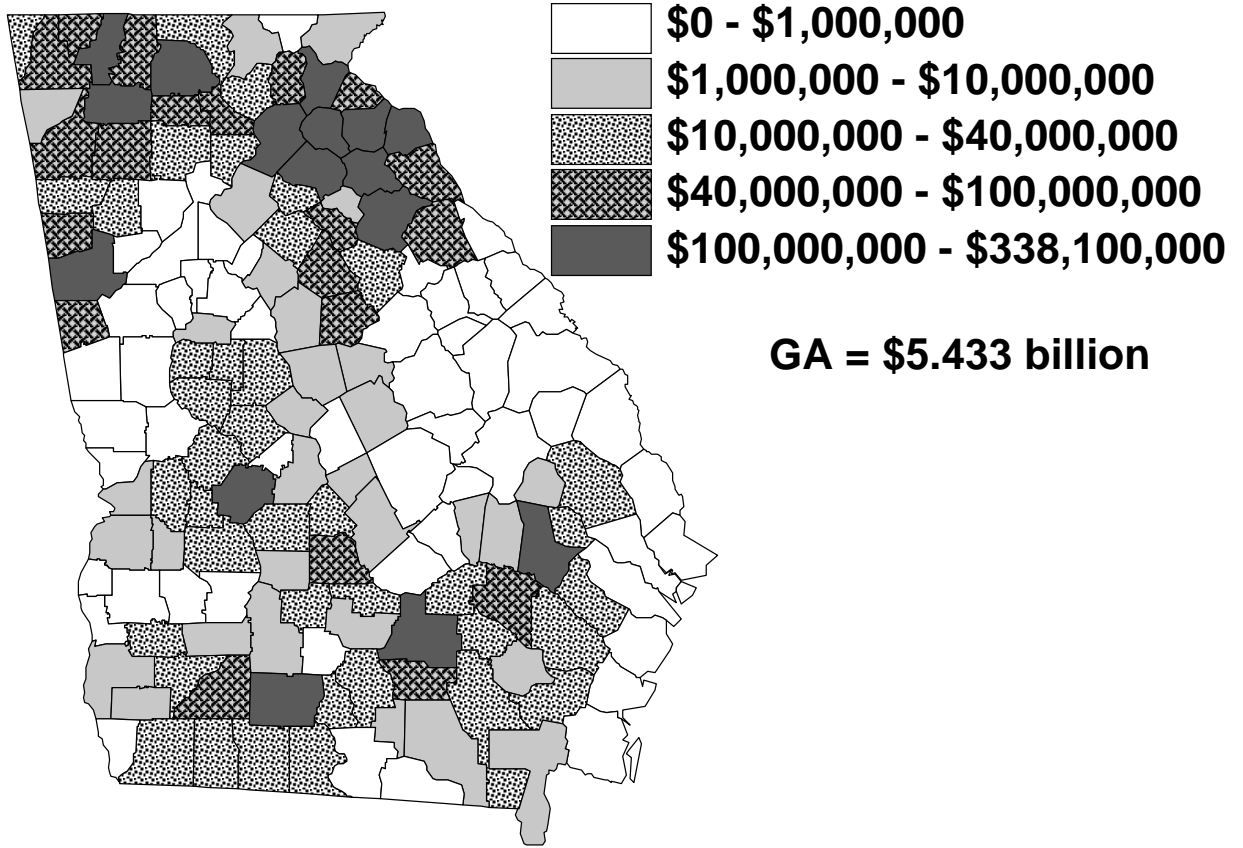
Forestry & Products Farm Gate Value: 2007



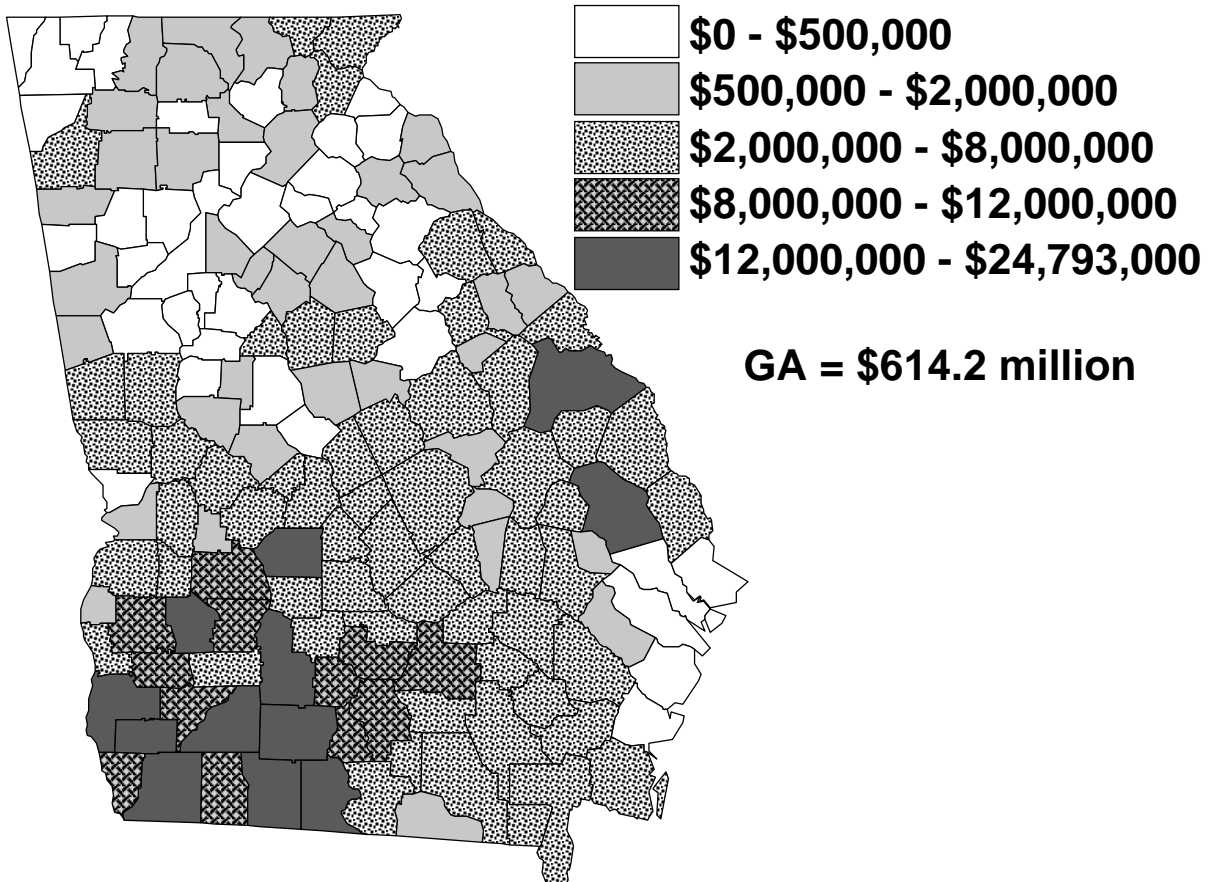
Livestock & Aquaculture Farm Gate Value: 2007



Poultry & Egg Farm Gate Value: 2006



Other Income Farm Gate Value: 2007



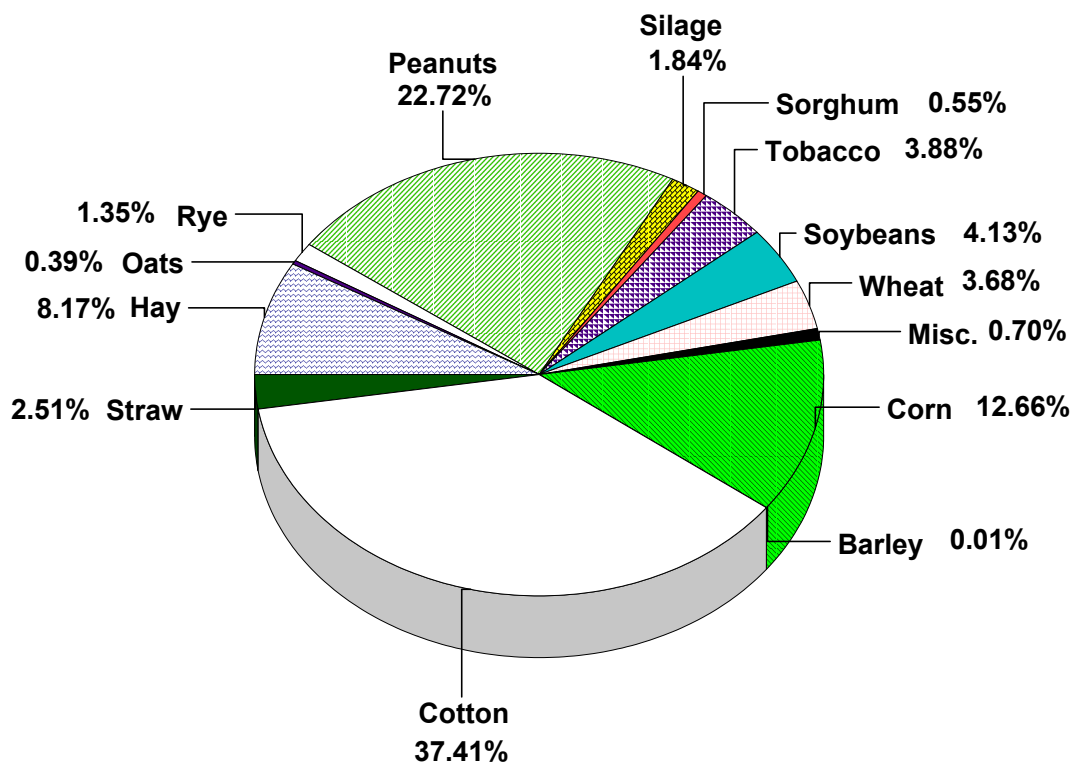
2007 Georgia Farm Gate Value

-Row and Forage Crops-

\$ 1,681,026,208

Row and Forage Crops

2007 Farm Gate Value



Barley

Farm Gate Value 2007

Rank	County	Acres	Bu/Acre	\$/Bu	Farm Gate Value	Rank	County	Acres	Bu/Acre	\$/Bu	Farm Gate Value
-	Appling				\$0	-	Elbert				\$0
-	Atkinson				\$0	-	Emanuel				\$0
-	Bacon				\$0	-	Evans				\$0
-	Baker				\$0	-	Fannin				\$0
-	Baldwin				\$0	-	Fayette				\$0
-	Banks				\$0	-	Floyd				\$0
-	Barrow				\$0	-	Forsyth				\$0
-	Bartow				\$0	-	Franklin				\$0
-	Ben Hill				\$0	-	Fulton				\$0
-	Berrien				\$0	-	Gilmer				\$0
-	Bibb				\$0	-	Glascocock				\$0
-	Bleckley				\$0	-	Glynn				\$0
-	Brantley				\$0	-	Gordon				\$0
-	Brooks				\$0	-	Grady				\$0
-	Bryan				\$0	-	Greene				\$0
-	Bulloch				\$0	-	Gwinnett				\$0
-	Burke				\$0	-	Habersham				\$0
11	Butts	15	35	\$3.48	\$1,827	-	Hall				\$0
-	Calhoun				\$0	8	Hancock	40	25	\$3.48	\$3,480
-	Camden				\$0	-	Haralson				\$0
-	Candler				\$0	-	Harris				\$0
-	Carroll				\$0	2	Hart	100	55	\$3.48	\$19,140
-	Catoosa				\$0	-	Heard				\$0
-	Charlton				\$0	1	Henry	200	50	\$3.48	\$34,800
-	Chatham				\$0	-	Houston				\$0
-	Chattahoochee				\$0	-	Irwin				\$0
-	Chattooga				\$0	-	Jackson				\$0
-	Cherokee				\$0	-	Jasper				\$0
4	Clarke	200	23	\$3.48	\$16,008	-	Jeff Davis				\$0
-	Clay				\$0	6	Jefferson	34	41	\$3.48	\$4,851
-	Clayton				\$0	-	Jenkins				\$0
-	Clinch				\$0	-	Johnson				\$0
-	Cobb				\$0	-	Jones				\$0
-	Coffee				\$0	10	Lamar	12	50	\$3.48	\$2,088
-	Colquitt				\$0	-	Lanier				\$0
-	Columbia				\$0	9	Laurens	67	10	\$3.48	\$2,325
-	Cook				\$0	-	Lee				\$0
-	Coweta				\$0	-	Liberty				\$0
-	Crawford				\$0	-	Lincoln				\$0
-	Crisp				\$0	-	Long				\$0
-	Dade				\$0	-	Lowndes				\$0
-	Dawson				\$0	-	Lumpkin				\$0
-	Decatur				\$0	-	Macon				\$0
-	DeKalb				\$0	-	Madison				\$0
-	Dodge				\$0	-	Marion				\$0
-	Dooly				\$0	-	McDuffie				\$0
-	Dougherty				\$0	-	McIntosh				\$0
-	Douglas				\$0	-	Meriwether				\$0
-	Early				\$0	-	Miller				\$0
-	Echols				\$0	-	Mitchell				\$0
-	Effingham				\$0	-	Monroe				\$0

Barley

Farm Gate Value 2007

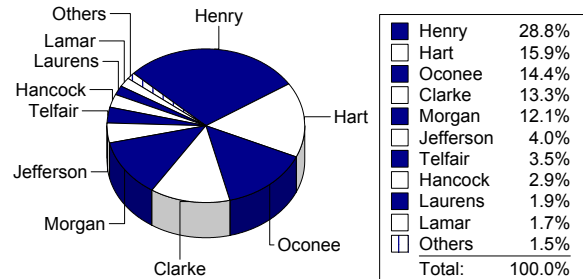
Rank	County	Acres	Bu/Acre	\$/Bu	Farm Gate Value
-	Montgomery				\$0
5	Morgan	60	70	\$3.48	\$14,616
-	Murray				\$0
-	Muscogee				\$0
-	Newton				\$0
3	Oconee	125	40	\$3.48	\$17,400
-	Oglethorpe				\$0
-	Paulding				\$0
-	Peach				\$0
-	Pickens				\$0
-	Pierce				\$0
-	Pike				\$0
-	Polk				\$0
-	Pulaski				\$0
-	Putnam				\$0
-	Quitman				\$0
-	Rabun				\$0
-	Randolph				\$0
-	Richmond				\$0
-	Rockdale				\$0
-	Schley				\$0
-	Screven				\$0
-	Seminole				\$0
-	Spalding				\$0
-	Stephens				\$0
-	Stewart				\$0
-	Sumter				\$0
-	Talbot				\$0
-	Taliaferro				\$0
-	Tattnall				\$0
-	Taylor				\$0
7	Telfair	30	40	\$3.48	\$4,176
-	Terrell				\$0
-	Thomas				\$0
-	Tift				\$0
-	Toombs				\$0
-	Towns				\$0
-	Treutlen				\$0
-	Troup				\$0
-	Turner				\$0
-	Twiggs				\$0
-	Union				\$0
-	Upson				\$0
-	Walker				\$0
-	Walton				\$0
-	Ware				\$0
-	Warren				\$0
-	Washington				\$0
-	Wayne				\$0
-	Webster				\$0
-	Wheeler				\$0

Rank	County	Acres	Bu/Acre	\$/Bu	Farm Gate Value
-	White				\$0
-	Whitfield				\$0
-	Wilcox				\$0
-	Wilkes				\$0
-	Wilkinson				\$0
-	Worth				\$0

2007 Totals & averages 883 39.3 \$3.48 \$120,711

Percent of Row and Forage Crops 0.01%

Top Ten Counties For Barley



County	Acres	Yield	Price	Farm Gate Value
Henry	200	50	\$3.48	\$34,800
Hart	100	55	\$3.48	\$19,140
Oconee	125	40	\$3.48	\$17,400
Clarke	200	23	\$3.48	\$16,008
Morgan	60	70	\$3.48	\$14,616
Jefferson	34	41	\$3.48	\$4,851
Telfair	30	40	\$3.48	\$4,176
Hancock	40	25	\$3.48	\$3,480
Laurens	67	10	\$3.48	\$2,325
Lamar	12	50	\$3.48	\$2,088

Corn

Farm Gate Value 2007

Rank	County	Acres	Bu/Acre	\$/Bu	Farm Gate Value	Rank	County	Acres	Bu/Acre	\$/Bu	Farm Gate Value
38	Appling	5,000	110	\$3.40	\$1,870,000	68	Elbert	760	130	\$3.40	\$335,920
30	Atkinson	5,056	130	\$3.40	\$2,234,752	25	Emanuel	6,774	111	\$3.40	\$2,556,508
28	Bacon	7,000	95	\$3.40	\$2,261,000	45	Evans	2,800	110	\$5.00	\$1,540,000
19	Baker	6,500	165	\$3.40	\$3,646,500	93	Fannin	500	90	\$3.40	\$153,000
84	Baldwin	450	130	\$3.40	\$198,900	113	Fayette	80	120	\$3.40	\$32,640
106	Banks	175	75	\$4.40	\$57,750	67	Floyd	2,133	50	\$3.40	\$362,610
-	Barrow				\$0	110	Forsyth	125	100	\$3.40	\$42,500
58	Bartow	1,886	130	\$3.40	\$833,789	88	Franklin	350	140	\$3.40	\$166,600
22	Ben Hill	6,422	135	\$3.40	\$2,947,698	-	Fulton				\$0
21	Berrien	10,560	90	\$3.40	\$3,231,360	77	Gilmer	450	160	\$3.40	\$244,800
107	Bibb	141	118	\$3.40	\$56,569	79	Glascocock	800	80	\$3.40	\$217,600
24	Bleckley	3,682	180	\$3.90	\$2,584,764	-	Glynn				\$0
93	Brantley	900	50	\$3.40	\$153,000	51	Gordon	3,200	120	\$3.40	\$1,305,600
39	Brooks	4,200	130	\$3.40	\$1,856,400	34	Grady	13,423	43	\$3.40	\$1,962,443
116	Bryan	800	10	\$3.40	\$27,200	-	Greene				\$0
11	Bulloch	21,000	85	\$3.40	\$6,069,000	-	Gwinnett				\$0
5	Burke	18,000	135	\$3.40	\$8,262,000	87	Habersham	350	150	\$3.40	\$178,500
117	Butts	130	60	\$3.40	\$26,520	98	Hall	300	110	\$3.40	\$112,200
10	Calhoun	11,676	177	\$3.40	\$7,026,617	122	Hancock	100	25	\$3.40	\$8,500
-	Camden				\$0	115	Haralson	100	85	\$3.40	\$28,900
55	Candler	4,000	70	\$3.40	\$952,000	99	Harris	400	80	\$3.40	\$108,800
-	Carroll				\$0	80	Hart	480	130	\$3.40	\$212,160
121	Catoosa	62	80	\$3.40	\$16,864	110	Heard	250	50	\$3.40	\$42,500
82	Charlton	750	80	\$3.40	\$204,000	120	Henry	100	50	\$3.40	\$17,000
126	Chatham	100	10	\$3.40	\$3,400	53	Houston	2,504	130	\$3.40	\$1,106,768
-	Chattahoochee				\$0	4	Irwin	18,671	135	\$3.40	\$8,569,989
70	Chattooga	800	112	\$3.40	\$304,640	124	Jackson	100	20	\$3.40	\$6,800
125	Cherokee	10	130	\$3.40	\$4,420	72	Jasper	750	112	\$3.40	\$285,600
102	Clarke	200	120	\$3.40	\$81,600	33	Jeff Davis	4,828	130	\$3.40	\$2,133,976
47	Clay	2,602	168	\$3.40	\$1,486,262	9	Jefferson	11,476	187	\$3.40	\$7,296,441
-	Clayton				\$0	35	Jenkins	6,770	85	\$3.40	\$1,956,530
100	Clinch	280	100	\$3.40	\$95,200	56	Johnson	2,124	125	\$3.40	\$902,700
-	Cobb				\$0	-	Jones				\$0
16	Coffee	9,035	135	\$3.40	\$4,147,065	90	Lamar	250	190	\$3.40	\$161,500
20	Colquitt	6,095	172	\$3.40	\$3,564,356	66	Lanier	2,000	60	\$3.40	\$408,000
-	Columbia				\$0	43	Laurens	4,658	100	\$3.40	\$1,583,720
48	Cook	3,500	120	\$3.40	\$1,428,000	3	Lee	15,959	160	\$3.50	\$8,937,040
119	Coweta	315	22	\$3.40	\$23,562	101	Liberty	220	120	\$3.40	\$89,760
112	Crawford	138	85	\$3.40	\$39,882	111	Lincoln	200	60	\$3.40	\$40,800
46	Crisp	2,750	160	\$3.40	\$1,496,000	78	Long	659	108	\$3.40	\$241,985
105	Dade	150	130	\$3.40	\$66,300	41	Lowndes	4,029	125	\$3.40	\$1,712,325
63	Dawson	850	155	\$3.40	\$447,950	93	Lumpkin	450	100	\$3.40	\$153,000
6	Decatur	15,112	160	\$3.40	\$8,220,982	23	Macon	6,200	130	\$3.40	\$2,740,400
-	DeKalb				\$0	118	Madison	60	125	\$3.40	\$25,500
49	Dodge	2,900	140	\$3.40	\$1,380,400	69	Marion	1,220	75	\$3.40	\$311,100
18	Dooly	4,719	195	\$4.30	\$3,956,882	86	McDuffie	550	100	\$3.40	\$187,000
32	Dougherty	3,665	175	\$3.40	\$2,180,675	-	McIntosh				\$0
-	Douglas				\$0	-	Meriwether				\$0
8	Early	12,694	175	\$3.40	\$7,552,930	2	Miller	15,113	185	\$3.40	\$9,506,077
61	Echols	800	183	\$4.35	\$634,370	1	Mitchell	19,654	165	\$3.40	\$11,025,894
50	Effingham	4,900	80	\$3.40	\$1,332,800	-	Monroe				\$0

Corn

Farm Gate Value 2007

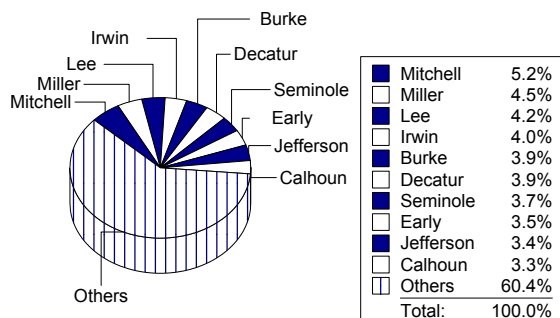
Rank	County	Acres	Bu/Acre	\$/Bu	Farm Gate Value
57	Montgomery	1,677	150	\$3.40	\$855,474
116	Morgan	200	40	\$3.40	\$27,200
59	Murray	2,271	105	\$3.40	\$810,747
-	Muscogee				\$0
110	Newton	100	100	\$4.25	\$42,500
94	Oconee	300	130	\$3.40	\$132,600
73	Oglethorpe	600	130	\$3.40	\$265,200
108	Paulding	200	80	\$3.40	\$54,400
62	Peach	1,100	145	\$3.40	\$542,300
95	Pickens	425	90	\$3.40	\$130,050
29	Pierce	5,766	115	\$3.40	\$2,254,506
118	Pike	50	150	\$3.40	\$25,500
74	Polk	1,036	75	\$3.40	\$264,180
37	Pulaski	4,323	130	\$3.40	\$1,910,766
123	Putnam	40	55	\$3.40	\$7,480
114	Quitman	57	165	\$3.40	\$31,977
110	Rabun	125	100	\$3.40	\$42,500
15	Randolph	7,896	162	\$3.40	\$4,349,117
91	Richmond	365	130	\$3.40	\$161,330
-	Rockdale				\$0
92	Schley	625	75	\$3.40	\$159,375
14	Screven	12,421	130	\$3.40	\$5,490,082
7	Seminole	11,764	195	\$3.40	\$7,799,797
-	Spalding				\$0
125	Stephens	10	130	\$3.40	\$4,420
75	Stewart	1,520	50	\$3.40	\$258,400
12	Sumter	11,829	150	\$3.40	\$6,032,535
110	Talbot	125	100	\$3.40	\$42,500
-	Taliaferro				\$0
27	Tattnall	5,337	130	\$3.40	\$2,358,954
76	Taylor	978	75	\$3.40	\$249,390
64	Telfair	999	130	\$3.40	\$441,558
13	Terrell	10,000	165	\$3.40	\$5,610,000
40	Thomas	7,740	70	\$3.40	\$1,842,120
31	Tift	3,609	160	\$3.80	\$2,194,272
52	Toombs	2,670	130	\$3.40	\$1,180,140
120	Towns	50	100	\$3.40	\$17,000
81	Treutlen	633	95	\$3.40	\$204,459
-	Troup				\$0
26	Turner	4,858	150	\$3.40	\$2,477,580
65	Twiggs	707	175	\$3.40	\$420,665
83	Union	700	85	\$3.40	\$202,300
103	Upson	170	130	\$3.40	\$75,140
85	Walker	900	62	\$3.40	\$189,720
96	Walton	475	75	\$3.40	\$121,125
54	Ware	4,066	70	\$3.40	\$967,708
104	Warren	500	40	\$3.40	\$68,000
44	Washington	3,000	155	\$3.40	\$1,581,000
42	Wayne	4,696	105	\$3.40	\$1,676,472
71	Webster	1,352	65	\$3.40	\$298,792
60	Wheeler	1,176	168	\$3.40	\$671,731

Rank	County	Acres	Bu/Acre	\$/Bu	Farm Gate Value
89	White	300	160	\$3.40	\$163,200
97	Whitfield	467	75	\$3.40	\$119,009
36	Wilcox	4,194	135	\$3.40	\$1,925,046
127	Wilkes	10	75	\$3.40	\$2,550
109	Wilkinson	158	100	\$3.40	\$53,720
17	Worth	7,007	171	\$3.40	\$4,073,870

2007 Totals 463,503 133.6 \$3.44 \$212,856,500 & averages

Percent of Row and Forage Crops 12.66%

Top Ten Counties For Corn



Top Ten Counties Corn

County	Acres	Yield	Price	Farm Gate Value
Mitchell	19,654	165	\$3.40	\$11,025,894
Miller	15,113	185	\$3.40	\$9,506,077
Lee	15,959	160	\$3.50	\$8,937,040
Irwin	18,671	135	\$3.40	\$8,569,989
Burke	18,000	135	\$3.40	\$8,262,000
Decatur	15,112	160	\$3.40	\$8,220,982
Seminole	11,764	195	\$3.40	\$7,799,797
Early	12,694	175	\$3.40	\$7,552,930
Jefferson	11,476	187	\$3.40	\$7,296,441
Calhoun	11,676	177	\$3.40	\$7,026,617

Cotton

Farm Gate Value 2007

Rank	County	Acres	Lb/Acre	\$/Lb	Farm Gate Value	Rank	County	Acres	Lb/Acre	\$/Lb	Farm Gate Value
18	Appling	21,500	800	\$0.70	\$12,074,400	62	Elbert	1,618	750	\$0.70	\$851,877
51	Atkinson	4,948	796	\$0.70	\$2,764,903	38	Emanuel	10,051	755	\$0.70	\$5,327,131
33	Bacon	11,750	825	\$0.70	\$6,805,013	56	Evans	3,400	785	\$0.70	\$1,873,638
14	Baker	23,000	950	\$0.70	\$15,338,700	-	Fannin				\$0
-	Baldwin				\$0	-	Fayette				\$0
-	Banks				\$0	64	Floyd	1,938	525	\$0.70	\$714,250
-	Barrow				\$0	-	Forsyth				\$0
67	Bartow	926	750	\$0.70	\$487,644	-	Franklin				\$0
41	Ben Hill	7,776	825	\$0.70	\$4,503,470	-	Fulton				\$0
25	Berrien	19,587	730	\$0.70	\$10,037,554	-	Gilmer				\$0
-	Bibb				\$0	68	Glascocock	900	700	\$0.70	\$442,260
34	Bleckley	11,035	875	\$0.70	\$6,778,249	-	Glynn				\$0
-	Brantley				\$0	-	Gordon				\$0
6	Brooks	39,100	950	\$0.70	\$26,075,790	26	Grady	19,670	685	\$0.70	\$9,458,713
79	Bryan	600	400	\$0.70	\$168,480	-	Greene				\$0
21	Bulloch	21,000	765	\$0.70	\$11,277,630	-	Gwinnett				\$0
23	Burke	21,000	750	\$0.70	\$11,056,500	-	Habersham				\$0
-	Butts				\$0	-	Hall				\$0
22	Calhoun	15,339	1,045	\$0.70	\$11,252,537	-	Hancock				\$0
-	Camden				\$0	-	Haralson				\$0
32	Candler	13,000	750	\$0.70	\$6,844,500	-	Harris				\$0
-	Carroll				\$0	85	Hart	78	500	\$0.70	\$27,378
-	Catoosa				\$0	-	Heard				\$0
-	Charlton				\$0	-	Henry				\$0
-	Chatham				\$0	37	Houston	10,088	800	\$0.70	\$5,665,421
-	Chattahoochee				\$0	19	Irwin	21,165	805	\$0.70	\$11,960,553
78	Chattooga	322	781	\$0.70	\$176,540	-	Jackson				\$0
88	Cherokee	1	796	\$0.70	\$559	-	Jasper				\$0
-	Clarke				\$0	27	Jeff Davis	16,505	796	\$0.70	\$9,222,862
47	Clay	6,575	720	\$0.70	\$3,323,268	36	Jefferson	10,256	850	\$0.70	\$6,119,755
-	Clayton				\$0	46	Jenkins	9,261	550	\$0.70	\$3,575,672
84	Clinch	75	900	\$0.70	\$47,385	74	Johnson	684	675	\$0.70	\$324,113
-	Cobb				\$0	-	Jones				\$0
15	Coffee	20,463	900	\$0.70	\$12,928,523	66	Lamar	1,000	750	\$0.70	\$526,500
2	Colquitt	53,442	778	\$0.70	\$29,187,669	45	Lanier	5,800	920	\$0.70	\$3,745,872
-	Columbia				\$0	52	Laurens	5,174	750	\$0.70	\$2,724,111
28	Cook	18,500	700	\$0.70	\$9,090,900	30	Lee	12,574	985	\$0.65	\$8,050,439
-	Coweta				\$0	-	Liberty				\$0
70	Crawford	800	700	\$0.70	\$393,120	-	Lincoln				\$0
11	Crisp	30,136	850	\$0.70	\$17,982,151	82	Long	159	820	\$0.70	\$91,527
-	Dade				\$0	39	Lowndes	8,340	850	\$0.70	\$4,976,478
-	Dawson				\$0	-	Lumpkin				\$0
9	Decatur	28,145	1,000	\$0.70	\$19,758,001	42	Macon	10,196	600	\$0.70	\$4,294,555
-	DeKalb				\$0	87	Madison	35	750	\$0.70	\$18,428
31	Dodge	13,100	800	\$0.70	\$7,356,960	83	Marion	144	750	\$0.70	\$75,816
1	Dooly	67,279	925	\$0.70	\$43,687,619	-	McDuffie				\$0
49	Dougherty	4,611	1,000	\$0.70	\$3,236,922	-	McIntosh				\$0
-	Douglas				\$0	-	Meriwether				\$0
4	Early	35,617	1,150	\$0.70	\$28,753,604	8	Miller	26,730	1,100	\$0.70	\$20,640,906
-	Echols				\$0	5	Mitchell	43,049	874	\$0.70	\$26,412,628
65	Effingham	1,600	550	\$0.70	\$617,760	-	Monroe				\$0

Cotton

Farm Gate Value 2007

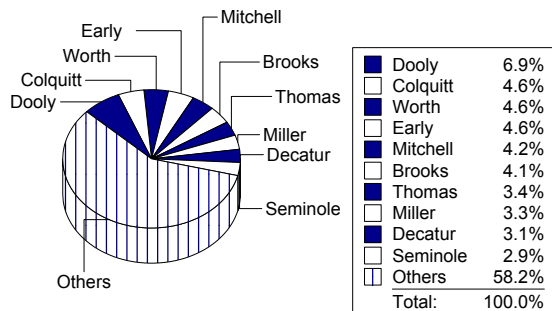
Rank	County	Acres	Lb/Acre	\$/Lb	Farm Gate Value
53	Montgomery	2,238	1,700	\$0.70	\$2,670,710
68	Morgan	900	700	\$0.70	\$442,260
-	Murray				\$0
-	Muscogee				\$0
-	Newton				\$0
76	Oconee	400	750	\$0.70	\$210,600
-	Oglethorpe				\$0
-	Paulding				\$0
60	Peach	3,100	450	\$0.70	\$979,290
-	Pickens				\$0
48	Pierce	6,518	726	\$0.70	\$3,321,912
-	Pike				\$0
72	Polk	1,059	500	\$0.70	\$371,709
13	Pulaski	23,735	1,005	\$0.70	\$16,745,280
-	Putnam				\$0
77	Quitman	226	1,300	\$0.70	\$206,248
-	Rabun				\$0
35	Randolph	9,187	1,000	\$0.70	\$6,449,274
81	Richmond	200	800	\$0.70	\$112,320
-	Rockdale				\$0
69	Schley	1,027	600	\$0.70	\$432,572
29	Screven	14,625	796	\$0.70	\$8,172,333
10	Seminole	26,287	985	\$0.70	\$18,176,948
-	Spalding				\$0
-	Stephens				\$0
58	Stewart	2,735	650	\$0.70	\$1,247,981
16	Sumter	22,094	800	\$0.70	\$12,407,990
-	Talbot				\$0
-	Taliaferro				\$0
40	Tattnall	8,165	796	\$0.70	\$4,562,537
55	Taylor	5,321	550	\$0.70	\$2,054,438
43	Telfair	6,750	900	\$0.70	\$4,264,650
12	Terrell	28,000	875	\$0.70	\$17,199,000
7	Thomas	40,130	770	\$0.70	\$21,691,870
20	Tift	20,462	790	\$0.70	\$11,347,816
57	Toombs	3,452	750	\$0.70	\$1,817,267
-	Towns				\$0
61	Treutlen	1,628	780	\$0.70	\$891,428
-	Troup				\$0
17	Turner	20,518	850	\$0.70	\$12,243,091
54	Twiggs	5,422	600	\$0.70	\$2,283,746
-	Union				\$0
-	Upson				\$0
-	Walker				\$0
80	Walton	400	500	\$0.70	\$140,400
59	Ware	1,818	860	\$0.70	\$1,097,563
73	Warren	680	700	\$0.70	\$334,152
71	Washington	534	1,000	\$0.70	\$374,868
50	Wayne	5,151	810	\$0.70	\$2,928,962
44	Webster	7,600	750	\$0.70	\$4,001,400
63	Wheeler	1,487	810	\$0.70	\$845,709

Rank	County	Acres	Lb/Acre	\$/Lb	Farm Gate Value
-	White				\$0
-	Whitfield				\$0
24	Wilcox	19,481	775	\$0.70	\$10,598,638
86	Wilkes	50	750	\$0.70	\$26,325
75	Wilkinson	724	500	\$0.70	\$254,124
3	Worth	50,592	810	\$0.70	\$28,767,623

2007 Totals 1,052,739 851.7 \$0.70 \$628,800,267 & averages

Percent of Row and Forage Crops 37.41%

Top Ten Counties For Cotton



Top Ten Counties Cotton

County	Acres	Yield	Price	Farm Gate Value
Dooly	67,279	925	\$0.70	\$43,687,619
Colquitt	53,442	778	\$0.70	\$29,187,669
Worth	50,592	810	\$0.70	\$28,767,623
Early	35,617	1,150	\$0.70	\$28,753,604
Mitchell	43,049	874	\$0.70	\$26,412,628
Brooks	39,100	950	\$0.70	\$26,075,790
Thomas	40,130	770	\$0.70	\$21,691,870
Miller	26,730	1,100	\$0.70	\$20,640,906
Decatur	28,145	1,000	\$0.70	\$19,758,001
Seminole	26,287	985	\$0.70	\$18,176,948

Hay

Farm Gate Value 2007

Rank	County	Acres	Tons/ Acre	\$/Ton	Farm Gate Value	Rank	County	Acres	Tons/ Acre	\$/Ton	Farm Gate Value
43	Appling	7,500	1.80	\$75	\$1,012,500	32	Elbert	8,916	1.80	\$75	\$1,203,660
56	Atkinson	4,500	2.50	\$75	\$843,750	13	Emanuel	5,726	4.50	\$75	\$1,932,525
22	Bacon	9,000	2.25	\$75	\$1,518,750	66	Evans	2,400	3.00	\$85	\$612,000
33	Baker	2,000	8.00	\$75	\$1,200,000	114	Fannin	600	1.25	\$75	\$56,250
40	Baldwin	7,150	2.00	\$75	\$1,072,500	105	Fayette	600	3.00	\$75	\$135,000
21	Banks	8,500	2.00	\$90	\$1,530,000	22	Floyd	13,500	1.50	\$75	\$1,518,750
51	Barrow	9,700	1.00	\$95	\$921,500	100	Forsyth	1,200	2.00	\$75	\$180,000
10	Bartow	18,000	1.80	\$75	\$2,430,000	20	Franklin	12,000	1.80	\$75	\$1,620,000
37	Ben Hill	7,500	2.00	\$75	\$1,125,000	98	Fulton	1,100	2.50	\$75	\$206,250
76	Berrien	3,300	2.00	\$75	\$495,000	64	Gilmer	6,000	1.50	\$75	\$675,000
103	Bibb	1,730	1.20	\$75	\$155,700	41	Glascocock	4,600	3.00	\$75	\$1,035,000
61	Bleckley	4,000	2.50	\$75	\$750,000	-	Glynn				\$0
87	Brantley	2,500	2.00	\$75	\$375,000	62	Gordon	7,300	1.30	\$75	\$711,750
87	Brooks	2,500	2.00	\$75	\$375,000	48	Grady	4,300	2.75	\$80	\$946,000
111	Bryan	450	2.00	\$75	\$67,500	2	Greene	16,600	3.00	\$100	\$4,980,000
6	Bulloch	9,750	3.75	\$75	\$2,742,188	-	Gwinnett				\$0
18	Burke	10,500	2.20	\$75	\$1,732,500	49	Habersham	7,000	1.80	\$75	\$945,000
101	Butts	4,500	0.50	\$75	\$168,750	67	Hall	6,500	1.25	\$75	\$609,375
39	Calhoun	9,600	1.50	\$75	\$1,080,000	61	Hancock	10,000	1.00	\$75	\$750,000
120	Camden	125	2.00	\$75	\$18,750	82	Haralson	4,500	1.50	\$65	\$438,750
11	Candler	8,000	4.00	\$75	\$2,400,000	44	Harris	4,000	2.50	\$100	\$1,000,000
33	Carroll	8,000	2.00	\$75	\$1,200,000	17	Hart	11,900	2.00	\$75	\$1,785,000
104	Catoosa	4,000	0.50	\$75	\$150,000	97	Heard	1,500	2.00	\$75	\$225,000
97	Charlton	1,500	2.00	\$75	\$225,000	59	Henry	7,000	1.50	\$75	\$787,500
121	Chatham	225	1.00	\$75	\$16,875	84	Houston	3,000	1.80	\$75	\$405,000
114	Chattahoochee	250	3.00	\$75	\$56,250	42	Irwin	7,600	1.80	\$75	\$1,026,000
57	Chattooga	6,000	1.80	\$75	\$810,000	52	Jackson	12,000	1.00	\$75	\$900,000
72	Cherokee	4,110	1.80	\$75	\$554,810	-	Jasper				\$0
85	Clarke	1,900	2.75	\$75	\$391,875	29	Jeff Davis	9,325	1.80	\$75	\$1,258,875
68	Clay	4,000	2.00	\$75	\$600,000	31	Jefferson	5,450	3.00	\$75	\$1,226,250
122	Clayton	70	2.00	\$75	\$10,500	3	Jenkins	10,445	5.00	\$75	\$3,916,875
102	Clinch	550	4.00	\$75	\$165,000	43	Johnson	4,500	3.00	\$75	\$1,012,500
-	Cobb				\$0	65	Jones	5,500	1.50	\$75	\$618,750
1	Coffee	16,712	6.50	\$75	\$8,147,100	73	Lamar	4,000	1.80	\$75	\$540,000
30	Colquitt	5,418	2.55	\$90	\$1,243,431	93	Lanier	1,500	3.00	\$75	\$337,500
54	Columbia	6,500	1.80	\$75	\$877,500	35	Laurens	15,926	1.00	\$75	\$1,194,450
-	Cook				\$0	116	Lee	278	2.00	\$75	\$41,700
91	Coweta	2,700	1.80	\$75	\$364,500	107	Liberty	540	2.50	\$75	\$101,250
109	Crawford	581	1.80	\$75	\$78,435	36	Lincoln	7,700	2.00	\$75	\$1,155,000
58	Crisp	5,300	2.00	\$75	\$795,000	81	Long	2,170	2.75	\$75	\$447,563
93	Dade	2,500	1.80	\$75	\$337,500	28	Lowndes	7,000	2.50	\$75	\$1,312,500
99	Dawson	1,000	2.50	\$75	\$187,500	86	Lumpkin	2,550	2.00	\$75	\$382,500
89	Decatur	2,475	2.00	\$75	\$371,250	23	Macon	10,000	2.00	\$75	\$1,500,000
-	DeKalb				\$0	16	Madison	12,500	2.00	\$75	\$1,875,000
24	Dodge	11,000	1.80	\$75	\$1,485,000	74	Marion	3,501	2.00	\$75	\$525,150
60	Dooly	5,730	1.80	\$75	\$773,550	92	McDuffie	1,200	4.00	\$75	\$360,000
64	Dougherty	5,000	1.80	\$75	\$675,000	-	McIntosh				\$0
119	Douglas	350	1.00	\$75	\$26,250	75	Meriwether	3,500	2.00	\$75	\$525,000
78	Early	2,108	3.00	\$75	\$474,300	64	Miller	4,500	2.00	\$75	\$675,000
108	Echols	150	10.00	\$60	\$90,000	69	Mitchell	3,100	2.50	\$75	\$581,250
23	Effingham	5,000	4.00	\$75	\$1,500,000	83	Monroe	3,100	1.80	\$75	\$418,500

Hay

Farm Gate Value 2007

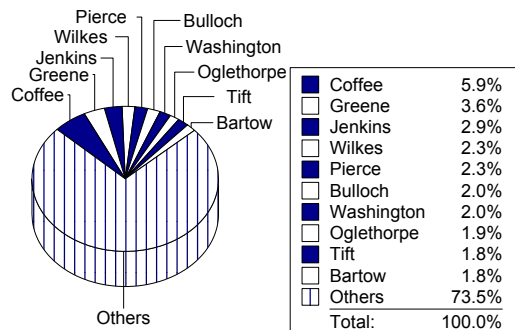
Rank	County	Acres	Tons/Acre	\$/Ton	Farm Gate Value
96	Montgomery	1,515	2.00	\$75	\$227,235
19	Morgan	15,000	1.50	\$75	\$1,687,500
14	Murray	14,700	1.75	\$75	\$1,929,375
123	Muscogee	20	3.00	\$75	\$4,500
47	Newton	6,500	2.00	\$75	\$975,000
49	Oconee	7,000	1.80	\$75	\$945,000
8	Oglethorpe	20,000	1.75	\$75	\$2,625,000
95	Paulding	2,200	1.50	\$75	\$247,500
100	Peach	1,200	2.00	\$75	\$180,000
64	Pickens	4,500	2.00	\$75	\$675,000
5	Pierce	10,500	4.00	\$75	\$3,150,000
79	Pike	3,500	1.80	\$75	\$472,500
50	Polk	9,468	1.50	\$65	\$923,130
46	Pulaski	4,500	2.90	\$75	\$978,750
49	Putnam	6,300	2.00	\$75	\$945,000
115	Quitman	350	2.00	\$75	\$52,500
113	Rabun	300	2.75	\$75	\$61,875
53	Randolph	5,872	2.00	\$75	\$880,800
64	Richmond	3,000	3.00	\$75	\$675,000
118	Rockdale	125	3.00	\$75	\$28,125
102	Schley	1,100	2.00	\$75	\$165,000
57	Screven	6,000	1.80	\$75	\$810,000
55	Seminole	5,700	2.00	\$75	\$855,000
110	Spalding	1,000	1.00	\$75	\$75,000
75	Stephens	3,500	1.50	\$100	\$525,000
117	Stewart	500	1.00	\$75	\$37,500
-	Sumter				\$0
61	Talbot	4,000	2.50	\$75	\$750,000
-	Taliaferro				\$0
23	Tattnall	10,000	2.00	\$75	\$1,500,000
25	Taylor	7,000	2.75	\$75	\$1,443,750
61	Telfair	5,000	2.00	\$75	\$750,000
80	Terrell	1,500	4.00	\$75	\$450,000
71	Thomas	4,510	1.70	\$75	\$575,025
9	Tift	5,000	6.50	\$75	\$2,437,500
45	Toombs	3,775	3.50	\$75	\$990,938
94	Towns	4,000	1.00	\$75	\$300,000
112	Treutlen	577	1.50	\$75	\$64,913
87	Troup	2,000	2.50	\$75	\$375,000
88	Turner	3,313	1.50	\$75	\$372,713
12	Twiggs	6,200	4.50	\$75	\$2,092,500
106	Union	1,100	1.60	\$75	\$132,000
87	Upson	2,500	2.00	\$75	\$375,000
27	Walker	9,000	2.00	\$75	\$1,350,000
38	Walton	7,400	2.00	\$75	\$1,110,000
86	Ware	1,700	3.00	\$75	\$382,500
15	Warren	8,500	3.00	\$75	\$1,912,500
7	Washington	8,000	4.50	\$75	\$2,700,000
26	Wayne	4,112	4.50	\$75	\$1,387,800
108	Webster	800	1.50	\$75	\$90,000
34	Wheeler	2,800	4.50	\$95	\$1,197,000

Rank	County	Acres	Tons/Acre	\$/Ton	Farm Gate Value
52	White	4,800	2.50	\$75	\$900,000
90	Whitfield	2,872	1.70	\$75	\$366,167
63	Wilcox	5,017	1.80	\$75	\$677,295
4	Wilkes	21,500	2.00	\$75	\$3,225,000
70	Wilkinson	2,200	3.50	\$75	\$577,500
77	Worth	3,613	1.80	\$75	\$487,755

2007 Totals 789,200 2.3 \$76.35 \$137,414,580 & averages

Percent of Row and Forage Crops 8.17%

Top Ten Counties For Hay



Top Ten Counties Hay

County	Acres	Yield	Price	Farm Gate Value
Coffee	16,712	6.50	\$75.00	\$8,147,100
Greene	16,600	3.00	\$100.00	\$4,980,000
Jenkins	10,445	5.00	\$75.00	\$3,916,875
Wilkes	21,500	2.00	\$75.00	\$3,225,000
Pierce	10,500	4.00	\$75.00	\$3,150,000
Bulloch	9,750	3.75	\$75.00	\$2,742,188
Washington	8,000	4.50	\$75.00	\$2,700,000
Oglethorpe	20,000	1.75	\$75.00	\$2,625,000
Tift	5,000	6.50	\$75.00	\$2,437,500
Bartow	18,000	1.80	\$75.00	\$2,430,000

Oats

Farm Gate Value 2007

Rank	County	Acres	Bu/Acre	\$/Bu	Farm Gate Value	Rank	County	Acres	Bu/Acre	\$/Bu	Farm Gate Value
39	Appling	300	60	\$2.50	\$45,000	62	Elbert	127	56	\$2.50	\$17,780
60	Atkinson	144	56	\$2.50	\$20,160	28	Emanuel	443	75	\$2.50	\$83,063
39	Bacon	400	45	\$2.50	\$45,000	81	Evans	40	45	\$2.50	\$4,500
6	Baker	1,500	60	\$2.50	\$225,000	-	Fannin				\$0
68	Baldwin	100	56	\$2.50	\$14,000	-	Fayette				\$0
-	Banks				\$0	-	Floyd				\$0
-	Barrow				\$0	-	Forsyth				\$0
-	Bartow				\$0	59	Franklin	150	55	\$2.50	\$20,625
44	Ben Hill	284	50	\$2.50	\$35,500	-	Fulton				\$0
79	Berrien	42	54	\$2.50	\$5,670	-	Gilmer				\$0
78	Bibb	60	45	\$2.50	\$6,750	35	Glascocock	480	55	\$2.50	\$66,000
73	Bleckley	66	60	\$2.50	\$9,900	-	Glynn				\$0
-	Brantley				\$0	-	Gordon				\$0
68	Brooks	100	56	\$2.50	\$14,000	34	Grady	592	45	\$2.50	\$66,600
-	Bryan				\$0	-	Greene				\$0
32	Bulloch	550	54	\$2.50	\$74,250	-	Gwinnett				\$0
10	Burke	1,200	65	\$2.50	\$195,000	-	Habersham				\$0
75	Butts	65	45	\$2.50	\$7,313	71	Hall	100	50	\$2.50	\$12,500
51	Calhoun	200	60	\$2.50	\$30,000	-	Hancock				\$0
-	Camden				\$0	-	Haralson				\$0
-	Candler				\$0	64	Harris	180	35	\$2.50	\$15,750
-	Carroll				\$0	61	Hart	150	50	\$2.50	\$18,750
-	Catoosa				\$0	82	Heard	25	53	\$2.50	\$3,313
-	Charlton				\$0	66	Henry	100	60	\$2.50	\$15,000
-	Chatham				\$0	65	Houston	112	56	\$2.50	\$15,680
-	Chattahoochee				\$0	21	Irwin	735	56	\$2.50	\$102,900
87	Chattooga	20	53	\$2.50	\$2,650	74	Jackson	200	15	\$2.50	\$7,500
-	Cherokee				\$0	33	Jasper	500	56	\$2.50	\$70,000
66	Clarke	200	30	\$2.50	\$15,000	46	Jeff Davis	247	56	\$2.50	\$34,580
53	Clay	182	55	\$2.50	\$25,025	8	Jefferson	1,377	59	\$2.50	\$203,108
-	Clayton				\$0	14	Jenkins	1,470	40	\$2.50	\$147,000
-	Clinch				\$0	29	Johnson	566	57	\$2.50	\$80,655
-	Cobb				\$0	-	Jones				\$0
11	Coffee	798	90	\$2.50	\$179,550	76	Lamar	50	56	\$2.50	\$7,000
80	Colquitt	34	66	\$2.50	\$5,610	41	Lanier	400	40	\$2.50	\$40,000
-	Columbia				\$0	9	Laurens	1,579	50	\$2.50	\$197,375
48	Cook	150	90	\$2.50	\$33,750	24	Lee	531	70	\$2.50	\$92,925
-	Coweta				\$0	-	Liberty				\$0
58	Crawford	150	56	\$2.50	\$21,000	-	Lincoln				\$0
7	Crisp	1,628	50	\$2.50	\$203,500	88	Long	21	42	\$2.50	\$2,205
-	Dade				\$0	22	Lowndes	500	80	\$2.50	\$100,000
-	Dawson				\$0	-	Lumpkin				\$0
23	Decatur	659	60	\$2.50	\$98,790	36	Macon	609	40	\$2.50	\$60,900
-	DeKalb				\$0	86	Madison	20	55	\$2.50	\$2,750
5	Dodge	1,830	55	\$2.50	\$251,625	30	Marion	704	45	\$2.50	\$79,200
-	Dooly				\$0	51	McDuffie	200	60	\$2.50	\$30,000
45	Dougherty	200	70	\$2.50	\$35,000	-	McIntosh				\$0
-	Douglas				\$0	-	Meriwether				\$0
17	Early	630	80	\$2.50	\$126,000	12	Miller	785	85	\$2.50	\$166,813
-	Echols				\$0	13	Mitchell	918	65	\$2.50	\$149,175
77	Effingham	50	55	\$2.50	\$6,875	-	Monroe				\$0

Oats

Farm Gate Value 2007

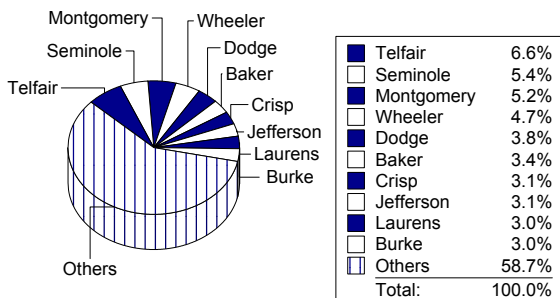
Rank	County	Acres	Bu/Acre	\$/Bu	Farm Gate Value
3	Montgomery	1,888	72	\$2.50	\$339,822
72	Morgan	100	40	\$2.50	\$10,000
-	Murray				\$0
-	Muscogee				\$0
83	Newton	50	25	\$2.50	\$3,125
70	Oconee	75	70	\$2.50	\$13,125
47	Oglethorpe	250	55	\$2.50	\$34,375
-	Paulding				\$0
54	Peach	200	50	\$2.50	\$25,000
-	Pickens				\$0
49	Pierce	222	59	\$2.50	\$32,745
69	Pike	100	55	\$2.50	\$13,750
-	Polk				\$0
74	Pulaski	50	60	\$2.50	\$7,500
90	Putnam	20	39	\$2.50	\$1,950
-	Quitman				\$0
89	Rabun	15	55	\$2.50	\$2,063
31	Randolph	449	70	\$2.50	\$78,575
40	Richmond	272	60	\$2.50	\$40,800
-	Rockdale				\$0
84	Schley	20	60	\$2.50	\$3,000
19	Screven	827	56	\$2.50	\$115,780
2	Seminole	1,662	85	\$2.50	\$353,111
-	Spalding				\$0
-	Stephens				\$0
56	Stewart	167	55	\$2.50	\$22,963
20	Sumter	537	80	\$2.50	\$107,480
-	Talbot				\$0
-	Taliaferro				\$0
57	Tattnall	161	56	\$2.50	\$22,540
37	Taylor	630	35	\$2.50	\$55,125
1	Telfair	2,893	60	\$2.50	\$433,950
18	Terrell	1,000	50	\$2.50	\$125,000
15	Thomas	970	56	\$2.50	\$135,800
42	Tift	275	55	\$2.50	\$37,813
55	Toombs	133	70	\$2.50	\$23,258
-	Towns				\$0
43	Treutlen	270	55	\$2.50	\$37,125
-	Troup				\$0
25	Turner	447	80	\$2.50	\$89,400
-	Twiggs				\$0
-	Union				\$0
85	Upson	13	90	\$2.50	\$2,925
-	Walker				\$0
38	Walton	400	50	\$2.50	\$50,000
-	Ware				\$0
27	Warren	750	45	\$2.50	\$84,375
16	Washington	700	75	\$2.50	\$131,250
67	Wayne	160	36	\$2.50	\$14,400
50	Webster	211	60	\$2.50	\$31,650
4	Wheeler	1,771	70	\$2.50	\$309,925

Rank	County	Acres	Bu/Acre	\$/Bu	Farm Gate Value
-	White				\$0
-	Whitfield				\$0
52	Wilcox	126	80	\$2.50	\$25,200
-	Wilkes				\$0
63	Wilkinson	136	50	\$2.50	\$17,000
26	Worth	605	56	\$2.50	\$84,700

2007 Totals & averages 44,008 59.6 \$2.50 \$6,562,161

Percent of Row and Forage Crops 0.39%

Top Ten Counties For Oats



Top Ten Counties Oats

County	Acres	Yield	Price	Farm Gate Value
Telfair	2,893	60	\$2.50	\$433,950
Seminole	1,662	85	\$2.50	\$353,111
Montgomery	1,888	72	\$2.50	\$339,822
Wheeler	1,771	70	\$2.50	\$309,925
Dodge	1,830	55	\$2.50	\$251,625
Baker	1,500	60	\$2.50	\$225,000
Crisp	1,628	50	\$2.50	\$203,500
Jefferson	1,377	59	\$2.50	\$203,108
Laurens	1,579	50	\$2.50	\$197,375
Burke	1,200	65	\$2.50	\$195,000

Peanuts

Farm Gate Value 2007

Rank	County	Acres	Lb/Acre	\$/Lb	Farm Gate Value	Rank	County	Acres	Lb/Acre	\$/Lb	Farm Gate Value
12	Appling	14,600	3,200	\$0.23	\$10,512,000	-	Elbert				\$0
26	Atkinson	8,433	3,150	\$0.23	\$5,976,889	33	Emanuel	6,258	3,240	\$0.23	\$4,562,082
50	Bacon	2,000	3,000	\$0.23	\$1,350,000	55	Evans	1,200	3,500	\$0.23	\$945,000
6	Baker	17,000	3,900	\$0.23	\$14,917,500	-	Fannin				\$0
-	Baldwin				\$0	76	Fayette	6	300	\$0.23	\$405
-	Banks				\$0	-	Floyd				\$0
-	Barrow				\$0	-	Forsyth				\$0
-	Bartow				\$0	-	Franklin				\$0
36	Ben Hill	5,447	3,200	\$0.23	\$3,921,840	-	Fulton				\$0
15	Berrien	13,995	2,990	\$0.23	\$9,415,136	-	Gilmer				\$0
-	Bibb				\$0	57	Glascocock	1,280	2,500	\$0.23	\$720,000
58	Bleckley	1,253	2,500	\$0.23	\$704,813	-	Glynn				\$0
62	Brantley	891	3,060	\$0.23	\$613,454	-	Gordon				\$0
29	Brooks	7,700	3,200	\$0.23	\$5,544,000	37	Grady	6,537	2,375	\$0.23	\$3,493,209
59	Bryan	1,100	2,750	\$0.23	\$680,625	-	Greene				\$0
16	Bulloch	14,100	2,950	\$0.23	\$9,358,875	-	Gwinnett				\$0
11	Burke	17,200	2,850	\$0.23	\$11,029,500	-	Habersham				\$0
-	Butts				\$0	-	Hall				\$0
14	Calhoun	14,122	3,100	\$0.23	\$9,850,095	-	Hancock				\$0
-	Camden				\$0	-	Haralson				\$0
41	Candler	3,700	2,700	\$0.23	\$2,247,750	-	Harris				\$0
-	Carroll				\$0	-	Hart				\$0
-	Catoosa				\$0	-	Heard				\$0
-	Charlton				\$0	-	Henry				\$0
-	Chatham				\$0	42	Houston	2,949	3,150	\$0.23	\$2,090,104
-	Chattahoochee				\$0	10	Irwin	18,060	3,200	\$0.23	\$13,003,200
-	Chattooga				\$0	-	Jackson				\$0
-	Cherokee				\$0	-	Jasper				\$0
-	Clarke				\$0	31	Jeff Davis	6,751	3,150	\$0.23	\$4,784,771
39	Clay	6,820	2,158	\$0.23	\$3,311,451	28	Jefferson	8,495	2,925	\$0.23	\$5,590,772
-	Clayton				\$0	38	Jenkins	6,750	2,200	\$0.23	\$3,341,250
66	Clinch	680	3,000	\$0.23	\$459,000	60	Johnson	1,982	1,500	\$0.23	\$668,925
-	Cobb				\$0	-	Jones				\$0
7	Coffee	20,004	3,300	\$0.23	\$14,852,970	-	Lamar				\$0
13	Colquitt	13,940	3,182	\$0.23	\$9,980,343	45	Lanier	2,500	3,400	\$0.23	\$1,912,500
-	Columbia				\$0	53	Laurens	1,602	2,800	\$0.23	\$1,009,260
34	Cook	7,000	2,800	\$0.23	\$4,410,000	24	Lee	9,949	2,700	\$0.23	\$6,272,410
-	Coweta				\$0	-	Liberty				\$0
75	Crawford	96	3,150	\$0.23	\$68,040	-	Lincoln				\$0
20	Crisp	11,830	2,750	\$0.23	\$7,319,813	-	Long				\$0
-	Dade				\$0	43	Lowndes	3,000	3,000	\$0.23	\$2,025,000
-	Dawson				\$0	-	Lumpkin				\$0
1	Decatur	22,812	3,900	\$0.23	\$20,017,091	44	Macon	3,555	2,500	\$0.23	\$1,999,688
-	DeKalb				\$0	-	Madison				\$0
46	Dodge	2,400	3,400	\$0.23	\$1,836,000	63	Marion	1,029	2,215	\$0.23	\$512,828
9	Dooly	15,819	3,750	\$0.23	\$13,347,281	-	McDuffie				\$0
40	Dougherty	3,215	3,500	\$0.23	\$2,531,813	-	McIntosh				\$0
-	Douglas				\$0	-	Meriwether				\$0
8	Early	22,756	2,900	\$0.23	\$14,848,290	4	Miller	19,008	3,900	\$0.23	\$16,679,520
-	Echols				\$0	5	Mitchell	21,063	3,150	\$0.23	\$14,928,401
51	Effingham	1,750	3,200	\$0.23	\$1,260,000	-	Monroe				\$0

Peanuts

Farm Gate Value 2007

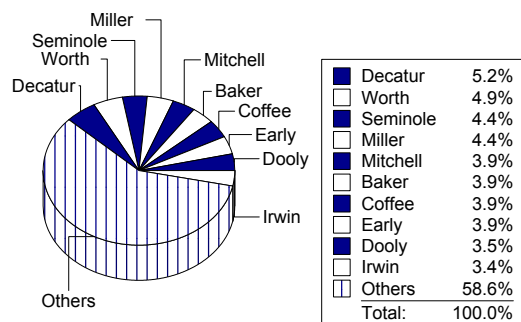
Rank	County	Acres	Lb/Acre	\$/Lb	Farm Gate Value
67	Montgomery	729	2,600	\$0.23	\$426,699
-	Morgan				\$0
-	Murray				\$0
-	Muscogee				\$0
-	Newton				\$0
-	Oconee				\$0
-	Oglethorpe				\$0
-	Paulding				\$0
73	Peach	325	2,800	\$0.23	\$204,750
-	Pickens				\$0
22	Pierce	9,346	3,200	\$0.23	\$6,729,120
-	Pike				\$0
-	Polk				\$0
35	Pulaski	6,057	3,200	\$0.23	\$4,361,040
-	Putnam				\$0
70	Quitman	496	3,000	\$0.23	\$334,800
-	Rabun				\$0
23	Randolph	9,668	3,000	\$0.23	\$6,525,900
-	Richmond				\$0
-	Rockdale				\$0
69	Schley	550	3,250	\$0.23	\$402,188
27	Screven	8,059	3,150	\$0.23	\$5,711,816
3	Seminole	16,409	3,900	\$0.26	\$16,798,202
-	Spalding				\$0
-	Stephens				\$0
56	Stewart	1,945	1,800	\$0.23	\$787,725
25	Sumter	7,602	3,600	\$0.23	\$6,157,215
-	Talbot				\$0
-	Taliaferro				\$0
52	Tattnall	1,627	3,150	\$0.23	\$1,153,136
65	Taylor	1,100	2,000	\$0.23	\$495,000
47	Telfair	2,879	2,500	\$0.23	\$1,619,438
19	Terrell	12,000	2,800	\$0.23	\$7,560,000
32	Thomas	9,700	2,100	\$0.23	\$4,583,250
17	Tift	11,769	3,050	\$0.23	\$8,076,476
54	Toombs	1,696	2,500	\$0.23	\$954,169
-	Towns				\$0
71	Treutlen	478	3,025	\$0.23	\$325,339
-	Troup				\$0
18	Turner	11,195	3,100	\$0.23	\$7,808,513
68	Twiggs	543	3,300	\$0.23	\$403,178
-	Union				\$0
-	Upson				\$0
-	Walker				\$0
-	Walton				\$0
48	Ware	2,494	2,850	\$0.23	\$1,599,278
72	Warren	450	2,500	\$0.23	\$253,125
49	Washington	2,400	2,800	\$0.23	\$1,512,000
30	Wayne	5,983	3,650	\$0.23	\$4,913,539
61	Webster	1,462	2,000	\$0.23	\$657,900
64	Wheeler	670	3,400	\$0.23	\$512,244

Rank	County	Acres	Lb/Acre	\$/Lb	Farm Gate Value
-	White				\$0
-	Whitfield				\$0
21	Wilcox	10,799	3,000	\$0.23	\$7,289,325
-	Wilkes				\$0
74	Wilkinson	127	2,400	\$0.23	\$68,580
2	Worth	26,559	3,150	\$0.23	\$18,823,691

2007 Totals 537,753 3,135.0 \$0.23 \$381,951,526 & averages

Percent of Row and Forage Crops 22.72%

Top Ten Counties For Peanuts



Top Ten Counties Peanuts

County	Acres	Yield	Price	Farm Gate Value
Decatur	22,812	3,900	\$0.23	\$20,017,091
Worth	26,559	3,150	\$0.23	\$18,823,691
Seminole	16,409	3,900	\$0.26	\$16,798,202
Miller	19,008	3,900	\$0.23	\$16,679,520
Mitchell	21,063	3,150	\$0.23	\$14,928,401
Baker	17,000	3,900	\$0.23	\$14,917,500
Coffee	20,004	3,300	\$0.23	\$14,852,970
Early	22,756	2,900	\$0.23	\$14,848,290
Dooly	15,819	3,750	\$0.23	\$13,347,281
Irwin	18,060	3,200	\$0.23	\$13,003,200

Rye

Farm Gate Value 2007

Rank	County	Acres	Bu/Acre	\$/Bu	Farm Gate Value	Rank	County	Acres	Bu/Acre	\$/Bu	Farm Gate Value
62	Appling	300	25	\$12.00	\$90,000	-	Elbert				\$0
77	Atkinson	128	20	\$12.00	\$30,720	64	Emanuel	248	27	\$12.00	\$80,352
27	Bacon	800	26	\$12.00	\$249,600	14	Evans	1,334	30	\$12.00	\$480,240
68	Baker	200	25	\$12.00	\$60,000	-	Fannin				\$0
60	Baldwin	300	26	\$12.00	\$93,600	-	Fayette				\$0
86	Banks	100	12	\$12.00	\$14,400	-	Floyd				\$0
-	Barrow				\$0	-	Forsyth				\$0
-	Bartow				\$0	54	Franklin	450	20	\$12.00	\$108,000
63	Ben Hill	276	25	\$12.00	\$82,800	-	Fulton				\$0
73	Berrien	170	18	\$12.00	\$36,720	-	Gilmer				\$0
75	Bibb	94	30	\$12.00	\$33,840	15	Glascocock	800	45	\$12.00	\$432,000
53	Bleckley	339	27	\$12.00	\$109,836	-	Glynn				\$0
-	Brantley				\$0	-	Gordon				\$0
72	Brooks	150	25	\$12.00	\$45,000	-	Grady				\$0
83	Bryan	50	30	\$12.00	\$18,000	-	Greene				\$0
11	Bulloch	1,952	25	\$12.00	\$585,600	-	Gwinnett				\$0
17	Burke	1,500	20	\$12.00	\$360,000	4	Habersham	2,000	40	\$12.00	\$960,000
79	Butts	90	25	\$12.00	\$27,000	78	Hall	120	20	\$12.00	\$28,800
51	Calhoun	188	50	\$12.00	\$112,800	-	Hancock				\$0
-	Camden				\$0	-	Haralson				\$0
7	Candler	3,000	20	\$12.00	\$720,000	21	Harris	600	40	\$12.00	\$288,000
-	Carroll				\$0	36	Hart	600	28	\$12.00	\$201,600
-	Catoosa				\$0	-	Heard				\$0
-	Charlton				\$0	58	Henry	400	20	\$12.00	\$96,000
-	Chatham				\$0	88	Houston	40	23	\$12.00	\$11,040
-	Chattahoochee				\$0	20	Irwin	640	40	\$12.00	\$307,200
-	Chattooga				\$0	29	Jackson	1,000	20	\$12.00	\$240,000
-	Cherokee				\$0	41	Jasper	500	25	\$12.00	\$150,000
74	Clarke	100	30	\$12.00	\$36,000	59	Jeff Davis	284	28	\$12.00	\$95,424
6	Clay	1,371	50	\$12.00	\$822,600	8	Jefferson	3,676	15	\$12.00	\$661,680
-	Clayton				\$0	40	Jenkins	866	16	\$12.00	\$166,272
-	Clinch				\$0	30	Johnson	438	45	\$12.00	\$236,520
-	Cobb				\$0	-	Jones				\$0
2	Coffee	3,640	30	\$12.00	\$1,310,400	45	Lamar	370	30	\$12.00	\$133,200
43	Colquitt	599	19	\$12.00	\$136,572	47	Lanier	340	30	\$12.00	\$122,400
-	Columbia				\$0	3	Laurens	3,463	25	\$12.00	\$1,038,900
39	Cook	500	30	\$12.00	\$180,000	57	Lee	320	25	\$12.00	\$96,030
90	Coweta	70	10	\$12.00	\$8,400	-	Liberty				\$0
85	Crawford	50	25	\$12.00	\$15,060	82	Lincoln	75	25	\$12.00	\$22,500
26	Crisp	857	25	\$12.00	\$257,100	19	Long	883	31	\$12.00	\$328,476
-	Dade				\$0	39	Lowndes	500	30	\$12.00	\$180,000
-	Dawson				\$0	-	Lumpkin				\$0
70	Decatur	160	25	\$12.00	\$48,000	9	Macon	5,056	10	\$12.00	\$606,720
-	DeKalb				\$0	89	Madison	35	26	\$12.00	\$10,920
1	Dodge	5,600	30	\$12.00	\$2,016,000	38	Marion	652	24	\$12.00	\$187,776
23	Dooly	760	30	\$12.00	\$273,600	54	McDuffie	300	30	\$12.00	\$108,000
68	Dougherty	100	50	\$12.00	\$60,000	-	McIntosh				\$0
-	Douglas				\$0	-	Meriwether				\$0
55	Early	254	35	\$12.00	\$106,680	84	Miller	91	15	\$12.00	\$16,380
-	Echols				\$0	48	Mitchell	290	35	\$12.00	\$121,800
33	Effingham	700	25	\$12.00	\$210,000	-	Monroe				\$0

Rye

Farm Gate Value 2007

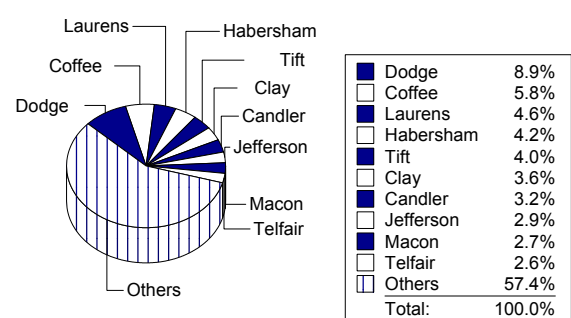
Rank	County	Acres	Bu/Acre	\$/Bu	Farm Gate Value
65	Montgomery	361	18	\$12.00	\$77,976
-	Morgan				\$0
-	Murray				\$0
-	Muscogee				\$0
49	Newton	500	20	\$12.00	\$120,000
-	Oconee				\$0
67	Oglethorpe	225	25	\$12.00	\$67,500
-	Paulding				\$0
37	Peach	400	40	\$12.00	\$192,000
-	Pickens				\$0
91	Pierce	10	26	\$12.00	\$3,058
71	Pike	130	30	\$12.00	\$46,800
-	Polk				\$0
42	Pulaski	412	30	\$12.00	\$148,320
87	Putnam	50	21	\$12.00	\$12,600
34	Quitman	698	25	\$12.00	\$209,400
-	Rabun				\$0
13	Randolph	2,078	20	\$12.00	\$498,720
80	Richmond	80	26	\$12.00	\$24,960
-	Rockdale				\$0
81	Schley	45	45	\$12.00	\$24,300
12	Screven	1,871	26	\$12.00	\$583,752
56	Seminole	277	30	\$12.00	\$99,720
-	Spalding				\$0
-	Stephens				\$0
66	Stewart	315	18	\$12.00	\$68,040
50	Sumter	244	40	\$12.00	\$117,120
49	Talbot	250	40	\$12.00	\$120,000
-	Taliaferro				\$0
25	Tattnall	733	30	\$12.00	\$263,880
24	Taylor	500	45	\$12.00	\$270,000
10	Telfair	1,632	30	\$12.00	\$587,520
31	Terrell	750	25	\$12.00	\$225,000
16	Thomas	970	32	\$12.00	\$372,480
5	Tift	2,529	30	\$12.00	\$910,440
61	Toombs	311	25	\$12.00	\$93,210
-	Towns				\$0
46	Treutlen	430	25	\$12.00	\$129,000
68	Troup	250	20	\$12.00	\$60,000
22	Turner	940	25	\$12.00	\$282,000
-	Twiggs				\$0
-	Union				\$0
-	Upson				\$0
-	Walker				\$0
-	Walton				\$0
-	Ware				\$0
28	Warren	450	45	\$12.00	\$243,000
32	Washington	1,200	15	\$12.00	\$216,000
44	Wayne	310	36	\$12.00	\$133,920
69	Webster	240	20	\$12.00	\$57,600
18	Wheeler	1,145	26	\$12.00	\$357,240

Rank	County	Acres	Bu/Acre	\$/Bu	Farm Gate Value
-	White				\$0
-	Whitfield				\$0
52	Wilcox	372	25	\$12.00	\$111,600
-	Wilkes				\$0
76	Wilkinson	337	8	\$12.00	\$32,352
35	Worth	425	40	\$12.00	\$204,000

2007 Totals 72,239 26.1 \$12.00 \$22,630,066 & averages

Percent of Row and Forage Crops 1.35%

Top Ten Counties For Rye



County	Acres	Yield	Price	Farm Gate Value
Dodge	5,600	30	\$12.00	\$2,016,000
Coffee	3,640	30	\$12.00	\$1,310,400
Laurens	3,463	25	\$12.00	\$1,038,900
Habersham	2,000	40	\$12.00	\$960,000
Tift	2,529	30	\$12.00	\$910,440
Clay	1,371	50	\$12.00	\$822,600
Candler	3,000	20	\$12.00	\$720,000
Jefferson	3,676	15	\$12.00	\$661,680
Macon	5,056	10	\$12.00	\$606,720
Telfair	1,632	30	\$12.00	\$587,520

Silage

Farm Gate Value 2007

Rank	County	Acres	Tons/ Acre	\$/Ton	Farm Gate Value	Rank	County	Acres	Tons/ Acre	\$/Ton	Farm Gate Value
11	Appling	1,300	17	\$34	\$747,180	56	Elbert	190	10	\$33	\$61,750
-	Atkinson				\$0	-	Emanuel				\$0
21	Bacon	800	17	\$33	\$442,000	-	Evans				\$0
24	Baker	700	18	\$33	\$409,500	-	Fannin				\$0
-	Baldwin				\$0	-	Fayette				\$0
67	Banks	30	5	\$33	\$4,875	54	Floyd	130	17	\$33	\$71,825
-	Barrow				\$0	47	Forsyth	200	15	\$33	\$97,500
-	Bartow				\$0	-	Franklin				\$0
36	Ben Hill	375	17	\$33	\$207,188	-	Fulton				\$0
33	Berrien	400	18	\$33	\$234,000	-	Gilmer				\$0
-	Bibb				\$0	55	Glascock	300	7	\$33	\$68,250
-	Bleckley				\$0	-	Glynn				\$0
-	Brantley				\$0	59	Gordon	120	13	\$33	\$50,700
3	Brooks	2,900	20	\$35	\$2,030,000	32	Grady	500	15	\$33	\$243,750
-	Bryan				\$0	45	Greene	275	12	\$35	\$115,500
-	Bulloch				\$0	-	Gwinnett				\$0
1	Burke	5,500	22	\$33	\$3,932,500	29	Habersham	500	18	\$33	\$292,500
-	Butts				\$0	22	Hall	825	15	\$35	\$433,125
-	Calhoun				\$0	62	Hancock	100	10	\$33	\$32,500
-	Camden				\$0	-	Haralson				\$0
-	Candler				\$0	-	Harris				\$0
-	Carroll				\$0	18	Hart	1,050	14	\$33	\$477,750
-	Catoosa				\$0	62	Heard	100	10	\$33	\$32,500
63	Charlton	50	17	\$35	\$29,750	-	Henry				\$0
-	Chatham				\$0	37	Houston	400	14	\$33	\$182,000
-	Chattahoochee				\$0	18	Irwin	700	21	\$33	\$477,750
43	Chattooga	240	17	\$33	\$132,600	-	Jackson				\$0
-	Cherokee				\$0	41	Jasper	250	18	\$33	\$146,250
65	Clarke	90	7	\$33	\$20,475	-	Jeff Davis				\$0
-	Clay				\$0	8	Jefferson	1,380	24	\$33	\$1,076,400
-	Clayton				\$0	5	Jenkins	3,000	14	\$33	\$1,365,000
-	Clinch				\$0	30	Johnson	470	17	\$33	\$259,675
-	Cobb				\$0	53	Jones	150	15	\$33	\$73,125
25	Coffee	640	18	\$33	\$374,400	23	Lamar	804	16	\$33	\$426,077
20	Colquitt	634	21	\$35	\$457,411	-	Lanier				\$0
-	Columbia				\$0	53	Laurens	150	15	\$33	\$73,125
-	Cook				\$0	7	Lee	2,350	16	\$33	\$1,222,000
61	Coweta	150	7	\$33	\$34,125	-	Liberty				\$0
-	Crawford				\$0	-	Lincoln				\$0
-	Crisp				\$0	-	Long				\$0
-	Dade				\$0	-	Lowndes				\$0
-	Dawson				\$0	49	Lumpkin	160	17	\$33	\$88,400
10	Decatur	901	28	\$33	\$819,910	2	Macon	5,000	18	\$33	\$2,925,000
-	DeKalb				\$0	66	Madison	28	14	\$33	\$12,740
-	Dodge				\$0	-	Marion				\$0
51	Dooly	200	12	\$33	\$78,000	19	McDuffie	900	16	\$33	\$468,000
-	Dougherty				\$0	-	McIntosh				\$0
-	Douglas				\$0	-	Meriwether				\$0
-	Early				\$0	46	Miller	175	20	\$33	\$113,750
-	Echols				\$0	9	Mitchell	1,365	21	\$33	\$931,613
57	Effingham	100	18	\$33	\$58,500	60	Monroe	192	8	\$33	\$49,920

Silage

Farm Gate Value 2007

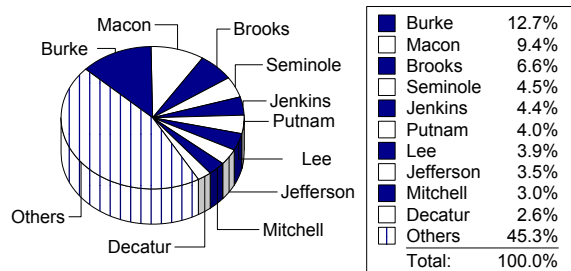
Rank	County	Acres	Tons/Acre	\$/Ton	Farm Gate Value
-	Montgomery				\$0
17	Morgan	700	18	\$38	\$478,800
-	Murray				\$0
-	Muscogee				\$0
64	Newton	150	5	\$35	\$26,250
48	Oconee	230	13	\$33	\$97,175
27	Oglethorpe	600	16	\$33	\$312,000
58	Paulding	215	8	\$33	\$55,900
50	Peach	225	12	\$33	\$87,750
-	Pickens				\$0
16	Pierce	1,300	12	\$33	\$507,000
44	Pike	200	17	\$35	\$119,000
-	Polk				\$0
68	Pulaski	5	18	\$33	\$2,925
6	Putnam	1,200	32	\$33	\$1,248,000
-	Quitman				\$0
-	Rabun				\$0
40	Randolph	250	19	\$33	\$154,375
-	Richmond				\$0
-	Rockdale				\$0
-	Schley				\$0
53	Screven	150	15	\$33	\$73,125
4	Seminole	2,050	18	\$38	\$1,402,200
-	Spalding				\$0
-	Stephens				\$0
-	Stewart				\$0
-	Sumter				\$0
-	Talbot				\$0
-	Taliaferro				\$0
39	Tattnall	300	17	\$33	\$165,750
-	Taylor				\$0
-	Telfair				\$0
-	Terrell				\$0
52	Thomas	165	14	\$33	\$75,075
-	Tift				\$0
34	Toombs	400	16	\$33	\$208,000
-	Towns				\$0
-	Treutlen				\$0
-	Troup				\$0
47	Turner	200	15	\$33	\$97,500
-	Twiggs				\$0
-	Union				\$0
35	Upson	330	18	\$35	\$207,900
50	Walker	150	18	\$33	\$87,750
-	Walton				\$0
14	Ware	1,068	16	\$33	\$555,360
26	Warren	1,300	8	\$33	\$338,000
31	Washington	550	15	\$31	\$255,877
13	Wayne	1,250	17	\$33	\$690,625
42	Webster	350	12	\$33	\$136,500
-	Wheeler				\$0

Rank	County	Acres	Tons/Acre	\$/Ton	Farm Gate Value
12	White	1,100	20	\$33	\$715,000
-	Whitfield				\$0
38	Wilcox	266	20	\$33	\$172,900
15	Wilkes	1,600	10	\$33	\$520,000
-	Wilkinson				\$0
28	Worth	482	18	\$34	\$297,760

2007 Totals & averages 53,560 17.5 \$33.10 \$30,969,385

Percent of Row and Forage Crops 1.84%

Top Ten Counties For Silage



Top Ten Counties Silage

County	Acres	Yield	Price	Farm Gate Value
Burke	5,500	22	\$32.50	\$3,932,500
Macon	5,000	18	\$32.50	\$2,925,000
Brooks	2,900	20	\$35.00	\$2,030,000
Seminole	2,050	18	\$38.00	\$1,402,200
Jenkins	3,000	14	\$32.50	\$1,365,000
Putnam	1,200	32	\$32.50	\$1,248,000
Lee	2,350	16	\$32.50	\$1,222,000
Jefferson	1,380	24	\$32.50	\$1,076,400
Mitchell	1,365	21	\$32.50	\$931,613
Decatur	901	28	\$32.50	\$819,910

Sorghum

Farm Gate Value 2007

Rank	County	Acres	Bu/Acre	\$/Bu	Farm Gate Value	Rank	County	Acres	Bu/Acre	\$/Bu	Farm Gate Value
54	Appling	100	50	\$3.23	\$16,150	-	Elbert				\$0
33	Atkinson	389	46	\$3.23	\$57,798	-	Emanuel				\$0
39	Bacon	300	45	\$3.23	\$43,605	-	Evans				\$0
10	Baker	2,200	50	\$3.23	\$355,300	-	Fannin				\$0
51	Baldwin	150	46	\$3.23	\$22,287	-	Fayette				\$0
-	Banks				\$0	56	Floyd	101	45	\$3.23	\$14,680
-	Barrow				\$0	-	Forsyth				\$0
72	Bartow	19	46	\$3.23	\$2,793	28	Franklin	450	46	\$3.23	\$66,861
30	Ben Hill	450	45	\$3.23	\$65,408	-	Fulton				\$0
16	Berrien	1,057	52	\$3.23	\$177,534	-	Gilmer				\$0
-	Bibb				\$0	46	Glascocock	280	35	\$3.23	\$31,654
-	Bleckley				\$0	-	Glynn				\$0
-	Brantley				\$0	65	Gordon	60	36	\$3.23	\$6,977
25	Brooks	500	46	\$3.23	\$74,290	34	Grady	377	45	\$3.23	\$54,797
-	Bryan				\$0	-	Greene				\$0
-	Bulloch				\$0	-	Gwinnett				\$0
41	Burke	250	50	\$3.23	\$40,375	-	Habersham				\$0
-	Butts				\$0	-	Hall				\$0
22	Calhoun	1,835	18	\$3.23	\$106,687	-	Hancock				\$0
-	Camden				\$0	-	Haralson				\$0
-	Candler				\$0	-	Harris				\$0
-	Carroll				\$0	32	Hart	400	45	\$3.23	\$58,140
-	Catoosa				\$0	-	Heard				\$0
-	Charlton				\$0	61	Henry	75	40	\$3.23	\$9,690
-	Chatham				\$0	15	Houston	1,214	46	\$3.23	\$180,376
-	Chattahoochee				\$0	24	Irwin	659	46	\$3.23	\$97,914
77	Chattooga	9	30	\$3.23	\$872	50	Jackson	500	15	\$3.23	\$24,225
-	Cherokee				\$0	-	Jasper				\$0
-	Clarke				\$0	60	Jeff Davis	79	46	\$3.23	\$11,738
29	Clay	511	40	\$3.23	\$66,021	17	Jefferson	922	55	\$3.23	\$163,793
-	Clayton				\$0	59	Jenkins	50	75	\$3.23	\$12,113
58	Clinch	52	75	\$3.23	\$12,597	68	Johnson	25	55	\$3.23	\$4,441
-	Cobb				\$0	-	Jones				\$0
44	Coffee	142	75	\$3.23	\$34,400	55	Lamar	100	46	\$3.23	\$14,858
23	Colquitt	592	53	\$3.23	\$101,344	-	Lanier				\$0
-	Columbia				\$0	42	Laurens	277	45	\$3.23	\$40,262
27	Cook	600	35	\$3.23	\$67,830	13	Lee	941	60	\$3.50	\$197,610
76	Coweta	10	46	\$3.23	\$1,486	-	Liberty				\$0
-	Crawford				\$0	-	Lincoln				\$0
6	Crisp	3,035	45	\$3.23	\$441,137	-	Long				\$0
-	Dade				\$0	31	Lowndes	250	75	\$3.23	\$60,563
-	Dawson				\$0	-	Lumpkin				\$0
14	Decatur	1,324	45	\$3.23	\$192,414	8	Macon	3,214	40	\$3.23	\$415,249
-	DeKalb				\$0	62	Madison	60	45	\$3.23	\$8,721
19	Dodge	800	50	\$3.23	\$129,200	40	Marion	239	55	\$3.23	\$42,458
5	Dooly	2,554	56	\$3.23	\$461,968	45	McDuffie	200	50	\$3.23	\$32,300
26	Dougherty	400	55	\$3.23	\$71,060	-	McIntosh				\$0
-	Douglas				\$0	-	Meriwether				\$0
20	Early	525	75	\$3.23	\$127,181	49	Miller	317	25	\$3.23	\$25,598
-	Echols				\$0	3	Mitchell	2,166	87	\$3.23	\$608,668
-	Effingham				\$0	-	Monroe				\$0

Sorghum

Farm Gate Value 2007


Rank	County	Acres	Bu/Acre	\$/Bu	Farm Gate Value
67	Montgomery	41	42	\$3.23	\$5,616
-	Morgan				\$0
-	Murray				\$0
-	Muscogee				\$0
78	Newton	25	10	\$3.23	\$808
64	Oconee	50	45	\$3.23	\$7,268
47	Oglethorpe	200	45	\$3.23	\$29,070
-	Paulding				\$0
54	Peach	100	50	\$3.23	\$16,150
-	Pickens				\$0
53	Pierce	163	40	\$3.23	\$21,060
-	Pike				\$0
63	Polk	88	30	\$3.23	\$8,527
2	Pulaski	3,595	65	\$3.23	\$754,770
66	Putnam	75	25	\$3.23	\$6,056
-	Quitman				\$0
74	Rabun	15	55	\$3.23	\$2,665
7	Randolph	3,281	40	\$3.23	\$423,905
64	Richmond	50	45	\$3.23	\$7,268
75	Rockdale	15	50	\$3.23	\$2,423
78	Schley	10	25	\$3.23	\$808
36	Screven	350	46	\$3.23	\$52,003
37	Seminole	290	55	\$3.23	\$51,519
-	Spalding				\$0
-	Stephens				\$0
69	Stewart	37	35	\$3.23	\$4,183
18	Sumter	925	50	\$3.23	\$149,339
-	Talbot				\$0
-	Taliaferro				\$0
55	Tattnall	100	46	\$3.23	\$14,858
52	Taylor	120	56	\$3.23	\$21,706
43	Telfair	228	50	\$3.23	\$36,822
21	Terrell	1,000	35	\$3.23	\$113,050
11	Thomas	2,170	45	\$3.23	\$315,410
9	Tift	1,800	70	\$3.23	\$406,980
73	Toombs	21	41	\$3.23	\$2,747
-	Towns				\$0
-	Treutlen				\$0
-	Troup				\$0
4	Turner	2,258	75	\$3.23	\$547,001
-	Twiggs				\$0
-	Union				\$0
-	Upson				\$0
70	Walker	25	50	\$3.23	\$4,038
57	Walton	400	10	\$3.23	\$12,920
-	Ware				\$0
-	Warren				\$0
38	Washington	240	60	\$3.23	\$46,512
71	Wayne	30	30	\$3.23	\$2,907
35	Webster	413	40	\$3.23	\$53,360
48	Wheeler	119	70	\$3.23	\$26,883

Rank	County	Acres	Bu/Acre	\$/Bu	Farm Gate Value
-	White				\$0
79	Whitfield	6	36	\$3.23	\$744
1	Wilcox	4,203	70	\$3.23	\$950,298
-	Wilkes				\$0
-	Wilkinson				\$0
12	Worth	1,748	48	\$3.23	\$271,010

2007 Totals & averages 54,951 51.9 \$3.24 \$9,224,102

Percent of Row and Forage Crops 0.55%

Top Ten Counties For Sorghum



Top Ten Counties Sorghum

County	Acres	Yield	Price	Farm Gate Value
Wilcox	4,203	70	\$3.23	\$950,298
Pulaski	3,595	65	\$3.23	\$754,770
Mitchell	2,166	87	\$3.23	\$608,668
Turner	2,258	75	\$3.23	\$547,001
Dooly	2,554	56	\$3.23	\$461,968
Crisp	3,035	45	\$3.23	\$441,137
Randolph	3,281	40	\$3.23	\$423,905
Macon	3,214	40	\$3.23	\$415,249
Tift	1,800	70	\$3.23	\$406,980
Baker	2,200	50	\$3.23	\$355,300

Soybeans

Farm Gate Value 2007

Rank	County	Acres	Bu/Acre	\$/Bu	Farm Gate Value	Rank	County	Acres	Bu/Acre	\$/Bu	Farm Gate Value
35	Appling	3,000	30	\$7.60	\$684,000	87	Elbert	360	30	\$7.60	\$82,080
71	Atkinson	606	30	\$7.60	\$138,168	9	Emanuel	6,674	34	\$7.60	\$1,724,562
36	Bacon	3,000	27	\$7.60	\$615,600	29	Evans	3,200	37	\$7.60	\$899,840
10	Baker	3,500	60	\$7.60	\$1,596,000	-	Fannin				\$0
-	Baldwin				\$0	101	Fayette	12	100	\$7.60	\$9,120
94	Banks	120	45	\$9.60	\$51,840	43	Floyd	2,580	25	\$7.60	\$490,200
-	Barrow				\$0	-	Forsyth				\$0
47	Bartow	1,914	28	\$7.60	\$407,278	68	Franklin	800	25	\$7.60	\$152,000
66	Ben Hill	687	30	\$7.60	\$156,636	-	Fulton				\$0
62	Berrien	1,200	23	\$7.60	\$209,760	-	Gilmer				\$0
88	Bibb	339	30	\$7.60	\$77,292	64	Glascocock	650	35	\$7.60	\$172,900
13	Bleckley	4,360	45	\$7.60	\$1,491,120	-	Glynn				\$0
-	Brantley				\$0	33	Gordon	3,650	26	\$7.60	\$721,240
25	Brooks	3,400	40	\$7.60	\$1,033,600	44	Grady	2,139	30	\$7.60	\$487,692
60	Bryan	800	37	\$7.60	\$224,960	100	Greene	50	25	\$7.60	\$9,500
1	Bulloch	20,200	34	\$7.60	\$5,219,680	-	Gwinnett				\$0
19	Burke	6,500	24	\$7.60	\$1,185,600	-	Habersham				\$0
95	Butts	220	30	\$7.60	\$50,160	-	Hall				\$0
58	Calhoun	1,055	30	\$7.60	\$240,540	-	Hancock				\$0
-	Camden				\$0	99	Haralson	77	25	\$7.60	\$14,630
11	Candler	5,200	40	\$7.60	\$1,580,800	-	Harris				\$0
-	Carroll				\$0	52	Hart	2,150	20	\$7.60	\$326,800
-	Catoosa				\$0	-	Heard				\$0
-	Charlton				\$0	89	Henry	400	24	\$7.60	\$72,960
-	Chatham				\$0	26	Houston	4,334	30	\$7.60	\$988,152
-	Chattahoochee				\$0	31	Irwin	3,047	35	\$7.60	\$810,502
63	Chattooga	1,075	25	\$7.60	\$204,250	100	Jackson	250	5	\$7.60	\$9,500
-	Cherokee				\$0	-	Jasper				\$0
-	Clarke				\$0	41	Jeff Davis	2,213	30	\$7.60	\$504,564
70	Clay	1,302	15	\$7.60	\$148,428	5	Jefferson	9,148	34	\$7.60	\$2,391,653
-	Clayton				\$0	-	Jenkins				\$0
-	Clinch				\$0	17	Johnson	3,949	42	\$7.60	\$1,260,521
-	Cobb				\$0	-	Jones				\$0
39	Coffee	2,055	35	\$7.60	\$546,630	55	Lamar	875	45	\$7.60	\$299,250
38	Colquitt	2,943	27	\$7.60	\$603,904	74	Lanier	325	50	\$7.60	\$123,500
-	Columbia				\$0	3	Laurens	11,789	30	\$7.60	\$2,687,892
60	Cook	800	37	\$7.60	\$224,960	27	Lee	6,103	20	\$8.00	\$976,496
-	Coweta				\$0	96	Liberty	151	28	\$7.60	\$32,133
76	Crawford	521	30	\$7.60	\$118,788	-	Lincoln				\$0
30	Crisp	3,778	30	\$7.60	\$861,384	73	Long	449	38	\$7.60	\$129,671
98	Dade	75	30	\$7.60	\$17,100	59	Lowndes	1,500	20	\$7.60	\$228,000
-	Dawson				\$0	-	Lumpkin				\$0
37	Decatur	2,016	40	\$7.60	\$612,803	14	Macon	6,469	30	\$7.60	\$1,474,932
-	DeKalb				\$0	72	Madison	625	29	\$7.60	\$137,750
28	Dodge	3,400	35	\$7.60	\$904,400	54	Marion	1,996	20	\$7.60	\$303,392
8	Dooly	7,038	45	\$6.25	\$1,979,438	91	McDuffie	300	30	\$7.60	\$68,400
48	Dougherty	1,165	45	\$7.60	\$398,430	-	McIntosh				\$0
-	Douglas				\$0	-	Meriwether				\$0
21	Early	5,285	28	\$7.60	\$1,124,648	57	Miller	3,519	10	\$7.60	\$267,444
-	Echols				\$0	15	Mitchell	3,351	55	\$7.60	\$1,400,718
32	Effingham	3,300	30	\$7.60	\$752,400	-	Monroe				\$0

Soybeans

Farm Gate Value 2007

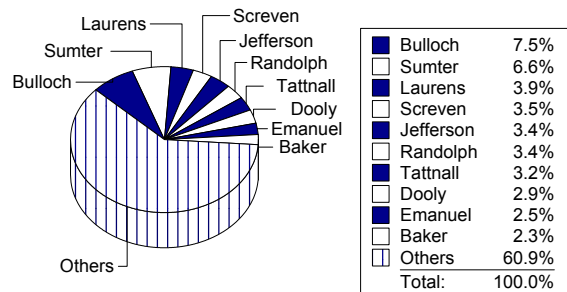
Rank	County	Acres	Bu/Acre	\$/Bu	Farm Gate Value
23	Montgomery	3,348	41	\$7.60	\$1,043,206
-	Morgan				\$0
65	Murray	1,129	20	\$7.60	\$171,608
-	Muscogee				\$0
93	Newton	500	15	\$7.60	\$57,000
97	Oconee	125	30	\$7.60	\$28,500
77	Oglethorpe	500	30	\$7.60	\$114,000
-	Paulding				\$0
34	Peach	2,650	35	\$7.60	\$704,900
-	Pickens				\$0
20	Pierce	3,899	40	\$7.60	\$1,185,296
80	Pike	336	40	\$7.60	\$102,144
56	Polk	1,475	25	\$7.60	\$280,250
24	Pulaski	3,917	35	\$7.60	\$1,041,922
-	Putnam				\$0
-	Quitman				\$0
-	Rabun				\$0
6	Randolph	7,664	40	\$7.60	\$2,329,856
83	Richmond	420	30	\$7.60	\$95,760
-	Rockdale				\$0
92	Schley	275	28	\$7.60	\$58,520
4	Screven	10,500	30	\$7.60	\$2,394,000
46	Seminole	1,250	47	\$7.60	\$446,500
84	Spalding	500	25	\$7.60	\$95,000
-	Stephens				\$0
82	Stewart	883	15	\$7.60	\$100,662
2	Sumter	12,026	50	\$7.60	\$4,569,804
-	Talbot				\$0
-	Taliaferro				\$0
7	Tattnall	9,856	30	\$7.60	\$2,247,168
50	Taylor	1,519	31	\$7.60	\$357,876
45	Telfair	2,069	30	\$7.60	\$471,732
12	Terrell	5,000	40	\$7.60	\$1,520,000
61	Thomas	1,070	27	\$7.60	\$219,564
90	Tift	270	35	\$7.60	\$71,820
22	Toombs	6,053	24	\$7.60	\$1,104,067
-	Towns				\$0
51	Treutlen	1,824	24	\$7.60	\$332,698
-	Troup				\$0
42	Turner	1,871	35	\$7.60	\$497,686
78	Twiggs	653	22	\$7.60	\$109,182
-	Union				\$0
85	Upson	300	40	\$7.60	\$91,200
59	Walker	1,000	30	\$7.60	\$228,000
75	Walton	800	20	\$7.60	\$121,600
49	Ware	1,400	35	\$7.60	\$372,400
79	Warren	400	35	\$7.60	\$106,400
16	Washington	6,000	30	\$7.60	\$1,368,000
53	Wayne	1,170	36	\$7.60	\$320,112
69	Webster	665	30	\$7.60	\$151,620
18	Wheeler	3,527	42	\$8.50	\$1,258,996

Rank	County	Acres	Bu/Acre	\$/Bu	Farm Gate Value
-	White				\$0
81	Whitfield	462	29	\$7.60	\$101,913
67	Wilcox	587	35	\$7.60	\$156,142
102	Wilkes	50	20	\$7.60	\$7,600
86	Wilkinson	516	22	\$7.60	\$86,275
40	Worth	2,303	30	\$7.60	\$525,084

2007 Totals 274,751 33.3 \$7.57 \$69,364,653 & averages

Percent of Row and Forage Crops 4.13%

Top Ten Counties For Soybeans



Top Ten Counties Soybeans

County	Acres	Yield	Price	Farm Gate Value
Bulloch	20,200	34	\$7.60	\$5,219,680
Sumter	12,026	50	\$7.60	\$4,569,804
Laurens	11,789	30	\$7.60	\$2,687,892
Screven	10,500	30	\$7.60	\$2,394,000
Jefferson	9,148	34	\$7.60	\$2,391,653
Randolph	7,664	40	\$7.60	\$2,329,856
Tattnall	9,856	30	\$7.60	\$2,247,168
Dooly	7,038	45	\$6.25	\$1,979,438
Emanuel	6,674	34	\$7.60	\$1,724,562
Baker	3,500	60	\$7.60	\$1,596,000

Straw

Farm Gate Value 2007

Rank	County	Acres	Bales/ Acre	\$/Bale	Farm Gate Value	Rank	County	Acres	Bales / Acre	\$/Bale	Farm Gate Value
72	Appling	100	80	\$3.00	\$24,000	42	Elbert	400	150	\$3.00	\$180,000
-	Atkinson				\$0	27	Emanuel	3,000	37	\$3.00	\$333,000
73	Bacon	100	75	\$3.00	\$22,500	16	Evans	2,700	75	\$3.00	\$607,500
55	Baker	1,000	40	\$3.00	\$120,000	84	Fannin	10	40	\$3.00	\$1,200
41	Baldwin	600	95	\$3.50	\$199,500	-	Fayette				\$0
62	Banks	500	50	\$3.00	\$75,000	-	Floyd				\$0
-	Barrow				\$0	-	Forsyth				\$0
-	Bartow				\$0	56	Franklin	600	65	\$3.00	\$117,000
59	Ben Hill	325	90	\$3.00	\$87,750	-	Fulton				\$0
71	Berrien	150	60	\$3.00	\$27,000	64	Gilmer	300	75	\$3.00	\$67,500
-	Bibb				\$0	29	Glascocock	1,600	65	\$3.00	\$312,000
14	Bleckley	3,000	75	\$3.00	\$675,000	-	Glynn				\$0
-	Brantley				\$0	61	Gordon	400	65	\$3.00	\$78,000
44	Brooks	700	75	\$3.00	\$157,500	53	Grady	650	65	\$3.00	\$126,750
-	Bryan				\$0	80	Greene	50	35	\$3.00	\$5,250
3	Bulloch	4,700	150	\$3.00	\$2,115,000	-	Gwinnett				\$0
9	Burke	3,500	100	\$3.00	\$1,050,000	-	Habersham				\$0
66	Butts	200	85	\$3.00	\$51,000	42	Hall	750	80	\$3.00	\$180,000
12	Calhoun	3,600	80	\$3.00	\$864,000	-	Hancock				\$0
-	Camden				\$0	63	Haralson	400	60	\$3.00	\$72,000
42	Candler	1,000	60	\$3.00	\$180,000	35	Harris	650	120	\$3.00	\$234,000
-	Carroll				\$0	28	Hart	1,300	85	\$3.00	\$331,500
-	Catoosa				\$0	-	Heard				\$0
-	Charlton				\$0	57	Henry	400	80	\$3.00	\$96,000
-	Chatham				\$0	10	Houston	4,000	80	\$3.00	\$960,000
-	Chattahoochee				\$0	36	Irwin	1,000	75	\$3.00	\$225,000
58	Chattooga	300	100	\$3.00	\$90,000	21	Jackson	4,000	35	\$3.00	\$420,000
74	Cherokee	174	40	\$3.00	\$20,880	55	Jasper	1,000	40	\$3.00	\$120,000
70	Clarke	300	35	\$3.00	\$31,500	22	Jeff Davis	1,800	75	\$3.00	\$405,000
81	Clay	1,000	2	\$3.00	\$4,500	24	Jefferson	13,795	3	\$9.00	\$360,050
-	Clayton				\$0	9	Jenkins	5,000	70	\$3.00	\$1,050,000
-	Clinch				\$0	68	Johnson	3,900	3	\$3.00	\$35,100
-	Cobb				\$0	-	Jones				\$0
58	Coffee	400	75	\$3.00	\$90,000	17	Lamar	2,500	80	\$3.00	\$600,000
19	Colquitt	2,064	83	\$3.00	\$513,936	-	Lanier				\$0
-	Columbia				\$0	1	Laurens	15,000	80	\$3.00	\$3,600,000
-	Cook				\$0	45	Lee	500	100	\$3.00	\$150,000
58	Coweta	400	75	\$3.00	\$90,000	-	Liberty				\$0
47	Crawford	561	88	\$3.00	\$148,104	-	Lincoln				\$0
38	Crisp	800	90	\$3.00	\$216,000	82	Long	25	56	\$3.00	\$4,200
76	Dade	50	75	\$3.00	\$11,250	-	Lowndes				\$0
-	Dawson				\$0	78	Lumpkin	40	75	\$3.00	\$9,000
69	Decatur	600	3	\$18.00	\$32,400	2	Macon	12,000	75	\$3.00	\$2,700,000
-	DeKalb				\$0	30	Madison	1,200	80	\$3.00	\$288,000
2	Dodge	12,000	75	\$3.00	\$2,700,000	34	Marion	1,081	75	\$3.00	\$243,225
32	Dooly	1,000	85	\$3.00	\$255,000	-	McDuffie				\$0
72	Dougherty	200	40	\$3.00	\$24,000	-	McIntosh				\$0
-	Douglas				\$0	49	Meriwether	400	120	\$3.00	\$144,000
11	Early	4,000	75	\$3.00	\$900,000	58	Miller	1,500	20	\$3.00	\$90,000
-	Echols				\$0	46	Mitchell	550	90	\$3.00	\$148,500
58	Effingham	1,200	3	\$25.00	\$90,000	-	Monroe				\$0

Straw

Farm Gate Value 2007

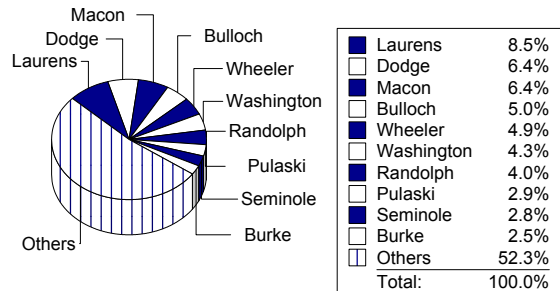
Rank	County	Acres	Bales/Acre	\$/Bale	Farm Gate Value
23	Montgomery	1,650	80	\$3.00	\$396,000
33	Morgan	1,200	70	\$3.00	\$252,000
64	Murray	300	75	\$3.00	\$67,500
-	Muscogee				\$0
39	Newton	700	100	\$3.00	\$210,000
26	Oconee	1,500	75	\$3.00	\$337,500
55	Oglethorpe	500	80	\$3.00	\$120,000
-	Paulding				\$0
17	Peach	2,500	80	\$3.00	\$600,000
-	Pickens				\$0
20	Pierce	2,154	73	\$3.00	\$471,726
48	Pike	650	75	\$3.00	\$146,250
77	Polk	45	75	\$3.00	\$10,125
7	Pulaski	5,500	75	\$3.00	\$1,237,500
-	Putnam				\$0
83	Quitman	500	2	\$3.00	\$2,250
-	Rabun				\$0
6	Randolph	8,572	65	\$3.00	\$1,671,540
76	Richmond	50	75	\$3.00	\$11,250
-	Rockdale				\$0
57	Schley	400	80	\$3.00	\$96,000
52	Screven	500	85	\$3.00	\$127,500
8	Seminole	4,000	100	\$3.00	\$1,200,000
25	Spalding	1,200	100	\$3.00	\$360,000
-	Stephens				\$0
-	Stewart				\$0
42	Sumter	600	100	\$3.00	\$180,000
43	Talbot	450	125	\$3.00	\$168,750
-	Taliaferro				\$0
14	Tattnall	3,000	75	\$3.00	\$675,000
38	Taylor	1,200	60	\$3.00	\$216,000
55	Telfair	1,000	40	\$3.00	\$120,000
18	Terrell	2,500	75	\$3.00	\$562,500
60	Thomas	315	85	\$3.00	\$80,325
-	Tift				\$0
-	Toombs				\$0
-	Towns				\$0
37	Treutlen	876	84	\$3.00	\$220,752
-	Troup				\$0
9	Turner	3,500	100	\$3.00	\$1,050,000
50	Twiggs	525	90	\$3.00	\$141,750
-	Union				\$0
65	Upson	300	60	\$3.00	\$54,000
13	Walker	2,000	125	\$3.00	\$750,000
36	Walton	1,000	75	\$3.00	\$225,000
-	Ware				\$0
31	Warren	600	150	\$3.00	\$270,000
5	Washington	8,000	75	\$3.00	\$1,800,000
40	Wayne	1,150	60	\$3.00	\$207,000
54	Webster	895	45	\$3.00	\$120,825
4	Wheeler	5,750	120	\$3.00	\$2,070,000

Rank	County	Acres	Bales / Acre	\$/Bale	Farm Gate Value
79	White	30	70	\$3.00	\$6,300
-	Whitfield				\$0
15	Wilcox	2,500	85	\$3.00	\$637,500
75	Wilkes	150	30	\$3.00	\$13,500
67	Wilkinson	200	70	\$3.00	\$42,000
51	Worth	550	80	\$3.00	\$132,000

2007 Totals 196,037 71.2 \$3.03 \$42,219,938 & averages

Percent of Row and Forage Crops 2.51%

Top Ten Counties For Straw



Top Ten Counties Straw

County	Acres	Yield	Price	Farm Gate Value
Laurens	15,000	80	\$3.00	\$3,600,000
Dodge	12,000	75	\$3.00	\$2,700,000
Macon	12,000	75	\$3.00	\$2,700,000
Bulloch	4,700	150	\$3.00	\$2,115,000
Wheeler	5,750	120	\$3.00	\$2,070,000
Washington	8,000	75	\$3.00	\$1,800,000
Randolph	8,572	65	\$3.00	\$1,671,540
Pulaski	5,500	75	\$3.00	\$1,237,500
Seminole	4,000	100	\$3.00	\$1,200,000
Burke	3,500	100	\$3.00	\$1,050,000

Tobacco

Farm Gate Value 2007

Rank	County	Acres	Lb/Acre	\$/Lb	Farm Gate Value	Rank	County	Acres	Lb/Acre	\$/Lb	Farm Gate Value
5	Appling	1,200	2,300	\$1.53	\$4,222,800	-	Elbert				\$0
2	Atkinson	1,812	2,400	\$1.53	\$6,653,664	17	Emanuel	493	1,800	\$1.53	\$1,357,722
8	Bacon	905	2,450	\$1.53	\$3,392,393	28	Evans	69	2,300	\$1.53	\$242,811
-	Baker				\$0	-	Fannin				\$0
-	Baldwin				\$0	-	Fayette				\$0
-	Banks				\$0	-	Floyd				\$0
-	Barrow				\$0	-	Forsyth				\$0
-	Bartow				\$0	-	Franklin				\$0
27	Ben Hill	82	2,100	\$1.53	\$263,466	-	Fulton				\$0
3	Berrien	1,459	2,470	\$1.53	\$5,513,707	-	Gilmer				\$0
-	Bibb				\$0	-	Glascock				\$0
-	Bleckley				\$0	-	Glynn				\$0
29	Brantley	66	2,200	\$1.53	\$222,156	-	Gordon				\$0
11	Brooks	654	2,300	\$1.53	\$2,301,426	33	Grady	20	2,300	\$1.53	\$70,380
-	Bryan				\$0	-	Greene				\$0
18	Bulloch	322	2,400	\$1.53	\$1,182,384	-	Gwinnett				\$0
-	Burke				\$0	-	Habersham				\$0
-	Butts				\$0	-	Hall				\$0
-	Calhoun				\$0	-	Hancock				\$0
-	Camden				\$0	-	Haralson				\$0
13	Candler	650	2,000	\$1.53	\$1,989,000	-	Harris				\$0
-	Carroll				\$0	-	Hart				\$0
-	Catoosa				\$0	-	Heard				\$0
-	Charlton				\$0	-	Henry				\$0
-	Chatham				\$0	-	Houston				\$0
-	Chattahoochee				\$0	19	Irwin	317	2,300	\$1.53	\$1,115,523
-	Chattooga				\$0	-	Jackson				\$0
-	Cherokee				\$0	-	Jasper				\$0
-	Clarke				\$0	20	Jeff Davis	300	2,150	\$1.53	\$986,850
-	Clay				\$0	-	Jefferson				\$0
-	Clayton				\$0	-	Jenkins				\$0
23	Clinch	140	1,950	\$1.53	\$417,690	-	Johnson				\$0
-	Cobb				\$0	-	Jones				\$0
1	Coffee	1,989	2,600	\$1.53	\$7,912,242	-	Lamar				\$0
7	Colquitt	1,028	2,228	\$1.53	\$3,504,288	14	Lanier	540	2,200	\$1.53	\$1,817,640
-	Columbia				\$0	-	Laurens				\$0
6	Cook	920	2,800	\$1.53	\$3,941,280	-	Lee				\$0
-	Coweta				\$0	-	Liberty				\$0
-	Crawford				\$0	-	Lincoln				\$0
-	Crisp				\$0	32	Long	45	2,150	\$1.53	\$148,028
-	Dade				\$0	15	Lowndes	425	2,500	\$1.53	\$1,625,625
-	Dawson				\$0	-	Lumpkin				\$0
30	Decatur	58	2,500	\$1.53	\$221,850	-	Macon				\$0
-	DeKalb				\$0	-	Madison				\$0
26	Dodge	76	2,400	\$1.53	\$279,072	-	Marion				\$0
-	Dooly				\$0	-	McDuffie				\$0
-	Dougherty				\$0	-	McIntosh				\$0
-	Douglas				\$0	-	Meriwether				\$0
-	Early				\$0	-	Miller				\$0
21	Echols	155	2,525	\$1.56	\$610,545	31	Mitchell	42	2,350	\$1.53	\$151,011
34	Effingham	10	2,300	\$1.53	\$35,190	-	Monroe				\$0

Tobacco

Farm Gate Value 2007


Rank	County	Acres	Lb/Acre	\$/Lb	Farm Gate Value
-	Montgomery				\$0
-	Morgan				\$0
-	Murray				\$0
-	Muscogee				\$0
-	Newton				\$0
-	Oconee				\$0
-	Oglethorpe				\$0
-	Paulding				\$0
-	Peach				\$0
-	Pickens				\$0
12	Pierce	1,006	1,463	\$1.53	\$2,251,820
-	Pike				\$0
-	Polk				\$0
-	Pulaski				\$0
-	Putnam				\$0
-	Quitman				\$0
-	Rabun				\$0
-	Randolph				\$0
-	Richmond				\$0
-	Rockdale				\$0
-	Schley				\$0
-	Screven				\$0
-	Seminole				\$0
-	Spalding				\$0
-	Stephens				\$0
-	Stewart				\$0
-	Sumter				\$0
-	Talbot				\$0
-	Taliaferro				\$0
16	Tattnall	491	2,150	\$1.53	\$1,615,145
-	Taylor				\$0
-	Telfair				\$0
-	Terrell				\$0
22	Thomas	130	2,900	\$1.53	\$576,810
9	Tift	862	2,050	\$1.53	\$2,703,663
-	Toombs				\$0
-	Towns				\$0
25	Treutlen	119	1,850	\$1.53	\$336,830
-	Troup				\$0
-	Turner				\$0
-	Twiggs				\$0
35	Union	5	1,900	\$1.53	\$14,535
-	Upson				\$0
-	Walker				\$0
-	Walton				\$0
10	Ware	693	2,500	\$1.53	\$2,650,725
-	Warren				\$0
-	Washington				\$0
4	Wayne	1,356	2,210	\$1.53	\$4,584,705
-	Webster				\$0
-	Wheeler				\$0

Rank	County	Acres	Lb/Acre	\$/Lb	Farm Gate Value
-	White				\$0
-	Whitfield				\$0
-	Wilcox				\$0
-	Wilkes				\$0
-	Wilkinson				\$0
24	Worth	120	2,150	\$1.53	\$394,740

2007 Totals 18,559 2,299.5 \$1.53 \$65,307,713 & averages

Percent of Row and Forage Crops 3.88%

Top Ten Counties For Tobacco



Top Ten Counties Tobacco

County	Acres	Yield	Price	Farm Gate Value
Coffee	1,989	2,600	\$1.53	\$7,912,242
Atkinson	1,812	2,400	\$1.53	\$6,653,664
Berrien	1,459	2,470	\$1.53	\$5,513,707
Wayne	1,356	2,210	\$1.53	\$4,584,705
Appling	1,200	2,300	\$1.53	\$4,222,800
Cook	920	2,800	\$1.53	\$3,941,280
Colquitt	1,028	2,228	\$1.53	\$3,504,288
Bacon	905	2,450	\$1.53	\$3,392,393
Tift	862	2,050	\$1.53	\$2,703,663
Ware	693	2,500	\$1.53	\$2,650,725

Wheat

Farm Gate Value 2007

Rank	County	Acres	Bu/Acre	\$/Bu	Farm Gate Value	Rank	County	Acres	Bu/Acre	\$/Bu	Farm Gate Value
46	Appling	2,000	40	\$4.30	\$344,000	72	Elbert	848	40	\$4.30	\$145,856
51	Atkinson	1,772	40	\$4.30	\$304,784	25	Emanuel	3,801	48	\$4.30	\$784,526
74	Bacon	600	52	\$4.30	\$134,160	61	Evans	1,364	35	\$4.30	\$205,282
39	Baker	2,000	50	\$4.30	\$430,000	106	Fannin	60	35	\$4.30	\$9,030
80	Baldwin	650	40	\$4.30	\$111,800	-	Fayette				\$0
-	Banks				\$0	76	Floyd	500	60	\$4.30	\$129,000
-	Barrow				\$0	-	Forsyth				\$0
79	Bartow	749	35	\$4.30	\$112,664	88	Franklin	500	40	\$4.30	\$86,000
47	Ben Hill	1,979	40	\$4.30	\$340,388	-	Fulton				\$0
73	Berrien	788	41	\$4.30	\$138,924	-	Gilmer				\$0
67	Bibb	1,106	38	\$4.30	\$180,720	60	Glascocock	1,400	35	\$4.30	\$210,700
17	Bleckley	3,989	71	\$4.30	\$1,217,842	-	Glynn				\$0
113	Brantley	110	0	\$4.30	\$47	70	Gordon	880	40	\$4.30	\$151,360
40	Brooks	1,400	70	\$4.30	\$421,400	-	Grady				\$0
95	Bryan	350	30	\$4.30	\$45,150	102	Greene	175	38	\$4.30	\$28,595
7	Bulloch	11,250	42	\$4.30	\$2,031,750	-	Gwinnett				\$0
27	Burke	4,200	40	\$4.30	\$722,400	46	Habersham	2,000	40	\$4.30	\$344,000
96	Butts	250	40	\$4.30	\$43,000	83	Hall	625	40	\$4.30	\$107,500
16	Calhoun	4,548	63	\$4.30	\$1,232,053	100	Hancock	500	15	\$4.30	\$32,250
-	Camden				\$0	-	Haralson				\$0
37	Candler	3,000	40	\$4.30	\$516,000	88	Harris	500	40	\$4.30	\$86,000
-	Carroll				\$0	42	Hart	1,750	49	\$4.30	\$368,725
-	Catoosa				\$0	105	Heard	60	49	\$4.30	\$12,642
-	Charlton				\$0	50	Henry	1,600	45	\$4.30	\$309,600
104	Chatham	100	38	\$4.30	\$16,340	23	Houston	4,705	40	\$4.30	\$809,260
-	Chattahoochee				\$0	10	Irwin	6,173	65	\$4.30	\$1,725,354
99	Chattooga	155	49	\$4.30	\$32,659	59	Jackson	3,500	15	\$4.30	\$225,750
-	Cherokee				\$0	69	Jasper	1,000	40	\$4.30	\$172,000
106	Clarke	70	30	\$4.30	\$9,030	44	Jeff Davis	2,052	40	\$4.30	\$352,944
63	Clay	925	50	\$4.30	\$198,875	3	Jefferson	11,737	52	\$4.30	\$2,624,393
-	Clayton				\$0	21	Jenkins	5,049	45	\$4.30	\$976,982
-	Clinch				\$0	34	Johnson	3,319	42	\$4.30	\$599,411
-	Cobb				\$0	-	Jones				\$0
43	Coffee	2,843	30	\$4.30	\$366,747	33	Lamar	2,200	65	\$4.30	\$614,900
28	Colquitt	2,867	58	\$4.30	\$715,030	82	Lanier	570	45	\$4.30	\$110,295
109	Columbia	40	40	\$4.30	\$6,880	5	Laurens	12,589	45	\$4.30	\$2,435,972
68	Cook	700	60	\$4.30	\$180,600	4	Lee	10,067	60	\$4.25	\$2,567,085
90	Coweta	400	40	\$4.30	\$68,800	-	Liberty				\$0
86	Crawford	510	40	\$4.30	\$87,720	-	Lincoln				\$0
29	Crisp	3,625	45	\$4.30	\$701,438	-	Long				\$0
107	Dade	50	40	\$4.30	\$8,600	78	Lowndes	531	55	\$4.30	\$125,582
-	Dawson				\$0	-	Lumpkin				\$0
41	Decatur	1,505	65	\$4.30	\$420,759	6	Macon	8,864	60	\$4.30	\$2,286,912
-	DeKalb				\$0	64	Madison	1,100	42	\$4.30	\$198,660
15	Dodge	7,600	45	\$4.30	\$1,470,600	54	Marion	1,920	30	\$4.30	\$247,680
9	Dooly	7,873	45	\$5.20	\$1,842,282	85	McDuffie	500	45	\$4.30	\$96,750
31	Dougherty	2,138	70	\$4.30	\$643,538	-	McIntosh				\$0
-	Douglas				\$0	88	Meriwether	400	50	\$4.30	\$86,000
13	Early	5,792	60	\$4.30	\$1,494,336	35	Miller	2,144	60	\$4.30	\$553,152
-	Echols				\$0	14	Mitchell	5,975	58	\$4.30	\$1,490,165
84	Effingham	600	40	\$4.30	\$103,200	97	Monroe	234	40	\$4.30	\$40,248

Wheat

Farm Gate Value 2007

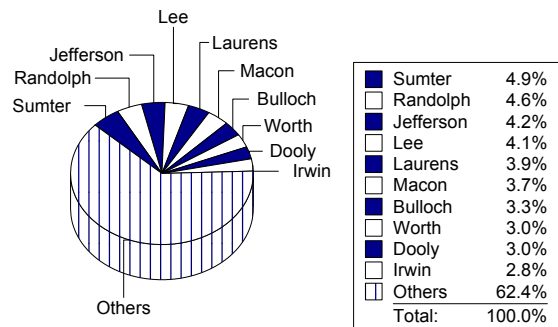
Rank	County	Acres	Bu/Acre	\$/Bu	Farm Gate Value
48	Montgomery	1,503	52	\$4.30	\$335,981
58	Morgan	1,200	45	\$4.30	\$232,200
81	Murray	862	30	\$4.30	\$111,198
-	Muscogee				\$0
76	Newton	1,200	25	\$4.30	\$129,000
58	Oconee	1,200	45	\$4.30	\$232,200
83	Oglethorpe	500	50	\$4.30	\$107,500
-	Paulding				\$0
26	Peach	3,500	50	\$4.30	\$752,500
-	Pickens				\$0
38	Pierce	2,154	48	\$4.30	\$444,586
71	Pike	500	70	\$4.30	\$150,500
62	Polk	1,013	46	\$4.30	\$200,371
18	Pulaski	6,278	45	\$4.30	\$1,214,793
111	Putnam	22	40	\$4.30	\$3,784
75	Quitman	691	45	\$4.30	\$133,709
112	Rabun	20	40	\$4.30	\$3,440
2	Randolph	11,006	60	\$4.30	\$2,839,548
91	Richmond	335	45	\$4.30	\$64,823
-	Rockdale				\$0
53	Schley	1,050	55	\$4.30	\$248,325
30	Screven	3,921	40	\$4.30	\$674,412
19	Seminole	3,881	70	\$4.30	\$1,168,181
65	Spalding	800	56	\$4.30	\$192,640
108	Stephens	49	40	\$4.30	\$8,428
87	Stewart	805	25	\$4.30	\$86,538
1	Sumter	11,732	60	\$4.30	\$3,026,804
98	Talbot	175	45	\$4.30	\$33,863
-	Taliaferro				\$0
22	Tattnall	5,431	40	\$4.30	\$934,132
49	Taylor	1,221	60	\$4.30	\$315,018
45	Telfair	1,802	45	\$4.30	\$348,687
11	Terrell	7,000	55	\$4.30	\$1,655,500
36	Thomas	2,280	55	\$4.30	\$539,220
55	Tift	1,109	50	\$4.30	\$238,435
66	Toombs	916	46	\$4.30	\$181,106
-	Towns				\$0
77	Treutlen	737	40	\$4.30	\$126,764
-	Troup				\$0
20	Turner	4,338	55	\$4.30	\$1,025,937
89	Twiggs	630	31	\$4.30	\$83,979
-	Union				\$0
85	Upson	450	50	\$4.30	\$96,750
88	Walker	400	50	\$4.30	\$86,000
52	Walton	2,000	30	\$4.30	\$258,000
92	Ware	427	35	\$4.30	\$64,188
93	Warren	350	40	\$4.30	\$60,200
12	Washington	7,500	48	\$4.30	\$1,548,000
57	Wayne	1,189	46	\$4.30	\$235,184
56	Webster	1,844	30	\$4.30	\$237,876
32	Wheeler	3,055	48	\$4.30	\$630,552

Rank	County	Acres	Bu/Acre	\$/Bu	Farm Gate Value
110	White	30	30	\$4.30	\$3,870
101	Whitfield	145	46	\$4.30	\$28,760
24	Wilcox	3,110	60	\$4.30	\$802,380
103	Wilkes	200	20	\$4.30	\$17,200
94	Wilkinson	472	28	\$4.30	\$56,829
8	Worth	5,813	75	\$4.30	\$1,874,693

2007 Totals 286,571 50.0 \$4.32 \$61,889,659 & averages

Percent of Row and Forage Crops 3.68%

Top Ten Counties For Wheat



Top Ten Counties Wheat

County	Acres	Yield	Price	Farm Gate Value
Sumter	11,732	60	\$4.30	\$3,026,804
Randolph	11,006	60	\$4.30	\$2,839,548
Jefferson	11,737	52	\$4.30	\$2,624,393
Lee	10,067	60	\$4.25	\$2,567,085
Laurens	12,589	45	\$4.30	\$2,435,972
Macon	8,864	60	\$4.30	\$2,286,912
Bulloch	11,250	42	\$4.30	\$2,031,750
Worth	5,813	75	\$4.30	\$1,874,693
Dooly	7,873	45	\$5.20	\$1,842,282
Irwin	6,173	65	\$4.30	\$1,725,354

Farm Gate Value 2007

Miscellaneous Row and Forage Crops

County	Farm Gate Value	County	Farm Gate Value
Appling		Elbert	
Atkinson	\$30,000	Emanuel	
Bacon	\$230,000	Evans	\$3,380
Baker		Fannin	
Baldwin		Fayette	
Banks		Floyd	\$80,535
Barrow		Forsyth	
Bartow	\$98,442	Franklin	
Ben Hill		Fulton	
Berrien		Gilmer	
Bibb	\$156,975	Glascocock	
Bleckley		Glynn	
Brantley		Gordon	\$731,400
Brooks		Grady	
Bryan		Greene	\$65,000
Bulloch		Gwinnett	
Burke		Habersham	
Butts		Hall	
Calhoun		Hancock	
Camden		Haralson	
Candler		Harris	
Carroll		Hart	\$29,325
Catoosa		Heard	
Charlton		Henry	
Chatham		Houston	
Chattahoochee		Irwin	\$6,450
Chattooga		Jackson	
Cherokee		Jasper	\$1,989,000
Clarke		Jeff Davis	\$250,680
Clay		Jefferson	\$1,522,000
Clayton		Jenkins	
Clinch		Johnson	
Cobb		Jones	\$12,188
Coffee	\$707,750	Lamar	\$1,434,525
Colquitt		Lanier	\$741,500
Columbia		Laurens	
Cook		Lee	\$23,715
Coweta		Liberty	
Crawford	\$6,235	Lincoln	
Crisp		Long	
Dade		Lowndes	\$684,565
Dawson		Lumpkin	
Decatur		Macon	
DeKalb		Madison	
Dodge		Marion	
Dooly	\$32,240	McDuffie	
Dougherty		McIntosh	
Douglas		Meriwether	
Early		Miller	
Echols		Mitchell	
Effingham		Monroe	

Farm Gate Value 2007

Miscellaneous Row and Forage Crops

County	Farm Gate Value	County	Farm Gate Value
Montgomery		White	
Morgan	\$56,000	Whitfield	
Murray		Wilcox	
Muscogee		Wilkes	
Newton	\$13,200	Wilkinson	
Oconee		Worth	\$390,745
Oglethorpe		2007 Totals	\$11,714,949
Paulding		& averages	
Peach		Percent of Row and Forage Crops	0.70%
Pickens			
Pierce			
Pike	\$160,875		
Polk			
Pulaski	\$900,000		
Putnam			
Quitman			
Rabun			
Randolph	\$22,360		
Richmond	\$37,500		
Rockdale			
Schley			
Screven			
Seminole			
Spalding	\$336,528		
Stephens	\$15,000		
Stewart			
Sumter			
Talbot			
Taliaferro			
Tattnall			
Taylor			
Telfair			
Terrell			
Thomas			
Tift			
Toombs			
Towns	\$245,000		
Treutlen			
Troup			
Turner			
Twiggs			
Union	\$220,500		
Upson	\$86,500		
Walker			
Walton			
Ware			
Warren			
Washington	\$90,000		
Wayne			
Webster			
Wheeler	\$304,836		

Total Row and Forage Crops Value, 2007

Rank	County	Farm Gate Value	Rank	County	Farm Gate Value	Rank	County	Farm Gate Value
18	Appling	\$31,642,030	55	Evans	\$7,414,191	96	Newton	\$1,576,883
35	Atkinson	\$19,055,587	142	Fannin	\$219,480	88	Oconee	\$2,021,368
38	Bacon	\$17,109,620	144	Fayette	\$177,165	71	Oglethorpe	\$3,674,645
14	Baker	\$38,298,500	73	Floyd	\$3,381,850	138	Paulding	\$357,800
94	Baldwin	\$1,712,587	139	Forsyth	\$320,000	66	Peach	\$4,284,640
92	Banks	\$1,733,865	84	Franklin	\$2,337,086	119	Pickens	\$805,050
116	Barrow	\$921,500	143	Fulton	\$206,250	31	Pierce	\$20,372,828
65	Bartow	\$4,372,611	113	Gilmer	\$987,300	103	Pike	\$1,237,319
45	Ben Hill	\$13,737,143	70	Glascocok	\$3,708,364	86	Polk	\$2,058,293
21	Berrien	\$29,522,365	-	Glynn	\$0	22	Pulaski	\$29,303,566
122	Bibb	\$667,847	69	Gordon	\$3,757,027	85	Putnam	\$2,224,870
44	Bleckley	\$14,321,523	40	Grady	\$16,910,334	115	Quitman	\$970,883
100	Brantley	\$1,363,657	63	Greene	\$5,203,845	146	Rabun	\$112,542
11	Brooks	\$39,928,406	-	Gwinnett	\$0	27	Randolph	\$26,223,970
104	Bryan	\$1,231,915	78	Habersham	\$2,720,000	105	Richmond	\$1,231,010
10	Bulloch	\$40,656,357	97	Hall	\$1,483,500	149	Rockdale	\$30,548
12	Burke	\$39,566,375	118	Hancock	\$826,730	95	Schley	\$1,590,087
137	Butts	\$375,570	131	Haralson	\$554,280	28	Screven	\$24,204,803
17	Calhoun	\$31,795,329	93	Harris	\$1,732,550	9	Seminole	\$48,351,178
151	Camden	\$18,750	67	Hart	\$3,856,268	111	Spalding	\$1,059,168
37	Candler	\$17,430,050	140	Heard	\$315,955	132	Stephens	\$552,848
107	Carroll	\$1,200,000	98	Henry	\$1,438,550	81	Stewart	\$2,613,990
145	Catoosa	\$166,864	47	Houston	\$12,413,801	16	Sumter	\$32,748,288
134	Charlton	\$458,750	13	Irwin	\$39,428,335	110	Talbot	\$1,115,113
148	Chatham	\$36,615	89	Jackson	\$1,833,775	-	Taliaferro	\$0
147	Chattahoochee	\$56,250	76	Jasper	\$2,932,850	43	Tattnall	\$15,513,099
91	Chattooga	\$1,754,211	32	Jeff Davis	\$20,042,264	61	Taylor	\$5,478,303
128	Cherokee	\$580,668	23	Jefferson	\$29,241,146	52	Telfair	\$9,078,533
126	Clarke	\$601,488	42	Jenkins	\$16,507,693	15	Terrell	\$35,020,050
49	Clay	\$9,986,431	62	Johnson	\$5,384,562	19	Thomas	\$31,006,949
152	Clayton	\$10,500	121	Jones	\$704,063	25	Tift	\$28,425,215
108	Clinch	\$1,196,872	64	Lamar	\$4,759,898	56	Toombs	\$6,554,901
-	Cobb	\$0	51	Lanier	\$9,359,207	130	Towns	\$562,000
5	Coffee	\$51,597,777	41	Laurens	\$16,587,391	80	Treutlen	\$2,669,306
7	Colquitt	\$50,013,893	24	Lee	\$28,627,451	136	Troup	\$435,000
117	Columbia	\$884,380	141	Liberty	\$223,143	26	Turner	\$26,491,419
34	Cook	\$19,557,320	106	Lincoln	\$1,218,300	60	Twiggs	\$5,535,000
127	Coweta	\$590,873	99	Long	\$1,393,654	129	Union	\$569,335
114	Crawford	\$976,384	46	Lowndes	\$13,030,637	112	Upson	\$989,415
20	Crisp	\$30,273,522	124	Lumpkin	\$632,900	79	Walker	\$2,695,508
135	Dade	\$440,750	30	Macon	\$21,004,356	87	Walton	\$2,039,045
123	Dawson	\$635,450	82	Madison	\$2,578,469	54	Ware	\$7,689,722
6	Decatur	\$50,814,251	83	Marion	\$2,528,625	72	Warren	\$3,669,752
-	DeKalb	\$0	101	McDuffie	\$1,350,450	48	Washington	\$11,623,507
33	Dodge	\$19,809,257	-	McIntosh	\$0	39	Wayne	\$17,095,625
1	Dooly	\$66,687,858	120	Meriwether	\$755,000	59	Webster	\$5,837,523
50	Dougherty	\$9,856,438	8	Miller	\$48,734,639	53	Wheeler	\$8,185,116
150	Douglas	\$26,250	2	Mitchell	\$57,949,822	90	White	\$1,788,370
4	Early	\$55,507,969	133	Monroe	\$508,668	125	Whitfield	\$616,593
102	Echols	\$1,334,915	57	Montgomery	\$6,378,719	29	Wilcox	\$23,346,324
58	Effingham	\$5,966,725	74	Morgan	\$3,200,576	68	Wilkes	\$3,812,175
77	Elbert	\$2,878,923	75	Murray	\$3,090,428	109	Wilkinson	\$1,188,380
36	Emanuel	\$18,741,470	153	Muscogee	\$4,500	3	Worth	\$56,327,671
GEORGIA								\$1,681,026,208

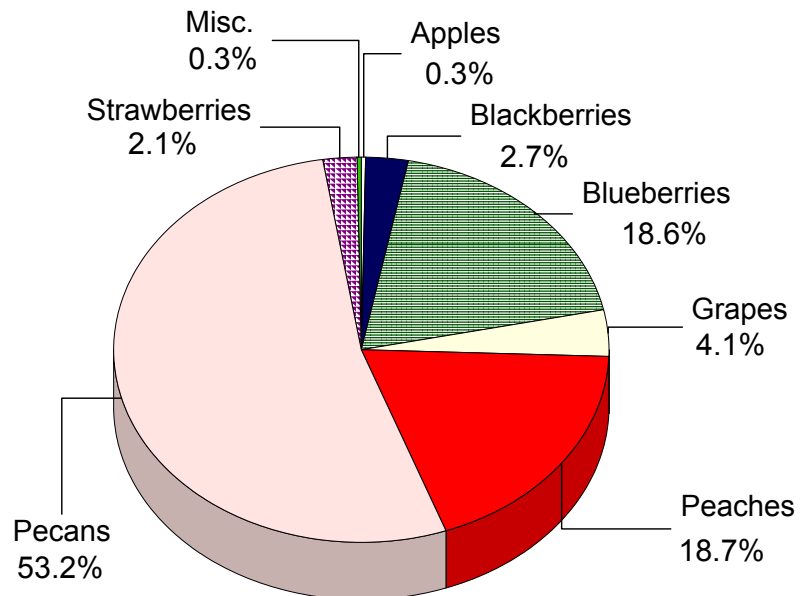
2007 Georgia Farm Gate Value

-Fruits and Nuts-

\$ 241,603,601

Fruits and Nuts

2007 Farm Gate Value



Apples

Farm Gate Value 2007

Rank	County	Acres	Farm Gate Value	Rank	County	Acres	Farm Gate Value
-	Appling		\$0	-	Elbert		\$0
-	Atkinson		\$0	-	Emanuel		\$0
-	Bacon		\$0	-	Evans		\$0
-	Baker		\$0	1	Fannin	220	\$313,673
-	Baldwin		\$0	12	Fayette	1	\$2,055
-	Banks		\$0	-	Floyd		\$0
-	Barrow		\$0	-	Forsyth		\$0
-	Bartow		\$0	-	Franklin		\$0
-	Ben Hill		\$0	5	Fulton	15	\$69,356
-	Berrien		\$0	2	Gilmer	225	\$113,539
-	Bibb		\$0	-	Glascock		\$0
-	Bleckley		\$0	-	Glynn		\$0
-	Brantley		\$0	-	Gordon		\$0
-	Brooks		\$0	-	Grady		\$0
-	Bryan		\$0	-	Greene		\$0
-	Bulloch		\$0	-	Gwinnett		\$0
-	Burke		\$0	-	Habersham		\$0
-	Butts		\$0	7	Hall	30	\$20,961
-	Calhoun		\$0	-	Hancock		\$0
-	Camden		\$0	6	Haralson	5	\$25,688
-	Candler		\$0	-	Harris		\$0
-	Carroll		\$0	-	Hart		\$0
-	Catoosa		\$0	-	Heard		\$0
-	Charlton		\$0	-	Henry		\$0
-	Chatham		\$0	-	Houston		\$0
-	Chattahoochee		\$0	-	Irwin		\$0
-	Chattooga		\$0	-	Jackson		\$0
-	Cherokee		\$0	-	Jasper		\$0
-	Clarke		\$0	-	Jeff Davis		\$0
-	Clay		\$0	-	Jefferson		\$0
-	Clayton		\$0	-	Jenkins		\$0
-	Clinch		\$0	-	Johnson		\$0
-	Cobb		\$0	-	Jones		\$0
-	Coffee		\$0	-	Lamar		\$0
-	Colquitt		\$0	-	Lanier		\$0
-	Columbia		\$0	-	Laurens		\$0
-	Cook		\$0	-	Lee		\$0
-	Coweta		\$0	-	Liberty		\$0
-	Crawford		\$0	10	Lincoln	4	\$11,919
-	Crisp		\$0	-	Long		\$0
-	Dade		\$0	-	Lowndes		\$0
-	Dawson		\$0	-	Lumpkin		\$0
11	Decatur	2	\$10,493	-	Macon		\$0
-	DeKalb		\$0	8	Madison	6	\$19,728
-	Dodge		\$0	-	Marion		\$0
-	Dooly		\$0	-	McDuffie		\$0
-	Dougherty		\$0	-	McIntosh		\$0
-	Douglas		\$0	-	Meriwether		\$0
-	Early		\$0	-	Miller		\$0
-	Echols		\$0	-	Mitchell		\$0
-	Effingham		\$0	-	Monroe		\$0

Apples

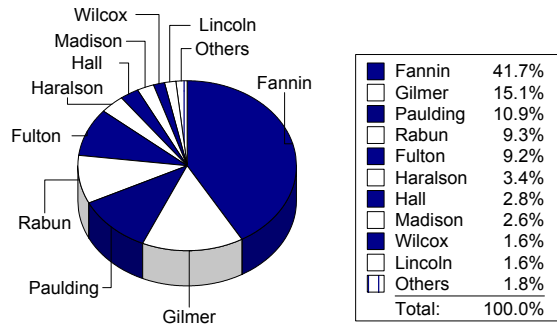
Farm Gate Value 2007

Rank	County	Acres	Farm Gate Value
-	Montgomery		\$0
-	Morgan		\$0
-	Murray		\$0
-	Muscogee		\$0
-	Newton		\$0
-	Oconee		\$0
-	Oglethorpe		\$0
3	Paulding	25	\$82,200
-	Peach		\$0
-	Pickens		\$0
-	Pierce		\$0
-	Pike		\$0
-	Polk		\$0
-	Pulaski		\$0
-	Putnam		\$0
-	Quitman		\$0
4	Rabun	85	\$69,870
-	Randolph		\$0
-	Richmond		\$0
-	Rockdale		\$0
-	Schley		\$0
-	Screven		\$0
-	Seminole		\$0
-	Spalding		\$0
-	Stephens		\$0
-	Stewart		\$0
-	Sumter		\$0
-	Talbot		\$0
-	Taliaferro		\$0
-	Tattnall		\$0
-	Taylor		\$0
-	Telfair		\$0
-	Terrell		\$0
-	Thomas		\$0
-	Tift		\$0
-	Toombs		\$0
-	Towns		\$0
-	Treutlen		\$0
-	Troup		\$0
-	Turner		\$0
-	Twiggs		\$0
-	Union		\$0
13	Upson	1	\$699
-	Walker		\$0
-	Walton		\$0
-	Ware		\$0
-	Warren		\$0
-	Washington		\$0
-	Wayne		\$0
-	Webster		\$0
-	Wheeler		\$0

Rank	County	Acres	Farm Gate Value
-	White		\$0
-	Whitfield		\$0
9	Wilcox	3	\$12,330
-	Wilkes		\$0
-	Wilkinson		\$0
-	Worth		\$0
2007 Totals		622	\$752,510

Percent of Fruits and Nuts 0.31%

Top Ten Counties For Apples



Top Ten Counties Apples		
County	Acres	Farm Gate Value
Fannin	220	\$313,673
Gilmer	225	\$113,539
Paulding	25	\$82,200
Rabun	85	\$69,870
Fulton	15	\$69,356
Haralson	5	\$25,688
Hall	30	\$20,961
Madison	6	\$19,728
Wilcox	3	\$12,330
Lincoln	4	\$11,919

Blackberries

Farm Gate Value 2007

Rank	County	Acres	Farm Gate Value	Rank	County	Acres	Farm Gate Value
4	Appling	50	\$725,000	28	Elbert	2	\$1,410
21	Atkinson	2	\$14,100	26	Emanuel	1	\$4,230
-	Bacon		\$0	-	Evans		\$0
-	Baker		\$0	-	Fannin		\$0
-	Baldwin		\$0	13	Fayette	12	\$59,220
-	Banks		\$0	-	Floyd		\$0
-	Barrow		\$0	-	Forsyth		\$0
-	Bartow		\$0	19	Franklin	2	\$15,225
-	Ben Hill		\$0	-	Fulton		\$0
1	Berrien	57	\$1,596,000	-	Gilmer		\$0
-	Bibb		\$0	-	Glascock		\$0
-	Bleckley		\$0	-	Glynn		\$0
-	Brantley		\$0	-	Gordon		\$0
-	Brooks		\$0	-	Grady		\$0
-	Bryan		\$0	-	Greene		\$0
-	Bulloch		\$0	-	Gwinnett		\$0
-	Burke		\$0	-	Habersham		\$0
9	Butts	7	\$91,350	-	Hall		\$0
-	Calhoun		\$0	11	Hancock	40	\$81,200
-	Camden		\$0	-	Haralson		\$0
18	Candler	4	\$23,040	-	Harris		\$0
-	Carroll		\$0	-	Hart		\$0
-	Catoosa		\$0	-	Heard		\$0
17	Charlton	4	\$28,200	-	Henry		\$0
28	Chatham	1	\$1,410	-	Houston		\$0
-	Chattahoochee		\$0	3	Irwin	54	\$783,000
-	Chattooga		\$0	-	Jackson		\$0
21	Cherokee	5	\$14,100	-	Jasper		\$0
-	Clarke		\$0	12	Jeff Davis	5	\$72,500
-	Clay		\$0	-	Jefferson		\$0
-	Clayton		\$0	-	Jenkins		\$0
5	Clinch	25	\$465,000	-	Johnson		\$0
-	Cobb		\$0	25	Jones	1	\$4,935
6	Coffee	25	\$435,000	24	Lamar	2	\$5,640
-	Colquitt		\$0	2	Lanier	72	\$1,551,550
-	Columbia		\$0	-	Laurens		\$0
-	Cook		\$0	-	Lee		\$0
-	Coweta		\$0	-	Liberty		\$0
-	Crawford		\$0	-	Lincoln		\$0
-	Crisp		\$0	22	Long	2	\$11,280
-	Dade		\$0	-	Lowndes		\$0
-	Dawson		\$0	-	Lumpkin		\$0
-	Decatur		\$0	-	Macon		\$0
-	DeKalb		\$0	21	Madison	2	\$14,100
23	Dodge	1	\$7,050	-	Marion		\$0
-	Dooly		\$0	-	McDuffie		\$0
-	Dougherty		\$0	-	McIntosh		\$0
-	Douglas		\$0	15	Meriwether	7	\$34,545
-	Early		\$0	-	Miller		\$0
10	Echols	6	\$87,541	29	Mitchell	1	\$465
-	Effingham		\$0	-	Monroe		\$0

Blackberries

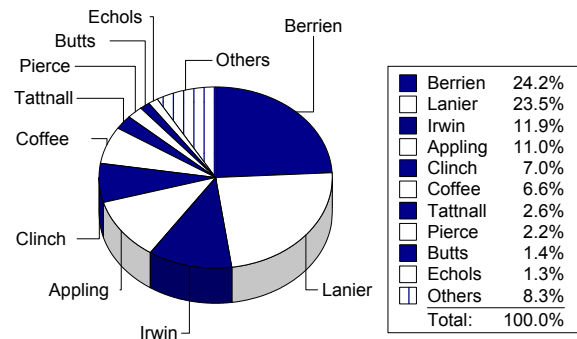
Farm Gate Value 2007

Rank	County	Acres	Farm Gate Value
-	Montgomery		\$0
-	Morgan		\$0
-	Murray		\$0
-	Muscogee		\$0
17	Newton	4	\$28,200
27	Oconee	1	\$3,525
-	Oglethorpe		\$0
-	Paulding		\$0
-	Peach		\$0
30	Pickens	1	\$58
8	Pierce	10	\$145,000
22	Pike	2	\$11,280
-	Polk		\$0
-	Pulaski		\$0
25	Putnam	1	\$4,935
-	Quitman		\$0
-	Rabun		\$0
-	Randolph		\$0
-	Richmond		\$0
-	Rockdale		\$0
-	Schley		\$0
23	Screven	1	\$7,050
26	Seminole	1	\$4,230
-	Spalding		\$0
-	Stephens		\$0
-	Stewart		\$0
-	Sumter		\$0
-	Talbot		\$0
-	Taliaferro		\$0
7	Tattnall	14	\$173,200
-	Taylor		\$0
-	Telfair		\$0
-	Terrell		\$0
-	Thomas		\$0
-	Tift		\$0
-	Toombs		\$0
-	Towns		\$0
-	Treutlen		\$0
-	Troup		\$0
-	Turner		\$0
-	Twiggs		\$0
-	Union		\$0
20	Upson	1	\$14,500
-	Walker		\$0
-	Walton		\$0
-	Ware		\$0
-	Warren		\$0
-	Washington		\$0
16	Wayne	3	\$32,445
-	Webster		\$0
-	Wheeler		\$0

Rank	County	Acres	Farm Gate Value
-	White		\$0
-	Whitfield		\$0
23	Wilcox	1	\$7,050
-	Wilkes		\$0
-	Wilkinson		\$0
14	Worth	5	\$42,300
2007 Totals		433	\$6,600,864

Percent of Fruits and Nuts 2.73%

Top Ten Counties For Blackberries



Top Ten Counties Blackberries		
County	Acres	Farm Gate Value
Berrien	57	\$1,596,000
Lanier	72	\$1,551,550
Irwin	54	\$783,000
Appling	50	\$725,000
Clinch	25	\$465,000
Coffee	25	\$435,000
Tattnall	14	\$173,200
Pierce	10	\$145,000
Butts	7	\$91,350
Echols	6	\$87,541

Blueberries

Farm Gate Value 2007

Rank	County	Acres	Farm Gate Value	Rank	County	Acres	Farm Gate Value
3	Appling	2,200	\$5,225,000	-	Elbert		\$0
12	Atkinson	114	\$611,040	50	Emanuel	4	\$18,000
2	Bacon	3,900	\$9,792,000	40	Evans	5	\$35,000
-	Baker		\$0	-	Fannin		\$0
31	Baldwin	12	\$64,320	26	Fayette	14	\$98,960
-	Banks		\$0	39	Floyd	10	\$37,000
76	Barrow	3	\$450	-	Forsyth		\$0
-	Bartow		\$0	-	Franklin		\$0
-	Ben Hill		\$0	-	Fulton		\$0
16	Berrien	105	\$279,300	-	Gilmer		\$0
-	Bibb		\$0	-	Glascock		\$0
-	Bleckley		\$0	-	Glynn		\$0
11	Brantley	101	\$618,489	61	Gordon	1	\$10,184
31	Brooks	20	\$64,320	-	Grady		\$0
73	Bryan	25	\$2,500	52	Greene	3	\$16,080
28	Bulloch	10	\$88,800	29	Gwinnett	10	\$67,000
29	Burke	25	\$67,000	21	Habersham	40	\$164,000
24	Butts	10	\$120,600	41	Hall	5	\$32,500
-	Calhoun		\$0	43	Hancock	20	\$26,800
30	Camden	11	\$64,856	66	Haralson	4	\$5,360
36	Candler	40	\$42,880	19	Harris	25	\$183,348
70	Carroll	14	\$3,884	63	Hart	6	\$9,000
-	Catoosa		\$0	-	Heard		\$0
60	Charlton	2	\$10,720	48	Henry	4	\$20,000
68	Chatham	5	\$4,375	74	Houston	6	\$1,500
-	Chattahoochee		\$0	32	Irwin	41	\$54,940
55	Chattooga	4	\$14,000	-	Jackson		\$0
54	Cherokee	11	\$14,740	-	Jasper		\$0
58	Clarke	5	\$12,060	8	Jeff Davis	196	\$1,050,560
-	Clay		\$0	-	Jefferson		\$0
-	Clayton		\$0	-	Jenkins		\$0
1	Clinch	1,275	\$11,244,000	78	Johnson	13	\$35
-	Cobb		\$0	-	Jones		\$0
7	Coffee	118	\$1,288,000	57	Lamar	5	\$12,500
10	Colquitt	76	\$673,850	22	Lanier	110	\$163,150
-	Columbia		\$0	20	Laurens	25	\$167,500
15	Cook	30	\$321,600	51	Lee	28	\$16,800
40	Coweta	7	\$35,000	72	Liberty	2	\$3,000
-	Crawford		\$0	-	Lincoln		\$0
-	Crisp		\$0	9	Long	139	\$869,880
59	Dade	4	\$11,280	18	Lowndes	49	\$244,200
-	Dawson		\$0	-	Lumpkin		\$0
-	Decatur		\$0	37	Macon	54	\$41,960
-	DeKalb		\$0	53	Madison	3	\$15,000
-	Dodge		\$0	69	Marion	1	\$4,020
-	Dooly		\$0	23	McDuffie	6	\$160,800
-	Dougherty		\$0	56	McIntosh	12	\$12,864
-	Douglas		\$0	17	Meriwether	42	\$256,940
-	Early		\$0	-	Miller		\$0
-	Echols		\$0	-	Mitchell		\$0
13	Effingham	40	\$444,600	47	Monroe	4	\$21,440

Blueberries

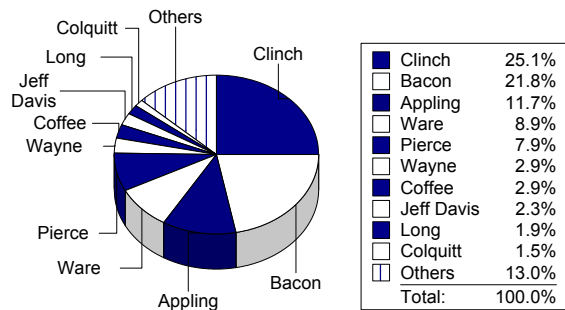
Farm Gate Value 2007

Rank	County	Acres	Farm Gate Value
-	Montgomery		\$0
-	Morgan		\$0
42	Murray	12	\$29,400
-	Muscogee		\$0
67	Newton	2	\$5,000
45	Oconee	4	\$24,948
-	Oglethorpe		\$0
63	Paulding	6	\$9,000
71	Peach	1	\$3,600
77	Pickens	5	\$114
5	Pierce	335	\$3,557,981
57	Pike	4	\$12,500
75	Polk	1	\$1,340
-	Pulaski		\$0
50	Putnam	3	\$18,000
-	Quitman		\$0
34	Rabun	10	\$49,000
-	Randolph		\$0
62	Richmond	2	\$10,000
33	Rockdale	5	\$54,375
-	Schley		\$0
-	Screven		\$0
44	Seminole	4	\$26,500
-	Spalding		\$0
-	Stephens		\$0
-	Stewart		\$0
49	Sumter	2	\$18,224
-	Talbot		\$0
-	Taliaferro		\$0
27	Tattnall	18	\$90,000
64	Taylor	2	\$7,500
-	Telfair		\$0
47	Terrell	2	\$21,440
14	Thomas	34	\$373,592
-	Tift		\$0
38	Toombs	14	\$39,440
65	Towns	4	\$7,200
-	Treutlen		\$0
25	Troup	12	\$112,560
35	Turner	36	\$47,972
-	Twiggs		\$0
67	Union	2	\$5,000
47	Upson	4	\$21,440
-	Walker		\$0
46	Walton	10	\$22,080
4	Ware	620	\$3,984,240
-	Warren		\$0
66	Washington	1	\$5,360
6	Wayne	449	\$1,308,760
-	Webster		\$0
-	Wheeler		\$0

Rank	County	Acres	Farm Gate Value
-	White		\$0
-	Whitfield		\$0
52	Wilcox	6	\$16,080
-	Wilkes		\$0
-	Wilkinson		\$0
-	Worth		\$0
2007 Totals		10,664	\$44,822,632

Percent of Fruits and Nuts 18.55%

Top Ten Counties For Blueberries



Top Ten Counties Blueberries		
County	Acres	Farm Gate Value
Clinch	1,275	\$11,244,000
Bacon	3,900	\$9,792,000
Appling	2,200	\$5,225,000
Ware	620	\$3,984,240
Pierce	335	\$3,557,981
Wayne	449	\$1,308,760
Coffee	118	\$1,288,000
Jeff Davis	196	\$1,050,560
Long	139	\$869,880
Colquitt	76	\$673,850

Grapes

Farm Gate Value 2007

Rank	County	Acres	Farm Gate Value	Rank	County	Acres	Farm Gate Value
34	Appling	5	\$26,250	-	Elbert		\$0
-	Atkinson		\$0	-	Emanuel		\$0
-	Bacon		\$0	-	Evans		\$0
-	Baker		\$0	39	Fannin	3	\$16,950
42	Baldwin	3	\$14,573	16	Fayette	15	\$75,900
52	Banks	2	\$5,520	36	Floyd	5	\$23,050
43	Barrow	57	\$13,253	-	Forsyth		\$0
-	Bartow		\$0	-	Franklin		\$0
-	Ben Hill		\$0	23	Fulton	10	\$49,680
6	Berrien	85	\$471,240	-	Gilmer		\$0
-	Bibb		\$0	-	Glascock		\$0
-	Bleckley		\$0	-	Glynn		\$0
-	Brantley		\$0	54	Gordon	1	\$4,538
38	Brooks	5	\$18,400	38	Grady	5	\$18,400
25	Bryan	15	\$41,400	-	Greene		\$0
10	Bulloch	41	\$215,780	-	Gwinnett		\$0
-	Burke		\$0	11	Habersham	52	\$193,440
17	Butts	10	\$68,250	14	Hall	20	\$105,000
3	Calhoun	180	\$1,071,360	22	Hancock	70	\$54,985
37	Camden	4	\$20,240	-	Haralson		\$0
35	Candler	4	\$25,200	-	Harris		\$0
44	Carroll	5	\$11,500	63	Hart	1	\$920
62	Catoosa	2	\$930	-	Heard		\$0
30	Charlton	6	\$29,462	48	Henry	4	\$9,200
-	Chatham		\$0	-	Houston		\$0
-	Chattahoochee		\$0	1	Irwin	405	\$2,178,792
-	Chattooga		\$0	-	Jackson		\$0
-	Cherokee		\$0	24	Jasper	10	\$48,576
-	Clarke		\$0	-	Jeff Davis		\$0
-	Clay		\$0	53	Jefferson	2	\$4,968
-	Clayton		\$0	-	Jenkins		\$0
-	Clinch		\$0	56	Johnson	2	\$2,576
-	Cobb		\$0	-	Jones		\$0
4	Coffee	100	\$1,050,000	33	Lamar	8	\$26,400
-	Colquitt		\$0	-	Lanier		\$0
-	Columbia		\$0	-	Laurens		\$0
18	Cook	10	\$66,780	-	Lee		\$0
24	Coweta	10	\$48,576	59	Liberty	1	\$1,840
-	Crawford		\$0	20	Lincoln	15	\$62,100
-	Crisp		\$0	21	Long	15	\$59,350
-	Dade		\$0	5	Lowndes	49	\$637,390
-	Dawson		\$0	7	Lumpkin	58	\$346,051
-	Decatur		\$0	-	Macon		\$0
-	DeKalb		\$0	15	Madison	21	\$101,296
-	Dodge		\$0	-	Marion		\$0
-	Dooly		\$0	-	McDuffie		\$0
64	Dougherty	1	\$591	-	McIntosh		\$0
-	Douglas		\$0	9	Meriwether	50	\$243,000
-	Early		\$0	-	Miller		\$0
-	Echols		\$0	-	Mitchell		\$0
-	Effingham		\$0	40	Monroe	4	\$16,192

Grapes

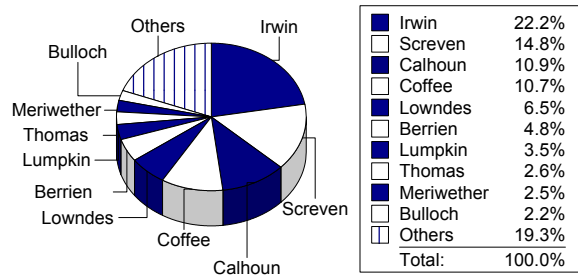
Farm Gate Value 2007

Rank	County	Acres	Farm Gate Value
45	Montgomery	2	\$11,160
-	Morgan		\$0
-	Murray		\$0
-	Muscogee		\$0
27	Newton	7	\$35,376
51	Oconee	1	\$6,984
-	Oglethorpe		\$0
32	Paulding	8	\$26,496
-	Peach		\$0
55	Pickens	5	\$2,599
47	Pierce	2	\$9,715
28	Pike	8	\$33,600
-	Polk		\$0
-	Pulaski		\$0
-	Putnam		\$0
-	Quitman		\$0
13	Rabun	30	\$111,600
-	Randolph		\$0
-	Richmond		\$0
41	Rockdale	2	\$14,880
-	Schley		\$0
2	Screven	300	\$1,457,280
50	Seminole	2	\$7,360
-	Spalding		\$0
60	Stephens	1	\$1,288
-	Stewart		\$0
61	Sumter	3	\$1,104
-	Talbot		\$0
-	Taliaferro		\$0
47	Tattnall	2	\$9,715
46	Taylor	3	\$11,040
-	Telfair		\$0
58	Terrell	5	\$2,100
8	Thomas	41	\$255,750
-	Tift		\$0
49	Toombs	5	\$8,464
-	Towns		\$0
29	Treutlen	8	\$30,912
31	Troup	10	\$27,600
-	Turner		\$0
-	Twiggs		\$0
-	Union		\$0
-	Upson		\$0
19	Walker	20	\$65,100
-	Walton		\$0
-	Ware		\$0
-	Warren		\$0
48	Washington	2	\$9,200
26	Wayne	24	\$40,650
-	Webster		\$0
-	Wheeler		\$0

Rank	County	Acres	Farm Gate Value
12	White	43	\$159,960
-	Whitfield		\$0
-	Wilcox		\$0
-	Wilkes		\$0
-	Wilkinson		\$0
57	Worth	5	\$2,300
2007 Totals		1,908	\$9,822,132

Percent of Fruits and Nuts 4.07%

Top Ten Counties For Grapes



Top Ten Counties Grapes		
County	Acres	Farm Gate Value
Irwin	405	\$2,178,792
Screven	300	\$1,457,280
Calhoun	180	\$1,071,360
Coffee	100	\$1,050,000
Lowndes	49	\$637,390
Berrien	85	\$471,240
Lumpkin	58	\$346,051
Thomas	41	\$255,750
Meriwether	50	\$243,000
Bulloch	41	\$215,780

Peaches

Farm Gate Value 2007

Rank	County	Acres	Farm Gate Value	Rank	County	Acres	Farm Gate Value
36	Appling	3	\$6,000	-	Elbert		\$0
42	Atkinson	2	\$3,110	-	Emanuel		\$0
-	Bacon		\$0	-	Evans		\$0
-	Baker		\$0	-	Fannin		\$0
-	Baldwin		\$0	25	Fayette	5	\$24,750
-	Banks		\$0	-	Floyd		\$0
-	Barrow		\$0	-	Forsyth		\$0
-	Bartow		\$0	27	Franklin	15	\$21,600
-	Ben Hill		\$0	15	Fulton	10	\$54,000
-	Berrien		\$0	-	Gilmer		\$0
-	Bibb		\$0	-	Glascocock		\$0
-	Bleckley		\$0	-	Glynn		\$0
-	Brantley		\$0	-	Gordon		\$0
5	Brooks	1,500	\$2,160,000	-	Grady		\$0
-	Bryan		\$0	-	Greene		\$0
20	Bulloch	20	\$40,000	-	Gwinnett		\$0
-	Burke		\$0	12	Habersham	150	\$281,640
-	Butts		\$0	-	Hall		\$0
-	Calhoun		\$0	32	Hancock	25	\$9,000
-	Camden		\$0	38	Haralson	10	\$5,400
-	Candler		\$0	-	Harris		\$0
-	Carroll		\$0	33	Hart	28	\$8,064
-	Catoosa		\$0	-	Heard		\$0
-	Charlton		\$0	7	Henry	100	\$900,000
-	Chatham		\$0	42	Houston	2	\$3,110
-	Chattahoochee		\$0	42	Irwin	2	\$3,110
-	Chattooga		\$0	-	Jackson		\$0
-	Cherokee		\$0	16	Jasper	10	\$51,408
-	Clarke		\$0	-	Jeff Davis		\$0
-	Clay		\$0	-	Jefferson		\$0
-	Clayton		\$0	46	Jenkins	3	\$22
-	Clinch		\$0	-	Johnson		\$0
-	Cobb		\$0	-	Jones		\$0
34	Coffee	5	\$7,920	-	Lamar		\$0
-	Colquitt		\$0	-	Lanier		\$0
-	Columbia		\$0	-	Laurens		\$0
8	Cook	93	\$466,042	-	Lee		\$0
41	Coweta	2	\$3,240	-	Liberty		\$0
3	Crawford	1,267	\$8,939,952	43	Lincoln	15	\$1,080
-	Crisp		\$0	45	Long	1	\$263
-	Dade		\$0	-	Lowndes		\$0
-	Dawson		\$0	-	Lumpkin		\$0
37	Decatur	8	\$5,880	4	Macon	2,617	\$3,768,480
-	DeKalb		\$0	26	Madison	13	\$22,102
14	Dodge	75	\$78,750	-	Marion		\$0
11	Dooly	60	\$302,400	-	McDuffie		\$0
44	Dougherty	1	\$540	-	McIntosh		\$0
-	Douglas		\$0	-	Meriwether		\$0
-	Early		\$0	-	Miller		\$0
-	Echols		\$0	17	Mitchell	7	\$48,888
39	Effingham	3	\$4,666	10	Monroe	271	\$421,459

Peaches

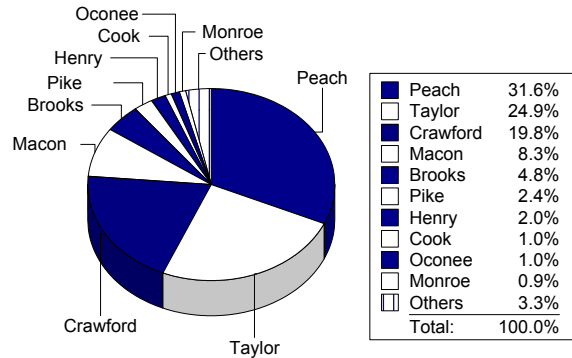
Farm Gate Value 2007

Rank	County	Acres	Farm Gate Value
-	Montgomery		\$0
18	Morgan	12	\$46,800
-	Murray		\$0
-	Muscogee		\$0
-	Newton		\$0
9	Oconee	120	\$432,000
-	Oglethorpe		\$0
40	Paulding	7	\$4,375
1	Peach	2,201	\$14,260,000
-	Pickens		\$0
28	Pierce	151	\$18,796
6	Pike	250	\$1,080,000
-	Polk		\$0
-	Pulaski		\$0
-	Putnam		\$0
-	Quitman		\$0
24	Rabun	10	\$25,200
-	Randolph		\$0
-	Richmond		\$0
-	Rockdale		\$0
-	Schley		\$0
19	Screven	28	\$43,546
13	Seminole	45	\$215,100
-	Spalding		\$0
-	Stephens		\$0
-	Stewart		\$0
-	Sumter		\$0
35	Talbot	2	\$6,480
-	Taliaferro		\$0
23	Tattnall	30	\$27,216
2	Taylor	1,840	\$11,260,800
-	Telfair		\$0
43	Terrell	5	\$1,080
21	Thomas	8	\$31,680
29	Tift	12	\$18,662
-	Toombs		\$0
-	Towns		\$0
-	Treutlen		\$0
-	Troup		\$0
-	Turner		\$0
-	Twiggs		\$0
-	Union		\$0
42	Upson	2	\$3,110
-	Walker		\$0
-	Walton		\$0
-	Ware		\$0
-	Warren		\$0
31	Washington	3	\$11,700
30	Wayne	3	\$12,900
-	Webster		\$0
-	Wheeler		\$0

Rank	County	Acres	Farm Gate Value
-	White		\$0
-	Whitfield		\$0
22	Wilcox	11	\$27,500
-	Wilkes		\$0
-	Wilkinson		\$0
-	Worth		\$0
2007 Totals		11,063	\$45,169,822

Percent of Fruits and Nuts 18.70%

Top Ten Counties For Peaches



Top Ten Counties Peaches		
County	Acres	Farm Gate Value
Peach	2,201	\$14,260,000
Taylor	1,840	\$11,260,800
Crawford	1,267	\$8,939,952
Macon	2,617	\$3,768,480
Brooks	1,500	\$2,160,000
Pike	250	\$1,080,000
Henry	100	\$900,000
Cook	93	\$466,042
Oconee	120	\$432,000
Monroe	271	\$421,459

Pecans

Farm Gate Value 2007

Rank	County	Acres	Farm Gate Value	Rank	County	Acres	Farm Gate Value
42	Appling	450	\$450,000	84	Elbert	100	\$25,000
54	Atkinson	203	\$203,000	40	Emanuel	694	\$631,540
51	Bacon	250	\$250,000	27	Evans	720	\$1,108,800
37	Baker	500	\$750,000	-	Fannin		\$0
92	Baldwin	95	\$14,250	-	Fayette		\$0
-	Banks		\$0	-	Floyd		\$0
99	Barrow	10	\$1,500	-	Forsyth		\$0
-	Bartow		\$0	100	Franklin	20	\$1,400
19	Ben Hill	2,000	\$2,000,000	-	Fulton		\$0
15	Berrien	2,280	\$2,736,000	-	Gilmer		\$0
64	Bibb	94	\$122,200	96	Glascocock	40	\$6,000
67	Bleckley	399	\$99,750	-	Glynn		\$0
-	Brantley		\$0	-	Gordon		\$0
16	Brooks	2,400	\$2,400,000	18	Grady	2,652	\$2,121,600
88	Bryan	25	\$17,500	-	Greene		\$0
11	Bulloch	2,400	\$3,360,000	-	Gwinnett		\$0
13	Burke	3,700	\$2,775,000	-	Habersham		\$0
79	Butts	30	\$45,000	99	Hall	3	\$1,500
5	Calhoun	3,603	\$5,764,800	55	Hancock	500	\$200,000
-	Camden		\$0	98	Haralson	12	\$1,800
12	Candler	1,850	\$2,913,750	72	Harris	200	\$60,000
-	Carroll		\$0	60	Hart	150	\$165,000
-	Catoosa		\$0	-	Heard		\$0
86	Charlton	50	\$20,000	-	Henry		\$0
84	Chatham	50	\$25,000	14	Houston	3,657	\$2,742,750
-	Chattahoochee		\$0	31	Irwin	1,300	\$1,040,000
85	Chattooga	40	\$22,000	-	Jackson		\$0
-	Cherokee		\$0	-	Jasper		\$0
-	Clarke		\$0	82	Jeff Davis	35	\$35,000
93	Clay	36	\$13,500	61	Jefferson	670	\$160,800
-	Clayton		\$0	48	Jenkins	507	\$304,200
75	Clinch	100	\$50,000	80	Johnson	70	\$42,000
-	Cobb		\$0	-	Jones		\$0
57	Coffee	187	\$187,000	58	Lamar	300	\$180,000
24	Colquitt	789	\$1,420,200	22	Lanier	1,550	\$1,550,000
-	Columbia		\$0	71	Laurens	221	\$66,300
23	Cook	1,000	\$1,500,000	4	Lee	5,607	\$6,168,030
99	Coweta	20	\$1,500	-	Liberty		\$0
39	Crawford	1,773	\$709,200	-	Lincoln		\$0
7	Crisp	3,228	\$3,873,600	73	Long	42	\$52,500
-	Dade		\$0	9	Lowndes	3,500	\$3,500,000
-	Dawson		\$0	-	Lumpkin		\$0
28	Decatur	1,200	\$1,080,000	8	Macon	5,139	\$3,597,300
-	DeKalb		\$0	76	Madison	35	\$49,000
38	Dodge	600	\$720,000	77	Marion	83	\$45,650
20	Dooly	3,034	\$1,820,400	81	McDuffie	80	\$40,000
1	Dougherty	15,500	\$21,700,000	-	McIntosh		\$0
-	Douglas		\$0	66	Meriwether	250	\$112,500
56	Early	441	\$198,450	-	Miller		\$0
-	Echols		\$0	2	Mitchell	11,478	\$13,773,600
52	Effingham	200	\$240,000	94	Monroe	9	\$12,600

Pecans

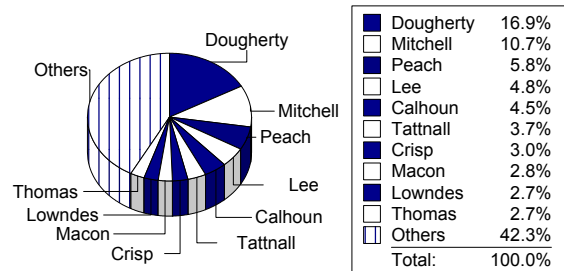
Farm Gate Value 2007

Rank	County	Acres	Farm Gate Value
34	Montgomery	931	\$914,242
65	Morgan	230	\$115,000
-	Murray		\$0
-	Muscogee		\$0
87	Newton	75	\$18,750
92	Oconee	15	\$14,250
-	Oglethorpe		\$0
95	Paulding	6	\$9,000
3	Peach	7,500	\$7,500,000
-	Pickens		\$0
36	Pierce	1,600	\$827,200
62	Pike	201	\$130,650
-	Polk		\$0
21	Pulaski	1,282	\$1,666,600
91	Putnam	130	\$14,300
97	Quitman	11	\$5,500
-	Rabun		\$0
41	Randolph	757	\$529,900
69	Richmond	250	\$87,500
-	Rockdale		\$0
49	Schley	285	\$285,000
-	Screven		\$0
29	Seminole	1,025	\$1,076,250
-	Spalding		\$0
89	Stephens	3	\$16,200
50	Stewart	381	\$266,700
17	Sumter	5,200	\$2,340,000
70	Talbot	55	\$71,500
-	Taliaferro		\$0
6	Tattnall	4,000	\$4,800,000
78	Taylor	95	\$45,125
47	Telfair	822	\$328,800
26	Terrell	1,650	\$1,155,000
10	Thomas	4,495	\$3,461,150
45	Tift	725	\$362,500
43	Toombs	891	\$445,500
-	Towns		\$0
68	Treutlen	121	\$96,800
90	Troup	25	\$15,000
35	Turner	1,237	\$865,900
59	Twiggs	305	\$167,750
-	Union		\$0
46	Upton	286	\$343,200
-	Walker		\$0
83	Walton	12	\$30,000
25	Ware	1,400	\$1,225,000
74	Warren	340	\$51,000
52	Washington	2,400	\$240,000
53	Wayne	350	\$227,500
44	Webster	547	\$382,900
33	Wheeler	1,100	\$935,000

Rank	County	Acres	Farm Gate Value
-	White		\$0
-	Whitfield		\$0
30	Wilcox	1,345	\$1,076,000
-	Wilkes		\$0
63	Wilkinson	200	\$130,000
32	Worth	862	\$948,200
2007 Totals		131,306	\$128,499,337

Percent of Fruits and Nuts 53.19%

Top Ten Counties For Pecans



Top Ten Counties Pecans		
County	Acres	Farm Gate Value
Dougherty	15,500	\$21,700,000
Mitchell	11,478	\$13,773,600
Peach	7,500	\$7,500,000
Lee	5,607	\$6,168,030
Calhoun	3,603	\$5,764,800
Tattnall	4,000	\$4,800,000
Crisp	3,228	\$3,873,600
Macon	5,139	\$3,597,300
Lowndes	3,500	\$3,500,000
Thomas	4,495	\$3,461,150

Strawberries

Farm Gate Value 2007

Rank	County	Acres	Farm Gate Value	Rank	County	Acres	Farm Gate Value
12	Appling	7	\$146,370	-	Elbert		\$0
-	Atkinson		\$0	-	Emanuel		\$0
-	Bacon		\$0	45	Evans	1	\$8,100
-	Baker		\$0	-	Fannin		\$0
-	Baldwin		\$0	18	Fayette	20	\$94,500
-	Banks		\$0	19	Floyd	2	\$90,573
-	Barrow		\$0	-	Forsyth		\$0
-	Bartow		\$0	35	Franklin	2	\$32,400
-	Ben Hill		\$0	-	Fulton		\$0
43	Berrien	1	\$12,150	-	Gilmer		\$0
13	Bibb	6	\$145,800	-	Glascock		\$0
-	Bleckley		\$0	-	Glynn		\$0
-	Brantley		\$0	-	Gordon		\$0
-	Brooks		\$0	-	Grady		\$0
47	Bryan	2	\$4,050	-	Greene		\$0
30	Bulloch	2	\$51,300	6	Gwinnett	4	\$195,816
20	Burke	3	\$81,180	15	Habersham	5	\$114,750
5	Butts	8	\$199,800	25	Hall	2	\$68,000
-	Calhoun		\$0	-	Hancock		\$0
51	Camden	1	\$135	-	Haralson		\$0
10	Candler	10	\$159,750	16	Harris	6	\$105,300
-	Carroll		\$0	38	Hart	1	\$20,250
-	Catoosa		\$0	-	Heard		\$0
-	Charlton		\$0	9	Henry	8	\$162,000
16	Chatham	6	\$105,300	-	Houston		\$0
-	Chattahoochee		\$0	36	Irwin	1	\$22,950
-	Chattooga		\$0	-	Jackson		\$0
-	Cherokee		\$0	-	Jasper		\$0
49	Clarke	5	\$1,230	-	Jeff Davis		\$0
-	Clay		\$0	22	Jefferson	3	\$76,478
46	Clayton	5	\$4,388	-	Jenkins		\$0
-	Clinch		\$0	-	Johnson		\$0
-	Cobb		\$0	-	Jones		\$0
-	Coffee		\$0	35	Lamar	2	\$32,400
34	Colquitt	2	\$37,873	-	Lanier		\$0
-	Columbia		\$0	-	Laurens		\$0
-	Cook		\$0	-	Lee		\$0
32	Coweta	2	\$45,900	-	Liberty		\$0
-	Crawford		\$0	-	Lincoln		\$0
-	Crisp		\$0	-	Long		\$0
-	Dade		\$0	26	Lowndes	5	\$67,500
-	Dawson		\$0	4	Lumpkin	10	\$216,000
-	Decatur		\$0	21	Macon	4	\$81,000
-	DeKalb		\$0	-	Madison		\$0
21	Dodge	4	\$81,000	-	Marion		\$0
-	Dooly		\$0	-	McDuffie		\$0
-	Dougherty		\$0	-	McIntosh		\$0
-	Douglas		\$0	42	Meriwether	10	\$13,500
-	Early		\$0	33	Miller	3	\$43,050
-	Echols		\$0	23	Mitchell	4	\$69,930
32	Effingham	2	\$45,900	36	Monroe	1	\$22,950

Strawberries

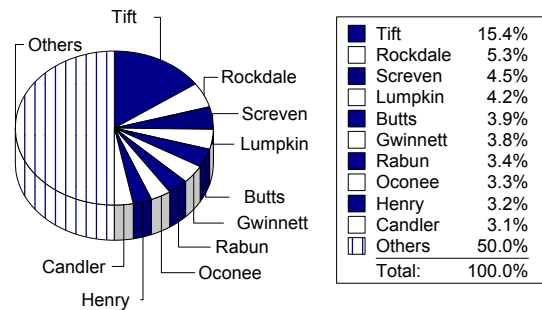
Farm Gate Value 2007

Rank	County	Acres	Farm Gate Value
29	Montgomery	2	\$59,040
-	Morgan		\$0
-	Murray		\$0
-	Muscogee		\$0
50	Newton	1	\$743
8	Oconee	6	\$168,300
-	Oglethorpe		\$0
48	Paulding	2	\$2,160
28	Peach	4	\$63,360
52	Pickens	0	\$74
-	Pierce		\$0
40	Pike	1	\$16,200
-	Polk		\$0
-	Pulaski		\$0
-	Putnam		\$0
-	Quitman		\$0
7	Rabun	10	\$172,200
-	Randolph		\$0
-	Richmond		\$0
2	Rockdale	10	\$270,000
-	Schley		\$0
3	Screven	10	\$229,500
44	Seminole	2	\$10,109
-	Spalding		\$0
-	Stephens		\$0
-	Stewart		\$0
37	Sumter	2	\$21,600
39	Talbot	1	\$18,450
-	Taliaferro		\$0
24	Tattnall	3	\$68,850
27	Taylor	4	\$64,800
-	Telfair		\$0
-	Terrell		\$0
-	Thomas		\$0
1	Tift	37	\$787,950
41	Toombs	1	\$13,703
-	Towns		\$0
-	Treutlen		\$0
-	Troup		\$0
31	Turner	2	\$48,600
-	Twiggs		\$0
-	Union		\$0
-	Upson		\$0
-	Walker		\$0
38	Walton	1	\$20,250
35	Ware	2	\$32,400
-	Warren		\$0
-	Washington		\$0
17	Wayne	5	\$94,920
-	Webster		\$0
-	Wheeler		\$0

Rank	County	Acres	Farm Gate Value
-	White		\$0
-	Whitfield		\$0
11	Wilcox	7	\$157,950
-	Wilkes		\$0
-	Wilkinson		\$0
14	Worth	6	\$137,700
2007 Totals		277	\$5,118,430

Percent of Fruits and Nuts 2.12%

Top Ten Counties For Strawberries



Top Ten Counties Strawberries		
County	Acres	Farm Gate Value
Tift	37	\$787,950
Rockdale	10	\$270,000
Screven	10	\$229,500
Lumpkin	10	\$216,000
Butts	8	\$199,800
Gwinnett	4	\$195,816
Rabun	10	\$172,200
Oconee	6	\$168,300
Henry	8	\$162,000
Candler	10	\$159,750

Miscellaneous Fruits and Nuts

Farm Gate Value 2007

County	Farm Gate Value	County	Farm Gate Value
Appling		Effingham	
Atkinson		Elbert	
Bacon		Emanuel	
Baker		Evans	
Baldwin		Fannin	
Banks		Fayette	
Barrow		Floyd	
Bartow		Forsyth	
Ben Hill		Franklin	
Berrien		Fulton	
Bibb		Gilmer	
Bleckley		Glascocock	
Brantley		Glynn	
Brooks		Gordon	
Bryan		Grady	
Bulloch		Greene	
Burke		Gwinnett	
Butts		Habersham	
Calhoun		Hall	
Camden		Hancock	
Candler		Haralson	
Carroll		Harris	
Catoosa		Hart	
Charlton		Heard	
Chatham		Henry	
Chattahoochee		Houston	
Chattooga		Irwin	\$26,000
Cherokee		Jackson	
Clarke		Jasper	
Clay		Jeff Davis	
Clayton		Jefferson	
Clinch		Jenkins	
Cobb		Johnson	
Coffee		Jones	
Colquitt		Lamar	
Columbia		Lanier	\$90,000
Cook	\$125,280	Laurens	
Coweta		Lee	
Crawford	\$65,880	Liberty	
Crisp		Lincoln	
Dade		Long	
Dawson		Lowndes	
Decatur		Lumpkin	
DeKalb		Macon	
Dodge		Madison	
Dooly		Marion	
Dougherty		McDuffie	
Douglas		McIntosh	
Early		Meriwether	
Echols		Miller	

Miscellaneous Fruits and Nuts

Farm Gate Value 2007

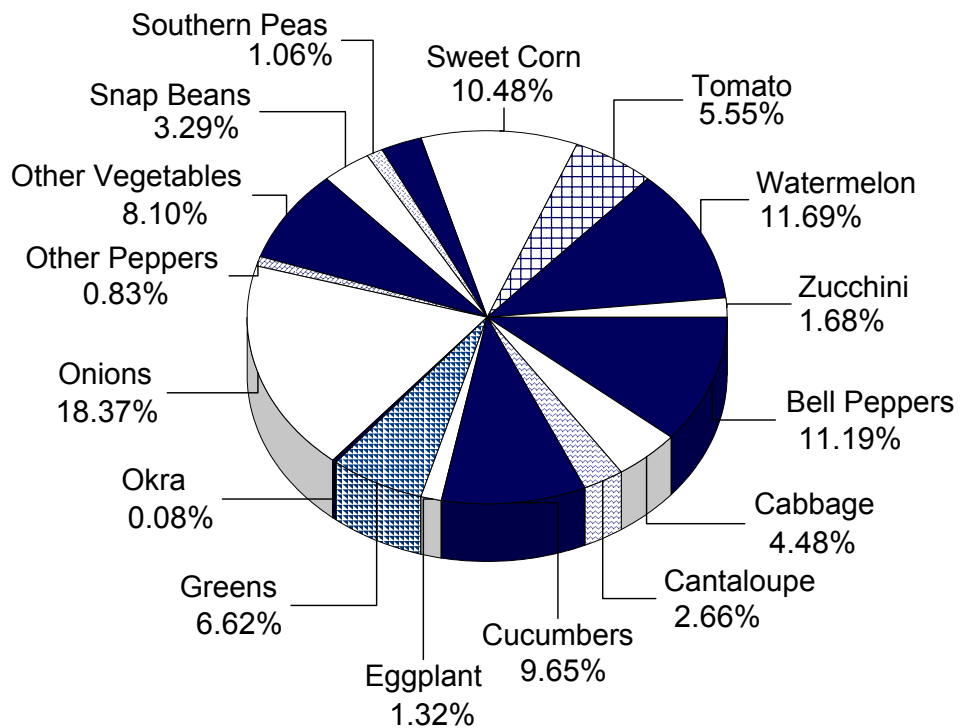
County	Farm Gate Value	County	Farm Gate Value
Mitchell		Wayne	
Monroe		Webster	
Montgomery		Wheeler	
Morgan		White	
Murray		Whitfield	
Muscogee		Wilcox	
Newton		Wilkes	
Oconee	\$875	Wilkinson	
Oglethorpe		Worth	
Paulding		2007 Totals	\$817,875
Peach		Percent of Fruits and Nuts	0.34%
Pickens			
Pierce	\$509,640		
Pike			
Polk			
Pulaski			
Putnam			
Quitman			
Rabun			
Randolph			
Richmond			
Rockdale	\$200		
Schley			
Screven			
Seminole			
Spalding			
Stephens			
Stewart			
Sumter			
Talbot			
Taliaferro			
Tattnall			
Taylor			
Telfair			
Terrell			
Thomas			
Tift			
Toombs			
Towns			
Treutlen			
Troup			
Turner			
Twiggs			
Union			
Upson			
Walker			
Walton			
Ware			
Warren			
Washington			

Total Fruits and Nuts Value, 2007

Rank	County	Farm Gate Value	Rank	County	Farm Gate Value	Rank	County	Farm Gate Value
10	Appling	\$6,578,620	42	Evans	\$1,151,900	105	Newton	\$88,069
51	Atkinson	\$831,250	71	Fannin	\$330,623	57	Oconee	\$650,882
6	Bacon	\$10,042,000	68	Fayette	\$355,385	-	Oglethorpe	\$0
53	Baker	\$750,000	92	Floyd	\$150,623	95	Paulding	\$133,231
103	Baldwin	\$93,143	-	Forsyth	\$0	1	Peach	\$21,826,960
134	Banks	\$5,520	110	Franklin	\$70,625	140	Pickens	\$2,844
126	Barrow	\$15,203	87	Fulton	\$173,036	15	Pierce	\$5,068,333
-	Bartow	\$0	98	Gilmer	\$113,539	38	Pike	\$1,284,230
32	Ben Hill	\$2,000,000	133	Glascocok	\$6,000	141	Polk	\$1,340
14	Berrien	\$5,094,690	-	Glynn	\$0	35	Pulaski	\$1,666,600
75	Bibb	\$268,000	127	Gordon	\$14,722	118	Putnam	\$37,235
100	Bleckley	\$99,750	29	Grady	\$2,140,000	135	Quitman	\$5,500
58	Brantley	\$618,489	124	Greene	\$16,080	64	Rabun	\$427,870
16	Brooks	\$4,642,720	78	Gwinnett	\$262,816	60	Randolph	\$529,900
111	Bryan	\$65,450	52	Habersham	\$753,830	101	Richmond	\$97,500
21	Bulloch	\$3,755,880	82	Hall	\$227,961	70	Rockdale	\$339,455
25	Burke	\$2,923,180	67	Hancock	\$371,985	74	Schley	\$285,000
61	Butts	\$525,000	117	Haralson	\$38,248	33	Screven	\$1,737,376
9	Calhoun	\$6,836,160	69	Harris	\$348,648	36	Seminole	\$1,339,549
107	Camden	\$85,231	84	Hart	\$203,234	-	Spalding	\$0
23	Candler	\$3,164,620	-	Heard	\$0	123	Stephens	\$17,488
125	Carroll	\$15,384	45	Henry	\$1,091,200	76	Stewart	\$266,700
142	Catoosa	\$930	26	Houston	\$2,747,360	28	Sumter	\$2,380,928
104	Charlton	\$88,382	19	Irwin	\$4,108,792	102	Talbot	\$96,430
93	Chatham	\$136,085	-	Jackson	\$0	-	Taliaferro	\$0
-	Chattahoochee	\$0	99	Jasper	\$99,984	13	Tattnall	\$5,168,981
119	Chattooga	\$36,000	41	Jeff Davis	\$1,158,060	5	Taylor	\$11,389,265
121	Cherokee	\$28,840	80	Jefferson	\$242,246	72	Telfair	\$328,800
129	Clarke	\$13,290	73	Jenkins	\$304,222	39	Terrell	\$1,179,620
128	Clay	\$13,500	115	Johnson	\$44,611	18	Thomas	\$4,122,172
139	Clayton	\$4,388	137	Jones	\$4,935	40	Tift	\$1,169,112
4	Clinch	\$11,759,000	79	Lamar	\$256,940	62	Toombs	\$507,107
-	Cobb	\$0	22	Lanier	\$3,354,700	132	Towns	\$7,200
24	Coffee	\$2,967,920	81	Laurens	\$233,800	97	Treutlen	\$127,712
30	Colquitt	\$2,131,924	11	Lee	\$6,184,830	91	Troup	\$155,160
-	Columbia	\$0	138	Liberty	\$4,840	48	Turner	\$962,472
27	Cook	\$2,479,702	108	Lincoln	\$75,099	88	Twiggs	\$167,750
94	Coweta	\$134,216	46	Long	\$993,273	136	Union	\$5,000
7	Crawford	\$9,715,032	17	Lowndes	\$4,449,090	65	Upson	\$382,949
20	Crisp	\$3,873,600	59	Lumpkin	\$562,051	112	Walker	\$65,100
131	Dade	\$11,280	8	Macon	\$7,488,740	109	Walton	\$72,330
-	Dawson	\$0	83	Madison	\$221,226	12	Ware	\$5,241,640
44	Decatur	\$1,096,373	114	Marion	\$49,670	113	Warren	\$51,000
-	DeKalb	\$0	85	McDuffie	\$200,800	77	Washington	\$266,260
50	Dodge	\$886,800	130	McIntosh	\$12,864	34	Wayne	\$1,717,175
31	Dooly	\$2,122,800	55	Meriwether	\$660,485	66	Webster	\$382,900
2	Dougherty	\$21,701,131	116	Miller	\$43,050	49	Wheeler	\$935,000
-	Douglas	\$0	3	Mitchell	\$13,892,883	90	White	\$159,960
86	Early	\$198,450	63	Monroe	\$494,641	-	Whitfield	\$0
106	Echols	\$87,541	47	Montgomery	\$984,442	37	Wilcox	\$1,296,910
54	Effingham	\$735,166	89	Morgan	\$161,800	-	Wilkes	\$0
122	Elbert	\$26,410	120	Murray	\$29,400	96	Wilkinson	\$130,000
56	Emanuel	\$653,770	-	Muscogee	\$0	43	Worth	\$1,130,500
GEORGIA								\$241,603,601

2007 Georgia Farm Gate Value -Vegetables- \$ 894,853,190

Vegetables 2007 Farm Gate Value



Bell Peppers

Farm Gate Value 2007

Rank	County	Acres	Farm Gate Value	Rank	County	Acres	Farm Gate Value
21	Appling	5.0	\$31,875	-	Effingham		\$0
14	Atkinson	12.0	\$229,500	-	Elbert		\$0
22	Bacon	5.0	\$25,500	-	Emanuel		\$0
-	Baker		\$0	-	Evans		\$0
-	Baldwin		\$0	-	Fannin		\$0
-	Banks		\$0	-	Fayette		\$0
-	Barrow		\$0	-	Floyd		\$0
-	Bartow		\$0	-	Forsyth		\$0
-	Ben Hill		\$0	-	Franklin		\$0
-	Berrien		\$0	-	Fulton		\$0
-	Bibb		\$0	-	Gilmer		\$0
-	Bleckley		\$0	-	Glascock		\$0
-	Brantley		\$0	-	Glynn		\$0
1	Brooks	1,320.0	\$29,056,500	31	Gordon	0.1	\$1,245
-	Bryan		\$0	12	Grady	42.0	\$332,000
25	Bulloch	2.0	\$16,600	-	Greene		\$0
-	Burke		\$0	-	Gwinnett		\$0
-	Butts		\$0	17	Habersham	3.0	\$74,700
-	Calhoun		\$0	24	Hall	2.0	\$17,430
-	Camden		\$0	16	Hancock	40.0	\$137,900
-	Candler		\$0	-	Haralson		\$0
-	Carroll		\$0	19	Harris	2.8	\$45,900
28	Catoosa	5.0	\$7,969	-	Hart		\$0
-	Charlton		\$0	-	Heard		\$0
-	Chatham		\$0	-	Henry		\$0
-	Chattahoochee		\$0	-	Houston		\$0
27	Chattooga	3.0	\$11,475	-	Irwin		\$0
-	Cherokee		\$0	-	Jackson		\$0
-	Clarke		\$0	-	Jasper		\$0
-	Clay		\$0	-	Jeff Davis		\$0
-	Clayton		\$0	30	Jefferson	0.5	\$1,753
9	Clinch	35.0	\$738,675	-	Jenkins		\$0
-	Cobb		\$0	-	Johnson		\$0
-	Coffee		\$0	-	Jones		\$0
2	Colquitt	1,420.0	\$19,085,200	-	Lamar		\$0
-	Columbia		\$0	-	Lanier		\$0
5	Cook	550.0	\$8,675,000	-	Laurens		\$0
-	Coweta		\$0	-	Lee		\$0
23	Crawford	1.6	\$23,118	-	Liberty		\$0
-	Crisp		\$0	-	Lincoln		\$0
-	Dade		\$0	-	Long		\$0
-	Dawson		\$0	6	Lowndes	491.0	\$7,613,107
18	Decatur	14.3	\$73,842	-	Lumpkin		\$0
-	DeKalb		\$0	-	Macon		\$0
-	Dodge		\$0	-	Madison		\$0
-	Dooly		\$0	-	Marion		\$0
-	Dougherty		\$0	-	McDuffie		\$0
-	Douglas		\$0	-	McIntosh		\$0
-	Early		\$0	-	Meriwether		\$0
4	Echols	775.0	\$13,868,966	-	Miller		\$0

Cabbage

Farm Gate Value 2007

Rank	County	Acres	Farm Gate Value	Rank	County	Acres	Farm Gate Value
23	Appling	5.0	\$14,180	-	Effingham		\$0
16	Atkinson	16.0	\$73,736	-	Elbert		\$0
15	Bacon	40.0	\$77,640	-	Emanuel		\$0
-	Baker		\$0	-	Evans		\$0
-	Baldwin		\$0	-	Fannin		\$0
-	Banks		\$0	-	Fayette		\$0
-	Barrow		\$0	-	Floyd		\$0
-	Bartow		\$0	-	Forsyth		\$0
29	Ben Hill	1.0	\$6,276	-	Franklin		\$0
13	Berrien	62.0	\$97,650	-	Fulton		\$0
-	Bibb		\$0	-	Gilmer		\$0
-	Bleckley		\$0	-	Glascock		\$0
-	Brantley		\$0	-	Glynn		\$0
5	Brooks	330.0	\$1,520,805	-	Gordon		\$0
-	Bryan		\$0	9	Grady	220.0	\$816,000
27	Bulloch	2.0	\$8,368	-	Greene		\$0
-	Burke		\$0	-	Gwinnett		\$0
-	Butts		\$0	-	Habersham		\$0
-	Calhoun		\$0	-	Hall		\$0
-	Camden		\$0	18	Hancock	50.0	\$42,278
-	Candler		\$0	-	Haralson		\$0
-	Carroll		\$0	24	Harris	3.0	\$13,826
30	Catoosa	0.5	\$1,046	-	Hart		\$0
-	Charlton		\$0	-	Heard		\$0
-	Chatham		\$0	-	Henry		\$0
-	Chattahoochee		\$0	-	Houston		\$0
28	Chattooga	3.0	\$6,381	-	Irwin		\$0
-	Cherokee		\$0	-	Jackson		\$0
-	Clarke		\$0	-	Jasper		\$0
-	Clay		\$0	-	Jeff Davis		\$0
-	Clayton		\$0	-	Jefferson		\$0
-	Clinch		\$0	-	Jenkins		\$0
-	Cobb		\$0	-	Johnson		\$0
-	Coffee		\$0	-	Jones		\$0
1	Colquitt	7,220.0	\$25,013,600	-	Lamar		\$0
-	Columbia		\$0	-	Lanier		\$0
3	Cook	700.0	\$2,782,325	-	Laurens		\$0
-	Coweta		\$0	-	Lee		\$0
22	Crawford	3.0	\$17,161	-	Liberty		\$0
-	Crisp		\$0	-	Lincoln		\$0
-	Dade		\$0	-	Long		\$0
-	Dawson		\$0	11	Lowndes	50.0	\$526,500
-	Decatur		\$0	-	Lumpkin		\$0
-	DeKalb		\$0	-	Macon		\$0
-	Dodge		\$0	-	Madison		\$0
-	Dooly		\$0	-	Marion		\$0
-	Dougherty		\$0	-	McDuffie		\$0
-	Douglas		\$0	-	McIntosh		\$0
-	Early		\$0	-	Meriwether		\$0
-	Echols		\$0	-	Miller		\$0

Cabbage

Farm Gate Value 2007

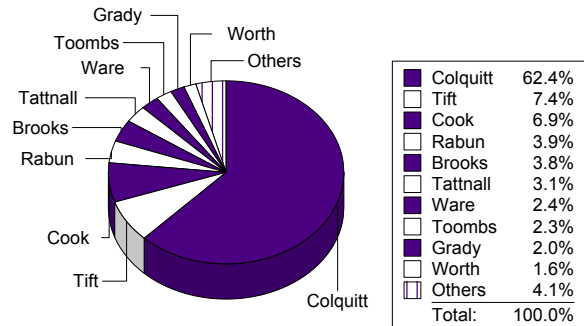
Rank	County	Acres	Farm Gate Value
-	Mitchell		\$0
-	Monroe		\$0
-	Montgomery		\$0
-	Morgan		\$0
-	Murray		\$0
-	Muscogee		\$0
19	Newton	5.0	\$31,380
-	Oconee		\$0
-	Oglethorpe		\$0
-	Paulding		\$0
-	Peach		\$0
32	Pickens	1.0	\$390
-	Pierce		\$0
-	Pike		\$0
-	Polk		\$0
14	Pulaski	24.0	\$92,748
-	Putnam		\$0
-	Quitman		\$0
4	Rabun	160.0	\$1,577,840
-	Randolph		\$0
-	Richmond		\$0
-	Rockdale		\$0
-	Schley		\$0
-	Screven		\$0
31	Seminole	0.5	\$709
-	Spalding		\$0
-	Stephens		\$0
-	Stewart		\$0
-	Sumter		\$0
-	Talbot		\$0
-	Taliaferro		\$0
6	Tattnall	200.0	\$1,255,200
-	Taylor		\$0
26	Telfair	2.0	\$10,460
-	Terrell		\$0
12	Thomas	120.0	\$501,972
2	Tift	570.0	\$2,954,700
8	Toombs	280.5	\$927,347
-	Towns		\$0
-	Treutlen		\$0
-	Troup		\$0
20	Turner	8.0	\$22,688
-	Twiggs		\$0
25	Union	15.0	\$12,320
-	Upson		\$0
-	Walker		\$0
-	Walton		\$0
7	Ware	190.0	\$975,600
-	Warren		\$0
21	Washington	6.0	\$21,060

Rank	County	Acres	Farm Gate Value
17	Wayne	17.0	\$66,161
-	Webster		\$0
-	Wheeler		\$0
-	White		\$0
-	Whitfield		\$0
-	Wilcox		\$0
-	Wilkes		\$0
-	Wilkinson		\$0
10	Worth	119.0	\$648,462
2007 Totals		10,424	\$40,116,806

Percent of Vegetables

4.48%

Top Ten Counties For Cabbage



Top Ten Counties Cabbage

County	Acres	Farm Gate Value
Colquitt	7,220	\$25,013,600
Tift	570	\$2,954,700
Cook	700	\$2,782,325
Rabun	160	\$1,577,840
Brooks	330	\$1,520,805
Tattnall	200	\$1,255,200
Ware	190	\$975,600
Toombs	281	\$927,347
Grady	220	\$816,000
Worth	119	\$648,462

Cantaloupe

Farm Gate Value 2007

Rank	County	Acres	Farm Gate Value	Rank	County	Acres	Farm Gate Value
28	Appling	5.0	\$16,100	22	Effingham	5.0	\$36,800
-	Atkinson		\$0	-	Elbert		\$0
-	Bacon		\$0	-	Emanuel		\$0
26	Baker	5.0	\$23,000	-	Evans		\$0
-	Baldwin		\$0	37	Fannin	2.0	\$3,312
-	Banks		\$0	43	Fayette	4.0	\$920
-	Barrow		\$0	31	Floyd	2.0	\$8,280
-	Bartow		\$0	-	Forsyth		\$0
23	Ben Hill	10.0	\$32,200	-	Franklin		\$0
12	Berrien	61.0	\$289,875	-	Fulton		\$0
-	Bibb		\$0	-	Gilmer		\$0
-	Bleckley		\$0	-	Glascock		\$0
-	Brantley		\$0	-	Glynn		\$0
13	Brooks	100.0	\$248,400	42	Gordon	0.5	\$1,049
-	Bryan		\$0	-	Grady		\$0
11	Bulloch	150.0	\$364,500	-	Greene		\$0
-	Burke		\$0	-	Gwinnett		\$0
-	Butts		\$0	-	Habersham		\$0
-	Calhoun		\$0	14	Hall	7.5	\$118,688
-	Camden		\$0	-	Hancock		\$0
-	Candler		\$0	-	Haralson		\$0
-	Carroll		\$0	28	Harris	7.0	\$16,100
-	Catoosa		\$0	40	Hart	2.0	\$1,800
-	Charlton		\$0	-	Heard		\$0
-	Chatham		\$0	-	Henry		\$0
-	Chattahoochee		\$0	-	Houston		\$0
32	Chattooga	3.5	\$8,050	-	Irwin		\$0
-	Cherokee		\$0	-	Jackson		\$0
-	Clarke		\$0	-	Jasper		\$0
-	Clay		\$0	-	Jeff Davis		\$0
-	Clayton		\$0	35	Jefferson	2.5	\$5,520
-	Clinch		\$0	-	Jenkins		\$0
-	Cobb		\$0	-	Johnson		\$0
-	Coffee		\$0	-	Jones		\$0
2	Colquitt	1,000.0	\$5,428,000	26	Lamar	10.0	\$23,000
-	Columbia		\$0	-	Lanier		\$0
-	Cook		\$0	39	Laurens	0.5	\$1,840
-	Coweta		\$0	-	Lee		\$0
38	Crawford	1.0	\$3,220	-	Liberty		\$0
6	Crisp	134.0	\$468,464	-	Lincoln		\$0
-	Dade		\$0	35	Long	2.0	\$5,520
-	Dawson		\$0	-	Lowndes		\$0
35	Decatur	2.0	\$5,520	-	Lumpkin		\$0
-	DeKalb		\$0	-	Macon		\$0
10	Dodge	100.0	\$368,000	27	Madison	8.0	\$20,040
7	Dooly	137.0	\$453,744	41	Marion	2.0	\$1,380
-	Dougherty		\$0	-	McDuffie		\$0
-	Douglas		\$0	-	McIntosh		\$0
-	Early		\$0	-	Meriwether		\$0
20	Echols	29.0	\$43,500	-	Miller		\$0

Cantaloupe

Farm Gate Value 2007

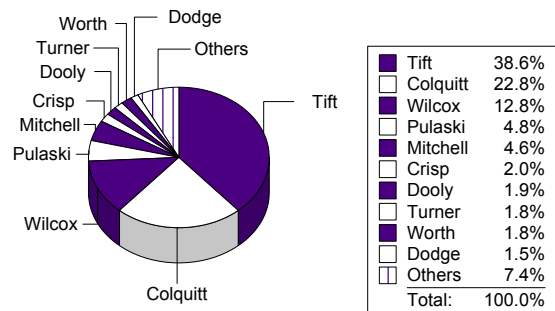
Rank	County	Acres	Farm Gate Value
5	Mitchell	124.0	\$1,083,760
-	Monroe		\$0
-	Montgomery		\$0
-	Morgan		\$0
-	Murray		\$0
-	Muscogee		\$0
-	Newton		\$0
-	Oconee		\$0
-	Oglethorpe		\$0
30	Paulding	5.0	\$11,500
-	Peach		\$0
-	Pickens		\$0
-	Pierce		\$0
33	Pike	3.0	\$6,900
-	Polk		\$0
4	Pulaski	300.0	\$1,136,200
-	Putnam		\$0
-	Quitman		\$0
29	Rabun	5.0	\$14,400
-	Randolph		\$0
34	Richmond	2.0	\$6,440
45	Rockdale	0.5	\$63
-	Schley		\$0
-	Screven		\$0
16	Seminole	27.0	\$73,140
-	Spalding		\$0
-	Stephens		\$0
-	Stewart		\$0
-	Sumter		\$0
-	Talbot		\$0
-	Taliaferro		\$0
17	Tattnall	20.0	\$64,400
18	Taylor	21.0	\$53,820
25	Telfair	10.0	\$27,600
-	Terrell		\$0
-	Thomas		\$0
1	Tift	1,475.0	\$9,200,000
19	Toombs	15.0	\$48,300
-	Towns		\$0
-	Treutlen		\$0
-	Troup		\$0
8	Turner	135.0	\$434,700
-	Twiggs		\$0
-	Union		\$0
-	Upson		\$0
36	Walker	2.0	\$3,600
-	Walton		\$0
-	Ware		\$0
21	Warren	20.0	\$42,320
-	Washington		\$0

Rank	County	Acres	Farm Gate Value
24	Wayne	10.0	\$31,500
-	Webster		\$0
15	Wheeler	14.0	\$106,628
-	White		\$0
-	Whitfield		\$0
3	Wilcox	750.0	\$3,036,000
-	Wilkes		\$0
44	Wilkinson	1.0	\$900
9	Worth	176.0	\$427,680
2007 Totals		4,908	\$23,806,672

Percent of Vegetables

2.66%

Top Ten Counties For Cantaloupe



Top Ten Counties Cantaloupe

County	Acres	Farm Gate Value
Tift	1,475	\$9,200,000
Colquitt	1,000	\$5,428,000
Wilcox	750	\$3,036,000
Pulaski	300	\$1,136,200
Mitchell	124	\$1,083,760
Crisp	134	\$468,464
Dooly	137	\$453,744
Turner	135	\$434,700
Worth	176	\$427,680
Dodge	100	\$368,000

Cucumbers

Farm Gate Value 2007

Rank	County	Acres	Farm Gate Value	Rank	County	Acres	Farm Gate Value
-	Appling		\$0	-	Effingham		\$0
-	Atkinson		\$0	-	Elbert		\$0
19	Bacon	25.0	\$126,300	-	Emanuel		\$0
27	Baker	25.0	\$12,630	-	Evans		\$0
-	Baldwin		\$0	-	Fannin		\$0
-	Banks		\$0	23	Fayette	2.0	\$31,128
35	Barrow	0.3	\$649	-	Floyd		\$0
-	Bartow		\$0	-	Forsyth		\$0
-	Ben Hill		\$0	-	Franklin		\$0
20	Berrien	152.0	\$92,565	-	Fulton		\$0
-	Bibb		\$0	-	Gilmer		\$0
-	Bleckley		\$0	-	Glascocock		\$0
-	Brantley		\$0	-	Glynn		\$0
1	Brooks	2,000.0	\$14,936,400	34	Gordon	0.1	\$1,038
-	Bryan		\$0	-	Grady		\$0
-	Bulloch		\$0	-	Greene		\$0
-	Burke		\$0	-	Gwinnett		\$0
-	Butts		\$0	29	Habersham	2.0	\$10,104
-	Calhoun		\$0	28	Hall	4.0	\$10,745
-	Camden		\$0	-	Hancock		\$0
-	Candler		\$0	-	Haralson		\$0
-	Carroll		\$0	21	Harris	3.0	\$38,910
22	Catoosa	6.3	\$32,911	33	Hart	1.0	\$1,768
-	Charlton		\$0	-	Heard		\$0
-	Chatham		\$0	-	Henry		\$0
-	Chattahoochee		\$0	-	Houston		\$0
30	Chattooga	4.0	\$8,301	-	Irwin		\$0
-	Cherokee		\$0	-	Jackson		\$0
-	Clarke		\$0	-	Jasper		\$0
-	Clay		\$0	-	Jeff Davis		\$0
-	Clayton		\$0	-	Jefferson		\$0
15	Clinch	18.0	\$368,640	-	Jenkins		\$0
-	Cobb		\$0	-	Johnson		\$0
-	Coffee		\$0	-	Jones		\$0
2	Colquitt	3,100.0	\$13,601,500	26	Lamar	5.0	\$12,970
-	Columbia		\$0	-	Lanier		\$0
5	Cook	700.0	\$10,001,000	-	Laurens		\$0
-	Coweta		\$0	-	Lee		\$0
25	Crawford	2.0	\$18,158	-	Liberty		\$0
-	Crisp		\$0	-	Lincoln		\$0
-	Dade		\$0	16	Long	63.0	\$273,604
-	Dawson		\$0	9	Lowndes	340.0	\$2,747,069
32	Decatur	1.0	\$3,789	-	Lumpkin		\$0
-	DeKalb		\$0	13	Macon	75.0	\$680,925
6	Dodge	800.0	\$6,744,400	-	Madison		\$0
-	Dooly		\$0	-	Marion		\$0
-	Dougherty		\$0	-	McDuffie		\$0
-	Douglas		\$0	-	McIntosh		\$0
-	Early		\$0	-	Meriwether		\$0
4	Echols	1,200.0	\$12,745,278	-	Miller		\$0

Cucumbers

Farm Gate Value 2007

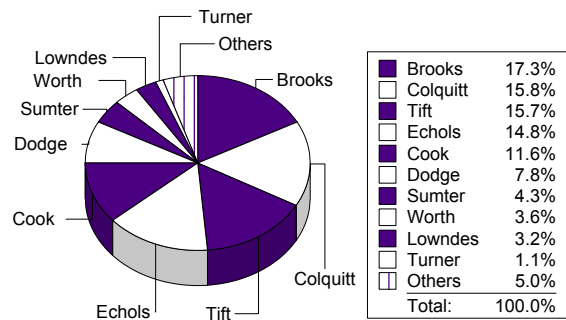
Rank	County	Acres	Farm Gate Value
-	Mitchell		\$0
-	Monroe		\$0
-	Montgomery		\$0
-	Morgan		\$0
-	Murray		\$0
-	Muscogee		\$0
-	Newton		\$0
-	Oconee		\$0
-	Oglethorpe		\$0
-	Paulding		\$0
-	Peach		\$0
31	Pickens	3.0	\$7,782
17	Pierce	41.0	\$202,073
-	Pike		\$0
-	Polk		\$0
24	Pulaski	3.0	\$19,455
-	Putnam		\$0
-	Quitman		\$0
-	Rabun		\$0
-	Randolph		\$0
-	Richmond		\$0
-	Rockdale		\$0
-	Schley		\$0
-	Screven		\$0
24	Seminole	1.0	\$19,455
-	Spalding		\$0
-	Stephens		\$0
-	Stewart		\$0
7	Sumter	500.0	\$3,688,513
-	Talbot		\$0
-	Taliaferro		\$0
12	Tattnall	90.0	\$776,840
26	Taylor	1.0	\$12,970
-	Telfair		\$0
-	Terrell		\$0
-	Thomas		\$0
3	Tift	1,050.0	\$13,533,750
18	Toombs	52.2	\$144,855
-	Towns		\$0
-	Treutlen		\$0
-	Troup		\$0
10	Turner	50.0	\$972,750
-	Twiggs		\$0
-	Union		\$0
-	Upson		\$0
-	Walker		\$0
-	Walton		\$0
11	Ware	70.0	\$806,400
-	Warren		\$0
-	Washington		\$0

Rank	County	Acres	Farm Gate Value
14	Wayne	75.0	\$577,578
-	Webster		\$0
-	Wheeler		\$0
-	White		\$0
-	Whitfield		\$0
-	Wilcox		\$0
-	Wilkes		\$0
-	Wilkinson		\$0
8	Worth	190.0	\$3,082,200
2007 Totals		10,655	\$86,345,401

Percent of Vegetables

9.65%

Top Ten Counties For Cucumbers



Top Ten Counties Cucumbers

County	Acres	Farm Gate Value
Brooks	2,000	\$14,936,400
Colquitt	3,100	\$13,601,500
Tift	1,050	\$13,533,750
Echols	1,200	\$12,745,278
Cook	700	\$10,001,000
Dodge	800	\$6,744,400
Sumter	500	\$3,688,513
Worth	190	\$3,082,200
Lowndes	340	\$2,747,069
Turner	50	\$972,750

Eggplant

Farm Gate Value 2007

Rank	County	Acres	Farm Gate Value	Rank	County	Acres	Farm Gate Value
-	Appling		\$0	-	Effingham		\$0
-	Atkinson		\$0	-	Elbert		\$0
-	Bacon		\$0	-	Emanuel		\$0
-	Baker		\$0	-	Evans		\$0
-	Baldwin		\$0	-	Fannin		\$0
-	Banks		\$0	-	Fayette		\$0
-	Barrow		\$0	-	Floyd		\$0
-	Bartow		\$0	-	Forsyth		\$0
-	Ben Hill		\$0	-	Franklin		\$0
-	Berrien		\$0	-	Fulton		\$0
-	Bibb		\$0	-	Gilmer		\$0
-	Bleckley		\$0	-	Glascock		\$0
-	Brantley		\$0	-	Glynn		\$0
2	Brooks	150.0	\$2,463,750	-	Gordon		\$0
-	Bryan		\$0	7	Grady	39.0	\$351,600
-	Bulloch		\$0	-	Greene		\$0
-	Burke		\$0	-	Gwinnett		\$0
-	Butts		\$0	-	Habersham		\$0
-	Calhoun		\$0	-	Hall		\$0
-	Camden		\$0	15	Hancock	10.0	\$5,675
-	Candler		\$0	-	Haralson		\$0
-	Carroll		\$0	11	Harris	2.0	\$32,250
16	Catoosa	0.8	\$4,838	-	Hart		\$0
-	Charlton		\$0	-	Heard		\$0
-	Chatham		\$0	-	Henry		\$0
-	Chattahoochee		\$0	-	Houston		\$0
17	Chattooga	0.8	\$323	-	Irwin		\$0
-	Cherokee		\$0	-	Jackson		\$0
-	Clarke		\$0	-	Jasper		\$0
-	Clay		\$0	-	Jeff Davis		\$0
-	Clayton		\$0	-	Jefferson		\$0
-	Clinch		\$0	-	Jenkins		\$0
-	Cobb		\$0	-	Johnson		\$0
-	Coffee		\$0	-	Jones		\$0
1	Colquitt	400.0	\$2,570,000	-	Lamar		\$0
-	Columbia		\$0	-	Lanier		\$0
6	Cook	100.0	\$1,075,000	-	Laurens		\$0
-	Coweta		\$0	-	Lee		\$0
13	Crawford	0.5	\$8,063	-	Liberty		\$0
-	Crisp		\$0	-	Lincoln		\$0
-	Dade		\$0	-	Long		\$0
-	Dawson		\$0	5	Lowndes	100.0	\$1,126,922
-	Decatur		\$0	-	Lumpkin		\$0
-	DeKalb		\$0	-	Macon		\$0
-	Dodge		\$0	-	Madison		\$0
-	Dooly		\$0	-	Marion		\$0
-	Dougherty		\$0	-	McDuffie		\$0
-	Douglas		\$0	-	McIntosh		\$0
-	Early		\$0	-	Meriwether		\$0
3	Echols	176.0	\$2,272,035	-	Miller		\$0

Greens

Farm Gate Value 2007

(collards, kale, lettuce, mustard, spinach, turnip greens)

Rank	County	Acres	Farm Gate Value	Rank	County	Acres	Farm Gate Value
52	Appling	5.0	\$15,555	-	Effingham	0.0	\$0
40	Atkinson	10.0	\$35,919	-	Elbert	0.0	\$0
18	Bacon	85.0	\$218,615	64	Emanuel	2.0	\$4,784
-	Baker	0.0	\$0	-	Evans	0.0	\$0
63	Baldwin	3.0	\$4,784	36	Fannin	40.0	\$58,397
-	Banks	0.0	\$0	41	Fayette	8.0	\$28,300
-	Barrow	0.0	\$0	-	Floyd	0.0	\$0
-	Bartow	0.0	\$0	-	Forsyth	0.0	\$0
33	Ben Hill	16.0	\$67,666	-	Franklin	0.0	\$0
28	Berrien	83.0	\$111,300	-	Fulton	0.0	\$0
-	Bibb	0.0	\$0	-	Gilmer	0.0	\$0
-	Bleckley	0.0	\$0	-	Glascocock	0.0	\$0
-	Brantley	0.0	\$0	-	Glynn	0.0	\$0
3	Brooks	850.0	\$3,687,255	-	Gordon	0.0	\$0
-	Bryan	0.0	\$0	11	Grady	400.0	\$674,931
23	Bulloch	46.0	\$145,831	58	Greene	7.0	\$7,034
16	Burke	85.0	\$323,100	-	Gwinnett	0.0	\$0
-	Butts	0.0	\$0	-	Habersham	0.0	\$0
-	Calhoun	0.0	\$0	57	Hall	4.0	\$9,600
-	Camden	0.0	\$0	22	Hancock	235.0	\$151,010
-	Candler	0.0	\$0	49	Haralson	5.0	\$18,420
-	Carroll	0.0	\$0	56	Harris	3.0	\$10,111
62	Catoosa	6.8	\$4,852	60	Hart	4.0	\$5,972
68	Charlton	2.0	\$1,228	-	Heard	0.0	\$0
-	Chatham	0.0	\$0	-	Henry	0.0	\$0
-	Chattahoochee	0.0	\$0	-	Houston	0.0	\$0
67	Chattooga	1.0	\$1,556	17	Irwin	93.0	\$305,889
-	Cherokee	0.0	\$0	-	Jackson	0.0	\$0
53	Clarke	3.0	\$14,846	-	Jasper	0.0	\$0
-	Clay	0.0	\$0	48	Jeff Davis	5.0	\$19,420
-	Clayton	0.0	\$0	-	Jefferson	0.0	\$0
-	Clinch	0.0	\$0	46	Jenkins	15.0	\$23,333
-	Cobb	0.0	\$0	66	Johnson	3.0	\$2,489
30	Coffee	25.0	\$99,833	-	Jones	0.0	\$0
2	Colquitt	6,200.0	\$15,787,000	25	Lamar	105.0	\$135,203
-	Columbia	0.0	\$0	-	Lanier	0.0	\$0
6	Cook	600.0	\$2,542,395	69	Laurens	1.0	\$1,050
54	Coweta	5.0	\$12,600	-	Lee	0.0	\$0
43	Crawford	7.2	\$25,385	-	Liberty	0.0	\$0
26	Crisp	40.0	\$126,000	-	Lincoln	0.0	\$0
-	Dade	0.0	\$0	31	Long	39.0	\$95,238
-	Dawson	0.0	\$0	13	Lowndes	105.0	\$415,133
-	Decatur	0.0	\$0	-	Lumpkin	0.0	\$0
-	DeKalb	0.0	\$0	10	Macon	682.0	\$680,750
24	Dodge	75.0	\$135,527	20	Madison	140.0	\$205,436
-	Dooly	0.0	\$0	65	Marion	5.0	\$4,148
-	Dougherty	0.0	\$0	-	McDuffie	0.0	\$0
-	Douglas	0.0	\$0	-	McIntosh	0.0	\$0
-	Early	0.0	\$0	-	Meriwether	0.0	\$0
8	Echols	198.0	\$1,244,727	-	Miller	0.0	\$0

Greens

Farm Gate Value 2007

(collards, kale, lettuce, mustard, spinach, turnip greens)

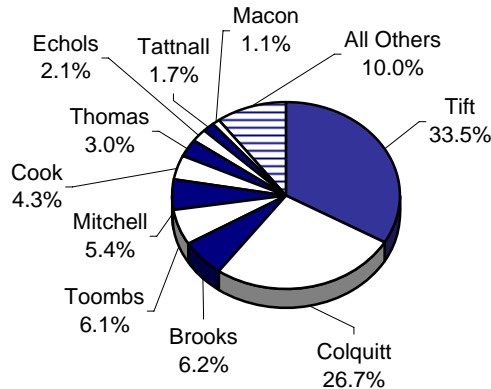
Rank	County	Acres	Farm Gate Value
5	Mitchell	605.0	\$3,176,562
-	Monroe	0.0	\$0
-	Montgomery	0.0	\$0
-	Morgan	0.0	\$0
-	Murray	0.0	\$0
-	Muscogee	0.0	\$0
42	Newton	7.0	\$26,657
-	Oconee	0.0	\$0
-	Oglethorpe	0.0	\$0
37	Paulding	35.0	\$54,294
51	Peach	9.5	\$17,647
71	Pickens	1.0	\$435
61	Pierce	4.0	\$5,078
34	Pike	50.0	\$67,290
-	Polk	0.0	\$0
12	Pulaski	146.0	\$507,367
-	Putnam	0.0	\$0
-	Quitman	0.0	\$0
38	Rabun	10.0	\$53,150
-	Randolph	0.0	\$0
44	Richmond	6.0	\$24,828
70	Rockdale	0.3	\$552
59	Schley	4.0	\$6,177
-	Screven	0.0	\$0
39	Seminole	5.0	\$37,536
-	Spalding	0.0	\$0
-	Stephens	0.0	\$0
-	Stewart	0.0	\$0
-	Sumter	0.0	\$0
50	Talbot	10.0	\$18,343
-	Taliaferro	0.0	\$0
9	Tattnall	270.0	\$1,000,274
21	Taylor	93.0	\$198,764
14	Telfair	164.0	\$402,784
-	Terrell	0.0	\$0
7	Thomas	459.0	\$1,783,576
1	Tift	6,440.0	\$19,815,740
4	Toombs	875.0	\$3,600,954
-	Towns	0.0	\$0
-	Treutlen	0.0	\$0
-	Troup	0.0	\$0
47	Turner	8.0	\$21,260
-	Twiggs	0.0	\$0
19	Union	50.0	\$208,200
-	Upson	0.0	\$0
-	Walker	0.0	\$0
-	Walton	0.0	\$0
-	Ware	0.0	\$0
45	Warren	6.0	\$23,421
35	Washington	17.0	\$63,318

Rank	County	Acres	Farm Gate Value
27	Wayne	42.0	\$114,559
-	Webster	0.0	\$0
15	Wheeler	56.0	\$328,646
29	White	56.0	\$109,659
-	Whitfield	0.0	\$0
-	Wilcox	0.0	\$0
-	Wilkes	0.0	\$0
55	Wilkinson	10.0	\$10,370
32	Worth	22.0	\$84,143

2007 Totals **19,708** **\$59,224,201**

Percent of Vegetables **6.62%**

Top Ten Counties For Greens



Top Ten Counties Greens		
County	Acres	Farm Gate Value
Tift	6440	\$19,815,740
Colquitt	6200	\$15,787,000
Brooks	850	\$3,687,255
Toombs	875	\$3,600,954
Mitchell	605	\$3,176,562
Cook	600	\$2,542,395
Thomas	459	\$1,783,576
Echols	198	\$1,244,727
Tattnall	270	\$1,000,274
Macon	682	\$680,750

Okra

Farm Gate Value 2007

Rank	County	Acres	Farm Gate Value	Rank	County	Acres	Farm Gate Value
-	Appling		\$0	-	Effingham		\$0
-	Atkinson		\$0	-	Elbert		\$0
23	Bacon	5.0	\$5,250	-	Emanuel		\$0
30	Baker	2.0	\$2,100	-	Evans		\$0
-	Baldwin		\$0	-	Fannin		\$0
-	Banks		\$0	-	Fayette		\$0
-	Barrow		\$0	-	Floyd		\$0
-	Bartow		\$0	-	Forsyth		\$0
20	Ben Hill	2.0	\$7,350	-	Franklin		\$0
-	Berrien		\$0	-	Fulton		\$0
-	Bibb		\$0	-	Gilmer		\$0
-	Bleckley		\$0	-	Glascocock		\$0
-	Brantley		\$0	-	Glynn		\$0
8	Brooks	9.0	\$33,075	37	Gordon	0.2	\$347
-	Bryan		\$0	2	Grady	44.0	\$73,185
15	Bulloch	5.0	\$14,438	-	Greene		\$0
-	Burke		\$0	-	Gwinnett		\$0
-	Butts		\$0	15	Habersham	5.0	\$14,438
-	Calhoun		\$0	13	Hall	5.0	\$15,000
-	Camden		\$0	3	Hancock	45.0	\$52,238
-	Candler		\$0	-	Haralson		\$0
-	Carroll		\$0	18	Harris	3.0	\$11,025
27	Catoosa	1.3	\$2,730	-	Hart		\$0
30	Charlton	2.0	\$2,100	-	Heard		\$0
-	Chatham		\$0	-	Henry		\$0
-	Chattahoochee		\$0	-	Houston		\$0
25	Chattooga	5.0	\$4,725	-	Irwin		\$0
-	Cherokee		\$0	-	Jackson		\$0
-	Clarke		\$0	-	Jasper		\$0
-	Clay		\$0	-	Jeff Davis		\$0
-	Clayton		\$0	33	Jefferson	1.0	\$1,313
-	Clinch		\$0	-	Jenkins		\$0
-	Cobb		\$0	29	Johnson	3.0	\$2,520
24	Coffee	1.3	\$4,778	-	Jones		\$0
17	Colquitt	5.0	\$13,125	12	Lamar	15.0	\$15,750
-	Columbia		\$0	-	Lanier		\$0
-	Cook		\$0	38	Laurens	0.1	\$53
30	Coweta	2.0	\$2,100	-	Lee		\$0
20	Crawford	2.0	\$7,350	-	Liberty		\$0
-	Crisp		\$0	-	Lincoln		\$0
-	Dade		\$0	-	Long		\$0
-	Dawson		\$0	5	Lowndes	10.0	\$39,375
16	Decatur	5.2	\$14,360	-	Lumpkin		\$0
-	DeKalb		\$0	-	Macon		\$0
-	Dodge		\$0	22	Madison	4.0	\$5,670
26	Dooley	3.0	\$3,150	36	Marion	1.0	\$525
39	Dougherty	0.2	\$47	-	McDuffie		\$0
-	Douglas		\$0	-	McIntosh		\$0
-	Early		\$0	-	Meriwether		\$0
-	Echols		\$0	-	Miller		\$0

Okra

Farm Gate Value 2007

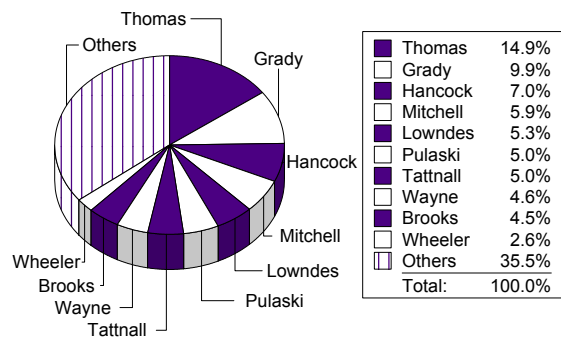
Rank	County	Acres	Farm Gate Value
4	Mitchell	12.0	\$44,100
-	Monroe		\$0
29	Montgomery	2.0	\$2,520
-	Morgan		\$0
-	Murray		\$0
-	Muscogee		\$0
-	Newton		\$0
-	Oconee		\$0
-	Oglethorpe		\$0
21	Paulding	6.0	\$6,300
-	Peach		\$0
28	Pickens	2.0	\$2,625
-	Pierce		\$0
19	Pike	10.0	\$10,500
-	Polk		\$0
6	Pulaski	10.0	\$36,750
-	Putnam		\$0
-	Quitman		\$0
10	Rabun	5.0	\$18,375
-	Randolph		\$0
-	Richmond		\$0
32	Rockdale	0.5	\$1,838
-	Schley		\$0
34	Screven	1.0	\$1,050
-	Seminole		\$0
-	Spalding		\$0
-	Stephens		\$0
-	Stewart		\$0
-	Sumter		\$0
-	Talbot		\$0
-	Taliaferro		\$0
6	Tattnall	10.0	\$36,750
28	Taylor	1.0	\$2,625
-	Telfair		\$0
-	Terrell		\$0
1	Thomas	28.0	\$110,250
18	Tift	3.0	\$11,025
-	Toombs		\$0
-	Towns		\$0
-	Treutlen		\$0
-	Troup		\$0
35	Turner	0.2	\$735
-	Twiggs		\$0
-	Union		\$0
-	Upson		\$0
11	Walker	12.0	\$17,640
-	Walton		\$0
-	Ware		\$0
31	Warren	3.0	\$2,048
14	Washington	3.0	\$14,595

Rank	County	Acres	Farm Gate Value
7	Wayne	14.0	\$34,125
-	Webster		\$0
9	Wheeler	3.0	\$18,923
29	White	3.0	\$2,520
-	Whitfield		\$0
-	Wilcox		\$0
-	Wilkes		\$0
-	Wilkinson		\$0
10	Worth	5.0	\$18,375
2007 Totals		320	\$741,781

Percent of Vegetables

0.08%

Top Ten Counties For Okra



Top Ten Counties

Okra

County	Acres	Farm Gate Value
Thomas	28	\$110,250
Grady	44	\$73,185
Hancock	45	\$52,238
Mitchell	12	\$44,100
Lowndes	10	\$39,375
Pulaski	10	\$36,750
Tattnall	10	\$36,750
Wayne	14	\$34,125
Brooks	9	\$33,075
Wheeler	3	\$18,923

Onions

Farm Gate Value 2007

Rank	County	Acres	Farm Gate Value	Rank	County	Acres	Farm Gate Value
-	Appling		\$0	-	Effingham		\$0
-	Atkinson		\$0	-	Elbert		\$0
-	Bacon		\$0	11	Emanuel	43.8	\$49,617
-	Baker		\$0	5	Evans	670.0	\$8,728,224
-	Baldwin		\$0	-	Fannin		\$0
-	Banks		\$0	16	Fayette	3.0	\$170
-	Barrow		\$0	-	Floyd		\$0
-	Bartow		\$0	-	Forsyth		\$0
-	Ben Hill		\$0	-	Franklin		\$0
-	Berrien		\$0	-	Fulton		\$0
-	Bibb		\$0	-	Gilmer		\$0
-	Bleckley		\$0	-	Glascok		\$0
-	Brantley		\$0	-	Glynn		\$0
-	Brooks		\$0	-	Gordon		\$0
-	Bryan		\$0	-	Grady		\$0
4	Bulloch	775.0	\$9,693,700	-	Greene		\$0
-	Burke		\$0	-	Gwinnett		\$0
-	Butts		\$0	-	Habersham		\$0
-	Calhoun		\$0	-	Hall		\$0
-	Camden		\$0	-	Hancock		\$0
3	Candler	900.0	\$10,384,000	-	Haralson		\$0
-	Carroll		\$0	-	Harris		\$0
-	Catoosa		\$0	-	Hart		\$0
-	Charlton		\$0	-	Heard		\$0
-	Chatham		\$0	-	Henry		\$0
-	Chattahoochee		\$0	-	Houston		\$0
-	Chattooga		\$0	-	Irwin		\$0
-	Cherokee		\$0	-	Jackson		\$0
-	Clarke		\$0	-	Jasper		\$0
-	Clay		\$0	-	Jeff Davis		\$0
-	Clayton		\$0	-	Jefferson		\$0
-	Clinch		\$0	-	Jenkins		\$0
-	Cobb		\$0	-	Johnson		\$0
14	Coffee	1.0	\$8,260	-	Jones		\$0
-	Colquitt		\$0	-	Lamar		\$0
-	Columbia		\$0	-	Lanier		\$0
-	Cook		\$0	13	Laurens	2.5	\$17,700
-	Coweta		\$0	-	Lee		\$0
-	Crawford		\$0	-	Liberty		\$0
-	Crisp		\$0	-	Lincoln		\$0
-	Dade		\$0	10	Long	25.0	\$236,000
-	Dawson		\$0	-	Lowndes		\$0
-	Decatur		\$0	-	Lumpkin		\$0
-	DeKalb		\$0	-	Macon		\$0
-	Dodge		\$0	-	Madison		\$0
-	Dooly		\$0	-	Marion		\$0
-	Dougherty		\$0	-	McDuffie		\$0
-	Douglas		\$0	-	McIntosh		\$0
-	Early		\$0	-	Meriwether		\$0
-	Echols		\$0	-	Miller		\$0

Other Peppers

Farm Gate Value 2007

(banana and hot peppers)

Rank	County	Acres	Farm Gate Value	Rank	County	Acres	Farm Gate Value
-	Appling	0.0	\$0	-	Effingham	0.0	\$0
-	Atkinson	0.0	\$0	-	Elbert	0.0	\$0
-	Bacon	0.0	\$0	-	Emanuel	0.0	\$0
-	Baker	0.0	\$0	-	Evans	0.0	\$0
-	Baldwin	0.0	\$0	-	Fannin	0.0	\$0
-	Banks	0.0	\$0	15	Fayette	2.0	\$17,150
-	Barrow	0.0	\$0	-	Floyd	0.0	\$0
-	Bartow	0.0	\$0	-	Forsyth	0.0	\$0
-	Ben Hill	0.0	\$0	-	Franklin	0.0	\$0
13	Berrien	15.0	\$57,240	-	Fulton	0.0	\$0
-	Bibb	0.0	\$0	-	Gilmer	0.0	\$0
-	Bleckley	0.0	\$0	-	Glascok	0.0	\$0
-	Brantley	0.0	\$0	-	Glynn	0.0	\$0
7	Brooks	30.0	\$204,500	-	Gordon	0.0	\$0
-	Bryan	0.0	\$0	5	Grady	23.0	\$257,600
-	Bulloch	0.0	\$0	-	Greene	0.0	\$0
-	Burke	0.0	\$0	-	Gwinnett	0.0	\$0
-	Butts	0.0	\$0	-	Habersham	0.0	\$0
-	Calhoun	0.0	\$0	16	Hall	3.0	\$16,600
-	Camden	0.0	\$0	10	Hancock	60.0	\$114,090
-	Candler	0.0	\$0	-	Haralson	0.0	\$0
-	Carroll	0.0	\$0	18	Harris	1.0	\$11,970
-	Catoosa	0.0	\$0	-	Hart	0.0	\$0
-	Charlton	0.0	\$0	-	Heard	0.0	\$0
-	Chatham	0.0	\$0	-	Henry	0.0	\$0
-	Chattahoochee	0.0	\$0	-	Houston	0.0	\$0
21	Chattooga	1.0	\$665	-	Irwin	0.0	\$0
-	Cherokee	0.0	\$0	-	Jackson	0.0	\$0
-	Clarke	0.0	\$0	-	Jasper	0.0	\$0
-	Clay	0.0	\$0	-	Jeff Davis	0.0	\$0
-	Clayton	0.0	\$0	-	Jefferson	0.0	\$0
-	Clinch	0.0	\$0	-	Jenkins	0.0	\$0
-	Cobb	0.0	\$0	-	Johnson	0.0	\$0
-	Coffee	0.0	\$0	-	Jones	0.0	\$0
1	Colquitt	300.0	\$2,889,875	-	Lamar	0.0	\$0
-	Columbia	0.0	\$0	-	Lanier	0.0	\$0
-	Cook	0.0	\$0	-	Laurens	0.0	\$0
-	Coweta	0.0	\$0	-	Lee	0.0	\$0
11	Crawford	7.0	\$78,933	-	Liberty	0.0	\$0
-	Crisp	0.0	\$0	-	Lincoln	0.0	\$0
-	Dade	0.0	\$0	-	Long	0.0	\$0
-	Dawson	0.0	\$0	3	Lowndes	62.0	\$1,088,340
17	Decatur	2.7	\$13,092	-	Lumpkin	0.0	\$0
-	DeKalb	0.0	\$0	-	Macon	0.0	\$0
-	Dodge	0.0	\$0	-	Madison	0.0	\$0
-	Dooly	0.0	\$0	-	Marion	0.0	\$0
-	Dougherty	0.0	\$0	-	McDuffie	0.0	\$0
-	Douglas	0.0	\$0	-	McIntosh	0.0	\$0
-	Early	0.0	\$0	-	Meriwether	0.0	\$0
4	Echols	46.5	\$823,925	-	Miller	0.0	\$0

Other Vegetables

Farm Gate Value 2007

County	Farm Gate Value	County	Farm Gate Value
Appling	\$50,275	Effingham	\$21,984
Atkinson	\$10,500	Elbert	\$1,125
Bacon	\$128,875	Emanuel	\$0
Baker	\$24,000	Evans	\$2,161,125
Baldwin	\$0	Fannin	\$99,254
Banks	\$0	Fayette	\$25,050
Barrow	\$3,901	Floyd	\$0
Bartow	\$0	Forsyth	\$0
Ben Hill	\$2,956	Franklin	\$0
Berrien	\$0	Fulton	\$0
Bibb	\$0	Gilmer	\$50,000
Bleckley	\$0	Glascock	\$0
Brantley	\$0	Glynn	\$0
Brooks	\$95,875	Gordon	\$5,189
Bryan	\$0	Grady	\$364,413
Bulloch	\$568,108	Greene	\$0
Burke	\$224,125	Gwinnett	\$0
Butts	\$0	Habersham	\$365,193
Calhoun	\$0	Hall	\$136,228
Camden	\$0	Hancock	\$308,491
Candler	\$0	Haralson	\$4,000
Carroll	\$104,825	Harris	\$38,147
Catoosa	\$23,130	Hart	\$342,750
Charlton	\$0	Heard	\$0
Chatham	\$0	Henry	\$0
Chattahoochee	\$0	Houston	\$0
Chattooga	\$11,942	Irwin	\$573,051
Cherokee	\$0	Jackson	\$0
Clarke	\$0	Jasper	\$100,000
Clay	\$0	Jeff Davis	\$27,413
Clayton	\$0	Jefferson	\$3,825
Clinch	\$0	Jenkins	\$0
Cobb	\$0	Johnson	\$0
Coffee	\$0	Jones	\$0
Colquitt	\$10,465,435	Lamar	\$106,500
Columbia	\$0	Lanier	\$125,000
Cook	\$1,188,000	Laurens	\$7,775
Coweta	\$75,220	Lee	\$0
Crawford	\$13,856	Liberty	\$0
Crisp	\$993,375	Lincoln	\$0
Dade	\$875,000	Long	\$233,995
Dawson	\$540,000	Lowndes	\$88,500
Decatur	\$1,498,449	Lumpkin	\$0
DeKalb	\$0	Macon	\$338,700
Dodge	\$0	Madison	\$41,250
Dooly	\$10,164,000	Marion	\$850
Dougherty	\$0	McDuffie	\$91,125
Douglas	\$135,000	McIntosh	\$0
Early	\$0	Meriwether	\$0
Echols	\$7,313,072	Miller	\$0

Other Vegetables

Farm Gate Value 2007

County	Farm Gate Value
Mitchell	\$82,647
Monroe	\$0
Montgomery	\$0
Morgan	\$0
Murray	\$0
Muscogee	\$0
Newton	\$1,485
Oconee	\$40,388
Oglethorpe	\$0
Paulding	\$165,000
Peach	\$0
Pickens	\$58,835
Pierce	\$11,180
Pike	\$28,825
Polk	\$0
Pulaski	\$3,806,313
Putnam	\$0
Quitman	\$0
Rabun	\$21,875
Randolph	\$0
Richmond	\$20,630
Rockdale	\$8,538
Schley	\$37,625
Screven	\$9,735
Seminole	\$30,959
Spalding	\$0
Stephens	\$83,400
Stewart	\$0
Sumter	\$0
Talbot	\$0
Taliaferro	\$0
Tattnall	\$6,240,776
Taylor	\$0
Telfair	\$17,000
Terrell	\$90,000
Thomas	\$124,420
Tift	\$16,175,655
Toombs	\$2,293,100
Towns	\$0
Treutlen	\$0
Troup	\$0
Turner	\$966,875
Twiggs	\$0
Union	\$222,881
Upson	\$60,000
Walker	\$50,000
Walton	\$15,000
Ware	\$0
Warren	\$131,061
Washington	\$37,900

County	Farm Gate Value
Wayne	\$125,325
Webster	\$0
Wheeler	\$165,973
White	\$60,331
Whitfield	\$0
Wilcox	\$0
Wilkes	\$0
Wilkinson	\$1,275
Worth	\$1,100,290
2007 Totals	\$72,456,144

Percent of Vegetables 8.10%

Snap Beans

Farm Gate Value 2007

Rank	County	Acres	Farm Gate Value	Rank	County	Acres	Farm Gate Value
-	Appling		\$0	-	Effingham		\$0
-	Atkinson		\$0	-	Elbert		\$0
7	Bacon	450.0	\$1,178,550	-	Emanuel		\$0
-	Baker		\$0	-	Evans		\$0
-	Baldwin		\$0	-	Fannin		\$0
-	Banks		\$0	32	Fayette	15.0	\$13,695
-	Barrow		\$0	-	Floyd		\$0
-	Bartow		\$0	-	Forsyth		\$0
31	Ben Hill	10.0	\$15,978	-	Franklin		\$0
22	Berrien	182.0	\$90,343	-	Fulton		\$0
-	Bibb		\$0	-	Gilmer		\$0
-	Bleckley		\$0	-	Glascocock		\$0
-	Brantley		\$0	-	Glynn		\$0
17	Brooks	105.0	\$208,614	-	Gordon		\$0
-	Bryan		\$0	-	Grady		\$0
29	Bulloch	7.0	\$19,734	-	Greene		\$0
-	Burke		\$0	-	Gwinnett		\$0
-	Butts		\$0	-	Habersham		\$0
-	Calhoun		\$0	41	Hall	2.0	\$1,980
-	Camden		\$0	-	Hancock		\$0
-	Candler		\$0	-	Haralson		\$0
-	Carroll		\$0	-	Harris		\$0
-	Catoosa		\$0	-	Hart		\$0
-	Charlton		\$0	-	Heard		\$0
-	Chatham		\$0	-	Henry		\$0
-	Chattahoochee		\$0	-	Houston		\$0
40	Chattooga	3.0	\$2,739	-	Irwin		\$0
-	Cherokee		\$0	-	Jackson		\$0
-	Clarke		\$0	-	Jasper		\$0
-	Clay		\$0	-	Jeff Davis		\$0
-	Clayton		\$0	-	Jefferson		\$0
-	Clinch		\$0	-	Jenkins		\$0
-	Cobb		\$0	-	Johnson		\$0
-	Coffee		\$0	-	Jones		\$0
11	Colquitt	600.0	\$663,800	35	Lamar	10.0	\$11,413
-	Columbia		\$0	-	Lanier		\$0
20	Cook	300.0	\$148,500	-	Laurens		\$0
34	Coweta	10.0	\$11,817	12	Lee	870.0	\$587,130
-	Crawford		\$0	-	Liberty		\$0
18	Crisp	100.0	\$204,390	-	Lincoln		\$0
-	Dade		\$0	28	Long	12.0	\$21,912
-	Dawson		\$0	-	Lowndes		\$0
4	Decatur	1,407.0	\$2,092,913	-	Lumpkin		\$0
-	DeKalb		\$0	19	Macon	531.0	\$175,230
-	Dodge		\$0	-	Madison		\$0
14	Dooly	239.0	\$376,091	24	Marion	35.0	\$47,933
-	Dougherty		\$0	-	McDuffie		\$0
-	Douglas		\$0	-	McIntosh		\$0
-	Early		\$0	-	Meriwether		\$0
3	Echols	711.0	\$2,125,925	-	Miller		\$0

Snap Beans

Farm Gate Value 2007

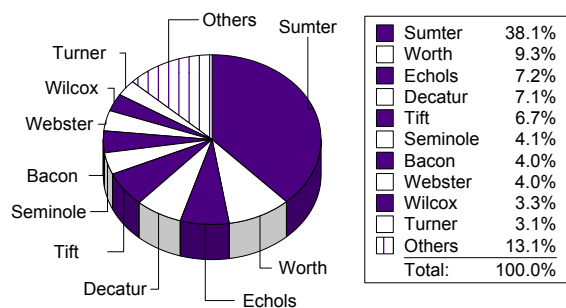
Rank	County	Acres	Farm Gate Value
15	Mitchell	545.0	\$269,775
-	Monroe		\$0
27	Montgomery	50.0	\$31,955
-	Morgan		\$0
-	Murray		\$0
-	Muscogee		\$0
-	Newton		\$0
-	Oconee		\$0
-	Oglethorpe		\$0
30	Paulding	30.0	\$16,434
-	Peach		\$0
-	Pickens		\$0
-	Pierce		\$0
37	Pike	5.0	\$5,706
-	Polk		\$0
36	Pulaski	5.0	\$6,391
-	Putnam		\$0
-	Quitman		\$0
-	Rabun		\$0
-	Randolph		\$0
38	Richmond	3.0	\$4,793
-	Rockdale		\$0
23	Schley	60.0	\$82,170
42	Screven	1.0	\$1,598
6	Seminole	1,443.0	\$1,212,120
-	Spalding		\$0
-	Stephens		\$0
-	Stewart		\$0
1	Sumter	7,441.0	\$11,222,649
-	Talbot		\$0
-	Taliaferro		\$0
25	Tattnall	20.0	\$42,168
-	Taylor		\$0
-	Telfair		\$0
-	Terrell		\$0
21	Thomas	52.0	\$108,410
5	Tift	1,450.0	\$1,973,140
13	Toombs	170.3	\$392,494
-	Towns		\$0
-	Treutlen		\$0
-	Troup		\$0
10	Turner	562.0	\$897,936
-	Twiggs		\$0
-	Union		\$0
-	Upson		\$0
39	Walker	4.0	\$4,382
-	Walton		\$0
-	Ware		\$0
33	Warren	15.0	\$12,326
-	Washington		\$0

Rank	County	Acres	Farm Gate Value
16	Wayne	91.0	\$230,502
8	Webster	824.0	\$1,170,080
26	Wheeler	21.0	\$39,495
-	White		\$0
-	Whitfield		\$0
9	Wilcox	612.0	\$977,823
-	Wilkes		\$0
-	Wilkinson		\$0
2	Worth	1,352.0	\$2,723,888
2007 Totals		20,355	\$29,424,918

Percent of Vegetables

3.29%

Top Ten Counties For Snap Beans



Top Ten Counties Snap Beans		
County	Acres	Farm Gate Value
Sumter	7,441	\$11,222,649
Worth	1,352	\$2,723,888
Echols	711	\$2,125,925
Decatur	1,407	\$2,092,913
Tift	1,450	\$1,973,140
Seminole	1,443	\$1,212,120
Bacon	450	\$1,178,550
Webster	824	\$1,170,080
Wilcox	612	\$977,823
Turner	562	\$897,936

Southern Peas

Farm Gate Value 2007

Rank	County	Acres	Farm Gate Value	Rank	County	Acres	Farm Gate Value
35	Appling	20.0	\$34,060	-	Effingham		\$0
45	Atkinson	6.0	\$13,283	-	Elbert		\$0
31	Bacon	30.0	\$43,427	43	Emanuel	8.0	\$17,711
-	Baker		\$0	34	Evans	20.0	\$40,872
-	Baldwin		\$0	52	Fannin	4.0	\$6,131
-	Banks		\$0	-	Fayette		\$0
-	Barrow		\$0	-	Floyd		\$0
-	Bartow		\$0	-	Forsyth		\$0
28	Ben Hill	26.5	\$58,668	-	Franklin		\$0
-	Berrien		\$0	-	Fulton		\$0
-	Bibb		\$0	-	Gilmer		\$0
22	Bleckley	40.0	\$88,556	-	Glascok		\$0
-	Brantley		\$0	-	Glynn		\$0
7	Brooks	225.0	\$498,128	47	Gordon	4.3	\$7,323
-	Bryan		\$0	-	Grady		\$0
33	Bulloch	18.0	\$41,383	53	Greene	5.0	\$5,535
29	Burke	40.0	\$56,625	-	Gwinnett		\$0
-	Butts		\$0	-	Habersham		\$0
-	Calhoun		\$0	-	Hall		\$0
-	Camden		\$0	38	Hancock	40.0	\$23,842
-	Candler		\$0	-	Haralson		\$0
-	Carroll		\$0	-	Harris		\$0
57	Catoosa	1.5	\$2,299	-	Hart		\$0
50	Charlton	7.0	\$6,557	-	Heard		\$0
-	Chatham		\$0	-	Henry		\$0
-	Chattahoochee		\$0	55	Houston	4.0	\$4,768
54	Chattooga	4.0	\$5,450	17	Irwin	65.0	\$143,904
-	Cherokee		\$0	-	Jackson		\$0
-	Clarke		\$0	-	Jasper		\$0
-	Clay		\$0	-	Jeff Davis		\$0
-	Clayton		\$0	23	Jefferson	54.5	\$86,768
-	Clinch		\$0	-	Jenkins		\$0
-	Cobb		\$0	35	Johnson	50.0	\$34,060
37	Coffee	11.0	\$24,353	-	Jones		\$0
1	Colquitt	784.0	\$1,001,364	27	Lamar	40.0	\$61,308
-	Columbia		\$0	-	Lanier		\$0
14	Cook	100.0	\$187,330	26	Laurens	79.2	\$67,439
-	Coweta		\$0	32	Lee	84.0	\$42,840
40	Crawford	11.0	\$22,480	-	Liberty		\$0
16	Crisp	108.0	\$147,139	-	Lincoln		\$0
-	Dade		\$0	48	Long	4.0	\$7,153
-	Dawson		\$0	9	Lowndes	217.0	\$440,651
12	Decatur	106.0	\$234,673	-	Lumpkin		\$0
-	DeKalb		\$0	-	Macon		\$0
24	Dodge	40.0	\$85,150	56	Madison	2.0	\$3,065
19	Dooly	65.0	\$110,695	15	Marion	302.0	\$154,292
-	Dougherty		\$0	-	McDuffie		\$0
-	Douglas		\$0	-	McIntosh		\$0
-	Early		\$0	-	Meriwether		\$0
3	Echols	357.0	\$796,920	-	Miller		\$0

Southern Peas

Farm Gate Value 2007

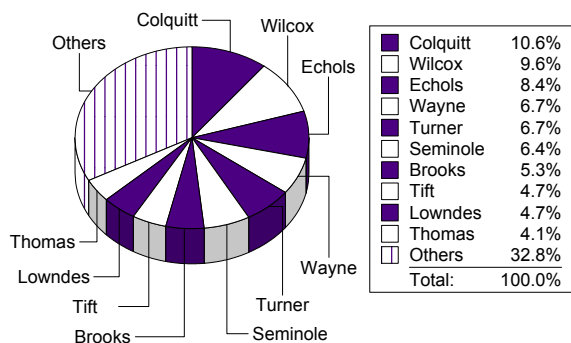
Rank	County	Acres	Farm Gate Value
11	Mitchell	153.0	\$364,783
-	Monroe		\$0
-	Montgomery		\$0
-	Morgan		\$0
-	Murray		\$0
-	Muscogee		\$0
-	Newton		\$0
55	Oconee	3.5	\$4,768
-	Oglethorpe		\$0
44	Paulding	18.0	\$15,327
51	Peach	4.0	\$6,471
-	Pickens		\$0
59	Pierce	1.0	\$1,192
36	Pike	20.0	\$30,654
-	Polk		\$0
13	Pulaski	100.0	\$221,390
-	Putnam		\$0
-	Quitman		\$0
-	Rabun		\$0
-	Randolph		\$0
49	Richmond	3.0	\$6,642
-	Rockdale		\$0
39	Schley	12.5	\$23,416
58	Screven	1.0	\$2,214
6	Seminole	255.0	\$607,971
-	Spalding		\$0
-	Stephens		\$0
-	Stewart		\$0
-	Sumter		\$0
41	Talbot	22.0	\$18,733
-	Taliaferro		\$0
30	Tattnall	25.0	\$55,348
42	Taylor	18.0	\$18,648
18	Telfair	65.0	\$121,765
-	Terrell		\$0
10	Thomas	190.0	\$391,690
8	Tift	200.0	\$442,780
-	Toombs		\$0
-	Towns		\$0
-	Treutlen		\$0
-	Troup		\$0
5	Turner	246.0	\$628,407
53	Twiggs	5.0	\$5,535
-	Union		\$0
-	Upson		\$0
-	Walker		\$0
-	Walton		\$0
-	Ware		\$0
30	Warren	50.0	\$55,348
25	Washington	70.0	\$80,041

Rank	County	Acres	Farm Gate Value
4	Wayne	377.0	\$635,219
-	Webster		\$0
21	Wheeler	19.0	\$88,897
-	White		\$0
-	Whitfield		\$0
2	Wilcox	408.0	\$903,271
-	Wilkes		\$0
46	Wilkinson	8.0	\$10,831
20	Worth	45.0	\$99,626
2007 Totals		5,302	\$9,447,165

Percent of Vegetables

1.06%

Top Ten Counties For Southern Peas



Top Ten Counties Southern Peas

County	Acres	Farm Gate Value
Colquitt	784	\$1,001,364
Wilcox	408	\$903,271
Echols	357	\$796,920
Wayne	377	\$635,219
Turner	246	\$628,407
Seminole	255	\$607,971
Brooks	225	\$498,128
Tift	200	\$442,780
Lowndes	217	\$440,651
Thomas	190	\$391,690

Squash

Farm Gate Value 2007

(yellow and winter)

Rank	County	Acres	Farm Gate Value	Rank	County	Acres	Farm Gate Value
33	Appling	15.0	\$51,570	42	Effingham	3.0	\$20,628
14	Atkinson	62.0	\$445,565	-	Elbert	0.0	\$0
24	Bacon	45.0	\$146,590	-	Emanuel	0.0	\$0
-	Baker	0.0	\$0	-	Evans	0.0	\$0
-	Baldwin	0.0	\$0	61	Fannin	1.0	\$1,719
-	Banks	0.0	\$0	44	Fayette	4.0	\$16,120
-	Barrow	0.0	\$0	67	Floyd	0.1	\$688
-	Bartow	0.0	\$0	-	Forsyth	0.0	\$0
28	Ben Hill	23.0	\$79,074	-	Franklin	0.0	\$0
20	Berrien	145.0	\$266,480	-	Fulton	0.0	\$0
-	Bibb	0.0	\$0	-	Gilmer	0.0	\$0
-	Bleckley	0.0	\$0	46	Glascocock	9.0	\$13,408
-	Brantley	0.0	\$0	-	Glynn	0.0	\$0
3	Brooks	670.0	\$2,858,035	56	Gordon	0.7	\$3,530
-	Bryan	0.0	\$0	22	Grady	60.0	\$175,050
39	Bulloch	7.0	\$24,066	-	Greene	0.0	\$0
-	Burke	0.0	\$0	-	Gwinnett	0.0	\$0
-	Butts	0.0	\$0	43	Habersham	5.0	\$20,150
-	Calhoun	0.0	\$0	49	Hall	4.0	\$8,808
-	Camden	0.0	\$0	26	Hancock	110.0	\$133,528
-	Candler	0.0	\$0	-	Haralson	0.0	\$0
-	Carroll	0.0	\$0	55	Harris	2.0	\$4,126
47	Catoosa	7.8	\$12,176	-	Hart	0.0	\$0
60	Charlton	2.0	\$2,292	-	Heard	0.0	\$0
-	Chatham	0.0	\$0	-	Henry	0.0	\$0
-	Chattahoochee	0.0	\$0	-	Houston	0.0	\$0
50	Chattooga	6.0	\$7,113	-	Irwin	0.0	\$0
-	Cherokee	0.0	\$0	-	Jackson	0.0	\$0
54	Clarke	8.0	\$4,407	-	Jasper	0.0	\$0
-	Clay	0.0	\$0	-	Jeff Davis	0.0	\$0
-	Clayton	0.0	\$0	64	Jefferson	0.5	\$1,203
16	Clinch	44.0	\$314,384	-	Jenkins	0.0	\$0
-	Cobb	0.0	\$0	59	Johnson	2.0	\$2,292
21	Coffee	27.0	\$185,652	-	Jones	0.0	\$0
6	Colquitt	1100.0	\$1,883,775	29	Lamar	30.0	\$68,760
-	Columbia	0.0	\$0	-	Lanier	0.0	\$0
4	Cook	250.0	\$2,412,300	63	Laurens	0.6	\$1,310
52	Coweta	2.0	\$5,730	-	Lee	0.0	\$0
48	Crawford	3.0	\$10,906	-	Liberty	0.0	\$0
-	Crisp	0.0	\$0	-	Lincoln	0.0	\$0
-	Dade	0.0	\$0	30	Long	21.5	\$64,749
-	Dawson	0.0	\$0	12	Lowndes	105.0	\$609,143
11	Decatur	180.0	\$678,040	-	Lumpkin	0.0	\$0
-	DeKalb	0.0	\$0	19	Macon	126.0	\$277,200
7	Dodge	300.0	\$1,649,750	-	Madison	0.0	\$0
-	Dooley	0.0	\$0	65	Marion	2.0	\$1,146
68	Dougherty	0.2	\$34	-	McDuffie	0.0	\$0
-	Douglas	0.0	\$0	-	McIntosh	0.0	\$0
-	Early	0.0	\$0	-	Meriwether	0.0	\$0
1	Echols	589.5	\$3,113,319	-	Miller	0.0	\$0

Squash

Farm Gate Value 2007

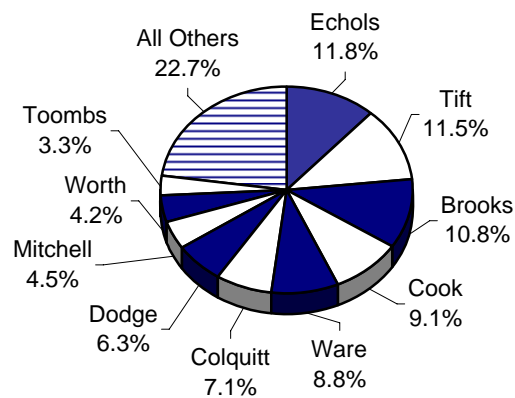
(yellow and winter)

Rank	County	Acres	Farm Gate Value
8	Mitchell	63.0	\$1,180,589
-	Monroe	0.0	\$0
25	Montgomery	35.0	\$141,187
-	Morgan	0.0	\$0
-	Murray	0.0	\$0
-	Muscogee	0.0	\$0
-	Newton	0.0	\$0
62	Oconee	3.0	\$1,719
-	Oglethorpe	0.0	\$0
-	Paulding	0.0	\$0
-	Peach	0.0	\$0
58	Pickens	2.0	\$2,865
31	Pierce	22.0	\$62,274
40	Pike	10.0	\$22,920
-	Polk	0.0	\$0
32	Pulaski	19.0	\$61,583
-	Putnam	0.0	\$0
-	Quitman	0.0	\$0
34	Rabun	5.0	\$50,375
-	Randolph	0.0	\$0
-	Richmond	0.0	\$0
66	Rockdale	0.3	\$860
-	Schley	0.0	\$0
57	Screven	1.0	\$3,438
35	Seminole	6.0	\$41,256
-	Spalding	0.0	\$0
-	Stephens	0.0	\$0
-	Stewart	0.0	\$0
18	Sumter	60.0	\$290,979
53	Talbot	2.0	\$4,584
-	Taliaferro	0.0	\$0
13	Tattnall	150.0	\$545,300
45	Taylor	2.0	\$14,814
23	Telfair	44.0	\$151,272
-	Terrell	0.0	\$0
15	Thomas	107.0	\$397,976
2	Tift	550.0	\$3,031,600
10	Toombs	227.8	\$858,493
-	Towns	0.0	\$0
-	Treutlen	0.0	\$0
-	Troup	0.0	\$0
27	Turner	20.0	\$114,600
-	Twiggs	0.0	\$0
41	Union	6.0	\$20,628
-	Upson	0.0	\$0
37	Walker	8.0	\$27,504
-	Walton	0.0	\$0
5	Ware	460.0	\$2,322,575
38	Warren	14.0	\$25,670
-	Washington	0.0	\$0

Rank	County	Acres	Farm Gate Value
-	Wayne	0.0	\$0
-	Webster	0.0	\$0
36	Wheeler	5.5	\$29,147
51	White	2.0	\$6,418
-	Whitfield	0.0	\$0
17	Wilcox	68.0	\$311,712
-	Wilkes	0.0	\$0
-	Wilkinson	0.0	\$0
9	Worth	213.0	\$1,098,441
2007 Totals		6,078	\$26,395,591

Percent of Vegetables **2.95%**

Top Ten Counties For Squash



Top Ten Counties Squash

County	Acres	Farm Gate Value
Echols	590	\$3,113,319
Tift	550	\$3,031,600
Brooks	670	\$2,858,035
Cook	250	\$2,412,300
Ware	460	\$2,322,575
Colquitt	1100	\$1,883,775
Dodge	300	\$1,649,750
Mitchell	63	\$1,180,589
Worth	213	\$1,098,441
Toombs	228	\$858,493

Sweet Corn

Farm Gate Value 2007

Rank	County	Acres	Farm Gate Value	Rank	County	Acres	Farm Gate Value
43	Appling	10.0	\$25,950	53	Effingham	5.0	\$15,138
39	Atkinson	10.0	\$33,670	55	Elbert	10.0	\$14,430
-	Bacon		\$0	-	Emanuel		\$0
-	Baker		\$0	-	Evans		\$0
57	Baldwin	8.0	\$12,110	59	Fannin	6.0	\$9,276
60	Banks	12.0	\$9,235	34	Fayette	15.0	\$41,520
73	Barrow	2.0	\$1,425	54	Floyd	35.0	\$14,532
-	Bartow		\$0	-	Forsyth		\$0
61	Ben Hill	3.0	\$9,083	-	Franklin		\$0
-	Berrien		\$0	-	Fulton		\$0
-	Bibb		\$0	-	Gilmer		\$0
-	Bleckley		\$0	50	Glascock	20.0	\$20,760
-	Brantley		\$0	-	Glynn		\$0
-	Brooks		\$0	62	Gordon	4.6	\$8,850
-	Bryan		\$0	-	Grady		\$0
6	Bulloch	500.0	\$1,467,050	66	Greene	5.0	\$6,253
30	Burke	20.0	\$51,900	-	Gwinnett		\$0
-	Butts		\$0	17	Habersham	150.0	\$187,590
-	Calhoun		\$0	36	Hall	12.0	\$38,350
-	Camden		\$0	56	Hancock	100.0	\$13,703
-	Candler		\$0	47	Haralson	50.0	\$24,050
-	Carroll		\$0	21	Harris	50.0	\$124,313
70	Catoosa	3.0	\$3,633	51	Hart	9.0	\$18,598
72	Charlton	2.0	\$2,163	-	Heard		\$0
-	Chatham		\$0	-	Henry		\$0
-	Chattahoochee		\$0	-	Houston		\$0
31	Chattooga	38.0	\$51,054	29	Irwin	25.0	\$54,063
-	Cherokee		\$0	-	Jackson		\$0
-	Clarke		\$0	24	Jasper	100.0	\$96,200
-	Clay		\$0	-	Jeff Davis		\$0
-	Clayton		\$0	52	Jefferson	7.0	\$17,560
-	Clinch		\$0	-	Jenkins		\$0
-	Cobb		\$0	24	Johnson	100.0	\$96,200
27	Coffee	30.0	\$77,850	-	Jones		\$0
7	Colquitt	350.0	\$1,286,688	22	Lamar	70.0	\$100,700
-	Columbia		\$0	-	Lanier		\$0
-	Cook		\$0	61	Laurens	6.0	\$9,083
45	Coweta	20.0	\$25,012	-	Lee		\$0
67	Crawford	2.0	\$6,055	-	Liberty		\$0
-	Crisp		\$0	-	Lincoln		\$0
64	Dade	5.0	\$7,569	44	Long	18.0	\$25,431
38	Dawson	15.0	\$36,075	-	Lowndes		\$0
1	Decatur	12,287.2	\$48,029,408	48	Lumpkin	15.0	\$22,706
-	DeKalb		\$0	19	Macon	55.0	\$166,513
10	Dodge	300.0	\$759,500	35	Madison	12.0	\$39,600
-	Dooly		\$0	49	Marion	45.0	\$21,409
74	Dougherty	0.2	\$78	-	McDuffie		\$0
-	Douglas		\$0	-	McIntosh		\$0
-	Early		\$0	-	Meriwether		\$0
11	Echols	216.5	\$475,910	3	Miller	1,368.0	\$5,193,565

Sweet Corn

Farm Gate Value 2007

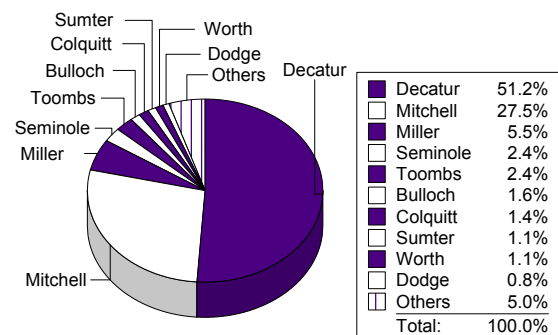
Rank	County	Acres	Farm Gate Value
2	Mitchell	6,204.0	\$25,759,008
-	Monroe		\$0
-	Montgomery		\$0
-	Morgan		\$0
65	Murray	75.0	\$6,300
-	Muscogee		\$0
-	Newton		\$0
-	Oconee		\$0
-	Oglethorpe		\$0
15	Paulding	200.0	\$224,900
-	Peach		\$0
33	Pickens	55.0	\$47,575
68	Pierce	4.0	\$4,618
43	Pike	20.0	\$25,950
42	Polk	11.0	\$26,455
20	Pulaski	50.0	\$151,375
14	Putnam	105.0	\$263,393
-	Quitman		\$0
13	Rabun	140.0	\$336,700
-	Randolph		\$0
16	Richmond	75.0	\$211,500
63	Rockdale	4.5	\$8,542
71	Schley	10.0	\$3,028
53	Screven	5.0	\$15,138
4	Seminole	755.0	\$2,285,763
-	Spalding		\$0
-	Stephens		\$0
-	Stewart		\$0
8	Sumter	300.0	\$1,024,530
32	Talbot	25.0	\$48,100
-	Taliaferro		\$0
20	Tattnall	50.0	\$151,375
-	Taylor		\$0
-	Telfair		\$0
28	Terrell	40.0	\$73,080
40	Thomas	12.0	\$30,102
-	Tift		\$0
5	Toombs	704.0	\$2,283,600
41	Towns	25.0	\$27,696
-	Treutlen		\$0
-	Troup		\$0
26	Turner	27.0	\$81,743
-	Twiggs		\$0
12	Union	100.0	\$475,750
-	Upson		\$0
37	Walker	30.0	\$37,518
69	Walton	5.0	\$4,325
-	Ware		\$0
25	Warren	120.0	\$93,420
46	Washington	16.0	\$24,912

Rank	County	Acres	Farm Gate Value
-	Wayne		\$0
-	Webster		\$0
23	Wheeler	32.0	\$96,880
18	White	110.0	\$176,028
-	Whitfield		\$0
58	Wilcox	3.2	\$9,688
-	Wilkes		\$0
-	Wilkinson		\$0
9	Worth	377.0	\$1,024,338
2007 Totals		25,816	\$93,785,132

Percent of Vegetables

10.48%

Top Ten Counties For Sweet Corn



Top Ten Counties Sweet Corn

County	Acres	Farm Gate Value
Decatur	12,287	\$48,029,408
Mitchell	6,204	\$25,759,008
Miller	1,368	\$5,193,565
Seminole	755	\$2,285,763
Toombs	704	\$2,283,600
Bulloch	500	\$1,467,050
Colquitt	350	\$1,286,688
Sumter	300	\$1,024,530
Worth	377	\$1,024,338
Dodge	300	\$759,500

Tomato

Farm Gate Value 2007

Rank	County	Acres	Farm Gate Value	Rank	County	Acres	Farm Gate Value
28	Appling	5.0	\$44,050	-	Effingham		\$0
25	Atkinson	4.0	\$56,384	-	Elbert		\$0
37	Bacon	10.0	\$26,430	-	Emanuel		\$0
-	Baker		\$0	-	Evans		\$0
39	Baldwin	8.0	\$21,144	-	Fannin		\$0
-	Banks		\$0	8	Fayette	55.0	\$1,528,450
-	Barrow		\$0	-	Floyd		\$0
-	Bartow		\$0	-	Forsyth		\$0
40	Ben Hill	2.0	\$17,620	-	Franklin		\$0
-	Berrien		\$0	-	Fulton		\$0
-	Bibb		\$0	-	Gilmer		\$0
-	Bleckley		\$0	-	Glascock		\$0
-	Brantley		\$0	-	Glynn		\$0
-	Brooks		\$0	45	Gordon	1.3	\$13,222
-	Bryan		\$0	9	Grady	155.0	\$1,521,000
-	Bulloch		\$0	48	Greene	3.0	\$11,910
23	Burke	34.0	\$91,795	-	Gwinnett		\$0
-	Butts		\$0	13	Habersham	20.0	\$476,400
-	Calhoun		\$0	16	Hall	21.0	\$259,892
57	Camden	0.5	\$1,145	32	Hancock	50.0	\$39,700
-	Candler		\$0	50	Haralson	10.0	\$7,305
-	Carroll		\$0	18	Harris	18.0	\$216,726
20	Catoosa	19.8	\$112,548	53	Hart	2.0	\$5,286
-	Charlton		\$0	-	Heard		\$0
-	Chatham		\$0	-	Henry		\$0
-	Chattahoochee		\$0	52	Houston	2.0	\$5,776
35	Chattooga	12.0	\$33,152	33	Irwin	6.0	\$37,002
-	Cherokee		\$0	-	Jackson		\$0
41	Clarke	10.0	\$15,880	-	Jasper		\$0
-	Clay		\$0	-	Jeff Davis		\$0
-	Clayton		\$0	54	Jefferson	0.9	\$5,154
-	Clinch		\$0	-	Jenkins		\$0
-	Cobb		\$0	-	Johnson		\$0
30	Coffee	3.0	\$42,288	-	Jones		\$0
2	Colquitt	400.0	\$3,735,000	27	Lamar	20.0	\$52,860
-	Columbia		\$0	-	Lanier		\$0
-	Cook		\$0	44	Laurens	6.1	\$13,391
42	Coweta	6.0	\$15,858	-	Lee		\$0
31	Crawford	2.5	\$40,896	-	Liberty		\$0
-	Crisp		\$0	-	Lincoln		\$0
56	Dade	1.0	\$2,643	34	Long	13.0	\$36,121
-	Dawson		\$0	6	Lowndes	140.0	\$2,228,135
1	Decatur	1,757.0	\$24,058,200	53	Lumpkin	2.0	\$5,286
-	DeKalb		\$0	14	Macon	80.0	\$380,680
-	Dodge		\$0	-	Madison		\$0
-	Dooly		\$0	-	Marion		\$0
-	Dougherty		\$0	-	McDuffie		\$0
-	Douglas		\$0	-	McIntosh		\$0
-	Early		\$0	-	Meriwether		\$0
3	Echols	315.5	\$3,453,600	-	Miller		\$0

Tomato

Farm Gate Value 2007

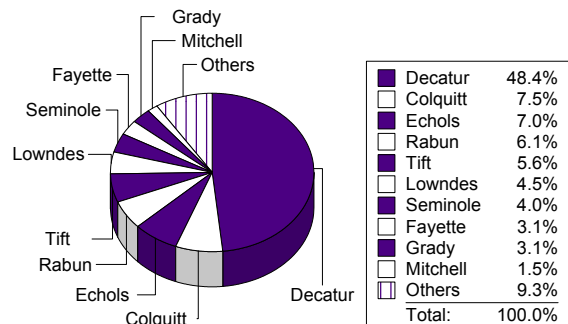
Rank	County	Acres	Farm Gate Value
10	Mitchell	66.0	\$767,527
-	Monroe		\$0
-	Montgomery		\$0
-	Morgan		\$0
-	Murray		\$0
-	Muscogee		\$0
38	Newton	2.0	\$22,232
47	Oconee	2.0	\$12,334
-	Oglethorpe		\$0
-	Paulding		\$0
-	Peach		\$0
43	Pickens	8.0	\$14,096
55	Pierce	1.0	\$4,498
46	Pike	5.0	\$13,215
-	Polk		\$0
-	Pulaski		\$0
-	Putnam		\$0
-	Quitman		\$0
4	Rabun	100.0	\$3,017,200
-	Randolph		\$0
21	Richmond	10.0	\$99,630
40	Rockdale	2.0	\$17,620
51	Schley	2.0	\$6,167
27	Screven	6.0	\$52,860
7	Seminole	140.0	\$1,973,440
-	Spalding		\$0
-	Stephens		\$0
-	Stewart		\$0
-	Sumter		\$0
24	Talbot	8.0	\$66,956
-	Taliaferro		\$0
11	Tattnall	55.0	\$613,330
29	Taylor	7.0	\$43,750
17	Telfair	22.0	\$232,584
-	Terrell		\$0
-	Thomas		\$0
5	Tift	150.0	\$2,777,130
-	Toombs		\$0
-	Towns		\$0
-	Treutlen		\$0
-	Troup		\$0
15	Turner	11.0	\$352,000
-	Twiggs		\$0
30	Union	8.0	\$42,288
-	Upson		\$0
28	Walker	13.0	\$44,050
-	Walton		\$0
22	Ware	9.3	\$97,791
-	Warren		\$0
36	Washington	3.0	\$31,912

Rank	County	Acres	Farm Gate Value
-	Wayne		\$0
-	Webster		\$0
26	Wheeler	4.0	\$54,492
49	White	8.0	\$9,867
-	Whitfield		\$0
12	Wilcox	35.0	\$493,360
-	Wilkes		\$0
-	Wilkinson		\$0
19	Worth	21.0	\$185,010
2007 Totals		3,894	\$49,658,267

Percent of Vegetables

5.55%

Top Ten Counties For Tomato



Top Ten Counties Tomato

County	Acres	Farm Gate Value
Decatur	1,757	\$24,058,200
Colquitt	400	\$3,735,000
Echols	316	\$3,453,600
Rabun	100	\$3,017,200
Tift	150	\$2,777,130
Lowndes	140	\$2,228,135
Seminole	140	\$1,973,440
Fayette	55	\$1,528,450
Grady	155	\$1,521,000
Mitchell	66	\$767,527

Watermelon

Farm Gate Value 2007

Rank	County	Acres	Farm Gate Value	Rank	County	Acres	Farm Gate Value
17	Appling	300.0	\$1,634,100	25	Effingham	75.0	\$565,650
-	Atkinson		\$0	71	Elbert	2.0	\$1,676
-	Bacon		\$0	65	Emanuel	5.0	\$6,495
50	Baker	10.0	\$41,900	38	Evans	44.0	\$165,924
48	Baldwin	25.0	\$48,185	69	Fannin	2.0	\$3,184
-	Banks		\$0	42	Fayette	40.0	\$91,710
72	Barrow	1.0	\$90	41	Floyd	15.0	\$99,554
-	Bartow		\$0	-	Forsyth		\$0
23	Ben Hill	109.0	\$730,736	-	Franklin		\$0
8	Berrien	1,545.0	\$5,904,338	-	Fulton		\$0
-	Bibb		\$0	-	Gilmer		\$0
-	Bleckley		\$0	-	Glascock		\$0
64	Brantley	9.0	\$7,542	-	Glynn		\$0
11	Brooks	500.0	\$2,723,500	70	Gordon	1.3	\$2,340
-	Bryan		\$0	-	Grady		\$0
18	Bulloch	440.0	\$1,557,842	-	Greene		\$0
34	Burke	90.0	\$217,880	-	Gwinnett		\$0
-	Butts		\$0	-	Habersham		\$0
-	Calhoun		\$0	43	Hall	8.0	\$75,960
-	Camden		\$0	37	Hancock	100.0	\$175,350
-	Candler		\$0	-	Haralson		\$0
63	Carroll	10.0	\$9,000	63	Harris	5.0	\$9,000
68	Catoosa	5.0	\$4,500	62	Hart	6.0	\$10,800
-	Charlton		\$0	-	Heard		\$0
-	Chatham		\$0	-	Henry		\$0
-	Chattahoochee		\$0	-	Houston		\$0
64	Chattooga	6.0	\$7,542	15	Irwin	350.0	\$2,032,150
-	Cherokee		\$0	-	Jackson		\$0
-	Clarke		\$0	-	Jasper		\$0
-	Clay		\$0	44	Jeff Davis	14.0	\$75,600
-	Clayton		\$0	46	Jefferson	36.0	\$69,386
-	Clinch		\$0	-	Jenkins		\$0
-	Cobb		\$0	-	Johnson		\$0
24	Coffee	79.0	\$595,818	-	Jones		\$0
16	Colquitt	1,100.0	\$1,705,330	48	Lamar	25.0	\$48,185
-	Columbia		\$0	50	Lanier	5.0	\$41,900
6	Cook	1,200.0	\$6,033,600	28	Laurens	80.1	\$321,017
58	Coweta	8.0	\$15,419	-	Lee		\$0
61	Crawford	2.0	\$10,894	-	Liberty		\$0
1	Crisp	3,650.0	\$14,539,300	-	Lincoln		\$0
29	Dade	100.0	\$303,750	26	Long	102.0	\$510,342
-	Dawson		\$0	-	Lowndes		\$0
14	Decatur	290.0	\$2,077,220	-	Lumpkin		\$0
-	DeKalb		\$0	30	Macon	54.0	\$271,512
7	Dodge	1,300.0	\$5,991,700	47	Madison	25.0	\$56,250
5	Dooly	1,299.0	\$6,531,372	36	Marion	213.0	\$178,494
-	Dougherty		\$0	45	McDuffie	10.0	\$72,000
-	Douglas		\$0	-	McIntosh		\$0
-	Early		\$0	-	Meriwether		\$0
39	Echols	74.0	\$142,600	-	Miller		\$0

Watermelon

Farm Gate Value 2007

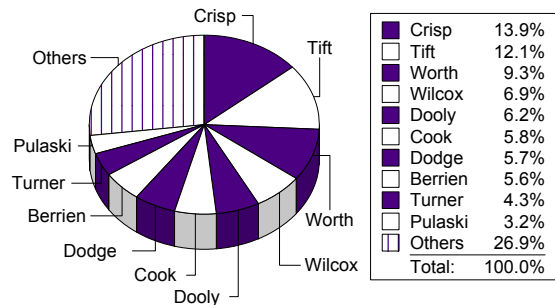
Rank	County	Acres	Farm Gate Value
32	Mitchell	90.0	\$248,886
-	Monroe		\$0
27	Montgomery	42.0	\$340,200
-	Morgan		\$0
-	Murray		\$0
-	Muscogee		\$0
66	Newton	1.0	\$5,400
-	Oconee		\$0
-	Oglethorpe		\$0
-	Paulding		\$0
-	Peach		\$0
59	Pickens	3.0	\$12,570
56	Pierce	9.0	\$20,250
-	Pike		\$0
-	Polk		\$0
10	Pulaski	585.0	\$3,368,760
-	Putnam		\$0
-	Quitman		\$0
-	Rabun		\$0
-	Randolph		\$0
31	Richmond	50.0	\$251,400
-	Rockdale		\$0
51	Schley	12.5	\$33,520
54	Screven	5.0	\$27,235
20	Seminole	265.0	\$1,403,650
-	Spalding		\$0
-	Stephens		\$0
-	Stewart		\$0
49	Sumter	100.0	\$44,640
-	Talbot		\$0
-	Taliaferro		\$0
21	Tattnall	220.0	\$1,240,240
22	Taylor	270.0	\$866,535
13	Telfair	910.0	\$2,184,000
35	Terrell	50.0	\$180,000
33	Thomas	60.0	\$230,031
2	Tift	2,500.0	\$12,611,900
19	Toombs	370.5	\$1,468,745
-	Towns		\$0
-	Treutlen		\$0
-	Troup		\$0
9	Turner	1,160.0	\$4,525,200
-	Twiggs		\$0
57	Union	6.0	\$17,598
-	Upson		\$0
53	Walker	8.0	\$32,400
-	Walton		\$0
52	Ware	17.5	\$32,996
40	Warren	76.0	\$127,376
55	Washington	20.0	\$25,140

Rank	County	Acres	Farm Gate Value
-	Wayne		\$0
-	Webster		\$0
12	Wheeler	674.0	\$2,643,932
67	White	2.0	\$4,680
-	Whitfield		\$0
4	Wilcox	1,766.0	\$7,203,448
-	Wilkes		\$0
60	Wilkinson	6.0	\$11,564
3	Worth	1,567.0	\$9,723,314
2007 Totals		24,215	\$104,604,248

Percent of Vegetables

11.69%

Top Ten Counties For Watermelon



Top Ten Counties Watermelon

County	Acres	Farm Gate Value
Crisp	3,650	\$14,539,300
Tift	2,500	\$12,611,900
Worth	1,567	\$9,723,314
Wilcox	1,766	\$7,203,448
Dooly	1,299	\$6,531,372
Cook	1,200	\$6,033,600
Dodge	1,300	\$5,991,700
Berrien	1,545	\$5,904,338
Turner	1,160	\$4,525,200
Pulaski	585	\$3,368,760

Zucchini

Farm Gate Value 2007

Rank	County	Acres	Farm Gate Value	Rank	County	Acres	Farm Gate Value
20	Appling	5.0	\$7,880	-	Effingham		\$0
7	Atkinson	173.0	\$778,702	-	Elbert		\$0
-	Bacon		\$0	-	Emanuel		\$0
-	Baker		\$0	-	Evans		\$0
-	Baldwin		\$0	-	Fannin		\$0
-	Banks		\$0	-	Fayette		\$0
-	Barrow		\$0	-	Floyd		\$0
-	Bartow		\$0	-	Forsyth		\$0
-	Ben Hill		\$0	-	Franklin		\$0
15	Berrien	17.0	\$33,225	-	Fulton		\$0
-	Bibb		\$0	-	Gilmer		\$0
-	Bleckley		\$0	-	Glascock		\$0
-	Brantley		\$0	-	Glynn		\$0
3	Brooks	500.0	\$1,946,760	26	Gordon	0.5	\$2,758
-	Bryan		\$0	-	Grady		\$0
-	Bulloch		\$0	-	Greene		\$0
-	Burke		\$0	-	Gwinnett		\$0
-	Butts		\$0	-	Habersham		\$0
-	Calhoun		\$0	-	Hall		\$0
-	Camden		\$0	21	Hancock	20.0	\$7,161
-	Candler		\$0	-	Haralson		\$0
-	Carroll		\$0	-	Harris		\$0
-	Catoosa		\$0	-	Hart		\$0
-	Charlton		\$0	-	Heard		\$0
-	Chatham		\$0	-	Henry		\$0
-	Chattahoochee		\$0	-	Houston		\$0
24	Chattooga	4.0	\$3,152	-	Irwin		\$0
-	Cherokee		\$0	-	Jackson		\$0
29	Clarke	2.0	\$782	-	Jasper		\$0
-	Clay		\$0	-	Jeff Davis		\$0
-	Clayton		\$0	-	Jefferson		\$0
-	Clinch		\$0	-	Jenkins		\$0
-	Cobb		\$0	-	Johnson		\$0
-	Coffee		\$0	-	Jones		\$0
1	Colquitt	1,200.0	\$2,916,900	23	Lamar	5.0	\$3,940
-	Columbia		\$0	-	Lanier		\$0
2	Cook	250.0	\$2,299,000	-	Laurens		\$0
27	Coweta	2.0	\$2,364	-	Lee		\$0
19	Crawford	2.0	\$8,510	-	Liberty		\$0
-	Crisp		\$0	-	Lincoln		\$0
-	Dade		\$0	-	Long		\$0
-	Dawson		\$0	8	Lowndes	75.0	\$607,500
9	Decatur	117.0	\$455,361	-	Lumpkin		\$0
-	DeKalb		\$0	11	Macon	121.0	\$230,505
12	Dodge	50.0	\$118,200	-	Madison		\$0
-	Dooly		\$0	-	Marion		\$0
-	Dougherty		\$0	-	McDuffie		\$0
-	Douglas		\$0	-	McIntosh		\$0
-	Early		\$0	-	Meriwether		\$0
6	Echols	309.5	\$1,486,929	-	Miller		\$0

Zucchini

Farm Gate Value 2007

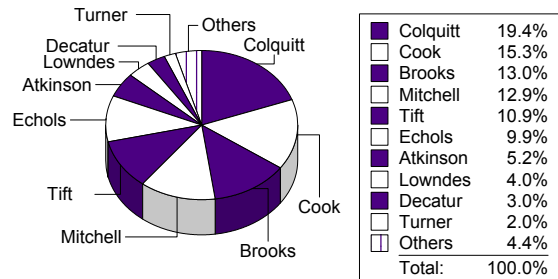
Rank	County	Acres	Farm Gate Value
4	Mitchell	247.0	\$1,946,360
-	Monroe		\$0
-	Montgomery		\$0
-	Morgan		\$0
-	Murray		\$0
-	Muscogee		\$0
-	Newton		\$0
-	Oconee		\$0
-	Oglethorpe		\$0
-	Paulding		\$0
-	Peach		\$0
-	Pickens		\$0
-	Pierce		\$0
-	Pike		\$0
-	Polk		\$0
-	Pulaski		\$0
-	Putnam		\$0
-	Quitman		\$0
-	Rabun		\$0
-	Randolph		\$0
-	Richmond		\$0
28	Rockdale	0.5	\$2,128
-	Schley		\$0
-	Screven		\$0
-	Seminole		\$0
-	Spalding		\$0
-	Stephens		\$0
-	Stewart		\$0
13	Sumter	30.0	\$104,597
-	Talbot		\$0
-	Taliaferro		\$0
16	Tattnall	5.0	\$16,755
18	Taylor	2.0	\$14,158
-	Telfair		\$0
-	Terrell		\$0
14	Thomas	24.0	\$81,662
5	Tift	250.0	\$1,636,500
22	Toombs	2.0	\$5,516
-	Towns		\$0
-	Treutlen		\$0
-	Troup		\$0
10	Turner	50.0	\$295,500
-	Twiggs		\$0
17	Union	5.0	\$14,775
-	Upson		\$0
-	Walker		\$0
-	Walton		\$0
-	Ware		\$0
-	Warren		\$0
-	Washington		\$0

Rank	County	Acres	Farm Gate Value
-	Wayne		\$0
-	Webster		\$0
25	Wheeler	1.0	\$2,876
-	White		\$0
-	Whitfield		\$0
-	Wilcox		\$0
-	Wilkes		\$0
-	Wilkinson		\$0
-	Worth		\$0

2007 Totals 3,470 \$15,030,456

Percent of Vegetables 1.68%

Top Ten Counties For Zucchini



Top Ten Counties Zucchini		
County	Acres	Farm Gate Value
Colquitt	1,200	\$2,916,900
Cook	250	\$2,299,000
Brooks	500	\$1,946,760
Mitchell	247	\$1,946,360
Tift	250	\$1,636,500
Echols	310	\$1,486,929
Atkinson	173	\$778,702
Lowndes	75	\$607,500
Decatur	117	\$455,361
Turner	50	\$295,500

Total Vegetable Value, 2007

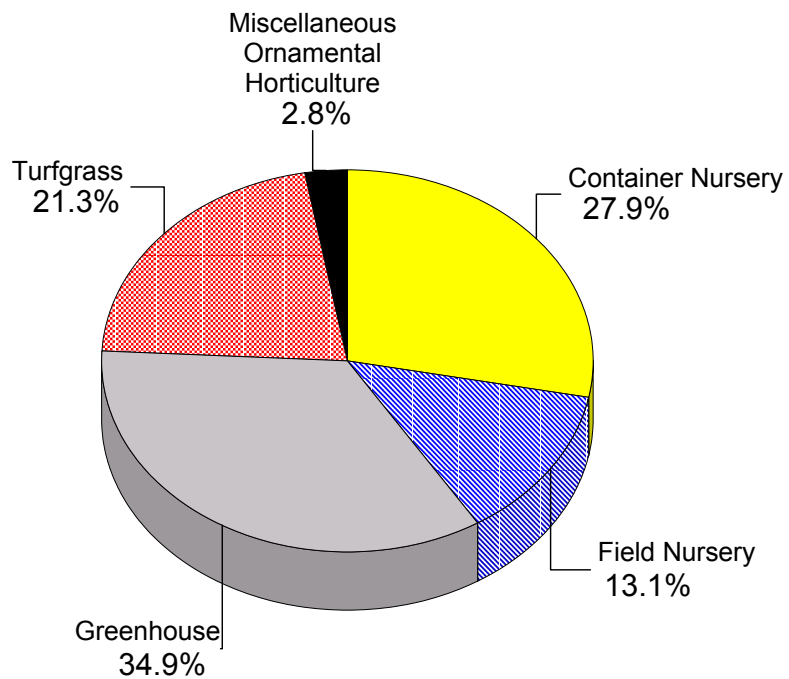
Rank	County	Farm Gate Value	Rank	County	Farm Gate Value	Rank	County	Farm Gate Value
36	Appling	\$1,925,595	18	Evans	\$11,096,145	70	Newton	\$236,904
38	Atkinson	\$1,677,258	77	Fannin	\$181,273	96	Oconee	\$59,209
35	Bacon	\$1,977,177	37	Fayette	\$1,794,213	-	Oglethorpe	\$0
90	Baker	\$103,630	86	Floyd	\$123,054	59	Paulding	\$493,755
92	Baldwin	\$86,223	-	Forsyth	\$0	108	Peach	\$24,119
114	Banks	\$9,235	-	Franklin	\$0	83	Pickens	\$147,172
117	Barrow	\$6,065	-	Fulton	\$0	66	Pierce	\$311,161
-	Bartow	\$0	98	Gilmer	\$50,000	73	Pike	\$211,960
48	Ben Hill	\$1,027,607	103	Glascok	\$34,168	107	Polk	\$26,455
25	Berrien	\$6,943,016	-	Glynn	\$0	22	Pulaski	\$9,447,979
-	Bibb	\$0	99	Gordon	\$46,890	69	Putnam	\$263,393
91	Bleckley	\$88,556	29	Grady	\$4,565,779	-	Quitman	\$0
115	Brantley	\$7,542	104	Greene	\$30,732	27	Rabun	\$5,287,765
5	Brooks	\$60,481,596	-	Gwinnett	\$0	-	Randolph	\$0
-	Bryan	\$0	46	Habersham	\$1,148,575	55	Richmond	\$625,863
16	Bulloch	\$13,921,619	51	Hall	\$709,280	100	Rockdale	\$40,138
50	Burke	\$965,424	43	Hancock	\$1,204,964	76	Schley	\$192,102
-	Butts	\$0	97	Haralson	\$53,775	89	Screven	\$113,267
-	Calhoun	\$0	57	Harris	\$572,402	24	Seminole	\$7,709,923
119	Camden	\$1,145	62	Hart	\$386,974	-	Spalding	\$0
19	Candler	\$10,384,000	-	Heard	\$0	93	Stephens	\$83,400
88	Carroll	\$113,825	-	Henry	\$0	-	Stewart	\$0
72	Catoosa	\$212,632	113	Houston	\$10,544	11	Sumter	\$19,805,005
112	Charlton	\$14,339	34	Irwin	\$3,146,058	82	Talbot	\$156,716
-	Chatham	\$0	-	Jackson	\$0	-	Taliaferro	\$0
-	Chattahoochee	\$0	74	Jasper	\$196,200	3	Tattnall	\$80,887,522
80	Chattooga	\$163,618	87	Jeff Davis	\$122,433	42	Taylor	\$1,233,171
-	Cherokee	\$0	75	Jefferson	\$192,482	23	Telfair	\$9,335,105
101	Clarke	\$35,915	109	Jenkins	\$23,333	65	Terrell	\$343,080
-	Clay	\$0	84	Johnson	\$137,561	30	Thomas	\$4,435,986
-	Clayton	\$0	-	Jones	\$0	2	Tift	\$101,057,100
40	Clinch	\$1,421,699	53	Lamar	\$640,588	6	Toombs	\$59,840,251
-	Cobb	\$0	78	Lanier	\$166,900	106	Towns	\$27,696
47	Coffee	\$1,038,831	60	Laurens	\$440,657	41	Treutlen	\$1,314,048
1	Colquitt	\$108,046,592	54	Lee	\$629,970	-	Troup	\$0
-	Columbia	\$0	-	Liberty	\$0	21	Turner	\$9,569,393
8	Cook	\$37,344,450	-	Lincoln	\$0	118	Twiggs	\$5,535
79	Coweta	\$166,120	39	Long	\$1,510,065	49	Union	\$1,015,665
68	Crawford	\$294,985	13	Lowndes	\$17,530,374	95	Upson	\$60,000
14	Crisp	\$16,478,668	105	Lumpkin	\$27,992	71	Walker	\$217,094
44	Dade	\$1,188,962	33	Macon	\$3,202,015	110	Walton	\$19,325
56	Dawson	\$576,075	64	Madison	\$371,311	26	Ware	\$5,761,404
4	Decatur	\$79,234,866	61	Marion	\$410,176	58	Warren	\$512,989
-	DeKalb	\$0	81	McDuffie	\$163,125	67	Washington	\$298,878
15	Dodge	\$15,852,227	-	McIntosh	\$0	20	Wayne	\$10,075,278
12	Dooly	\$17,639,052	-	Meriwether	\$0	45	Webster	\$1,170,080
120	Dougherty	\$159	28	Miller	\$5,193,565	32	Wheeler	\$3,575,888
85	Douglas	\$135,000	9	Mitchell	\$35,137,437	63	White	\$371,797
-	Early	\$0	-	Monroe	\$0	-	Whitfield	\$0
7	Echols	\$49,906,705	31	Montgomery	\$3,819,862	17	Wilcox	\$12,935,302
52	Effingham	\$660,199	-	Morgan	\$0	-	Wilkes	\$0
111	Elbert	\$17,231	116	Murray	\$6,300	102	Wilkinson	\$34,940
94	Emanuel	\$78,606	-	Muscogee	\$0	10	Worth	\$20,215,765
								GEORGIA
								\$894,853,190

2007 Georgia Farm Gate Value - Ornamental Horticulture -

\$ 770,185,915

Ornamental Horticulture

2007 Farm Gate Value



Container Nursery

Farm Gate Value 2007

Rank	County	Acres	\$/Acre	Farm Gate Value	Rank	County	Acres	\$/Acre	Farm Gate Value
42	Appling	4	\$43,750	\$175,000	41	Elbert	5	\$43,750	\$218,750
47	Atkinson	1	\$43,750	\$43,750	-	Emanuel			\$0
30	Bacon	14	\$43,750	\$612,500	29	Evans	15	\$43,750	\$656,250
33	Baker	12	\$43,750	\$525,000	46	Fannin	2	\$43,750	\$65,625
36	Baldwin	9	\$43,750	\$393,750	13	Fayette	55	\$43,750	\$2,406,250
25	Banks	22	\$43,750	\$962,500	37	Floyd	8	\$43,750	\$350,000
-	Barrow			\$0	16	Forsyth	45	\$43,750	\$1,968,750
29	Bartow	15	\$43,750	\$656,250	42	Franklin	4	\$43,750	\$175,000
39	Ben Hill	7	\$43,750	\$284,375	27	Fulton	18	\$43,750	\$787,500
33	Berrien	12	\$43,750	\$525,000	35	Gilmer	10	\$43,750	\$437,500
-	Bibb			\$0	-	Glascocock			\$0
35	Bleckley	10	\$43,750	\$437,500	35	Glynn	10	\$43,750	\$437,500
48	Brantley	1	\$43,750	\$21,875	-	Gordon			\$0
6	Brooks	150	\$43,750	\$6,562,500	2	Grady	840	\$43,750	\$36,750,000
40	Bryan	6	\$43,750	\$262,500	31	Greene	15	\$40,000	\$600,000
19	Bulloch	35	\$43,750	\$1,531,250	10	Gwinnett	75	\$43,750	\$3,281,250
22	Burke	30	\$43,750	\$1,312,500	24	Habersham	25	\$43,750	\$1,093,750
30	Butts	14	\$43,750	\$612,500	30	Hall	14	\$43,750	\$612,500
-	Calhoun			\$0	-	Hancock			\$0
35	Camden	10	\$43,750	\$437,500	-	Haralson			\$0
44	Candler	2	\$43,750	\$87,500	10	Harris	75	\$43,750	\$3,281,250
26	Carroll	20	\$43,750	\$875,000	11	Hart	72	\$43,750	\$3,150,000
40	Catoosa	6	\$43,750	\$262,500	47	Heard	1	\$43,750	\$43,750
29	Charlton	15	\$43,750	\$656,250	-	Henry			\$0
16	Chatham	45	\$43,750	\$1,968,750	32	Houston	13	\$43,750	\$568,750
-	Chattahoochee			\$0	-	Irwin			\$0
-	Chattooga			\$0	41	Jackson	5	\$43,750	\$218,750
34	Cherokee	11	\$43,750	\$481,250	6	Jasper	150	\$43,750	\$6,562,500
3	Clarke	360	\$43,750	\$15,750,000	38	Jeff Davis	7	\$43,750	\$306,250
26	Clay	20	\$43,750	\$875,000	12	Jefferson	65	\$43,750	\$2,843,750
8	Clayton	89	\$43,750	\$3,893,750	-	Jenkins			\$0
18	Clinch	40	\$43,750	\$1,750,000	23	Johnson	28	\$43,750	\$1,225,000
37	Cobb	8	\$43,750	\$350,000	41	Jones	5	\$43,750	\$218,750
41	Coffee	5	\$43,750	\$218,750	43	Lamar	3	\$43,750	\$131,250
21	Colquitt	31	\$43,750	\$1,356,250	44	Lanier	2	\$43,750	\$87,500
20	Columbia	32	\$43,750	\$1,400,000	44	Laurens	2	\$43,750	\$87,500
35	Cook	10	\$43,750	\$437,500	38	Lee	7	\$43,750	\$306,250
35	Coweta	10	\$43,750	\$437,500	47	Liberty	1	\$43,750	\$43,750
25	Crawford	22	\$43,750	\$962,500	-	Lincoln			\$0
42	Crisp	4	\$43,750	\$175,000	-	Long			\$0
47	Dade	1	\$43,750	\$43,750	5	Lowndes	228	\$43,750	\$9,975,000
43	Dawson	3	\$43,750	\$131,250	28	Lumpkin	17	\$43,750	\$721,875
7	Decatur	85	\$76,588	\$6,510,000	38	Macon	7	\$43,750	\$306,250
-	DeKalb			\$0	37	Madison	8	\$43,750	\$350,000
43	Dodge	3	\$43,750	\$131,250	-	Marion			\$0
-	Dooly			\$0	1	McDuffie	860	\$45,500	\$39,130,000
-	Dougherty			\$0	-	McIntosh			\$0
18	Douglas	40	\$43,750	\$1,750,000	22	Meriwether	30	\$43,750	\$1,312,500
48	Early	1	\$43,750	\$21,875	-	Miller			\$0
-	Echols			\$0	46	Mitchell	2	\$43,750	\$65,625
26	Effingham	20	\$43,750	\$875,000	29	Monroe	15	\$43,750	\$656,250

Container Nursery

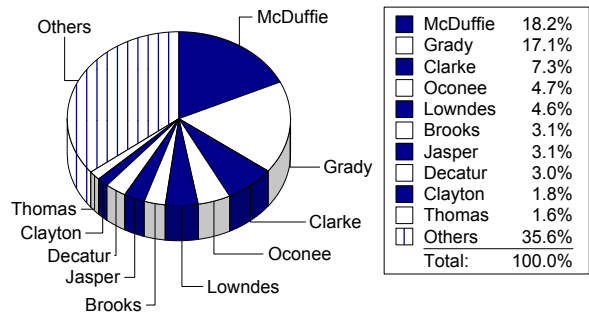
Farm Gate Value 2007

Rank	County	Acres	\$/Acre	Farm Gate Value
44	Montgomery	2	\$43,750	\$87,500
-	Morgan			\$0
-	Murray			\$0
26	Muscogee	20	\$43,750	\$875,000
40	Newton	6	\$43,750	\$262,500
4	Oconee	230	\$43,750	\$10,062,500
44	Oglethorpe	2	\$43,750	\$87,500
15	Paulding	48	\$43,750	\$2,100,000
27	Peach	18	\$43,750	\$787,500
45	Pickens	4	\$20,750	\$83,000
41	Pierce	5	\$43,750	\$218,750
35	Pike	10	\$43,750	\$437,500
44	Polk	2	\$43,750	\$87,500
35	Pulaski	10	\$43,750	\$437,500
41	Putnam	5	\$43,750	\$218,750
-	Quitman			\$0
10	Rabun	75	\$43,750	\$3,281,250
-	Randolph			\$0
17	Richmond	42	\$43,750	\$1,837,500
14	Rockdale	52	\$43,750	\$2,275,000
46	Schley	2	\$43,750	\$65,625
29	Screven	15	\$43,750	\$656,250
47	Seminole	1	\$43,750	\$43,750
47	Spalding	1	\$43,750	\$43,750
44	Stephens	2	\$43,750	\$87,500
21	Stewart	31	\$43,750	\$1,356,250
38	Sumter	7	\$43,750	\$306,250
-	Talbot			\$0
-	Taliaferro			\$0
-	Tattnall			\$0
-	Taylor			\$0
-	Telfair			\$0
43	Terrell	3	\$43,750	\$131,250
9	Thomas	77	\$43,750	\$3,368,750
41	Tift	5	\$43,750	\$218,750
35	Toombs	10	\$43,750	\$437,500
-	Towns			\$0
19	Treutlen	35	\$43,750	\$1,531,250
29	Troup	15	\$43,750	\$656,250
-	Turner			\$0
47	Twiggs	1	\$43,750	\$43,750
43	Union	3	\$43,750	\$131,250
-	Upson			\$0
-	Walker			\$0
44	Walton	2	\$43,750	\$87,500
37	Ware	8	\$43,750	\$350,000
41	Warren	5	\$43,750	\$218,750
43	Washington	3	\$43,750	\$131,250
37	Wayne	8	\$43,750	\$350,000
44	Webster	2	\$43,750	\$87,500
16	Wheeler	45	\$43,750	\$1,968,750

Rank	County	Acres	\$/Acre	Farm Gate Value
-	White			\$0
27	Whitfield	18	\$43,750	\$787,500
48	Wilcox	1	\$43,750	\$21,875
37	Wilkes	8	\$43,750	\$350,000
48	Wilkinson	1	\$43,750	\$21,875
37	Worth	8	\$43,750	\$350,000
2007 Totals		4,823		\$215,132,375

Percent of Ornamental Horticulture 27.9%

Top Ten Counties For Container Nursery



Top Ten Counties Container Nursery

County	Acres	Price	Farm Gate Value
McDuffie	860	\$45,500	\$39,130,000
Grady	840	\$43,750	\$36,750,000
Clarke	360	\$43,750	\$15,750,000
Oconee	230	\$43,750	\$10,062,500
Lowndes	228	\$43,750	\$9,975,000
Brooks	150	\$43,750	\$6,562,500
Jasper	150	\$43,750	\$6,562,500
Decatur	85	\$76,588	\$6,510,000
Clayton	89	\$43,750	\$3,893,750
Thomas	77	\$43,750	\$3,368,750

Field Nursery

Farm Gate Value 2007

Rank	County	Acres	\$/Acre	Farm Gate Value	Rank	County	Acres	\$/Acre	Farm Gate Value
-	Appling			\$0	33	Elbert	30	\$10,950	\$328,500
-	Atkinson			\$0	-	Emanuel			\$0
-	Bacon			\$0	11	Evans	250	\$11,000	\$2,750,000
40	Baker	14	\$10,950	\$153,300	-	Fannin			\$0
38	Baldwin	18	\$10,950	\$197,100	25	Fayette	60	\$10,950	\$657,000
47	Banks	5	\$10,950	\$54,750	7	Floyd	550	\$10,950	\$6,022,500
45	Barrow	7	\$10,950	\$76,650	30	Forsyth	40	\$10,950	\$438,000
17	Bartow	180	\$10,950	\$1,971,000	43	Franklin	9	\$10,950	\$98,550
28	Ben Hill	50	\$10,950	\$547,500	23	Fulton	80	\$10,950	\$876,000
50	Berrien	2	\$10,950	\$21,900	47	Gilmer	5	\$10,950	\$54,750
-	Bibb			\$0	-	Glascocock			\$0
46	Bleckley	6	\$10,950	\$65,700	-	Glynn			\$0
-	Brantley			\$0	42	Gordon	11	\$10,950	\$120,450
37	Brooks	20	\$10,950	\$219,000	15	Grady	185	\$10,950	\$2,025,750
50	Bryan	2	\$10,950	\$21,900	36	Greene	25	\$9,000	\$225,000
24	Bulloch	70	\$10,950	\$766,500	48	Gwinnett	4	\$10,950	\$43,800
-	Burke			\$0	28	Habersham	50	\$10,950	\$547,500
20	Butts	110	\$10,950	\$1,204,500	41	Hall	12	\$10,950	\$131,400
-	Calhoun			\$0	19	Hancock	125	\$10,950	\$1,368,750
49	Camden	3	\$10,950	\$32,850	-	Haralson			\$0
-	Candler			\$0	33	Harris	30	\$10,950	\$328,500
44	Carroll	8	\$10,950	\$87,600	8	Hart	465	\$10,950	\$5,091,750
44	Catoosa	8	\$10,950	\$87,600	-	Heard			\$0
37	Charlton	20	\$10,950	\$219,000	49	Henry	3	\$10,950	\$32,850
31	Chatham	35	\$10,950	\$383,250	-	Houston			\$0
-	Chattahoochee			\$0	-	Irwin			\$0
-	Chattooga			\$0	37	Jackson	20	\$10,950	\$219,000
32	Cherokee	32	\$10,950	\$350,400	2	Jasper	750	\$10,950	\$8,212,500
13	Clarke	210	\$10,950	\$2,299,500	47	Jeff Davis	5	\$10,950	\$54,750
-	Clay			\$0	29	Jefferson	42	\$10,950	\$459,900
12	Clayton	250	\$10,950	\$2,737,500	-	Jenkins			\$0
48	Clinch	4	\$10,950	\$43,800	-	Johnson			\$0
49	Cobb	3	\$10,950	\$32,850	47	Jones	5	\$10,950	\$54,750
47	Coffee	5	\$10,950	\$54,750	6	Lamar	575	\$10,950	\$6,296,250
26	Colquitt	56	\$10,950	\$613,200	48	Lanier	4	\$10,950	\$43,800
30	Columbia	40	\$10,950	\$438,000	47	Laurens	5	\$10,950	\$54,750
-	Cook			\$0	-	Lee			\$0
34	Coweta	25	\$10,950	\$273,750	-	Liberty			\$0
16	Crawford	184	\$10,950	\$2,014,800	-	Lincoln			\$0
49	Crisp	3	\$10,950	\$32,850	-	Long			\$0
47	Dade	5	\$10,950	\$54,750	34	Lowndes	25	\$10,950	\$273,750
-	Dawson			\$0	50	Lumpkin	2	\$10,950	\$21,900
-	Decatur			\$0	-	Macon			\$0
-	DeKalb			\$0	21	Madison	90	\$10,950	\$985,500
-	Dodge			\$0	-	Marion			\$0
22	Dooly	85	\$10,950	\$930,750	-	McDuffie			\$0
51	Dougherty	2	\$10,950	\$16,425	-	McIntosh			\$0
-	Douglas			\$0	5	Meriwether	600	\$10,950	\$6,570,000
-	Early			\$0	-	Miller			\$0
-	Echols			\$0	-	Mitchell			\$0
34	Effingham	25	\$10,950	\$273,750	39	Monroe	15	\$10,950	\$164,250

Field Nursery

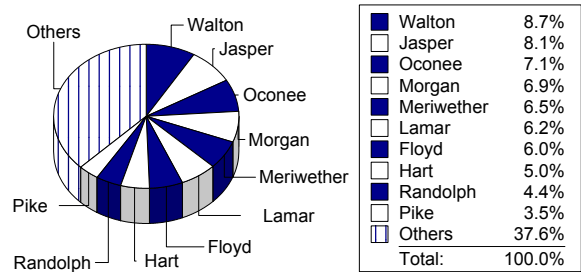
Farm Gate Value 2007

Rank	County	Acres	\$/Acre	Farm Gate Value
47	Montgomery	5	\$10,950	\$54,750
4	Morgan	640	\$10,950	\$7,008,000
38	Murray	18	\$10,950	\$197,100
-	Muscogee			\$0
49	Newton	3	\$10,950	\$32,850
3	Oconee	655	\$10,950	\$7,172,250
33	Oglethorpe	30	\$10,950	\$328,500
44	Paulding	8	\$10,950	\$87,600
39	Peach	15	\$10,950	\$164,250
39	Pickens	15	\$10,950	\$164,250
43	Pierce	9	\$10,950	\$98,550
10	Pike	325	\$10,950	\$3,558,750
-	Polk			\$0
30	Pulaski	40	\$10,950	\$438,000
46	Putnam	6	\$10,950	\$65,700
-	Quitman			\$0
21	Rabun	90	\$10,950	\$985,500
9	Randolph	405	\$10,950	\$4,434,750
47	Richmond	5	\$10,950	\$54,750
31	Rockdale	35	\$10,950	\$383,250
-	Schley			\$0
52	Screven	1	\$10,950	\$10,950
46	Seminole	6	\$10,950	\$65,700
35	Spalding	22	\$10,950	\$240,900
49	Stephens	3	\$10,950	\$32,850
-	Stewart			\$0
-	Sumter			\$0
50	Talbot	2	\$10,950	\$21,900
-	Taliaferro			\$0
-	Tattnall			\$0
-	Taylor			\$0
-	Telfair			\$0
-	Terrell			\$0
31	Thomas	35	\$10,950	\$383,250
49	Tift	3	\$10,950	\$32,850
14	Toombs	200	\$10,950	\$2,190,000
-	Towns			\$0
-	Treutlen			\$0
34	Troup	25	\$10,950	\$273,750
-	Turner			\$0
-	Twiggs			\$0
37	Union	20	\$10,950	\$219,000
47	Upson	5	\$10,950	\$54,750
35	Walker	22	\$10,950	\$240,900
1	Walton	800	\$10,950	\$8,760,000
-	Ware			\$0
48	Warren	4	\$10,950	\$43,800
27	Washington	55	\$10,950	\$602,250
50	Wayne	2	\$10,950	\$21,900
-	Webster			\$0
18	Wheeler	135	\$10,950	\$1,478,250

Rank	County	Acres	\$/Acre	Farm Gate Value
-	White			\$0
48	Whitfield	4	\$10,950	\$43,800
52	Wilcox	1	\$10,950	\$10,950
40	Wilkes	14	\$10,950	\$153,300
52	Wilkinson	1	\$10,950	\$10,950
39	Worth	15	\$10,950	\$164,250
2007 Totals		9,238		\$101,114,375

Percent of Ornamental Horticulture 13.1%

Top Ten Counties For Field Nursery



Top Ten Counties Field Nursery

County	Acres	Price	Farm Gate Value
Walton	800	\$10,950	\$8,760,000
Jasper	750	\$10,950	\$8,212,500
Oconee	655	\$10,950	\$7,172,250
Morgan	640	\$10,950	\$7,008,000
Meriwether	600	\$10,950	\$6,570,000
Lamar	575	\$10,950	\$6,296,250
Floyd	550	\$10,950	\$6,022,500
Hart	465	\$10,950	\$5,091,750
Randolph	405	\$10,950	\$4,434,750
Pike	325	\$10,950	\$3,558,750

Greenhouse

Farm Gate Value 2007

Rank	County	Sq. Ft.	\$/Sq. Ft.	Farm Gate Value	Rank	County	Sq. Ft.	\$/Sq. Ft.	Farm Gate Value
27	Appling	150,000	\$14.25	\$2,137,500	18	Elbert	200,000	\$14.25	\$2,850,000
60	Atkinson	26,250	\$14.25	\$374,063	35	Emanuel	100,000	\$14.25	\$1,425,000
78	Bacon	9,000	\$14.25	\$128,250	18	Evans	200,000	\$14.25	\$2,850,000
49	Baker	45,000	\$14.25	\$641,250	59	Fannin	30,000	\$14.25	\$427,500
76	Baldwin	10,500	\$14.25	\$149,625	14	Fayette	300,000	\$14.25	\$4,275,000
92	Banks	500	\$14.25	\$7,125	33	Floyd	120,000	\$14.25	\$1,710,000
88	Barrow	2,500	\$14.25	\$35,625	18	Forsyth	200,000	\$14.25	\$2,850,000
52	Bartow	40,000	\$14.25	\$570,000	65	Franklin	21,000	\$14.25	\$299,250
36	Ben Hill	98,000	\$14.25	\$1,396,500	1	Fulton	2,100,000	\$14.25	\$29,925,000
37	Berrien	197,500	\$7.00	\$1,382,500	67	Gilmer	19,000	\$14.25	\$270,750
55	Bibb	33,000	\$14.25	\$470,250	-	Glascocock			\$0
-	Bleckley			\$0	35	Glynn	100,000	\$14.25	\$1,425,000
64	Brantley	21,500	\$14.25	\$306,375	48	Gordon	48,000	\$14.25	\$684,000
45	Brooks	60,000	\$14.25	\$855,000	2	Grady	1,961,858	\$14.25	\$27,956,477
89	Bryan	1,000	\$14.25	\$14,250	9	Greene	500,000	\$11.00	\$5,500,000
15	Bulloch	285,000	\$14.25	\$4,061,250	7	Gwinnett	600,000	\$14.25	\$8,550,000
53	Burke	35,000	\$14.25	\$498,750	27	Habersham	150,000	\$14.25	\$2,137,500
20	Butts	180,000	\$14.25	\$2,565,000	21	Hall	160,000	\$16.00	\$2,560,000
49	Calhoun	45,000	\$14.25	\$641,250	-	Hancock			\$0
58	Camden	31,290	\$14.25	\$445,883	65	Haralson	21,000	\$14.25	\$299,250
31	Candler	125,000	\$14.25	\$1,781,250	45	Harris	60,000	\$14.25	\$855,000
42	Carroll	80,000	\$14.25	\$1,140,000	29	Hart	145,000	\$14.25	\$2,066,250
47	Catoosa	50,000	\$14.25	\$712,500	66	Heard	20,000	\$14.25	\$285,000
73	Charlton	13,914	\$14.25	\$198,275	19	Henry	182,000	\$14.25	\$2,593,500
22	Chatham	174,000	\$14.25	\$2,479,500	71	Houston	15,000	\$14.25	\$213,750
-	Chattahoochee			\$0	-	Irwin			\$0
-	Chattooga			\$0	49	Jackson	45,000	\$14.25	\$641,250
5	Cherokee	871,200	\$14.25	\$12,414,600	43	Jasper	75,000	\$14.25	\$1,068,750
8	Clarke	400,000	\$14.25	\$5,700,000	44	Jeff Davis	70,000	\$14.25	\$997,500
-	Clay			\$0	51	Jefferson	43,000	\$14.25	\$612,750
27	Clayton	150,000	\$14.25	\$2,137,500	-	Jenkins			\$0
66	Clinch	20,000	\$14.25	\$285,000	57	Johnson	31,870	\$14.25	\$454,148
16	Cobb	275,000	\$14.25	\$3,918,750	83	Jones	4,800	\$14.25	\$68,400
4	Coffee	1,100,000	\$14.25	\$15,675,000	79	Lamar	8,000	\$14.25	\$114,000
32	Colquitt	124,500	\$14.25	\$1,774,125	59	Lanier	30,000	\$14.25	\$427,500
33	Columbia	120,000	\$14.25	\$1,710,000	47	Laurens	50,000	\$14.25	\$712,500
77	Cook	10,000	\$14.25	\$142,500	56	Lee	32,000	\$14.25	\$456,000
14	Coweta	300,000	\$14.25	\$4,275,000	90	Liberty	800	\$14.25	\$11,400
27	Crawford	150,000	\$14.25	\$2,137,500	80	Lincoln	7,500	\$14.25	\$106,875
65	Crisp	21,000	\$14.25	\$299,250	-	Long			\$0
52	Dade	40,000	\$14.25	\$570,000	62	Lowndes	25,000	\$14.25	\$356,250
-	Dawson			\$0	23	Lumpkin	173,197	\$14.25	\$2,468,057
71	Decatur	15,000	\$14.25	\$213,750	68	Macon	18,000	\$14.25	\$256,500
28	DeKalb	146,500	\$14.25	\$2,087,625	44	Madison	70,000	\$14.25	\$997,500
75	Dodge	12,000	\$14.25	\$171,000	-	Marion			\$0
47	Dooly	50,000	\$14.25	\$712,500	75	McDuffie	12,000	\$14.25	\$171,000
84	Dougherty	4,224	\$14.25	\$60,192	-	McIntosh			\$0
66	Douglas	20,000	\$14.25	\$285,000	35	Meriwether	100,000	\$14.25	\$1,425,000
87	Early	3,000	\$14.25	\$42,750	-	Miller			\$0
-	Echols			\$0	62	Mitchell	25,000	\$14.25	\$356,250
18	Effingham	200,000	\$14.25	\$2,850,000	55	Monroe	33,000	\$14.25	\$470,250

Greenhouse

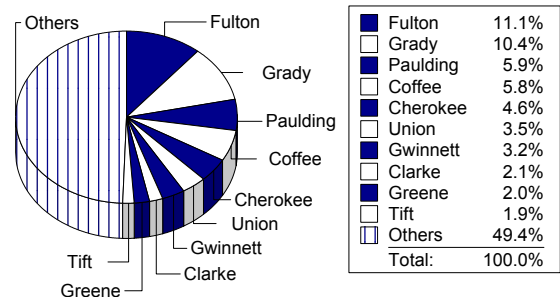
Farm Gate Value 2007

Rank	County	Sq. Ft.	\$/Sq. Ft.	Farm Gate Value
71	Montgomery	15,000	\$14.25	\$213,750
12	Morgan	320,000	\$14.25	\$4,560,000
70	Murray	17,200	\$14.25	\$245,100
50	Muscogee	43,560	\$14.25	\$620,730
52	Newton	40,000	\$14.25	\$570,000
13	Oconee	310,000	\$14.25	\$4,417,500
46	Oglethorpe	54,000	\$14.25	\$769,500
3	Paulding	1,117,500	\$14.25	\$15,924,375
34	Peach	115,000	\$14.25	\$1,638,750
63	Pickens	36,000	\$9.25	\$333,000
48	Pierce	48,000	\$14.25	\$684,000
43	Pike	75,000	\$14.25	\$1,068,750
-	Polk			\$0
78	Pulaski	9,000	\$14.25	\$128,250
71	Putnam	15,000	\$14.25	\$213,750
-	Quitman			\$0
40	Rabun	87,500	\$14.25	\$1,246,875
-	Randolph			\$0
17	Richmond	230,000	\$14.25	\$3,277,500
26	Rockdale	155,000	\$14.25	\$2,208,750
91	Schley	600	\$14.25	\$8,550
81	Screven	7,000	\$14.25	\$99,750
47	Seminole	50,000	\$14.25	\$712,500
-	Spalding			\$0
-	Stephens			\$0
82	Stewart	5,760	\$14.25	\$82,080
24	Sumter	160,900	\$14.25	\$2,292,825
87	Talbot	3,000	\$14.25	\$42,750
-	Taliaferro			\$0
-	Tattnall			\$0
-	Taylor			\$0
-	Telfair			\$0
-	Terrell			\$0
38	Thomas	97,000	\$14.25	\$1,382,250
10	Tift	350,000	\$14.25	\$4,987,500
20	Toombs	180,000	\$14.25	\$2,565,000
54	Towns	34,000	\$14.25	\$484,500
86	Treutlen	3,200	\$14.25	\$45,600
79	Troup	8,000	\$14.25	\$114,000
-	Turner			\$0
-	Twiggs			\$0
6	Union	663,300	\$14.25	\$9,452,025
41	Upson	85,000	\$14.25	\$1,211,250
47	Walker	50,000	\$14.25	\$712,500
11	Walton	325,000	\$14.25	\$4,631,250
25	Ware	160,000	\$14.25	\$2,280,000
69	Warren	17,500	\$14.25	\$249,375
80	Washington	7,500	\$14.25	\$106,875
68	Wayne	18,000	\$14.25	\$256,500
62	Webster	25,000	\$14.25	\$356,250
74	Wheeler	13,000	\$14.25	\$185,250

Rank	County	Sq. Ft.	\$/Sq. Ft.	Farm Gate Value
61	White	26,000	\$14.25	\$370,500
30	Whitfield	128,000	\$14.25	\$1,824,000
72	Wilcox	14,500	\$14.25	\$206,625
39	Wilkes	90,900	\$14.25	\$1,295,325
-	Wilkinson			\$0
85	Worth	4,000	\$14.25	\$57,000
2007 Totals		19,068,323		\$268,766,728

Percent of Ornamental Horticulture 34.9%

Top Ten Counties For Greenhouse



Top Ten Counties Greenhouse

County	Sq Ft	Price	Farm Gate Value
Fulton	2,100,000	\$14.25	\$29,925,000
Grady	1,961,858	\$14.25	\$27,956,477
Paulding	1,117,500	\$14.25	\$15,924,375
Coffee	1,100,000	\$14.25	\$15,675,000
Cherokee	871,200	\$14.25	\$12,414,600
Union	663,300	\$14.25	\$9,452,025
Gwinnett	600,000	\$14.25	\$8,550,000
Clarke	400,000	\$14.25	\$5,700,000
Greene	500,000	\$11.00	\$5,500,000
Tift	350,000	\$14.25	\$4,987,500

Turfgrass

Farm Gate Value 2007

Rank	County	Acres	Harvest Rate	\$/Acre	Farm Gate Value	Rank	County	Acres	Harvest Rate	\$/Acre	Farm Gate Value
53	Appling	60	0.70	\$4,628	\$194,376	-	Elbert				\$0
-	Atkinson				\$0	31	Emanuel	385	0.70	\$4,628	\$1,247,246
-	Bacon				\$0	25	Evans	505	0.70	\$4,628	\$1,635,998
38	Baker	200	0.70	\$4,628	\$647,920	-	Fannin				\$0
-	Baldwin				\$0	-	Fayette				\$0
55	Banks	40	0.70	\$4,628	\$129,584	7	Floyd	2,000	0.70	\$4,628	\$6,479,200
-	Barrow				\$0	60	Forsyth	5	0.70	\$4,628	\$16,198
17	Bartow	1,100	0.70	\$4,628	\$3,563,560	57	Franklin	30	0.70	\$4,628	\$97,188
49	Ben Hill	84	0.70	\$4,628	\$272,126	50	Fulton	80	0.70	\$4,628	\$259,168
20	Berrien	721	0.70	\$4,628	\$2,335,752	-	Gilmer				\$0
-	Bibb				\$0	-	Glascocock				\$0
-	Bleckley				\$0	-	Glynn				\$0
61	Brantley	3	0.70	\$4,628	\$9,719	16	Gordon	1,120	0.70	\$4,628	\$3,628,352
-	Brooks				\$0	36	Grady	250	0.70	\$4,628	\$809,900
-	Bryan				\$0	-	Greene				\$0
7	Bulloch	2,000	0.70	\$4,628	\$6,479,200	45	Gwinnett	100	0.70	\$4,628	\$323,960
-	Burke				\$0	33	Habersham	350	0.70	\$4,628	\$1,133,860
42	Butts	125	0.70	\$4,628	\$404,950	-	Hall				\$0
-	Calhoun				\$0	45	Hancock	100	0.70	\$4,628	\$323,960
-	Camden				\$0	-	Haralson				\$0
37	Candler	225	0.70	\$4,628	\$728,910	45	Harris	100	0.70	\$4,628	\$323,960
30	Carroll	400	0.70	\$4,628	\$1,295,840	52	Hart	70	0.70	\$4,628	\$226,772
34	Catoosa	345	0.70	\$4,628	\$1,117,662	39	Heard	175	0.70	\$4,628	\$566,930
-	Charlton				\$0	-	Henry				\$0
-	Chatham				\$0	19	Houston	800	0.70	\$4,628	\$2,591,680
-	Chattahoochee				\$0	23	Irwin	619	0.70	\$4,628	\$2,005,312
-	Chattooga				\$0	32	Jackson	375	0.70	\$4,628	\$1,214,850
-	Cherokee				\$0	-	Jasper				\$0
-	Clarke				\$0	24	Jeff Davis	600	0.70	\$4,628	\$1,943,760
-	Clay				\$0	29	Jefferson	450	0.70	\$4,628	\$1,457,820
-	Clayton				\$0	54	Jenkins	50	0.70	\$4,628	\$161,980
-	Clinch				\$0	-	Johnson				\$0
-	Cobb				\$0	-	Jones				\$0
-	Coffee				\$0	-	Lamar				\$0
15	Colquitt	1,150	0.70	\$4,628	\$3,725,540	6	Lanier	2,200	0.70	\$4,628	\$7,127,120
-	Columbia				\$0	32	Laurens	375	0.70	\$4,628	\$1,214,850
2	Cook	3,300	0.70	\$4,628	\$10,690,680	38	Lee	200	0.70	\$4,628	\$647,920
-	Coweta				\$0	-	Liberty				\$0
29	Crawford	450	0.70	\$4,628	\$1,457,820	-	Lincoln				\$0
38	Crisp	200	0.70	\$4,628	\$647,920	-	Long				\$0
-	Dade				\$0	45	Lowndes	100	0.70	\$4,628	\$323,960
56	Dawson	35	0.70	\$4,628	\$113,386	59	Lumpkin	15	0.70	\$4,628	\$48,594
10	Decatur	1,508	0.70	\$4,628	\$4,885,317	1	Macon	3,700	0.70	\$4,628	\$11,986,520
-	DeKalb				\$0	-	Madison				\$0
12	Dodge	1,400	0.70	\$4,628	\$4,535,440	-	Marion				\$0
28	Dooly	475	0.70	\$4,628	\$1,538,810	-	McDuffie				\$0
18	Dougherty	1,000	0.70	\$4,628	\$3,239,600	-	McIntosh				\$0
-	Douglas				\$0	45	Meriwether	100	0.70	\$4,628	\$323,960
22	Early	675	0.70	\$4,628	\$2,186,730	-	Miller				\$0
-	Echols				\$0	15	Mitchell	1,150	0.70	\$4,628	\$3,725,540
35	Effingham	300	0.70	\$4,628	\$971,880	-	Monroe				\$0

Turfgrass

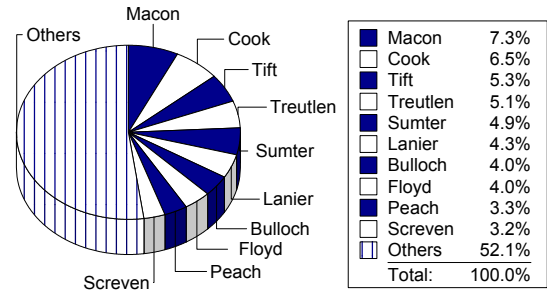
Farm Gate Value 2007

Rank	County	Acres	Harvest Rate	\$/Acre	Farm Gate Value
-	Montgomery				\$0
45	Morgan	100	0.70	\$4,628	\$323,960
42	Murray	125	0.70	\$4,628	\$404,950
-	Muscogee				\$0
-	Newton				\$0
58	Oconee	25	0.70	\$4,628	\$80,990
-	Oglethorpe				\$0
-	Paulding				\$0
8	Peach	1,650	0.70	\$4,628	\$5,345,340
-	Pickens				\$0
-	Pierce				\$0
-	Pike				\$0
-	Polk				\$0
13	Pulaski	1,300	0.70	\$4,628	\$4,211,480
-	Putnam				\$0
-	Quitman				\$0
-	Rabun				\$0
-	Randolph				\$0
51	Richmond	75	0.70	\$4,628	\$242,970
-	Rockdale				\$0
47	Schley	90	0.70	\$4,628	\$291,564
9	Screven	1,600	0.70	\$4,628	\$5,183,360
21	Seminole	690	0.70	\$4,628	\$2,235,324
-	Spalding				\$0
-	Stephens				\$0
-	Stewart				\$0
5	Sumter	2,500	0.70	\$4,628	\$8,099,000
-	Talbot				\$0
-	Taliaferro				\$0
-	Tattnall				\$0
26	Taylor	500	0.70	\$4,628	\$1,619,800
-	Telfair				\$0
24	Terrell	600	0.70	\$4,628	\$1,943,760
48	Thomas	87	0.70	\$4,628	\$281,845
3	Tift	2,700	0.70	\$4,628	\$8,746,920
36	Toombs	250	0.70	\$4,628	\$809,900
-	Towns				\$0
4	Treutlen	2,600	0.70	\$4,628	\$8,422,960
-	Troup				\$0
14	Turner	1,292	0.70	\$4,628	\$4,185,563
-	Twiggs				\$0
-	Union				\$0
-	Upson				\$0
46	Walker	91	0.70	\$4,628	\$294,804
60	Walton	5	0.70	\$4,628	\$16,198
-	Ware				\$0
43	Warren	120	0.70	\$4,628	\$388,752
11	Washington	1,500	0.70	\$4,628	\$4,859,400
-	Wayne				\$0
41	Webster	130	0.70	\$4,628	\$421,148
44	Wheeler	90	0.70	\$5,400	\$340,200

Rank	County	Acres	Harvest Rate	\$/Acre	Farm Gate Value
-	White				\$0
57	Whitfield	30	0.70	\$4,628	\$97,188
40	Wilcox	155	0.70	\$4,628	\$502,138
-	Wilkes				\$0
-	Wilkinson				\$0
27	Worth	490	0.70	\$4,628	\$1,587,404
2007 Totals		50,595			\$163,956,198

Percent of Ornamental Horticulture 21.3%

Top Ten Counties For Turfgrass



Top Ten Counties Turfgrass

County	Acres	Harvest Rate	Price	Farm Gate Value
Macon	3,700	0.70	\$4,628	\$11,986,520
Cook	3,300	0.70	\$4,628	\$10,690,680
Tift	2,700	0.70	\$4,628	\$8,746,920
Treutlen	2,600	0.70	\$4,628	\$8,422,960
Sumter	2,500	0.70	\$4,628	\$8,099,000
Lanier	2,200	0.70	\$4,628	\$7,127,120
Bulloch	2,000	0.70	\$4,628	\$6,479,200
Floyd	2,000	0.70	\$4,628	\$6,479,200
Peach	1,650	0.70	\$4,628	\$5,345,340
Screven	1,600	0.70	\$4,628	\$5,183,360

Miscellaneous Ornamental Horticulture

Farm Gate Value 2007

County	Farm Gate Value	County	Farm Gate Value
Appling		Early	
Atkinson		Echols	
Bacon		Effingham	
Baker		Elbert	
Baldwin		Emanuel	
Banks		Evans	
Barrow		Fannin	
Bartow		Fayette	
Ben Hill		Floyd	
Berrien		Forsyth	
Bibb		Franklin	
Bleckley		Fulton	
Brantley		Gilmer	
Brooks		Glascocock	
Bryan		Glynn	
Bulloch		Gordon	
Burke		Grady	
Butts		Greene	\$15,000,000
Calhoun		Gwinnett	
Camden		Habersham	
Candler		Hall	
Carroll	\$100,000	Hancock	
Catoosa		Haralson	
Charlton		Harris	
Chatham		Hart	
Chattahoochee		Heard	
Chattooga		Henry	
Cherokee		Houston	
Clarke		Irwin	
Clay		Jackson	
Clayton		Jasper	
Clinch		Jeff Davis	
Cobb		Jefferson	\$108,000
Coffee		Jenkins	
Colquitt		Johnson	
Columbia		Jones	
Cook		Lamar	
Coweta		Lanier	\$4,625,000
Crawford		Laurens	
Crisp		Lee	
Dade		Liberty	
Dawson		Lincoln	
Decatur		Long	
DeKalb		Lowndes	
Dodge		Lumpkin	
Dooly		Macon	
Dougherty		Madison	
Douglas		Marion	\$130,000

Miscellaneous Ornamental Horticulture

Farm Gate Value 2007

County	Farm Gate Value	County	Farm Gate Value
McDuffie		Upson	\$50,000
McIntosh		Walker	
Meriwether		Walton	
Miller		Ware	
Mitchell		Warren	
Monroe		Washington	
Montgomery		Wayne	
Morgan		Webster	
Murray		Wheeler	\$977,240
Muscogee		White	\$4,000
Newton		Whitfield	
Oconee		Wilcox	
Oglethorpe		Wilkes	
Paulding		Wilkinson	
Peach		Worth	
Pickens		2007 Totals	\$21,216,240
Pierce		Percent of Ornamental Horticulture	2.8%
Pike			
Polk	\$2,000		
Pulaski			
Putnam			
Quitman			
Rabun			
Randolph			
Richmond			
Rockdale	\$220,000		
Schley			
Screven			
Seminole			
Spalding			
Stephens			
Stewart			
Sumter			
Talbot			
Taliaferro			
Tattnall			
Taylor			
Telfair			
Terrell			
Thomas			
Tift			
Toombs			
Towns			
Treutlen			
Troup			
Turner			
Twiggs			
Union			

Total Ornamental Horticulture Value, 2007

Rank	County	Farm Gate Value	Rank	County	Farm Gate Value	Rank	County	Farm Gate Value
76	Appling	\$2,506,876	29	Evans	\$7,892,248	112	Newton	\$865,350
129	Atkinson	\$417,813	126	Fannin	\$493,125	5	Oconee	\$21,733,240
117	Bacon	\$740,750	32	Fayette	\$7,338,250	102	Oglethorpe	\$1,185,500
89	Baker	\$1,967,470	10	Floyd	\$14,561,700	7	Paulding	\$18,111,975
118	Baldwin	\$740,475	43	Forsyth	\$5,272,948	28	Peach	\$7,935,840
104	Banks	\$1,153,959	119	Franklin	\$669,988	123	Pickens	\$580,250
142	Barrow	\$112,275	3	Fulton	\$31,847,668	107	Pierce	\$1,001,300
33	Bartow	\$6,760,810	115	Gilmer	\$763,000	46	Pike	\$5,065,000
77	Ben Hill	\$2,500,501	-	Glascocok	\$0	144	Polk	\$89,500
58	Berrien	\$4,265,152	90	Glynn	\$1,862,500	44	Pulaski	\$5,215,230
128	Bibb	\$470,250	56	Gordon	\$4,432,802	125	Putnam	\$498,200
124	Bleckley	\$503,200	1	Grady	\$67,542,127	-	Quitman	\$0
134	Brantley	\$337,969	6	Greene	\$21,325,000	39	Rabun	\$5,513,625
30	Brooks	\$7,636,500	17	Gwinnett	\$12,199,010	55	Randolph	\$4,434,750
136	Bryan	\$298,650	50	Habersham	\$4,912,610	42	Richmond	\$5,412,720
14	Bulloch	\$12,838,200	66	Hall	\$3,303,900	45	Rockdale	\$5,087,000
91	Burke	\$1,811,250	93	Hancock	\$1,692,710	131	Schley	\$365,739
54	Butts	\$4,786,950	135	Haralson	\$299,250	37	Screven	\$5,950,310
121	Calhoun	\$641,250	53	Harris	\$4,788,710	70	Seminole	\$3,057,274
108	Camden	\$916,233	23	Hart	\$10,534,772	137	Spalding	\$284,650
75	Candler	\$2,597,660	110	Heard	\$895,680	141	Stephens	\$120,350
62	Carroll	\$3,498,440	74	Henry	\$2,626,350	97	Stewart	\$1,438,330
81	Catoosa	\$2,180,262	64	Houston	\$3,374,180	22	Sumter	\$10,698,075
105	Charlton	\$1,073,525	88	Irwin	\$2,005,312	145	Talbot	\$64,650
52	Chatham	\$4,831,500	79	Jackson	\$2,293,850	-	Taliaferro	\$0
-	Chattahoochee	\$0	9	Jasper	\$15,843,750	-	Tattnall	\$0
-	Chattooga	\$0	67	Jeff Davis	\$3,302,260	95	Taylor	\$1,619,800
13	Cherokee	\$13,246,250	40	Jefferson	\$5,482,220	-	Telfair	\$0
4	Clarke	\$23,749,500	139	Jenkins	\$161,980	85	Terrell	\$2,075,010
111	Clay	\$875,000	94	Johnson	\$1,679,148	41	Thomas	\$5,416,095
27	Clayton	\$8,768,750	133	Jones	\$341,900	11	Tift	\$13,986,020
84	Clinch	\$2,078,800	35	Lamar	\$6,541,500	36	Toombs	\$6,002,400
57	Cobb	\$4,301,600	16	Lanier	\$12,310,920	127	Towns	\$484,500
8	Coffee	\$15,948,500	86	Laurens	\$2,069,600	24	Treutlen	\$9,999,810
31	Colquitt	\$7,469,115	98	Lee	\$1,410,170	106	Troup	\$1,044,000
61	Columbia	\$3,548,000	146	Liberty	\$55,150	59	Turner	\$4,185,563
20	Cook	\$11,270,680	143	Lincoln	\$106,875	147	Twiggs	\$43,750
47	Coweta	\$4,986,250	-	Long	\$0	25	Union	\$9,802,275
34	Crawford	\$6,572,620	21	Lowndes	\$10,928,960	99	Upson	\$1,316,000
103	Crisp	\$1,155,020	68	Lumpkin	\$3,260,426	101	Walker	\$1,248,204
120	Dade	\$668,500	15	Macon	\$12,549,270	12	Walton	\$13,494,948
138	Dawson	\$244,636	78	Madison	\$2,333,000	73	Ware	\$2,630,000
19	Decatur	\$11,609,066	140	Marion	\$130,000	109	Warren	\$900,677
83	DeKalb	\$2,087,625	2	McDuffie	\$39,301,000	38	Washington	\$5,699,775
51	Dodge	\$4,837,690	-	McIntosh	\$0	122	Wayne	\$628,400
69	Dooley	\$3,182,060	26	Meriwether	\$9,631,460	113	Webster	\$864,898
65	Dougherty	\$3,316,217	-	Miller	\$0	49	Wheeler	\$4,949,690
87	Douglas	\$2,035,000	60	Mitchell	\$4,147,415	130	White	\$374,500
80	Early	\$2,251,355	100	Monroe	\$1,290,750	71	Whitfield	\$2,752,488
-	Echols	\$0	132	Montgomery	\$356,000	116	Wilcox	\$741,588
48	Effingham	\$4,970,630	18	Morgan	\$11,891,960	92	Wilkes	\$1,798,625
63	Elbert	\$3,397,250	114	Murray	\$847,150	148	Wilkinson	\$32,825
72	Emanuel	\$2,672,246	96	Muscogee	\$1,495,730	82	Worth	\$2,158,654

GEORGIA **\$770,185,915**

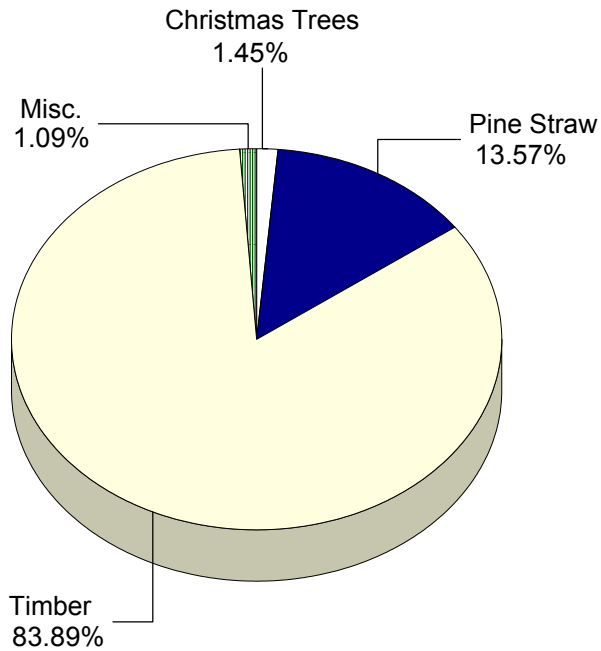
2007 Georgia Farm Gate Value

-Forestry & Products-

\$ 597,031,464

Forestry & Products

2007 Farm Gate Value



Christmas Trees

Farm Gate Value 2007

Rank	County	Acres	Harvest Rate	\$/Acre	Farm Gate Value	Rank	County	Acres	Harvest Rate	\$/Acre	Farm Gate Value
24	Appling	5	0.25	\$15,000	\$18,750	-	Elbert				\$0
	- Atkinson				\$0		- Emanuel				\$0
	- Bacon				\$0		- Evans				\$0
	- Baker				\$0		- Fannin				\$0
11	Baldwin	38	0.25	\$15,000	\$142,500	2	Fayette	155	0.25	\$15,000	\$581,250
	- Banks				\$0	16	Floyd	20	0.25	\$15,000	\$75,000
20	Barrow	12	0.25	\$15,000	\$45,000	24	Forsyth	5	0.25	\$15,000	\$18,750
15	Bartow	25	0.25	\$15,000	\$93,750		- Franklin				\$0
	- Ben Hill				\$0	16	Fulton	20	0.25	\$15,000	\$75,000
21	Berrien	10	0.25	\$15,000	\$37,500	18	Gilmer	15	0.25	\$15,000	\$56,250
22	Bibb	8	0.25	\$15,000	\$30,750		- Glascock				\$0
	- Bleckley				\$0		- Glynn				\$0
	- Brantley				\$0		- Gordon				\$0
	- Brooks				\$0	18	Grady	15	0.25	\$15,000	\$56,250
	- Bryan				\$0		- Greene				\$0
20	Bulloch	12	0.25	\$15,000	\$45,000	4	Gwinnett	70	0.25	\$15,000	\$262,500
20	Burke	12	0.25	\$15,000	\$45,000	10	Habersham	40	0.25	\$15,000	\$150,000
16	Butts	20	0.25	\$15,000	\$75,000	18	Hall	15	0.25	\$15,000	\$56,250
21	Calhoun	10	0.25	\$15,000	\$37,500	8	Hancock	50	0.25	\$15,000	\$187,500
	- Camden				\$0	10	Haralson	40	0.25	\$15,000	\$150,000
	- Candler				\$0	7	Harris	55	0.25	\$15,000	\$206,250
13	Carroll	30	0.25	\$15,000	\$112,500	14	Hart	28	0.25	\$15,000	\$105,000
27	Catoosa	2	0.25	\$15,000	\$7,500		- Heard				\$0
	- Charlton				\$0	5	Henry	65	0.25	\$15,000	\$243,750
24	Chatham	5	0.25	\$15,000	\$18,750	27	Houston	2	0.25	\$15,000	\$7,500
	- Chattahoochee				\$0		- Irwin				\$0
21	Chattooga	10	0.25	\$15,000	\$37,500	15	Jackson	25	0.25	\$15,000	\$93,750
21	Cherokee	10	0.25	\$15,000	\$37,500	3	Jasper	100	0.25	\$15,000	\$375,000
8	Clarke	50	0.25	\$15,000	\$187,500		- Jeff Davis				\$0
	- Clay				\$0	21	Jefferson	10	0.25	\$15,000	\$37,500
5	Clayton	65	0.25	\$15,000	\$243,750		- Jenkins				\$0
	- Clinch				\$0		- Johnson				\$0
18	Cobb	15	0.25	\$15,000	\$56,250		- Jones				\$0
25	Coffee	3	0.25	\$15,000	\$11,250	21	Lamar	10	0.25	\$15,000	\$37,500
	- Colquitt				\$0		- Lanier				\$0
25	Columbia	3	0.25	\$15,000	\$11,250	12	Laurens	35	0.25	\$15,000	\$131,250
21	Cook	10	0.25	\$15,000	\$37,500	24	Lee	5	0.25	\$15,000	\$18,750
23	Coweta	8	0.25	\$15,000	\$30,000	18	Liberty	15	0.25	\$15,000	\$56,250
28	Crawford	1	0.25	\$15,000	\$3,750		- Lincoln				\$0
13	Crisp	30	0.25	\$15,000	\$112,500		- Long				\$0
	- Dade				\$0	8	Lowndes	50	0.25	\$15,000	\$187,500
	- Dawson				\$0	19	Lumpkin	13	0.25	\$15,000	\$48,750
20	Decatur	12	0.25	\$15,000	\$45,000		- Macon				\$0
	- DeKalb				\$0	21	Madison	10	0.25	\$15,000	\$37,500
	- Dodge				\$0		- Marion				\$0
	- Dooly				\$0		- McDuffie				\$0
	- Dougherty				\$0	15	McIntosh	25	0.25	\$15,000	\$93,750
24	Douglas	5	0.25	\$15,000	\$18,750	20	Meriwether	12	0.25	\$15,000	\$45,000
21	Early	10	0.25	\$15,000	\$37,500		- Miller				\$0
	- Echols				\$0	24	Mitchell	5	0.25	\$15,000	\$18,750
12	Effingham	35	0.25	\$15,000	\$131,250	10	Monroe	40	0.25	\$15,000	\$150,000

Christmas Trees

Farm Gate Value 2007

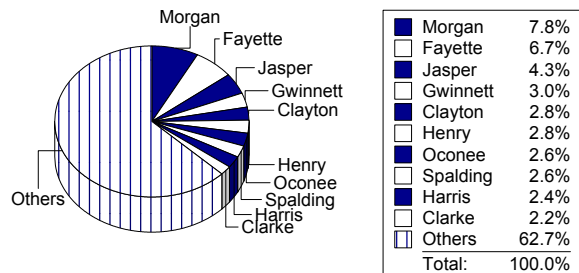
Rank	County	Acres	Harvest Rate	\$/Acre	Farm Gate Value
-	Montgomery				\$0
1	Morgan	180	0.25	\$15,000	\$675,000
21	Murray	10	0.25	\$15,000	\$37,500
24	Muscogee	5	0.25	\$15,000	\$18,750
13	Newton	30	0.25	\$15,000	\$112,500
6	Oconee	60	0.25	\$15,000	\$225,000
18	Oglethorpe	15	0.25	\$15,000	\$56,250
24	Paulding	5	0.25	\$15,000	\$18,750
17	Peach	16	0.25	\$15,000	\$60,000
26	Pickens	3	0.25	\$12,000	\$9,000
-	Pierce				\$0
16	Pike	20	0.25	\$15,000	\$75,000
24	Polk	5	0.25	\$15,000	\$18,750
24	Pulaski	5	0.25	\$15,000	\$18,750
-	Putnam				\$0
-	Quitman				\$0
8	Rabun	50	0.25	\$15,000	\$187,500
-	Randolph				\$0
10	Richmond	40	0.25	\$15,000	\$150,000
21	Rockdale	10	0.25	\$15,000	\$37,500
25	Schley	3	0.25	\$15,000	\$11,250
24	Screven	5	0.25	\$15,000	\$18,750
27	Seminole	2	0.25	\$15,000	\$7,500
6	Spalding	60	0.25	\$15,000	\$225,000
-	Stephens				\$0
-	Stewart				\$0
-	Sumter				\$0
-	Talbot				\$0
-	Taliaferro				\$0
-	Tattnall				\$0
-	Taylor				\$0
15	Telfair	25	0.25	\$15,000	\$93,750
10	Terrell	40	0.25	\$15,000	\$150,000
9	Thomas	42	0.25	\$15,000	\$157,500
15	Tift	25	0.25	\$15,000	\$93,750
-	Toombs				\$0
-	Towns				\$0
13	Treutlen	30	0.25	\$15,000	\$112,500
15	Troup	25	0.25	\$15,000	\$93,750
-	Turner				\$0
-	Twiggs				\$0
21	Union	10	0.25	\$15,000	\$37,500
16	Upson	20	0.25	\$15,000	\$75,000
8	Walker	50	0.25	\$15,000	\$187,500
24	Walton	5	0.25	\$15,000	\$18,750
-	Ware				\$0
20	Warren	12	0.25	\$15,000	\$45,000
-	Washington				\$0
25	Wayne	3	0.25	\$15,000	\$11,250
-	Webster				\$0
-	Wheeler				\$0

Rank	County	Acres	Harvest Rate	\$/Acre	Farm Gate Value
-	White				\$0
8	Whitfield	50	0.25	\$15,000	\$187,500
17	Wilcox	16	0.25	\$15,000	\$60,000
-	Wilkes				\$0
16	Wilkinson	20	0.25	\$15,000	\$75,000
-	Worth				\$0
2007 Totals		2,303			\$8,634,750

Percent of Forestry Products

1.4%

Top Ten Counties For Christmas Trees



Top Ten Counties Christmas Trees

County	Acres	Harvest Rate	\$/Acre	Farm Gate Value
Morgan	180	0.25	\$15,000	\$675,000
Fayette	155	0.25	\$15,000	\$581,250
Jasper	100	0.25	\$15,000	\$375,000
Gwinnett	70	0.25	\$15,000	\$262,500
Clayton	65	0.25	\$15,000	\$243,750
Henry	65	0.25	\$15,000	\$243,750
Oconee	60	0.25	\$15,000	\$225,000
Spalding	60	0.25	\$15,000	\$225,000
Harris	55	0.25	\$15,000	\$206,250
Clarke	50	0.25	\$15,000	\$187,500

Pine Straw

Farm Gate Value 2007

Rank	County	Acres	\$/Acre	Farm Gate Value	Rank	County	Acres	\$/Acre	Farm Gate Value
8	Appling	20,000	\$125	\$2,500,000	45	Elbert	600	\$125	\$75,000
26	Atkinson	3,500	\$125	\$437,500	8	Emanuel	20,000	\$125	\$2,500,000
28	Bacon	3,000	\$125	\$375,000	26	Evans	3,500	\$125	\$437,500
41	Baker	850	\$125	\$106,250	-	Fannin			\$0
-	Baldwin			\$0	61	Fayette	40	\$125	\$5,000
53	Banks	300	\$125	\$37,500	49	Floyd	400	\$125	\$50,000
58	Barrow	75	\$125	\$9,375	-	Forsyth			\$0
-	Bartow			\$0	-	Franklin			\$0
8	Ben Hill	20,000	\$125	\$2,500,000	60	Fulton	45	\$125	\$5,625
40	Berrien	980	\$125	\$122,500	-	Gilmer			\$0
-	Bibb			\$0	47	Glascocock	450	\$125	\$56,250
10	Bleckley	15,000	\$125	\$1,875,000	-	Glynn			\$0
33	Brantley	1,500	\$125	\$187,500	-	Gordon			\$0
12	Brooks	12,000	\$125	\$1,500,000	46	Grady	500	\$125	\$62,500
47	Bryan	450	\$125	\$56,250	-	Greene			\$0
9	Bulloch	16,000	\$125	\$2,000,000	-	Gwinnett			\$0
6	Burke	23,000	\$125	\$2,875,000	-	Habersham			\$0
63	Butts	25	\$125	\$3,125	64	Hall	10	\$125	\$1,250
12	Calhoun	12,000	\$125	\$1,500,000	31	Hancock	2,000	\$125	\$250,000
-	Camden			\$0	-	Haralson			\$0
15	Candler	10,000	\$125	\$1,250,000	30	Harris	2,500	\$125	\$312,500
49	Carroll	400	\$125	\$50,000	49	Hart	400	\$125	\$50,000
-	Catoosa			\$0	-	Heard			\$0
32	Charlton	1,800	\$125	\$225,000	-	Henry			\$0
-	Chatham			\$0	42	Houston	800	\$125	\$100,000
-	Chattahoochee			\$0	20	Irwin	7,000	\$125	\$875,000
-	Chattooga			\$0	-	Jackson			\$0
-	Cherokee			\$0	57	Jasper	100	\$125	\$12,500
-	Clarke			\$0	3	Jeff Davis	50,000	\$125	\$6,250,000
-	Clay			\$0	38	Jefferson	1,100	\$125	\$137,500
-	Clayton			\$0	-	Jenkins			\$0
28	Clinch	3,000	\$125	\$375,000	7	Johnson	20,050	\$125	\$2,506,250
-	Cobb			\$0	-	Jones			\$0
18	Coffee	8,000	\$125	\$1,000,000	31	Lamar	2,000	\$125	\$250,000
34	Colquitt	2,750	\$60	\$165,000	39	Lanier	1,000	\$125	\$125,000
43	Columbia	750	\$125	\$93,750	2	Laurens	55,000	\$125	\$6,875,000
46	Cook	500	\$125	\$62,500	37	Lee	1,200	\$125	\$150,000
-	Coweta			\$0	55	Liberty	200	\$125	\$25,000
43	Crawford	750	\$125	\$93,750	56	Lincoln	101	\$125	\$12,625
28	Crisp	3,000	\$125	\$375,000	13	Long	11,000	\$125	\$1,375,000
-	Dade			\$0	15	Lowndes	10,000	\$125	\$1,250,000
-	Dawson			\$0	-	Lumpkin			\$0
36	Decatur	2,000	\$80	\$160,000	46	Macon	500	\$125	\$62,500
-	DeKalb			\$0	48	Madison	420	\$125	\$52,500
4	Dodge	45,000	\$125	\$5,625,000	27	Marion	4,000	\$100	\$400,000
44	Dooly	650	\$125	\$81,250	-	McDuffie			\$0
31	Dougherty	2,000	\$125	\$250,000	-	McIntosh			\$0
-	Douglas			\$0	28	Meriwether	3,000	\$125	\$375,000
51	Early	375	\$125	\$46,875	39	Miller	1,000	\$125	\$125,000
62	Echols	30	\$125	\$3,750	30	Mitchell	2,500	\$125	\$312,500
49	Effingham	400	\$125	\$50,000	62	Monroe	30	\$125	\$3,750

Pine Straw

Farm Gate Value 2007

Rank	County	Acres	\$/Acre	Farm Gate Value
14	Montgomery	10,200	\$125	\$1,275,000
-	Morgan			\$0
-	Murray			\$0
-	Muscogee			\$0
-	Newton			\$0
52	Oconee	350	\$125	\$43,750
-	Oglethorpe			\$0
-	Paulding			\$0
-	Peach			\$0
-	Pickens			\$0
17	Pierce	8,500	\$125	\$1,062,500
31	Pike	2,000	\$125	\$250,000
-	Polk			\$0
24	Pulaski	4,000	\$125	\$500,000
-	Putnam			\$0
-	Quitman			\$0
-	Rabun			\$0
50	Randolph	378	\$125	\$47,250
59	Richmond	50	\$125	\$6,250
-	Rockdale			\$0
57	Schley	100	\$125	\$12,500
46	Screven	500	\$125	\$62,500
22	Seminole	6,000	\$125	\$750,000
-	Spalding			\$0
-	Stephens			\$0
-	Stewart			\$0
54	Sumter	250	\$125	\$31,250
26	Talbot	3,500	\$125	\$437,500
-	Taliaferro			\$0
18	Tattnall	8,000	\$125	\$1,000,000
28	Taylor	3,000	\$125	\$375,000
23	Telfair	5,000	\$125	\$625,000
37	Terrell	1,200	\$125	\$150,000
29	Thomas	2,800	\$125	\$350,000
28	Tift	3,000	\$125	\$375,000
16	Toombs	9,950	\$125	\$1,243,750
-	Towns			\$0
11	Treutlen	12,700	\$125	\$1,587,500
26	Troup	3,500	\$125	\$437,500
21	Turner	6,500	\$125	\$812,500
42	Twiggs	800	\$125	\$100,000
-	Union			\$0
24	Upson	4,000	\$125	\$500,000
-	Walker			\$0
-	Walton			\$0
26	Ware	3,500	\$125	\$437,500
25	Warren	3,800	\$125	\$475,000
10	Washington	15,000	\$125	\$1,875,000
1	Wayne	60,000	\$125	\$7,500,000
46	Webster	500	\$125	\$62,500
5	Wheeler	29,600	\$135	\$3,996,000

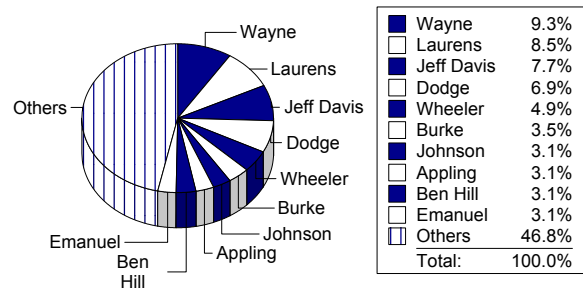
Rank	County	Acres	\$/Acre	Farm Gate Value
-	White			\$0
-	Whitfield			\$0
19	Wilcox	7,200	\$125	\$900,000
-	Wilkes			\$0
35	Wilkinson	1,300	\$125	\$162,500
8	Worth	20,000	\$125	\$2,500,000
2007 Totals		648,709		\$81,015,875

Percent of Forestry Products

13.6%

Top Ten Counties

For Pine Straw



Top Ten Counties

Pine Straw

County	Acres	\$/Acre	Farm Gate Value
Wayne	60,000	\$125	\$7,500,000
Laurens	55,000	\$125	\$6,875,000
Jeff Davis	50,000	\$125	\$6,250,000
Dodge	45,000	\$125	\$5,625,000
Wheeler	29,600	\$135	\$3,996,000
Burke	23,000	\$125	\$2,875,000
Johnson	20,050	\$125	\$2,506,250
Appling	20,000	\$125	\$2,500,000
Ben Hill	20,000	\$125	\$2,500,000
Emanuel	20,000	\$125	\$2,500,000

Timber

Farm Gate Value 2007

Rank	County	Farm Gate Value	Rank	County	Farm Gate Value
6	Appling	\$10,574,587	80	Elbert	\$2,237,154
52	Atkinson	\$3,672,280	15	Emanuel	\$8,003,581
65	Bacon	\$2,926,311	87	Evans	\$1,921,995
105	Baker	\$1,184,986	147	Fannin	\$34,851
73	Baldwin	\$2,589,926	138	Fayette	\$129,551
124	Banks	\$599,535	71	Floyd	\$2,678,044
144	Barrow	\$60,000	-	Forsyth	\$0
78	Bartow	\$2,306,595	131	Franklin	\$346,353
83	Ben Hill	\$2,128,683	139	Fulton	\$120,000
41	Berrien	\$4,389,673	120	Gilmer	\$694,904
118	Bibb	\$741,887	102	Glascock	\$1,258,758
95	Bleckley	\$1,609,759	-	Glynn	\$0
55	Brantley	\$3,508,693	94	Gordon	\$1,730,291
81	Brooks	\$2,200,684	75	Grady	\$2,527,833
50	Bryan	\$3,755,000	26	Greene	\$6,207,156
8	Bulloch	\$9,783,100	-	Gwinnett	\$0
88	Burke	\$1,868,066	114	Habersham	\$798,612
112	Butts	\$823,970	-	Hall	\$0
127	Calhoun	\$437,635	13	Hancock	\$8,600,000
9	Camden	\$8,931,153	76	Haralson	\$2,500,000
82	Candler	\$2,135,778	48	Harris	\$3,874,715
42	Carroll	\$4,200,000	128	Hart	\$425,000
137	Catoosa	\$143,659	84	Heard	\$2,115,000
7	Charlton	\$10,191,641	146	Henry	\$35,880
-	Chatham	\$0	86	Houston	\$1,931,307
140	Chattahoochee	\$119,908	74	Irwin	\$2,572,258
100	Chattooga	\$1,385,668	130	Jackson	\$347,734
135	Cherokee	\$251,458	53	Jasper	\$3,656,987
-	Clarke	\$0	35	Jeff Davis	\$4,943,974
85	Clay	\$1,963,187	43	Jefferson	\$4,108,893
122	Clayton	\$680,000	46	Jenkins	\$4,000,000
5	Clinch	\$11,218,663	45	Johnson	\$4,063,828
145	Cobb	\$40,000	38	Jones	\$4,694,304
27	Coffee	\$6,161,738	109	Lamar	\$972,827
60	Colquitt	\$3,303,598	67	Lanier	\$2,910,768
40	Columbia	\$4,446,619	2	Laurens	\$12,315,346
117	Cook	\$743,588	111	Lee	\$865,894
69	Coweta	\$2,831,851	22	Liberty	\$6,603,882
89	Crawford	\$1,831,986	44	Lincoln	\$4,100,000
98	Crisp	\$1,517,939	18	Long	\$7,265,692
141	Dade	\$114,559	12	Lowndes	\$8,750,000
148	Dawson	\$33,775	142	Lumpkin	\$94,194
25	Decatur	\$6,278,296	96	Macon	\$1,591,476
-	DeKalb	\$0	62	Madison	\$3,167,453
10	Dodge	\$8,925,590	61	Marion	\$3,181,301
110	Dooly	\$875,862	91	McDuffie	\$1,814,001
113	Dougherty	\$804,060	21	McIntosh	\$6,648,206
132	Douglas	\$339,233	63	Meriwether	\$3,120,195
24	Early	\$6,310,103	-	Miller	\$0
31	Echols	\$5,710,542	57	Mitchell	\$3,479,053
11	Effingham	\$8,842,229	72	Monroe	\$2,676,367

Timber

Farm Gate Value 2007

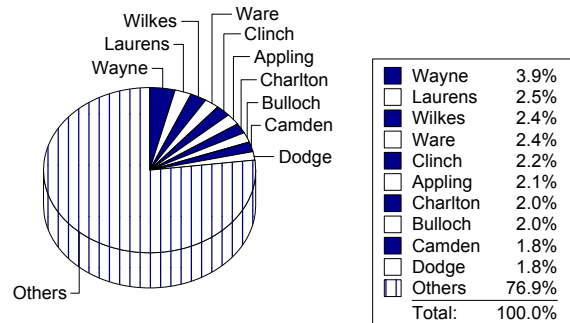
Rank	County	Farm Gate Value
58	Montgomery	\$3,458,844
77	Morgan	\$2,476,089
92	Murray	\$1,800,000
-	Muscogee	\$0
119	Newton	\$711,038
121	Oconee	\$694,120
36	Oglethorpe	\$4,921,127
123	Paulding	\$605,563
116	Peach	\$747,400
108	Pickens	\$999,142
54	Pierce	\$3,579,195
106	Pike	\$1,122,052
125	Polk	\$560,000
107	Pulaski	\$1,055,835
30	Putnam	\$5,711,562
90	Quitman	\$1,830,915
-	Rabun	\$0
47	Randolph	\$3,898,441
101	Richmond	\$1,306,806
134	Rockdale	\$260,119
97	Schley	\$1,525,515
23	Screven	\$6,376,980
103	Seminole	\$1,192,807
126	Spalding	\$538,170
136	Stephens	\$205,182
33	Stewart	\$5,471,794
34	Sumter	\$5,139,291
70	Talbot	\$2,701,859
32	Taliaferro	\$5,646,755
64	Tattnall	\$3,094,869
99	Taylor	\$1,500,000
16	Telfair	\$8,000,000
68	Terrell	\$2,881,995
29	Thomas	\$5,982,402
93	Tift	\$1,753,753
28	Toombs	\$6,150,199
149	Towns	\$24,000
49	Treutlen	\$3,810,704
20	Troup	\$6,943,942
56	Turner	\$3,500,000
59	Twiggs	\$3,409,154
143	Union	\$85,000
79	Upson	\$2,272,546
133	Walker	\$287,929
104	Walton	\$1,188,296
4	Ware	\$12,000,000
51	Warren	\$3,741,120
14	Washington	\$8,098,635
1	Wayne	\$19,688,532
66	Webster	\$2,921,295
39	Wheeler	\$4,693,055

Rank	County	Farm Gate Value
129	White	\$400,000
115	Whitfield	\$790,354
17	Wilcox	\$7,663,670
3	Wilkes	\$12,062,124
19	Wilkinson	\$7,070,892
37	Worth	\$4,703,312
2007 Totals		\$500,864,049

Percent of Forestry Products 83.9%

Top Ten Counties

For Timber



Top Ten Counties

Timber

County	Farm Gate Value
Wayne	\$19,688,532
Laurens	\$12,315,346
Wilkes	\$12,062,124
Ware	\$12,000,000
Clinch	\$11,218,663
Appling	\$10,574,587
Charlton	\$10,191,641
Bulloch	\$9,783,100
Camden	\$8,931,153
Dodge	\$8,925,590

Miscellaneous Forestry

Farm Gate Value 2007

County	Farm Gate Value	County	Farm Gate Value
Appling		Echols	
Atkinson		Effingham	
Bacon		Elbert	
Baker		Emanuel	\$2,431,000
Baldwin		Evans	
Banks		Fannin	
Barrow		Fayette	
Bartow		Floyd	
Ben Hill		Forsyth	
Berrien		Franklin	
Bibb		Fulton	
Bleckley		Gilmer	
Brantley		Glascocock	
Brooks		Glynn	
Bryan		Gordon	
Bulloch		Grady	
Burke		Greene	
Butts		Gwinnett	
Calhoun		Habersham	
Camden		Hall	
Candler		Hancock	
Carroll		Haralson	
Catoosa		Harris	
Charlton		Hart	
Chatham		Heard	
Chattahoochee		Henry	
Chattooga		Houston	
Cherokee		Irwin	
Clarke		Jackson	
Clay		Jasper	
Clayton		Jeff Davis	
Clinch		Jefferson	
Cobb		Jenkins	
Coffee		Johnson	
Colquitt	\$1,629,540	Jones	
Columbia		Lamar	
Cook		Lanier	\$150,000
Coweta		Laurens	
Crawford		Lee	
Crisp		Liberty	
Dade		Lincoln	
Dawson		Long	
Decatur		Lowndes	
DeKalb		Lumpkin	
Dodge		Macon	
Dooly		Madison	\$50,000
Dougherty		Marion	\$400,000
Douglas		McDuffie	
Early		McIntosh	

Miscellaneous Forestry

Farm Gate Value 2007

County	Farm Gate Value	County	Farm Gate Value
Meriwether		Ware	
Miller		Warren	
Mitchell		Washington	\$80,000
Monroe		Wayne	
Montgomery		Webster	
Morgan		Wheeler	\$61,250
Murray		White	
Muscoquee		Whitfield	
Newton		Wilcox	
Oconee		Wilkes	
Oglethorpe		Wilkinson	
Paulding		Worth	
Peach		2007 Totals	\$6,516,790
Pickens		Percent of Forestry Products	1.1%
Pierce			
Pike			
Polk			
Pulaski			
Putnam			
Quitman			
Rabun			
Randolph			
Richmond	\$25,000		
Rockdale			
Schley			
Screven			
Seminole			
Spalding			
Stephens			
Stewart			
Sumter			
Talbot			
Taliaferro			
Tattnall			
Taylor			
Telfair			
Terrell			
Thomas			
Tift	\$1,690,000		
Toombs			
Towns			
Treutlen			
Troup			
Turner			
Twiggs			
Union			
Upson			
Walker			
Walton			

Total Forestry and Products Value, 2007

Rank	County	Farm Gate Value	Rank	County	Farm Gate Value	Rank	County	Farm Gate Value
	Appling	\$13,093,337		Evans	\$2,359,495		Newton	\$823,538
	Atkinson	\$4,109,780		Fannin	\$34,851		Oconee	\$962,870
	Bacon	\$3,301,311		Fayette	\$715,801		Oglethorpe	\$4,977,377
	Baker	\$1,291,236		Floyd	\$2,803,044		Paulding	\$624,313
	Baldwin	\$2,732,426		Forsyth	\$18,750		Peach	\$807,400
	Banks	\$637,035		Franklin	\$346,353		Pickens	\$1,008,142
	Barrow	\$114,375		Fulton	\$200,625		Pierce	\$4,641,695
	Bartow	\$2,400,345		Gilmer	\$751,154		Pike	\$1,447,052
	Ben Hill	\$4,628,683		Glascocock	\$1,315,008		Polk	\$578,750
	Berrien	\$4,549,673		Glynn	\$0		Pulaski	\$1,574,585
	Bibb	\$772,637		Gordon	\$1,730,291		Putnam	\$5,711,562
	Bleckley	\$3,484,759		Grady	\$2,646,583		Quitman	\$1,830,915
	Brantley	\$3,696,193		Greene	\$6,207,156		Rabun	\$187,500
	Brooks	\$3,700,684		Gwinnett	\$262,500		Randolph	\$3,945,691
	Bryan	\$3,811,250		Habersham	\$948,612		Richmond	\$1,488,056
	Bulloch	\$11,828,100		Hall	\$57,500		Rockdale	\$297,619
	Burke	\$4,788,066		Hancock	\$9,037,500		Schley	\$1,549,265
	Butts	\$902,095		Haralson	\$2,650,000		Screven	\$6,458,230
	Calhoun	\$1,975,135		Harris	\$4,393,465		Seminole	\$1,950,307
	Camden	\$8,931,153		Hart	\$580,000		Spalding	\$763,170
	Candler	\$3,385,778		Heard	\$2,115,000		Stephens	\$205,182
	Carroll	\$4,362,500		Henry	\$279,630		Stewart	\$5,471,794
	Catoosa	\$151,159		Houston	\$2,038,807		Sumter	\$5,170,541
	Charlton	\$10,416,641		Irwin	\$3,447,258		Talbot	\$3,139,359
	Chatham	\$18,750		Jackson	\$441,484		Taliaferro	\$5,646,755
	Chattahoochee	\$119,908		Jasper	\$4,044,487		Tattnall	\$4,094,869
	Chattooga	\$1,423,168		Jeff Davis	\$11,193,974		Taylor	\$1,875,000
	Cherokee	\$288,958		Jefferson	\$4,283,893		Telfair	\$8,718,750
	Clarke	\$187,500		Jenkins	\$4,000,000		Terrell	\$3,181,995
	Clay	\$1,963,187		Johnson	\$6,570,078		Thomas	\$6,489,902
	Clayton	\$923,750		Jones	\$4,694,304		Tift	\$3,912,503
	Clinch	\$11,593,663		Lamar	\$1,260,327		Toombs	\$7,393,949
	Cobb	\$96,250		Lanier	\$3,185,768		Towns	\$24,000
	Coffee	\$7,172,988		Laurens	\$19,321,596		Treutlen	\$5,510,704
	Colquitt	\$5,098,138		Lee	\$1,034,644		Troup	\$7,475,192
	Columbia	\$4,551,619		Liberty	\$6,685,132		Turner	\$4,312,500
	Cook	\$843,588		Lincoln	\$4,112,625		Twiggs	\$3,509,154
	Coweta	\$2,861,851		Long	\$8,640,692		Union	\$122,500
	Crawford	\$1,929,486		Lowndes	\$10,187,500		Upson	\$2,847,546
	Crisp	\$2,005,439		Lumpkin	\$142,944		Walker	\$475,429
	Dade	\$114,559		Macon	\$1,653,976		Walton	\$1,207,046
	Dawson	\$33,775		Madison	\$3,307,453		Ware	\$12,437,500
	Decatur	\$6,483,296		Marion	\$3,981,301		Warren	\$4,261,120
	DeKalb	\$0		McDuffie	\$1,814,001		Washington	\$10,053,635
	Dodge	\$14,550,590		McIntosh	\$6,741,956		Wayne	\$27,199,782
	Dooly	\$957,112		Meriwether	\$3,540,195		Webster	\$2,983,795
	Dougherty	\$1,054,060		Miller	\$125,000		Wheeler	\$8,750,305
	Douglas	\$357,983		Mitchell	\$3,810,303		White	\$400,000
	Early	\$6,394,478		Monroe	\$2,830,117		Whitfield	\$977,854
	Echols	\$5,714,292		Montgomery	\$4,733,844		Wilcox	\$8,623,670
	Effingham	\$9,023,479		Morgan	\$3,151,089		Wilkes	\$12,062,124
	Elbert	\$2,312,154		Murray	\$1,837,500		Wilkinson	\$7,308,392
	Emanuel	\$12,934,581		Muscogee	\$18,750		Worth	\$7,203,312
							GEORGIA	\$597,031,464

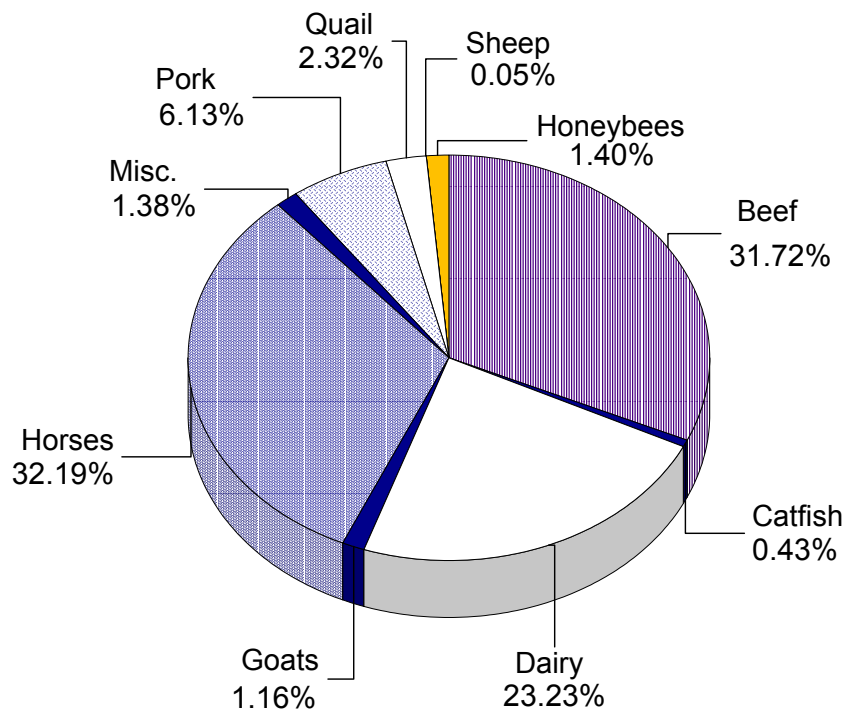
2007 Georgia Farm Gate Value

-Livestock and Aquaculture-

\$ 1,334,564,863

Livestock and Aquaculture

2007 Farm Gate Value



Beef Cattle Finished Outside County

Farm Gate Value 2007

Rank	County	No. Head	Prod./ Head	\$/ Lb	Farm Gate Value	Rank	County	No. Head	Prod./ Head	\$/ Lb	Farm Gate Value
-	Appling				\$0	-	Emanuel				\$0
-	Atkinson				\$0	-	Evans				\$0
3	Bacon	3,500	500	\$0.91	\$1,587,075	-	Fannin				\$0
-	Baker				\$0	27	Fayette	222	500	\$0.91	\$100,666
21	Baldwin	350	500	\$0.91	\$158,708	-	Floyd				\$0
21	Banks	350	500	\$0.91	\$158,708	-	Forsyth				\$0
-	Barrow				\$0	-	Franklin				\$0
7	Bartow	1,500	500	\$0.91	\$680,175	-	Fulton				\$0
-	Ben Hill				\$0	-	Gilmer				\$0
19	Berrien	380	500	\$0.91	\$172,311	29	Glascocock	150	500	\$0.91	\$68,018
-	Bibb				\$0	-	Glynn				\$0
8	Bleckley	1,200	500	\$0.91	\$544,140	20	Gordon	360	500	\$0.91	\$163,242
-	Brantley				\$0	-	Grady				\$0
-	Brooks				\$0	31	Greene	100	500	\$0.91	\$45,345
-	Bryan				\$0	-	Gwinnett				\$0
13	Bulloch	600	500	\$0.91	\$272,070	26	Habersham	225	500	\$0.91	\$102,026
31	Burke	100	500	\$0.91	\$45,345	12	Hall	800	500	\$0.91	\$362,760
23	Butts	300	500	\$0.91	\$136,035	15	Hancock	500	500	\$0.91	\$226,725
18	Calhoun	400	500	\$0.91	\$181,380	25	Haralson	250	500	\$0.91	\$113,363
-	Camden				\$0	32	Harris	80	500	\$0.91	\$36,276
-	Candler				\$0	22	Hart	305	500	\$0.91	\$138,302
2	Carroll	4,000	500	\$0.91	\$1,813,800	23	Heard	300	500	\$0.91	\$136,035
-	Catoosa				\$0	-	Henry				\$0
-	Charlton				\$0	20	Houston	360	500	\$0.91	\$163,242
-	Chatham				\$0	23	Irwin	300	500	\$0.91	\$136,035
-	Chattahoochee				\$0	23	Jackson	300	500	\$0.91	\$136,035
15	Chattooga	500	500	\$0.91	\$226,725	10	Jasper	1,000	500	\$0.91	\$453,450
-	Cherokee				\$0	-	Jeff Davis				\$0
18	Clarke	400	500	\$0.91	\$181,380	9	Jefferson	1,050	500	\$0.91	\$476,123
-	Clay				\$0	-	Jenkins				\$0
-	Clayton				\$0	-	Johnson				\$0
-	Clinch				\$0	36	Jones	30	500	\$0.91	\$13,604
-	Cobb				\$0	21	Lamar	350	500	\$0.91	\$158,708
35	Coffee	50	500	\$0.91	\$22,673	-	Lanier				\$0
-	Colquitt				\$0	-	Laurens				\$0
-	Columbia				\$0	-	Lee				\$0
35	Cook	50	500	\$0.91	\$22,673	-	Liberty				\$0
39	Coweta	15	500	\$0.91	\$6,802	-	Lincoln				\$0
-	Crawford				\$0	-	Long				\$0
16	Crisp	450	500	\$0.91	\$204,053	-	Lowndes				\$0
-	Dade				\$0	38	Lumpkin	20	500	\$0.91	\$9,069
30	Dawson	125	500	\$0.91	\$56,681	-	Macon				\$0
-	Decatur				\$0	13	Madison	600	500	\$0.91	\$272,070
-	DeKalb				\$0	23	Marion	300	500	\$0.91	\$136,035
28	Dodge	200	500	\$0.91	\$90,690	28	McDuffie	200	500	\$0.91	\$90,690
-	Dooly				\$0	-	McIntosh				\$0
-	Dougherty				\$0	6	Meriwether	2,300	500	\$0.91	\$1,042,935
-	Douglas				\$0	11	Miller	950	500	\$0.91	\$430,778
17	Early	425	500	\$0.91	\$192,716	4	Mitchell	3,000	500	\$0.91	\$1,360,350
-	Echols				\$0	34	Monroe	55	500	\$0.91	\$24,940
7	Effingham	1,500	500	\$0.91	\$680,175	37	Montgomery	23	500	\$0.91	\$10,429
-	Elbert				\$0	-	Morgan				\$0

Beef Cattle Finished Outside County

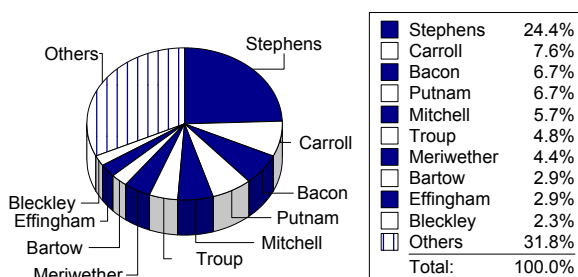
Farm Gate Value 2007

Rank	County	No. Head	Prod./ Head	\$/ Lb	Farm Gate Value
35	Murray	50	500	\$0.91	\$22,673
-	Muscogee				\$0
33	Newton	58	500	\$0.91	\$26,300
35	Oconee	50	500	\$0.91	\$22,673
29	Oglethorpe	150	500	\$0.91	\$68,018
-	Paulding				\$0
31	Peach	100	500	\$0.91	\$45,345
34	Pickens	55	500	\$0.91	\$24,940
-	Pierce				\$0
25	Pike	250	500	\$0.91	\$113,363
25	Polk	250	500	\$0.91	\$113,363
-	Pulaski				\$0
3	Putnam	3,500	500	\$0.91	\$1,587,075
-	Quitman				\$0
-	Rabun				\$0
-	Randolph				\$0
-	Richmond				\$0
10	Rockdale	1,000	500	\$0.91	\$453,450
35	Schley	50	500	\$0.91	\$22,673
-	Screven				\$0
-	Seminole				\$0
-	Spalding				\$0
1	Stephens	12,800	500	\$0.91	\$5,804,160
-	Stewart				\$0
-	Sumter				\$0
-	Talbot				\$0
-	Taliaferro				\$0
28	Tattnall	200	500	\$0.91	\$90,690
-	Taylor				\$0
-	Telfair				\$0
-	Terrell				\$0
24	Thomas	270	500	\$0.91	\$122,432
-	Tift				\$0
-	Toombs				\$0
35	Towns	50	500	\$0.91	\$22,673
-	Treutlen				\$0
5	Troup	2,500	500	\$0.91	\$1,133,625
-	Turner				\$0
-	Twiggs				\$0
-	Union				\$0
-	Upson				\$0
-	Walker				\$0
31	Walton	100	500	\$0.91	\$45,345
-	Ware				\$0
14	Warren	540	500	\$0.91	\$244,863
-	Washington				\$0
-	Wayne				\$0
-	Webster				\$0
-	Wheeler				\$0
-	White				\$0
-	Whitfield				\$0
-	Wilcox				\$0

Rank	County	No. Head	Prod./ Head	\$/ Lb	Farm Gate Value
-	Wilkes				\$0
-	Wilkinson				\$0
39	Worth	15	500	\$0.91	\$6,802
2007Totals		52,513			\$23,812,020

Percent of Livestock / Aquaculture 1.8%

Top Ten Counties For Beef Cattle Finished Outside Co



Top Ten Counties Beef Cattle Finished Outside Co

County	# Head	Prod./ Head	\$/ Lb	Farm Gate Value
Stephens	12,800	500	\$0.91	\$5,804,160
Carroll	4,000	500	\$0.91	\$1,813,800
Bacon	3,500	500	\$0.91	\$1,587,075
Putnam	3,500	500	\$0.91	\$1,587,075
Mitchell	3,000	500	\$0.91	\$1,360,350
Troup	2,500	500	\$0.91	\$1,133,625
Meriwether	2,300	500	\$0.91	\$1,042,935
Bartow	1,500	500	\$0.91	\$680,175
Effingham	1,500	500	\$0.91	\$680,175
Bleckley	1,200	500	\$0.91	\$544,140

Beef Cows

Farm Gate Value 2007

Rank	County	No. Head	Prod./ Head	\$/ Lb	Farm Gate Value	Rank	County	No. Head	Prod./ Head	\$/ Lb	Farm Gate Value
53	Appling	4,600	373.5	\$1.05	\$1,810,362	19	Emanuel	10,000	373.5	\$1.05	\$3,935,570
50	Atkinson	5,000	373.5	\$1.05	\$1,967,785	59	Evans	3,700	373.5	\$1.10	\$1,520,145
80	Bacon	1,500	373.5	\$1.05	\$590,335	79	Fannin	1,600	373.5	\$1.05	\$629,691
57	Baker	4,000	373.5	\$1.05	\$1,574,228	62	Fayette	3,500	373.5	\$1.05	\$1,377,449
30	Baldwin	7,100	373.5	\$1.05	\$2,794,254	7	Floyd	15,000	373.5	\$1.05	\$5,903,354
28	Banks	7,500	373.5	\$1.05	\$2,951,677	81	Forsyth	1,450	373.5	\$1.05	\$570,658
42	Barrow	6,000	373.5	\$1.05	\$2,361,342	10	Franklin	14,000	373.5	\$1.05	\$5,509,797
5	Bartow	15,500	373.5	\$1.05	\$6,100,133	72	Fulton	2,500	373.5	\$1.05	\$983,892
68	Ben Hill	3,000	373.5	\$1.05	\$1,180,671	51	Gilmer	4,950	373.5	\$1.05	\$1,948,107
48	Berrien	5,200	373.5	\$1.05	\$2,046,496	64	Glascocock	3,400	373.5	\$1.05	\$1,338,094
91	Bibb	900	373.5	\$1.05	\$354,201	95	Glynn	580	373.5	\$1.05	\$228,263
56	Bleckley	4,200	373.5	\$1.05	\$1,652,939	11	Gordon	13,600	373.5	\$1.05	\$5,352,375
71	Brantley	2,700	373.5	\$1.05	\$1,062,604	33	Grady	6,600	373.5	\$1.05	\$2,597,476
13	Brooks	13,000	373.5	\$1.05	\$5,116,240	28	Greene	7,500	373.5	\$1.05	\$2,951,677
86	Bryan	1,135	373.5	\$1.05	\$446,687	62	Gwinnett	3,500	373.5	\$1.05	\$1,377,449
17	Bulloch	10,100	373.5	\$1.05	\$3,974,925	14	Habersham	12,500	373.5	\$1.05	\$4,919,462
22	Burke	9,200	373.5	\$1.05	\$3,620,724	23	Hall	9,000	373.5	\$1.05	\$3,542,013
84	Butts	1,250	373.5	\$1.05	\$491,946	76	Hancock	2,000	373.5	\$1.05	\$787,114
63	Calhoun	3,420	373.5	\$1.05	\$1,345,965	38	Haralson	6,250	373.5	\$1.05	\$2,459,731
96	Camden	500	373.5	\$1.05	\$196,778	76	Harris	2,000	373.5	\$1.05	\$787,114
36	Candler	6,000	398.4	\$1.05	\$2,518,764	12	Hart	13,200	373.5	\$1.05	\$5,194,952
3	Carroll	18,000	373.5	\$1.05	\$7,084,025	67	Heard	3,145	373.5	\$1.05	\$1,237,737
68	Catoosa	3,000	373.5	\$1.05	\$1,180,671	29	Henry	7,345	373.5	\$1.05	\$2,890,676
78	Charlton	1,700	373.5	\$1.05	\$669,047	89	Houston	1,000	373.5	\$1.05	\$393,557
96	Chatham	500	373.5	\$1.05	\$196,778	15	Irwin	11,000	373.5	\$1.05	\$4,329,126
98	Chattahoochee	50	373.5	\$1.05	\$19,678	4	Jackson	16,000	373.5	\$1.05	\$6,296,911
21	Chattooga	9,300	373.5	\$1.05	\$3,660,080	27	Jasper	8,000	373.5	\$1.05	\$3,148,456
26	Cherokee	8,300	373.5	\$1.05	\$3,266,523	34	Jeff Davis	6,500	373.5	\$1.05	\$2,558,120
85	Clarke	1,200	373.5	\$1.05	\$472,268	46	Jefferson	5,500	373.5	\$1.05	\$2,164,563
46	Clay	5,500	373.5	\$1.05	\$2,164,563	57	Jenkins	4,000	373.5	\$1.05	\$1,574,228
97	Clayton	150	373.5	\$1.05	\$59,034	40	Johnson	6,100	373.5	\$1.05	\$2,400,697
91	Clinch	900	373.5	\$1.05	\$354,201	49	Jones	5,100	373.5	\$1.05	\$2,007,140
-	Cobb				\$0	68	Lamar	3,000	373.5	\$1.05	\$1,180,671
20	Coffee	9,500	373.5	\$1.05	\$3,738,791	57	Lanier	4,000	373.5	\$1.05	\$1,574,228
8	Colquitt	14,400	373.5	\$1.05	\$5,667,220	42	Laurens	6,000	373.5	\$1.05	\$2,361,342
80	Columbia	1,500	373.5	\$1.05	\$590,335	68	Lee	3,000	373.5	\$1.05	\$1,180,671
44	Cook	5,900	373.5	\$1.05	\$2,321,986	92	Liberty	850	373.5	\$1.05	\$334,523
52	Coweta	4,750	373.5	\$1.05	\$1,869,396	57	Lincoln	4,000	373.5	\$1.05	\$1,574,228
80	Crawford	1,500	373.5	\$1.05	\$590,335	77	Long	1,825	398.4	\$1.05	\$766,124
58	Crisp	3,900	373.5	\$1.05	\$1,534,872	57	Lowndes	4,000	373.5	\$1.05	\$1,574,228
58	Dade	3,900	373.5	\$1.05	\$1,534,872	65	Lumpkin	3,300	373.5	\$1.05	\$1,298,738
62	Dawson	3,500	373.5	\$1.05	\$1,377,449	68	Macon	3,000	373.5	\$1.05	\$1,180,671
47	Decatur	5,305	373.5	\$1.05	\$2,087,820	2	Madison	18,600	373.5	\$1.05	\$7,320,159
-	DeKalb				\$0	69	Marion	2,900	373.5	\$1.05	\$1,141,315
16	Dodge	10,500	373.5	\$1.05	\$4,132,348	53	McDuffie	4,600	373.5	\$1.05	\$1,810,362
76	Dooly	2,000	373.5	\$1.05	\$787,114	-	McIntosh				\$0
79	Dougherty	1,600	373.5	\$1.05	\$629,691	24	Meriwether	8,500	373.5	\$1.05	\$3,345,234
90	Douglas	950	373.5	\$1.05	\$373,879	23	Miller	9,000	373.5	\$1.05	\$3,542,013
6	Early	15,250	373.5	\$1.05	\$6,001,743	16	Mitchell	10,500	373.5	\$1.05	\$4,132,348
88	Echols	1,100	373.5	\$1.05	\$432,913	60	Monroe	3,800	373.5	\$1.05	\$1,495,516
62	Effingham	3,500	373.5	\$1.05	\$1,377,449	66	Montgomery	3,200	373.5	\$1.05	\$1,259,382
45	Elbert	5,800	373.5	\$1.05	\$2,282,630	3	Morgan	18,000	373.5	\$1.05	\$7,084,025

Beef Cows

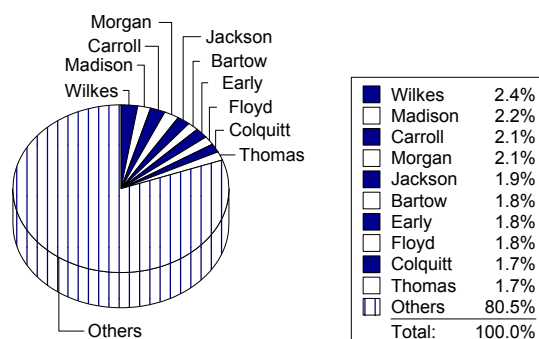
Farm Gate Value 2007

Rank	County	No. Head	Prod./ Head	\$/ Lb	Farm Gate Value
73	Murray	2,400	373.5	\$1.05	\$944,537
97	Muscogee	150	373.5	\$1.05	\$59,034
32	Newton	6,900	373.5	\$1.05	\$2,715,543
18	Oconee	10,050	373.5	\$1.05	\$3,955,247
27	Oglethorpe	8,000	373.5	\$1.05	\$3,148,456
68	Paulding	3,000	373.5	\$1.05	\$1,180,671
82	Peach	1,300	373.5	\$1.05	\$511,624
70	Pickens	2,850	373.5	\$1.05	\$1,121,637
69	Pierce	2,900	373.5	\$1.05	\$1,141,315
66	Pike	3,200	373.5	\$1.05	\$1,259,382
56	Polk	4,200	373.5	\$1.05	\$1,652,939
93	Pulaski	800	373.5	\$1.05	\$314,846
31	Putnam	7,000	373.5	\$1.05	\$2,754,899
93	Quitman	800	373.5	\$1.05	\$314,846
75	Rabun	2,200	373.5	\$1.05	\$865,825
80	Randolph	1,500	373.5	\$1.05	\$590,335
72	Richmond	2,500	373.5	\$1.05	\$983,892
-	Rockdale				\$0
94	Schley	650	373.5	\$1.05	\$255,812
42	Screven	6,000	373.5	\$1.05	\$2,361,342
60	Seminole	3,800	373.5	\$1.05	\$1,495,516
79	Spalding	1,600	373.5	\$1.05	\$629,691
35	Stephens	6,490	373.5	\$1.05	\$2,554,185
93	Stewart	800	373.5	\$1.05	\$314,846
74	Sumter	2,300	373.5	\$1.05	\$905,181
42	Talbot	6,000	373.5	\$1.05	\$2,361,342
-	Taliaferro				\$0
19	Tattnall	10,000	373.5	\$1.05	\$3,935,570
19	Taylor	10,000	373.5	\$1.05	\$3,935,570
57	Telfair	4,000	373.5	\$1.05	\$1,574,228
31	Terrell	7,000	373.5	\$1.05	\$2,754,899
9	Thomas	14,170	373.5	\$1.05	\$5,576,702
24	Tift	8,500	373.5	\$1.05	\$3,345,234
55	Toombs	4,280	373.5	\$1.05	\$1,684,424
50	Towns	5,000	373.5	\$1.05	\$1,967,785
85	Treutlen	1,200	373.5	\$1.05	\$472,268
31	Troup	7,000	373.5	\$1.05	\$2,754,899
23	Turner	9,000	373.5	\$1.05	\$3,542,013
66	Twiggs	3,200	373.5	\$1.05	\$1,259,382
72	Union	2,500	373.5	\$1.05	\$983,892
61	Upson	3,700	373.5	\$1.05	\$1,456,161
21	Walker	9,300	373.5	\$1.05	\$3,660,080
37	Walton	6,300	373.5	\$1.05	\$2,479,409
87	Ware	975	373.5	\$1.20	\$436,995
39	Warren	6,200	373.5	\$1.05	\$2,440,053
57	Washington	4,000	373.5	\$1.05	\$1,574,228
41	Wayne	5,200	435.8	\$1.05	\$2,387,579
68	Webster	3,000	373.5	\$1.05	\$1,180,671
43	Wheeler	4,855	459.0	\$1.05	\$2,348,112
48	White	5,200	373.5	\$1.05	\$2,046,496
25	Whitfield	8,400	373.5	\$1.05	\$3,305,878
54	Wilcox	4,500	373.5	\$1.05	\$1,771,006

Rank	County	No. Head	Prod./ Head	\$/ Lb	Farm Gate Value
1	Wilkes	20,000	373.5	\$1.05	\$7,871,139
83	Wilkinson	1,255	373.5	\$1.05	\$493,914
27	Worth	8,000	373.5	\$1.05	\$3,148,456
2007Totals		841,980			\$332,468,124

Percent of Livestock / Aquaculture 24.9%

Top Ten Counties For Beef Cows



Top Ten Counties Beef Cows

County	# Head	Prod./ Head	\$/ Lb	Farm Gate Value
Wilkes	20,000	373.5	\$1.05	\$7,871,139
Madison	18,600	373.5	\$1.05	\$7,320,159
Carroll	18,000	373.5	\$1.05	\$7,084,025
Morgan	18,000	373.5	\$1.05	\$7,084,025
Jackson	16,000	373.5	\$1.05	\$6,296,911
Bartow	15,500	373.5	\$1.05	\$6,100,133
Early	15,250	373.5	\$1.05	\$6,001,743
Floyd	15,000	373.5	\$1.05	\$5,903,354
Colquitt	14,400	373.5	\$1.05	\$5,667,220
Thomas	14,170	373.5	\$1.05	\$5,576,702

Beef Stockers

Farm Gate Value 2007

Rank	County	No. Head	Prod./ Head	\$/ Lb	Farm Gate Value	Rank	County	No. Head	Prod./ Head	\$/ Lb	Farm Gate Value
-	Appling				\$0	-	Emanuel				\$0
25	Atkinson	2,300	300	\$0.92	\$637,008	32	Evans	1,000	300	\$0.92	\$276,960
-	Bacon				\$0	28	Fannin	1,800	300	\$0.92	\$498,528
20	Baker	3,000	300	\$0.92	\$830,880	-	Fayette				\$0
27	Baldwin	1,900	300	\$0.92	\$526,224	20	Floyd	3,000	300	\$0.92	\$830,880
13	Banks	4,000	300	\$0.92	\$1,107,840	46	Forsyth	400	300	\$0.92	\$110,784
55	Barrow	100	300	\$0.95	\$28,500	32	Franklin	1,000	300	\$0.92	\$276,960
2	Bartow	8,600	300	\$0.92	\$2,381,856	44	Fulton	500	300	\$0.92	\$138,480
22	Ben Hill	2,800	300	\$0.92	\$775,488	49	Gilmer	240	300	\$0.92	\$66,470
9	Berrien	5,500	300	\$0.92	\$1,523,280	28	Glascocock	1,800	300	\$0.92	\$498,528
-	Bibb				\$0	-	Glynn				\$0
32	Bleckley	1,000	300	\$0.92	\$276,960	13	Gordon	4,000	300	\$0.92	\$1,107,840
-	Brantley				\$0	23	Grady	2,500	300	\$0.92	\$692,400
-	Brooks				\$0	48	Greene	275	300	\$0.92	\$76,164
-	Bryan				\$0	44	Gwinnett	500	300	\$0.92	\$138,480
44	Bulloch	500	300	\$0.92	\$138,480	37	Habersham	700	300	\$0.92	\$193,872
23	Burke	2,500	300	\$0.92	\$692,400	12	Hall	4,500	300	\$0.92	\$1,246,320
44	Butts	500	300	\$0.92	\$138,480	44	Hancock	500	300	\$0.92	\$138,480
19	Calhoun	3,100	300	\$0.92	\$858,576	42	Haralson	550	300	\$0.92	\$152,328
-	Camden				\$0	53	Harris	150	300	\$0.92	\$41,544
32	Candler	1,000	300	\$0.92	\$276,960	5	Hart	7,100	300	\$0.92	\$1,966,416
10	Carroll	5,000	300	\$0.92	\$1,384,800	29	Heard	1,500	300	\$0.92	\$415,440
-	Catoosa				\$0	38	Henry	678	300	\$0.92	\$187,779
57	Charlton	50	300	\$0.92	\$13,848	36	Houston	750	300	\$0.92	\$207,720
-	Chatham				\$0	10	Irwin	5,000	300	\$0.92	\$1,384,800
-	Chattahoochee				\$0	1	Jackson	14,000	300	\$0.92	\$3,877,440
20	Chattooga	3,000	300	\$0.92	\$830,880	-	Jasper				\$0
-	Cherokee				\$0	-	Jeff Davis				\$0
-	Clarke				\$0	39	Jefferson	675	300	\$0.92	\$186,948
37	Clay	700	300	\$0.92	\$193,872	29	Jenkins	1,500	300	\$0.92	\$415,440
51	Clayton	200	300	\$0.92	\$55,392	14	Johnson	3,600	300	\$0.92	\$997,056
51	Clinch	200	300	\$0.92	\$55,392	51	Jones	200	300	\$0.92	\$55,392
-	Cobb				\$0	15	Lamar	3,500	300	\$0.92	\$969,360
44	Coffee	500	300	\$0.92	\$138,480	32	Lanier	1,000	300	\$0.92	\$276,960
-	Colquitt				\$0	8	Laurens	6,000	300	\$0.92	\$1,661,760
45	Columbia	450	300	\$0.92	\$124,632	10	Lee	5,000	300	\$0.92	\$1,384,800
57	Cook	50	300	\$0.92	\$13,848	51	Liberty	200	300	\$0.92	\$55,392
37	Coweta	700	300	\$0.92	\$193,872	-	Lincoln				\$0
56	Crawford	100	300	\$0.92	\$27,696	37	Long	700	300	\$0.92	\$193,872
31	Crisp	1,200	300	\$0.92	\$332,352	24	Lowndes	2,400	300	\$0.92	\$664,704
44	Dade	500	300	\$0.92	\$138,480	51	Lumpkin	200	300	\$0.92	\$55,392
-	Dawson				\$0	-	Macon				\$0
3	Decatur	8,000	300	\$0.92	\$2,215,680	31	Madison	1,200	300	\$0.92	\$332,352
-	DeKalb				\$0	41	Marion	575	300	\$0.92	\$159,252
15	Dodge	3,500	300	\$0.92	\$969,360	36	McDuffie	750	300	\$0.92	\$207,720
35	Dooly	800	300	\$0.92	\$221,568	-	McIntosh				\$0
32	Dougherty	1,000	300	\$0.92	\$276,960	26	Meriwether	2,000	300	\$0.92	\$553,920
-	Douglas				\$0	10	Miller	5,000	300	\$0.92	\$1,384,800
26	Early	2,000	300	\$0.92	\$553,920	8	Mitchell	6,000	300	\$0.92	\$1,661,760
-	Echols				\$0	14	Monroe	3,600	300	\$0.92	\$997,056
46	Effingham	400	300	\$0.92	\$110,784	24	Montgomery	2,400	300	\$0.92	\$664,704
44	Elbert	500	300	\$0.92	\$138,480	32	Morgan	1,000	300	\$0.92	\$276,960

Beef Stockers

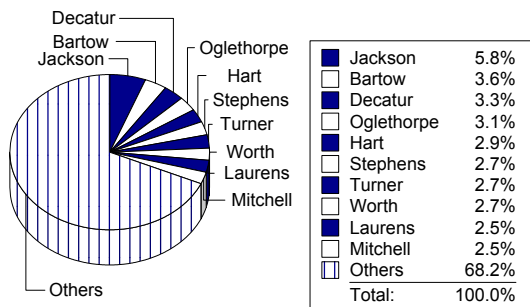
Farm Gate Value 2007

Rank	County	No. Head	Prod./ Head	\$/ Lb	Farm Gate Value
-	Murray				\$0
-	Muscogee				\$0
32	Newton	1,000	300	\$0.92	\$276,960
51	Oconee	200	300	\$0.92	\$55,392
4	Oglethorpe	7,500	300	\$0.92	\$2,077,200
-	Paulding				\$0
56	Peach	100	300	\$0.92	\$27,696
54	Pickens	130	300	\$0.92	\$36,005
-	Pierce				\$0
16	Pike	3,200	300	\$0.92	\$886,272
21	Polk	2,900	300	\$0.92	\$803,184
37	Pulaski	700	300	\$0.92	\$193,872
29	Putnam	1,500	300	\$0.92	\$415,440
43	Quitman	525	300	\$0.92	\$145,404
-	Rabun				\$0
33	Randolph	873	300	\$0.92	\$241,786
37	Richmond	700	300	\$0.92	\$193,872
-	Rockdale				\$0
57	Schley	50	300	\$0.92	\$13,848
20	Screven	3,000	300	\$0.92	\$830,880
9	Seminole	5,500	300	\$0.92	\$1,523,280
-	Spalding				\$0
6	Stephens	6,600	300	\$0.92	\$1,827,936
44	Stewart	500	300	\$0.92	\$138,480
26	Sumter	2,000	300	\$0.92	\$553,920
-	Talbot				\$0
-	Taliaferro				\$0
36	Tattnall	750	300	\$0.92	\$207,720
50	Taylor	225	300	\$0.92	\$62,316
32	Telfair	1,000	300	\$0.92	\$276,960
34	Terrell	850	300	\$0.92	\$235,416
17	Thomas	3,170	300	\$0.92	\$877,963
30	Tift	1,250	300	\$0.92	\$346,200
-	Toombs				\$0
51	Towns	200	300	\$0.92	\$55,392
35	Treutlen	800	300	\$0.92	\$221,568
44	Troup	500	300	\$0.92	\$138,480
7	Turner	6,500	300	\$0.92	\$1,800,240
-	Twiggs				\$0
-	Union				\$0
26	Upson	2,000	300	\$0.92	\$553,920
32	Walker	1,000	300	\$0.92	\$276,960
40	Walton	650	300	\$0.92	\$180,024
-	Ware				\$0
28	Warren	1,800	300	\$0.92	\$498,528
32	Washington	1,000	300	\$0.92	\$276,960
51	Wayne	200	300	\$0.92	\$55,392
26	Webster	2,000	300	\$0.92	\$553,920
18	Wheeler	2,950	320	\$0.92	\$871,501
52	White	185	300	\$0.92	\$51,238
11	Whitfield	4,560	300	\$0.92	\$1,262,938
37	Wilcox	700	300	\$0.92	\$193,872

Rank	County	No. Head	Prod./ Head	\$/ Lb	Farm Gate Value
-	Wilkes				\$0
47	Wilkinson	325	300	\$0.92	\$90,012
7	Worth	6,500	300	\$0.92	\$1,800,240
2007Totals		241,686			\$66,992,627

Percent of Livestock / Aquaculture 5.0%

Top Ten Counties For Beef Stockers



County	# Head	Prod./ Head	\$/ Lb	Farm Gate Value
Jackson	14,000	300	\$0.92	\$3,877,440
Bartow	8,600	300	\$0.92	\$2,381,856
Decatur	8,000	300	\$0.92	\$2,215,680
Oglethorpe	7,500	300	\$0.92	\$2,077,200
Hart	7,100	300	\$0.92	\$1,966,416
Stephens	6,600	300	\$0.92	\$1,827,936
Turner	6,500	300	\$0.92	\$1,800,240
Worth	6,500	300	\$0.92	\$1,800,240
Laurens	6,000	300	\$0.92	\$1,661,760
Mitchell	6,000	300	\$0.92	\$1,661,760

Catfish

Farm Gate Value 2007

Rank	County	Pond Acres	Lbs/ Acre	\$/ Lb	Farm Gate Value	Rank	County	Pond Acres	Lbs/ Acre	\$/ Lb	Farm Gate Value
-	Appling				\$0	-	Emanuel				\$0
44	Atkinson	2	1,500	\$1.04	\$3,120	-	Evans				\$0
-	Bacon				\$0	-	Fannin				\$0
3	Baker	100	5,000	\$1.04	\$520,000	10	Fayette	58	1,500	\$1.04	\$90,480
37	Baldwin	6	1,673	\$1.04	\$10,440	4	Floyd	100	4,300	\$1.04	\$447,200
-	Banks				\$0	-	Forsyth				\$0
-	Barrow				\$0	-	Franklin				\$0
-	Bartow				\$0	23	Fulton	12	2,150	\$1.04	\$26,832
-	Ben Hill				\$0	-	Gilmer				\$0
19	Berrien	11	3,650	\$1.04	\$41,756	-	Glascocock				\$0
-	Bibb				\$0	-	Glynn				\$0
-	Bleckley				\$0	-	Gordon				\$0
-	Brantley				\$0	-	Grady				\$0
-	Brooks				\$0	-	Greene				\$0
-	Bryan				\$0	-	Gwinnett				\$0
38	Bulloch	10	1,000	\$1.04	\$10,400	-	Habersham				\$0
25	Burke	15	1,500	\$1.04	\$23,400	-	Hall				\$0
15	Butts	55	1,316	\$1.04	\$75,275	6	Hancock	329	800	\$1.04	\$273,728
-	Calhoun				\$0	-	Haralson				\$0
-	Camden				\$0	20	Harris	15	2,000	\$1.04	\$31,200
-	Candler				\$0	-	Hart				\$0
39	Carroll	5	1,673	\$1.04	\$8,700	-	Heard				\$0
-	Catoosa				\$0	-	Henry				\$0
-	Charlton				\$0	-	Houston				\$0
-	Chatham				\$0	12	Irwin	50	1,673	\$1.04	\$86,996
-	Chattahoochee				\$0	13	Jackson	35	2,200	\$1.04	\$80,080
-	Chattooga				\$0	11	Jasper	60	1,400	\$1.04	\$87,360
-	Cherokee				\$0	8	Jeff Davis	66	1,673	\$1.04	\$114,835
-	Clarke				\$0	1	Jefferson	389	3,680	\$1.04	\$1,488,781
-	Clay				\$0	46	Jenkins	20	20	\$1.04	\$416
-	Clayton				\$0	-	Johnson				\$0
16	Clinch	100	500	\$1.04	\$52,000	45	Jones	3	200	\$1.04	\$624
-	Cobb				\$0	33	Lamar	10	1,300	\$1.04	\$13,520
17	Coffee	24	2,000	\$1.04	\$49,920	14	Lanier	150	500	\$1.04	\$78,000
-	Colquitt				\$0	-	Laurens				\$0
-	Columbia				\$0	-	Lee				\$0
-	Cook				\$0	-	Liberty				\$0
28	Coweta	10	1,673	\$1.04	\$17,399	-	Lincoln				\$0
-	Crawford				\$0	43	Long	3	1,450	\$1.04	\$4,524
-	Crisp				\$0	-	Lowndes				\$0
-	Dade				\$0	-	Lumpkin				\$0
-	Dawson				\$0	-	Macon				\$0
9	Decatur	10	10,000	\$1.04	\$104,000	35	Madison	7	1,600	\$1.04	\$11,648
-	DeKalb				\$0	-	Marion				\$0
-	Dodge				\$0	-	McDuffie				\$0
-	Dooly				\$0	-	McIntosh				\$0
5	Dougherty	75	4,000	\$1.04	\$312,000	7	Meriwether	175	1,500	\$1.04	\$273,000
-	Douglas				\$0	-	Miller				\$0
-	Early				\$0	-	Mitchell				\$0
-	Echols				\$0	26	Monroe	15	1,300	\$1.04	\$20,280
-	Effingham				\$0	-	Montgomery				\$0
42	Elbert	10	500	\$1.04	\$5,200	-	Morgan				\$0

Catfish

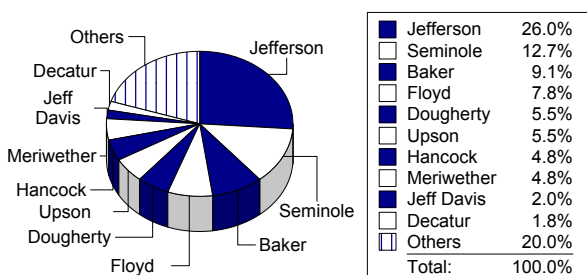
Farm Gate Value 2007

Rank	County	Pond Acres	Lbs/ Acre	\$/ Lb	Farm Gate Value
-	Murray				\$0
-	Muscogee				\$0
-	Newton				\$0
18	Oconee	35	1,325	\$1.04	\$48,230
-	Oglethorpe				\$0
31	Paulding	7	2,000	\$1.04	\$14,560
-	Peach				\$0
-	Pickens				\$0
-	Pierce				\$0
21	Pike	20	1,400	\$1.04	\$29,120
-	Polk				\$0
-	Pulaski				\$0
-	Putnam				\$0
-	Quitman				\$0
-	Rabun				\$0
-	Randolph				\$0
-	Richmond				\$0
-	Rockdale				\$0
-	Schley				\$0
32	Screven	8	1,673	\$1.04	\$13,919
2	Seminole	350	2,000	\$1.04	\$728,000
-	Spalding				\$0
-	Stephens				\$0
30	Stewart	10	1,500	\$1.04	\$15,600
-	Sumter				\$0
16	Talbot	50	1,000	\$1.04	\$52,000
-	Taliaferro				\$0
-	Tattnall				\$0
-	Taylor				\$0
-	Telfair				\$0
29	Terrell	8	2,000	\$1.04	\$16,640
24	Thomas	12	1,900	\$1.04	\$23,712
-	Tift				\$0
30	Toombs	5	3,000	\$1.04	\$15,600
-	Towns				\$0
-	Treutlen				\$0
22	Troup	15	1,800	\$1.04	\$28,080
-	Turner				\$0
-	Twiggs				\$0
-	Union				\$0
5	Upson	200	1,500	\$1.04	\$312,000
-	Walker				\$0
-	Walton				\$0
-	Ware				\$0
-	Warren				\$0
34	Washington	10	1,200	\$1.04	\$12,480
27	Wayne	7	2,500	\$1.04	\$18,200
-	Webster				\$0
40	Wheeler	27	300	\$1.04	\$8,424
-	White				\$0
47	Whitfield	1	260	\$1.04	\$203
-	Wilcox				\$0

Rank	County	Pond Acres	Lbs/ Acre	\$/ Lb	Farm Gate Value
-	Wilkes				\$0
41	Wilkinson	5	1,300	\$1.04	\$6,760
36	Worth	8	1,300	\$1.04	\$10,816
2007Totals		2,708			\$5,717,457

Percent of Livestock / Aquaculture 0.4%

Top Ten Counties For Catfish



County	Pond Acres	Lbs/ Pond Acre	\$/ Lb	Farm Gate Value
Jefferson	389	3,680	\$1.04	\$1,488,781
Seminole	350	2,000	\$1.04	\$728,000
Baker	100	5,000	\$1.04	\$520,000
Floyd	100	4,300	\$1.04	\$447,200
Dougherty	75	4,000	\$1.04	\$312,000
Upson	200	1,500	\$1.04	\$312,000
Hancock	329	800	\$1.04	\$273,728
Meriwether	175	1,500	\$1.04	\$273,000
Jeff Davis	66	1,673	\$1.04	\$114,835
Decatur	10	10,000	\$1.04	\$104,000

Dairy

Farm Gate Value 2007

Rank	County	No. Head	Prod./ Head	\$/ lb	Farm Gate Value	Rank	County	No. Head	Prod./ Head	\$/ lb	Farm Gate Value
6	Appling	4,100	18,169	\$0.23	\$17,252,556	-	Emanuel				\$0
-	Atkinson				\$0	-	Evans				\$0
21	Bacon	900	18,500	\$0.23	\$3,856,140	-	Fannin				\$0
-	Baker				\$0	-	Fayette				\$0
-	Baldwin				\$0	66	Floyd	30	18,250	\$0.22	\$119,793
-	Banks				\$0	-	Forsyth				\$0
-	Barrow				\$0	-	Franklin				\$0
-	Bartow				\$0	-	Fulton				\$0
-	Ben Hill				\$0	32	Gilmer	500	18,169	\$0.22	\$1,987,689
63	Berrien	600	1,500	\$0.23	\$208,440	-	Glascocock				\$0
51	Bibb	200	14,039	\$0.22	\$614,347	-	Glynn				\$0
-	Bleckley				\$0	-	Gordon				\$0
-	Brantley				\$0	20	Grady	1,020	17,000	\$0.23	\$4,015,944
2	Brooks	8,000	16,500	\$0.23	\$30,571,200	9	Greene	2,400	16,500	\$0.22	\$8,664,480
-	Bryan				\$0	-	Gwinnett				\$0
-	Bulloch				\$0	-	Habersham				\$0
8	Burke	3,300	18,000	\$0.23	\$13,757,040	37	Hall	400	18,169	\$0.22	\$1,590,151
-	Butts				\$0	58	Hancock	100	14,039	\$0.22	\$307,173
-	Calhoun				\$0	-	Haralson				\$0
-	Camden				\$0	-	Harris				\$0
53	Candler	125	17,000	\$0.23	\$492,150	16	Hart	1,050	19,353	\$0.22	\$4,446,158
46	Carroll	200	18,169	\$0.22	\$795,075	-	Heard				\$0
-	Catoosa				\$0	-	Henry				\$0
-	Charlton				\$0	32	Houston	500	18,169	\$0.22	\$1,987,689
-	Chatham				\$0	-	Irwin				\$0
-	Chattahoochee				\$0	-	Jackson				\$0
60	Chattooga	85	15,000	\$0.22	\$278,970	48	Jasper	250	14,039	\$0.22	\$767,933
52	Cherokee	100	23,725	\$0.22	\$519,103	-	Jeff Davis				\$0
50	Clarke	300	10,000	\$0.22	\$656,400	15	Jefferson	1,320	17,550	\$0.22	\$5,068,721
-	Clay				\$0	22	Jenkins	900	18,250	\$0.23	\$3,804,030
-	Clayton				\$0	-	Johnson				\$0
-	Clinch				\$0	39	Jones	320	21,500	\$0.22	\$1,505,344
-	Cobb				\$0	27	Lamar	700	17,500	\$0.22	\$2,680,300
-	Coffee				\$0	-	Lanier				\$0
30	Colquitt	600	15,951	\$0.23	\$2,216,551	23	Laurens	600	23,000	\$0.23	\$3,196,080
-	Columbia				\$0	10	Lee	2,000	17,028	\$0.23	\$7,887,370
57	Cook	90	17,000	\$0.23	\$354,348	-	Liberty				\$0
35	Coweta	350	22,208	\$0.22	\$1,700,689	-	Lincoln				\$0
-	Crawford				\$0	-	Long				\$0
-	Crisp				\$0	-	Lowndes				\$0
-	Dade				\$0	-	Lumpkin				\$0
-	Dawson				\$0	1	Macon	9,000	18,000	\$0.23	\$37,519,200
29	Decatur	700	16,000	\$0.23	\$2,593,920	62	Madison	525	1,900	\$0.22	\$218,253
-	DeKalb				\$0	-	Marion				\$0
-	Dodge				\$0	19	McDuffie	880	21,500	\$0.22	\$4,139,696
36	Dooly	425	17,231	\$0.23	\$1,696,047	-	McIntosh				\$0
-	Dougherty				\$0	45	Meriwether	250	19,000	\$0.22	\$1,039,300
-	Douglas				\$0	-	Miller				\$0
-	Early				\$0	5	Mitchell	3,900	20,500	\$0.23	\$18,516,420
-	Echols				\$0	46	Monroe	200	18,169	\$0.22	\$795,075
-	Effingham				\$0	-	Montgomery				\$0
49	Elbert	200	16,500	\$0.22	\$722,040	3	Morgan	5,800	18,300	\$0.22	\$23,350,800

Dairy

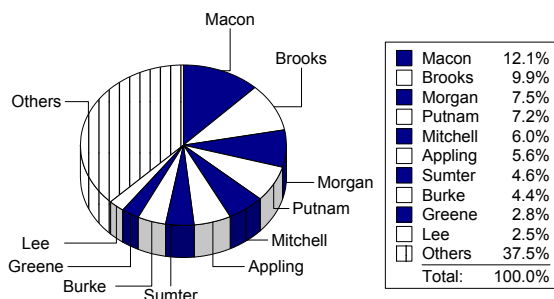
Farm Gate Value 2007

Rank	County	No. Head	Prod./ Head	\$/ lb	Farm Gate Value
42	Murray	300	17,500	\$0.22	\$1,148,700
-	Muscogee				\$0
59	Newton	75	18,169	\$0.22	\$298,153
43	Oconee	275	18,500	\$0.22	\$1,113,145
13	Oglethorpe	1,500	16,875	\$0.22	\$5,538,375
65	Paulding	45	17,000	\$0.22	\$167,382
18	Peach	1,000	18,000	\$0.23	\$4,168,800
-	Pickens				\$0
12	Pierce	1,200	20,000	\$0.23	\$5,558,400
47	Pike	200	18,000	\$0.22	\$787,680
64	Polk	75	12,000	\$0.22	\$196,920
-	Pulaski				\$0
4	Putnam	5,800	17,500	\$0.22	\$22,208,200
-	Quitman				\$0
-	Rabun				\$0
33	Randolph	330	25,000	\$0.23	\$1,910,700
-	Richmond				\$0
-	Rockdale				\$0
-	Schley				\$0
55	Screven	100	18,169	\$0.23	\$420,794
54	Seminole	99	20,000	\$0.23	\$458,568
41	Spalding	350	18,100	\$0.22	\$1,386,098
-	Stephens				\$0
-	Stewart				\$0
7	Sumter	2,400	25,508	\$0.23	\$14,178,367
-	Talbot				\$0
-	Taliaferro				\$0
-	Tattnall				\$0
-	Taylor				\$0
-	Telfair				\$0
-	Terrell				\$0
24	Thomas	655	18,500	\$0.23	\$2,806,413
40	Tift	300	21,000	\$0.23	\$1,459,080
-	Toombs				\$0
-	Towns				\$0
-	Treutlen				\$0
38	Troup	350	20,500	\$0.22	\$1,569,890
-	Turner				\$0
-	Twiggs				\$0
56	Union	200	9,150	\$0.22	\$400,404
34	Upson	440	18,000	\$0.22	\$1,732,896
31	Walker	550	18,169	\$0.22	\$2,186,457
-	Walton				\$0
17	Ware	865	22,050	\$0.23	\$4,417,365
14	Warren	1,330	19,000	\$0.22	\$5,529,076
25	Washington	750	17,000	\$0.22	\$2,789,700
40	Wayne	350	18,000	\$0.23	\$1,459,080
-	Webster				\$0
-	Wheeler				\$0
44	White	300	16,000	\$0.22	\$1,050,240
61	Whitfield	60	18,000	\$0.22	\$236,304
26	Wilcox	700	17,000	\$0.23	\$2,756,040

Rank	County	No. Head	Prod./ Head	\$/ lb	Farm Gate Value
11	Wilkes	2,000	17,294	\$0.22	\$7,567,854
-	Wilkinson				\$0
28	Worth	625	18,169	\$0.23	\$2,629,963
2007Totals		76,144			\$310,023,659

Percent of Livestock / Aquaculture 23.2%

Top Ten Counties For Dairy



Top Ten Counties Dairy

County	# Head	Prod./ Head	\$/ lb	Farm Gate Value
Macon	9,000	18,000	\$0.23	\$37,519,200
Brooks	8,000	16,500	\$0.23	\$30,571,200
Morgan	5,800	18,300	\$0.22	\$23,350,800
Putnam	5,800	17,500	\$0.22	\$22,208,200
Mitchell	3,900	20,500	\$0.23	\$18,516,420
Appling	4,100	18,169	\$0.23	\$17,252,556
Sumter	2,400	25,508	\$0.23	\$14,178,367
Burke	3,300	18,000	\$0.23	\$13,757,040
Greene	2,400	16,500	\$0.22	\$8,664,480
Lee	2,000	17,028	\$0.23	\$7,887,370

Goats

Farm Gate Value 2007

Rank	County	No. Head	Prod./ Head	\$/ Hd.	Farm Gate Value	Rank	County	No. Head	Prod./ Head	\$/ Hd.	Farm Gate Value
22	Appling	1,000	1.25	\$85	\$106,250	14	Emanuel	1,800	1.25	\$85	\$191,250
6	Atkinson	4,000	1.25	\$85	\$425,000	52	Evans	225	1.25	\$85	\$23,906
39	Bacon	500	1.25	\$85	\$53,125	58	Fannin	125	1.25	\$85	\$13,281
44	Baker	400	1.25	\$85	\$42,500	49	Fayette	300	1.25	\$85	\$31,875
22	Baldwin	1,000	1.25	\$85	\$106,250	38	Floyd	510	1.25	\$85	\$54,188
5	Banks	4,400	1.25	\$85	\$467,500	64	Forsyth	50	1.25	\$85	\$5,313
29	Barrow	700	1.25	\$85	\$74,375	29	Franklin	700	1.25	\$85	\$74,375
14	Bartow	1,800	1.25	\$85	\$191,250	52	Fulton	225	1.25	\$85	\$23,906
17	Ben Hill	1,500	1.25	\$85	\$159,375	62	Gilmer	80	1.25	\$85	\$8,500
15	Berrien	1,700	1.25	\$85	\$180,625	27	Glascocock	750	1.25	\$85	\$79,688
-	Bibb				\$0	28	Glynn	725	1.25	\$85	\$77,031
3	Bleckley	5,000	1.25	\$85	\$531,250	19	Gordon	1,200	1.25	\$85	\$127,500
32	Brantley	670	1.25	\$85	\$71,188	25	Grady	875	1.25	\$85	\$92,969
6	Brooks	4,000	1.25	\$85	\$425,000	51	Greene	250	1.25	\$85	\$26,563
17	Bryan	1,500	1.25	\$85	\$159,375	37	Gwinnett	550	1.25	\$85	\$58,438
14	Bulloch	1,800	1.25	\$85	\$191,250	4	Habersham	4,500	1.25	\$85	\$478,125
18	Burke	1,300	1.25	\$85	\$138,125	7	Hall	3,300	1.25	\$95	\$391,875
55	Butts	170	1.25	\$85	\$18,063	-	Hancock				\$0
-	Calhoun				\$0	49	Haralson	300	1.25	\$85	\$31,875
63	Camden	60	1.25	\$85	\$6,375	46	Harris	330	1.25	\$85	\$35,063
44	Candler	400	1.25	\$85	\$42,500	29	Hart	700	1.25	\$85	\$74,375
2	Carroll	5,800	1.25	\$85	\$616,250	37	Heard	550	1.25	\$85	\$58,438
65	Catoosa	40	1.25	\$85	\$4,250	50	Henry	275	1.25	\$85	\$29,219
49	Charlton	300	1.25	\$85	\$31,875	48	Houston	325	1.25	\$85	\$34,531
-	Chatham				\$0	15	Irwin	1,700	1.25	\$85	\$180,625
-	Chattahoochee				\$0	17	Jackson	1,500	1.25	\$85	\$159,375
44	Chattooga	400	1.25	\$85	\$42,500	-	Jasper				\$0
22	Cherokee	1,000	1.25	\$85	\$106,250	19	Jeff Davis	1,200	1.25	\$85	\$127,500
49	Clarke	300	1.25	\$85	\$31,875	31	Jefferson	675	1.25	\$85	\$71,719
-	Clay				\$0	56	Jenkins	150	1.25	\$85	\$15,938
49	Clayton	300	1.25	\$85	\$31,875	13	Johnson	1,900	1.25	\$85	\$201,875
51	Clinch	250	1.25	\$85	\$26,563	57	Jones	130	1.25	\$85	\$13,813
-	Cobb				\$0	22	Lamar	1,000	1.25	\$85	\$106,250
1	Coffee	7,500	1.25	\$85	\$796,875	27	Lanier	750	1.25	\$85	\$79,688
21	Colquitt	1,015	1.25	\$85	\$107,844	3	Laurens	5,000	1.25	\$85	\$531,250
51	Columbia	250	1.25	\$85	\$26,563	54	Lee	200	1.25	\$85	\$21,250
29	Cook	700	1.25	\$85	\$74,375	43	Liberty	425	1.25	\$85	\$45,156
54	Coweta	200	1.25	\$85	\$21,250	35	Lincoln	600	1.25	\$85	\$63,750
54	Crawford	200	1.25	\$85	\$21,250	42	Long	450	1.25	\$85	\$47,813
18	Crisp	1,300	1.25	\$85	\$138,125	8	Lowndes	3,500	1.25	\$85	\$371,875
41	Dade	475	1.25	\$85	\$50,469	47	Lumpkin	329	1.25	\$85	\$34,956
-	Dawson				\$0	27	Macon	750	1.25	\$85	\$79,688
35	Decatur	600	1.25	\$85	\$63,750	14	Madison	1,800	1.25	\$85	\$191,250
-	DeKalb				\$0	17	Marion	1,500	1.25	\$85	\$159,375
20	Dodge	1,100	1.25	\$85	\$116,875	39	McDuffie	500	1.25	\$85	\$53,125
54	Dooly	200	1.25	\$85	\$21,250	-	McIntosh				\$0
39	Dougherty	500	1.25	\$85	\$53,125	8	Meriwether	3,500	1.25	\$85	\$371,875
-	Douglas				\$0	-	Miller				\$0
56	Early	150	1.25	\$85	\$15,938	36	Mitchell	575	1.25	\$85	\$61,094
49	Echols	300	1.25	\$85	\$31,875	18	Monroe	1,300	1.25	\$85	\$138,125
20	Effingham	1,100	1.25	\$85	\$116,875	30	Montgomery	680	1.25	\$85	\$72,250
29	Elbert	700	1.25	\$85	\$74,375	22	Morgan	1,000	1.25	\$85	\$106,250

Goats

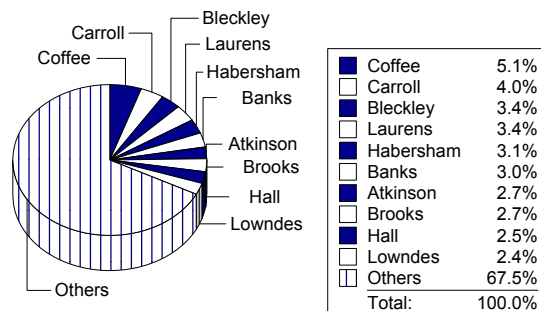
Farm Gate Value 2007

Rank	County	No. Head	Prod./ Head	\$/ Hd.	Farm Gate Value
37	Murray	550	1.25	\$85	\$58,438
-	Muscogee				\$0
27	Newton	750	1.25	\$85	\$79,688
22	Oconee	1,000	1.25	\$85	\$106,250
29	Oglethorpe	700	1.25	\$85	\$74,375
33	Paulding	650	1.25	\$85	\$69,063
59	Peach	120	1.25	\$85	\$12,750
49	Pickens	300	1.25	\$85	\$31,875
-	Pierce				\$0
39	Pike	500	1.25	\$85	\$53,125
42	Polk	450	1.25	\$85	\$47,813
54	Pulaski	200	1.25	\$85	\$21,250
39	Putnam	500	1.25	\$85	\$53,125
-	Quitman				\$0
54	Rabun	200	1.25	\$85	\$21,250
66	Randolph	10	1.25	\$85	\$1,063
35	Richmond	600	1.25	\$85	\$63,750
54	Rockdale	200	1.25	\$85	\$21,250
61	Schley	100	1.25	\$85	\$10,625
9	Screven	2,500	1.25	\$85	\$265,625
40	Seminole	490	1.25	\$85	\$52,063
56	Spalding	150	1.25	\$85	\$15,938
34	Stephens	620	1.25	\$85	\$65,875
49	Stewart	300	1.25	\$85	\$31,875
9	Sumter	2,500	1.25	\$85	\$265,625
54	Talbot	200	1.25	\$85	\$21,250
-	Taliaferro				\$0
17	Tattnall	1,500	1.25	\$85	\$159,375
33	Taylor	650	1.25	\$85	\$69,063
22	Telfair	1,000	1.25	\$85	\$106,250
35	Terrell	600	1.25	\$85	\$63,750
60	Thomas	110	1.25	\$85	\$11,688
12	Tift	2,000	1.25	\$85	\$212,500
-	Toombs				\$0
45	Towns	375	1.25	\$85	\$39,844
53	Treutlen	220	1.25	\$85	\$23,375
14	Troup	1,800	1.25	\$85	\$191,250
17	Turner	1,500	1.25	\$85	\$159,375
27	Twiggs	750	1.25	\$85	\$79,688
49	Union	300	1.25	\$85	\$31,875
22	Upson	1,000	1.25	\$85	\$106,250
24	Walker	900	1.25	\$85	\$95,625
35	Walton	600	1.25	\$85	\$63,750
42	Ware	450	1.25	\$85	\$47,813
10	Warren	2,300	1.25	\$85	\$244,375
16	Washington	1,400	1.50	\$85	\$178,500
26	Wayne	850	1.25	\$85	\$90,313
54	Webster	200	1.25	\$85	\$21,250
23	Wheeler	995	1.25	\$85	\$105,719
56	White	150	1.25	\$85	\$15,938
17	Whitfield	1,500	1.25	\$85	\$159,375
29	Wilcox	700	1.25	\$85	\$74,375

Rank	County	No. Head	Prod./ Head	\$/ Hd.	Farm Gate Value
-	Wilkes				\$0
22	Wilkinson	1,000	1.25	\$85	\$106,250
11	Worth	2,250	1.25	\$85	\$239,063
2007Totals		145,029			\$15,480,331

Percent of Livestock / Aquaculture 1.2%

Top Ten Counties For Goats



Top Ten Counties Goats

County	# Head	Prod./ Head	\$/ Hd.	Farm Gate Value
Coffee	7,500	1.25	\$85	\$796,875
Carroll	5,800	1.25	\$85	\$616,250
Bleckley	5,000	1.25	\$85	\$531,250
Laurens	5,000	1.25	\$85	\$531,250
Habersham	4,500	1.25	\$85	\$478,125
Banks	4,400	1.25	\$85	\$467,500
Atkinson	4,000	1.25	\$85	\$425,000
Brooks	4,000	1.25	\$85	\$425,000
Hall	3,300	1.25	\$95	\$391,875
Lowndes	3,500	1.25	\$85	\$371,875

Honeybees

Farm Gate Value 2007

Rank	County	Farm Gate Value	Rank	County	Farm Gate Value
1	Appling	\$4,340,800	11	Effingham	\$234,000
37	Atkinson	\$18,000	68	Elbert	\$3,600
-	Bacon	\$0	-	Emanuel	\$0
-	Baker	\$0	4	Evans	\$2,124,494
26	Baldwin	\$45,100	69	Fannin	\$3,600
54	Banks	\$7,200	66	Fayette	\$3,960
79	Barrow	\$1,800	65	Floyd	\$4,320
43	Bartow	\$14,400	-	Forsyth	\$0
34	Ben Hill	\$21,240	-	Franklin	\$0
25	Berrien	\$47,022	90	Fulton	\$360
86	Bibb	\$1,080	64	Gilmer	\$4,380
-	Bleckley	\$0	-	Glascocock	\$0
20	Brantley	\$73,200	-	Glynn	\$0
27	Brooks	\$42,600	85	Gordon	\$1,296
-	Bryan	\$0	-	Grady	\$0
19	Bulloch	\$80,152	72	Greene	\$3,360
58	Burke	\$6,510	76	Gwinnett	\$2,448
-	Butts	\$0	10	Habersham	\$243,500
-	Calhoun	\$0	33	Hall	\$25,000
74	Camden	\$2,664	32	Hancock	\$27,600
-	Candler	\$0	-	Haralson	\$0
-	Carroll	\$0	91	Harris	\$360
77	Catoosa	\$2,160	35	Hart	\$20,880
82	Charlton	\$1,440	-	Heard	\$0
5	Chatham	\$2,000,000	52	Henry	\$8,576
-	Chattahoochee	\$0	45	Houston	\$11,808
-	Chattooga	\$0	30	Irwin	\$32,800
42	Cherokee	\$14,818	-	Jackson	\$0
62	Clarke	\$5,040	-	Jasper	\$0
-	Clay	\$0	-	Jeff Davis	\$0
-	Clayton	\$0	-	Jefferson	\$0
2	Clinch	\$2,376,000	-	Jenkins	\$0
-	Cobb	\$0	-	Johnson	\$0
14	Coffee	\$168,000	87	Jones	\$1,080
7	Colquitt	\$943,000	51	Lamar	\$8,700
-	Columbia	\$0	16	Lanier	\$129,600
-	Cook	\$0	-	Laurens	\$0
50	Coweta	\$8,928	-	Lee	\$0
-	Crawford	\$0	-	Liberty	\$0
17	Crisp	\$110,160	-	Lincoln	\$0
59	Dade	\$6,120	36	Long	\$20,700
-	Dawson	\$0	6	Lowndes	\$1,000,000
67	Decatur	\$3,600	56	Lumpkin	\$7,056
-	DeKalb	\$0	31	Macon	\$29,304
-	Dodge	\$0	48	Madison	\$10,616
93	Dooly	\$72	-	Marion	\$0
49	Dougherty	\$9,360	-	McDuffie	\$0
-	Douglas	\$0	-	McIntosh	\$0
-	Early	\$0	63	Meriwether	\$4,800
9	Echols	\$450,000	-	Miller	\$0

Honeybees

Farm Gate Value 2007

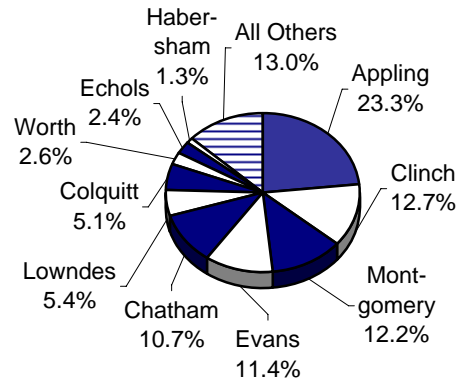
Rank	County	Farm Gate Value
-	Mitchell	\$0
88	Monroe	\$720
3	Montgomery	\$2,285,000
70	Morgan	\$3,600
38	Murray	\$18,000
55	Muscogee	\$7,200
83	Newton	\$1,440
29	Oconee	\$37,000
-	Oglethorpe	\$0
80	Paulding	\$1,800
-	Peach	\$0
46	Pickens	\$10,800
18	Pierce	\$93,606
75	Pike	\$2,550
89	Polk	\$720
61	Pulaski	\$5,100
53	Putnam	\$8,500
-	Quitman	\$0
28	Rabun	\$40,000
73	Randolph	\$3,024
71	Richmond	\$3,600
81	Rockdale	\$1,800
-	Schley	\$0
-	Screven	\$0
44	Seminole	\$14,160
47	Spalding	\$10,800
-	Stephens	\$0
-	Stewart	\$0
-	Sumter	\$0
-	Talbot	\$0
-	Taliaferro	\$0
78	Tattnall	\$2,160
-	Taylor	\$0
60	Telfair	\$6,000
-	Terrell	\$0
-	Thomas	\$0
57	Tift	\$6,600
-	Toombs	\$0
23	Towns	\$52,400
-	Treutlen	\$0
-	Troup	\$0
-	Turner	\$0
-	Twiggs	\$0
22	Union	\$56,000
21	Upson	\$56,800
39	Walker	\$18,000
41	Walton	\$16,208
24	Ware	\$50,400
-	Warren	\$0
84	Washington	\$1,440

Rank	County	Farm Gate Value
13	Wayne	\$204,000
-	Webster	\$0
15	Wheeler	\$162,350
12	White	\$218,625
40	Whitfield	\$18,000
-	Wilcox	\$0
92	Wilkes	\$150
-	Wilkinson	\$0
8	Worth	\$479,250

2007 Totals **\$18,666,467**

Percent of Livestock **1.40%**

Top Ten Counties For Honeybees



Top Ten Counties Honeybees

County	Farm Gate Value
Appling	\$4,340,800
Clinch	\$2,376,000
Montgomery	\$2,285,000
Evans	\$2,124,494
Chatham	\$2,000,000
Lowndes	\$1,000,000
Colquitt	\$943,000
Worth	\$479,250
Echols	\$450,000
Habersham	\$243,500

Horses - Boarding, Training, Breeding

Farm Gate Value 2007

Rank	County	No. Head	\$/ Hd.	Farm Gate Value	Rank	County	No. Head	\$/ Hd.	Farm Gate Value
-	Appling			\$0	58	Emanuel	100	\$4,000	\$400,000
74	Atkinson	6	\$4,000	\$24,000	65	Evans	60	\$4,000	\$240,000
46	Bacon	200	\$4,000	\$800,000	21	Fannin	700	\$4,000	\$2,800,000
55	Baker	120	\$4,000	\$480,000	15	Fayette	1,000	\$4,000	\$4,000,000
43	Baldwin	240	\$4,000	\$960,000	39	Floyd	290	\$4,000	\$1,160,000
22	Banks	650	\$4,000	\$2,600,000	4	Forsyth	2,800	\$4,000	\$11,200,000
58	Barrow	100	\$4,000	\$400,000	24	Franklin	600	\$4,000	\$2,400,000
1	Bartow	4,200	\$4,000	\$16,800,000	22	Fulton	650	\$4,000	\$2,600,000
32	Ben Hill	400	\$4,000	\$1,600,000	29	Gilmer	430	\$4,000	\$1,720,000
47	Berrien	180	\$4,000	\$720,000	64	Glascocock	65	\$4,000	\$260,000
3	Bibb	3,000	\$4,000	\$12,000,000	16	Glynn	935	\$4,000	\$3,740,000
51	Bleckley	150	\$4,000	\$600,000	46	Gordon	200	\$4,000	\$800,000
46	Brantley	200	\$4,000	\$800,000	70	Grady	25	\$4,000	\$100,000
15	Brooks	1,000	\$4,000	\$4,000,000	57	Greene	125	\$3,500	\$437,500
42	Bryan	250	\$4,000	\$1,000,000	17	Gwinnett	900	\$4,000	\$3,600,000
5	Bulloch	2,300	\$4,000	\$9,200,000	21	Habersham	700	\$4,000	\$2,800,000
27	Burke	500	\$4,000	\$2,000,000	2	Hall	3,800	\$4,000	\$15,200,000
56	Butts	110	\$4,000	\$440,000	28	Hancock	450	\$4,000	\$1,800,000
59	Calhoun	90	\$4,000	\$360,000	51	Haralson	150	\$4,000	\$600,000
69	Camden	30	\$4,000	\$120,000	25	Harris	525	\$4,000	\$2,100,000
68	Candler	40	\$4,000	\$160,000	45	Hart	205	\$4,000	\$820,000
9	Carroll	1,700	\$4,000	\$6,800,000	58	Heard	100	\$4,000	\$400,000
40	Catoosa	275	\$4,000	\$1,100,000	6	Henry	2,000	\$4,000	\$8,000,000
69	Charlton	30	\$4,000	\$120,000	44	Houston	230	\$4,000	\$920,000
27	Chatham	500	\$4,000	\$2,000,000	58	Irwin	100	\$4,000	\$400,000
-	Chattahoochee			\$0	33	Jackson	375	\$4,000	\$1,500,000
49	Chattooga	170	\$4,000	\$680,000	15	Jasper	1,000	\$4,000	\$4,000,000
6	Cherokee	2,000	\$4,000	\$8,000,000	32	Jeff Davis	400	\$4,000	\$1,600,000
24	Clarke	600	\$4,000	\$2,400,000	50	Jefferson	165	\$4,000	\$660,000
72	Clay	15	\$4,000	\$60,000	-	Jenkins			\$0
62	Clayton	78	\$4,000	\$312,000	48	Johnson	175	\$4,000	\$700,000
68	Clinch	40	\$4,000	\$160,000	41	Jones	265	\$4,000	\$1,060,000
15	Cobb	1,000	\$4,000	\$4,000,000	27	Lamar	500	\$4,000	\$2,000,000
46	Coffee	200	\$4,000	\$800,000	58	Lanier	100	\$4,000	\$400,000
13	Colquitt	1,250	\$4,000	\$5,000,000	17	Laurens	900	\$4,000	\$3,600,000
12	Columbia	1,375	\$4,000	\$5,500,000	38	Lee	300	\$4,000	\$1,200,000
68	Cook	40	\$4,000	\$160,000	67	Liberty	45	\$4,000	\$180,000
11	Coweta	1,500	\$4,000	\$6,000,000	54	Lincoln	125	\$4,000	\$500,000
53	Crawford	140	\$4,000	\$560,000	59	Long	90	\$4,000	\$360,000
61	Crisp	80	\$4,000	\$320,000	24	Lowndes	600	\$4,000	\$2,400,000
66	Dade	50	\$4,000	\$200,000	37	Lumpkin	315	\$4,000	\$1,260,000
54	Dawson	125	\$4,000	\$500,000	-	Macon			\$0
42	Decatur	250	\$4,000	\$1,000,000	17	Madison	900	\$4,000	\$3,600,000
52	DeKalb	142	\$4,000	\$568,000	65	Marion	60	\$4,000	\$240,000
40	Dodge	275	\$4,000	\$1,100,000	28	McDuffie	450	\$4,000	\$1,800,000
69	Dooly	30	\$4,000	\$120,000	-	McIntosh			\$0
7	Dougherty	1,850	\$4,000	\$7,400,000	8	Meriwether	1,800	\$4,000	\$7,200,000
26	Douglas	520	\$4,000	\$2,080,000	-	Miller			\$0
73	Early	10	\$4,000	\$40,000	71	Mitchell	20	\$4,000	\$80,000
-	Echols			\$0	38	Monroe	300	\$4,000	\$1,200,000
38	Effingham	300	\$4,000	\$1,200,000	28	Montgomery	450	\$4,000	\$1,800,000
42	Elbert	250	\$4,000	\$1,000,000	3	Morgan	3,000	\$4,000	\$12,000,000

Horses - Boarding, Training, Breeding

Farm Gate Value 2007

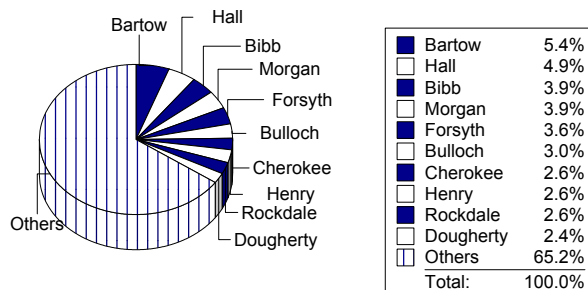
Rank	County	No. Head	\$/ Hd.	Farm Gate Value
61	Murray	80	\$4,000	\$320,000
32	Muscogee	400	\$4,000	\$1,600,000
15	Newton	1,000	\$4,000	\$4,000,000
14	Oconee	1,050	\$4,000	\$4,200,000
15	Oglethorpe	1,000	\$4,000	\$4,000,000
18	Paulding	850	\$4,000	\$3,400,000
18	Peach	850	\$4,000	\$3,400,000
30	Pickens	425	\$4,000	\$1,700,000
-	Pierce			\$0
32	Pike	400	\$4,000	\$1,600,000
38	Polk	300	\$4,000	\$1,200,000
42	Pulaski	250	\$4,000	\$1,000,000
19	Putnam	800	\$4,000	\$3,200,000
73	Quitman	10	\$4,000	\$40,000
-	Rabun			\$0
73	Randolph	10	\$4,000	\$40,000
28	Richmond	450	\$4,000	\$1,800,000
6	Rockdale	2,000	\$4,000	\$8,000,000
-	Schley			\$0
39	Screven	290	\$4,000	\$1,160,000
31	Seminole	410	\$4,000	\$1,640,000
20	Spalding	750	\$4,000	\$3,000,000
56	Stephens	110	\$4,000	\$440,000
68	Stewart	40	\$4,000	\$160,000
42	Sumter	250	\$4,000	\$1,000,000
46	Talbot	200	\$4,000	\$800,000
-	Taliaferro			\$0
35	Tattnall	350	\$4,000	\$1,400,000
-	Taylor			\$0
51	Telfair	150	\$4,000	\$600,000
24	Terrell	600	\$4,000	\$2,400,000
10	Thomas	1,517	\$4,000	\$6,068,000
46	Tift	200	\$4,000	\$800,000
-	Toombs			\$0
38	Towns	300	\$4,000	\$1,200,000
38	Treutlen	300	\$4,000	\$1,200,000
35	Troup	350	\$4,000	\$1,400,000
36	Turner	325	\$4,000	\$1,300,000
-	Twiggs			\$0
32	Union	400	\$4,000	\$1,600,000
42	Upson	250	\$4,000	\$1,000,000
51	Walker	150	\$4,000	\$600,000
27	Walton	500	\$4,000	\$2,000,000
54	Ware	125	\$4,000	\$500,000
32	Warren	400	\$4,000	\$1,600,000
66	Washington	50	\$4,000	\$200,000
56	Wayne	110	\$4,000	\$440,000
61	Webster	80	\$4,000	\$320,000
61	Wheeler	80	\$4,000	\$320,000
34	White	360	\$4,000	\$1,440,000
23	Whitfield	625	\$4,000	\$2,500,000
73	Wilcox	10	\$4,000	\$40,000

Rank	County	No. Head	\$/ Hd.	Farm Gate Value
63	Wilkes	75	\$4,000	\$300,000
-	Wilkinson			\$0
60	Worth	85	\$4,000	\$340,000
2007Totals		77,353		\$309,349,500

Percent of Livestock / Aquaculture **23.2%**

Top Ten Counties

For Horses - Boarding, training, breeding



Top Ten Counties Horses - Boarding, training, breeding

County	# Head	\$/ Hd.	Farm Gate Value
Bartow	4,200	\$4,000	\$16,800,000
Hall	3,800	\$4,000	\$15,200,000
Bibb	3,000	\$4,000	\$12,000,000
Morgan	3,000	\$4,000	\$12,000,000
Forsyth	2,800	\$4,000	\$11,200,000
Bulloch	2,300	\$4,000	\$9,200,000
Cherokee	2,000	\$4,000	\$8,000,000
Henry	2,000	\$4,000	\$8,000,000
Rockdale	2,000	\$4,000	\$8,000,000
Dougherty	1,850	\$4,000	\$7,400,000

Horses - Raised

Farm Gate Value 2007

Rank	County	No. Head	\$/ Hd.	Farm Gate Value	Rank	County	No. Head	\$/ Hd.	Farm Gate Value
57	Appling	40	\$2,500	\$100,000	30	Emanuel	300	\$2,500	\$750,000
45	Atkinson	150	\$2,500	\$375,000	58	Evans	35	\$2,500	\$87,500
60	Bacon	25	\$2,500	\$62,500	54	Fannin	60	\$2,500	\$150,000
59	Baker	30	\$2,500	\$75,000	20	Fayette	500	\$2,500	\$1,250,000
45	Baldwin	150	\$2,500	\$375,000	31	Floyd	285	\$2,500	\$712,500
4	Banks	1,100	\$2,500	\$2,750,000	-	Forsyth			\$0
57	Barrow	10	\$10,000	\$100,000	23	Franklin	400	\$2,500	\$1,000,000
14	Bartow	725	\$2,500	\$1,812,500	45	Fulton	150	\$2,500	\$375,000
13	Ben Hill	750	\$2,500	\$1,875,000	56	Gilmer	50	\$2,500	\$125,000
26	Berrien	325	\$2,500	\$812,500	23	Glascocock	400	\$2,500	\$1,000,000
-	Bibb			\$0	-	Glynn			\$0
25	Bleckley	350	\$2,500	\$875,000	12	Gordon	760	\$2,500	\$1,900,000
35	Brantley	250	\$2,500	\$625,000	17	Grady	620	\$2,500	\$1,550,000
21	Brooks	450	\$2,500	\$1,125,000	29	Greene	305	\$2,500	\$762,500
40	Bryan	200	\$2,500	\$500,000	-	Gwinnett			\$0
18	Bulloch	610	\$2,500	\$1,525,000	20	Habersham	500	\$2,500	\$1,250,000
45	Burke	150	\$2,500	\$375,000	19	Hall	450	\$3,000	\$1,350,000
-	Butts			\$0	30	Hancock	300	\$2,500	\$750,000
62	Calhoun	15	\$2,500	\$37,500	23	Haralson	400	\$2,500	\$1,000,000
53	Camden	70	\$2,500	\$175,000	40	Harris	200	\$2,500	\$500,000
61	Candler	20	\$2,500	\$50,000	41	Hart	175	\$2,500	\$437,500
11	Carroll	800	\$2,500	\$2,000,000	20	Heard	500	\$2,500	\$1,250,000
56	Catoosa	50	\$2,500	\$125,000	13	Henry	750	\$2,500	\$1,875,000
44	Charlton	160	\$2,500	\$400,000	38	Houston	220	\$2,500	\$550,000
-	Chatham			\$0	58	Irwin	35	\$2,500	\$87,500
60	Chattahoochee	25	\$2,500	\$62,500	6	Jackson	975	\$2,500	\$2,437,500
7	Chattooga	900	\$2,500	\$2,250,000	32	Jasper	275	\$2,500	\$687,500
5	Cherokee	1,000	\$2,500	\$2,500,000	5	Jeff Davis	1,000	\$2,500	\$2,500,000
23	Clarke	400	\$2,500	\$1,000,000	48	Jefferson	115	\$2,500	\$287,500
56	Clay	50	\$2,500	\$125,000	56	Jenkins	50	\$2,500	\$125,000
55	Clayton	55	\$2,500	\$137,500	38	Johnson	220	\$2,500	\$550,000
57	Clinch	40	\$2,500	\$100,000	43	Jones	165	\$2,500	\$412,500
30	Cobb	300	\$2,500	\$750,000	30	Lamar	300	\$2,500	\$750,000
40	Coffee	200	\$2,500	\$500,000	35	Lanier	250	\$2,500	\$625,000
47	Colquitt	120	\$2,500	\$300,000	49	Laurens	100	\$2,500	\$250,000
20	Columbia	500	\$2,500	\$1,250,000	40	Lee	200	\$2,500	\$500,000
20	Cook	500	\$2,500	\$1,250,000	-	Liberty			\$0
20	Coweta	500	\$2,500	\$1,250,000	30	Lincoln	300	\$2,500	\$750,000
40	Crawford	200	\$2,500	\$500,000	39	Long	210	\$2,500	\$525,000
49	Crisp	100	\$2,500	\$250,000	35	Lowndes	250	\$2,500	\$625,000
30	Dade	300	\$2,500	\$750,000	52	Lumpkin	75	\$2,500	\$187,500
8	Dawson	875	\$2,500	\$2,187,500	30	Macon	300	\$2,500	\$750,000
-	Decatur			\$0	16	Madison	650	\$2,500	\$1,625,000
-	DeKalb			\$0	58	Marion	35	\$2,500	\$87,500
40	Dodge	200	\$2,500	\$500,000	4	McDuffie	1,100	\$2,500	\$2,750,000
55	Dooly	55	\$2,500	\$137,500	-	McIntosh			\$0
49	Dougherty	100	\$2,500	\$250,000	35	Meriwether	250	\$2,500	\$625,000
52	Douglas	75	\$2,500	\$187,500	56	Miller	50	\$2,500	\$125,000
46	Early	140	\$2,500	\$350,000	2	Mitchell	1,290	\$2,500	\$3,225,000
-	Echols			\$0	49	Monroe	100	\$2,500	\$250,000
11	Effingham	800	\$2,500	\$2,000,000	22	Montgomery	410	\$2,500	\$1,025,000
30	Elbert	300	\$2,500	\$750,000	40	Morgan	200	\$2,500	\$500,000

Horses - Raised

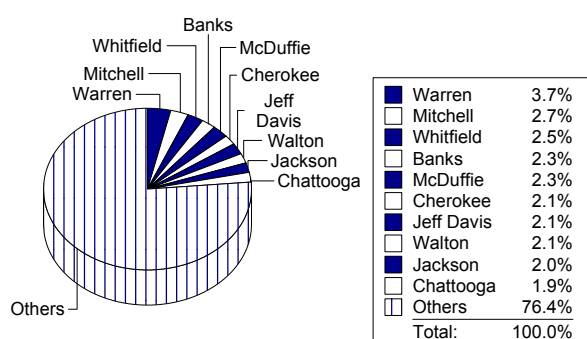
Farm Gate Value 2007

Rank	County	No. Head	\$/ Hd.	Farm Gate Value
54	Murray	60	\$2,500	\$150,000
45	Muscogee	150	\$2,500	\$375,000
56	Newton	50	\$2,500	\$125,000
30	Oconee	300	\$2,500	\$750,000
40	Oglethorpe	200	\$2,500	\$500,000
23	Paulding	400	\$2,500	\$1,000,000
45	Peach	150	\$2,500	\$375,000
33	Pickens	266	\$2,500	\$665,000
-	Pierce			\$0
23	Pike	400	\$2,500	\$1,000,000
15	Polk	700	\$2,500	\$1,750,000
40	Pulaski	200	\$2,500	\$500,000
49	Putnam	100	\$2,500	\$250,000
61	Quitman	20	\$2,500	\$50,000
-	Rabun			\$0
49	Randolph	100	\$2,500	\$250,000
25	Richmond	350	\$2,500	\$875,000
20	Rockdale	500	\$2,500	\$1,250,000
59	Schley	30	\$2,500	\$75,000
45	Screven	150	\$2,500	\$375,000
28	Seminole	310	\$2,500	\$775,000
25	Spalding	350	\$2,500	\$875,000
36	Stephens	230	\$2,500	\$575,000
47	Stewart	120	\$2,500	\$300,000
16	Sumter	650	\$2,500	\$1,625,000
40	Talbot	200	\$2,500	\$500,000
-	Taliaferro			\$0
23	Tattnall	400	\$2,500	\$1,000,000
27	Taylor	315	\$2,500	\$787,500
49	Telfair	100	\$2,500	\$250,000
20	Terrell	500	\$2,500	\$1,250,000
24	Thomas	382	\$2,500	\$955,000
51	Tift	80	\$2,500	\$200,000
25	Toombs	350	\$2,500	\$875,000
10	Towns	825	\$2,500	\$2,062,500
40	Treutlen	200	\$2,500	\$500,000
26	Troup	325	\$2,500	\$812,500
37	Turner	225	\$2,500	\$562,500
59	Twiggs	30	\$2,500	\$75,000
9	Union	850	\$2,500	\$2,125,000
23	Upson	400	\$2,500	\$1,000,000
11	Walker	800	\$2,500	\$2,000,000
5	Walton	1,000	\$2,500	\$2,500,000
50	Ware	95	\$2,500	\$237,500
1	Warren	1,800	\$2,500	\$4,500,000
23	Washington	400	\$2,500	\$1,000,000
40	Wayne	200	\$2,500	\$500,000
49	Webster	100	\$2,500	\$250,000
30	Wheeler	300	\$2,500	\$750,000
49	White	100	\$2,500	\$250,000
3	Whitfield	1,200	\$2,500	\$3,000,000
45	Wilcox	150	\$2,500	\$375,000

Rank	County	No. Head	\$/ Hd.	Farm Gate Value
-	Wilkes			\$0
42	Wilkinson	170	\$2,500	\$425,000
34	Worth	255	\$2,500	\$637,500
2007Totals		47,968		\$120,220,000

Percent of Livestock / Aquaculture **9.0%**

Top Ten Counties For Horses - Raised



County	# Head	\$/ Hd.	Farm Gate Value
Warren	1,800	\$2,500	\$4,500,000
Mitchell	1,290	\$2,500	\$3,225,000
Whitfield	1,200	\$2,500	\$3,000,000
Banks	1,100	\$2,500	\$2,750,000
McDuffie	1,100	\$2,500	\$2,750,000
Cherokee	1,000	\$2,500	\$2,500,000
Jeff Davis	1,000	\$2,500	\$2,500,000
Walton	1,000	\$2,500	\$2,500,000
Jackson	975	\$2,500	\$2,437,500
Chattooga	900	\$2,500	\$2,250,000

Pork - Farrow to Finish

Farm Gate Value 2007

Rank	County	No. Head	Prod./ Head	\$/ Lb	Farm Gate Value	Rank	County	No. Head	Prod./ Head	\$/ Lb	Farm Gate Value
33	Appling	50	3,675	\$0.47	\$85,499	-	Emanuel				\$0
13	Atkinson	315	3,675	\$0.47	\$538,643	-	Evans				\$0
-	Bacon				\$0	-	Fannin				\$0
33	Baker	50	3,675	\$0.47	\$85,499	-	Fayette				\$0
-	Baldwin				\$0	-	Floyd				\$0
5	Banks	850	3,675	\$0.47	\$1,453,481	-	Forsyth				\$0
40	Barrow	15	3,675	\$0.47	\$25,650	-	Franklin				\$0
28	Bartow	100	3,675	\$0.47	\$170,998	-	Fulton				\$0
28	Ben Hill	100	3,675	\$0.47	\$170,998	-	Gilmer				\$0
10	Berrien	500	3,675	\$0.47	\$854,989	22	Glascocock	150	3,675	\$0.47	\$256,497
-	Bibb				\$0	-	Glynn				\$0
-	Bleckley				\$0	27	Gordon	110	3,675	\$0.47	\$188,098
33	Brantley	50	3,675	\$0.47	\$85,499	17	Grady	250	3,675	\$0.47	\$427,494
14	Brooks	300	3,675	\$0.47	\$512,993	-	Greene				\$0
16	Bryan	260	3,675	\$0.47	\$444,594	-	Gwinnett				\$0
4	Bulloch	1,000	3,675	\$0.47	\$1,709,978	-	Habersham				\$0
36	Burke	35	3,675	\$0.47	\$59,849	-	Hall				\$0
-	Butts				\$0	-	Hancock				\$0
-	Calhoun				\$0	-	Haralson				\$0
-	Camden				\$0	21	Harris	200	3,675	\$0.47	\$341,996
8	Candler	700	3,675	\$0.47	\$1,196,984	-	Hart				\$0
-	Carroll				\$0	38	Heard	25	3,675	\$0.47	\$42,749
-	Catoosa				\$0	-	Henry				\$0
29	Charlton	75	3,675	\$0.47	\$128,248	-	Houston				\$0
-	Chatham				\$0	28	Irwin	100	3,675	\$0.47	\$170,998
-	Chattahoochee				\$0	33	Jackson	50	3,675	\$0.47	\$85,499
35	Chattooga	40	3,675	\$0.47	\$68,399	-	Jasper				\$0
-	Cherokee				\$0	-	Jeff Davis				\$0
-	Clarke				\$0	41	Jefferson	12	3,675	\$0.47	\$20,520
39	Clay	20	3,675	\$0.47	\$34,200	-	Jenkins				\$0
-	Clayton				\$0	21	Johnson	200	3,675	\$0.47	\$341,996
-	Clinch				\$0	-	Jones				\$0
-	Cobb				\$0	3	Lamar	1,050	3,675	\$0.47	\$1,795,476
17	Coffee	250	3,675	\$0.47	\$427,494	21	Lanier	200	3,675	\$0.47	\$341,996
-	Colquitt				\$0	21	Laurens	200	3,675	\$0.47	\$341,996
-	Columbia				\$0	22	Lee	150	3,675	\$0.47	\$256,497
-	Cook				\$0	-	Liberty				\$0
-	Coweta				\$0	-	Lincoln				\$0
-	Crawford				\$0	32	Long	55	3,675	\$0.47	\$94,049
15	Crisp	280	3,675	\$0.47	\$478,794	-	Lowndes				\$0
-	Dade				\$0	-	Lumpkin				\$0
-	Dawson				\$0	-	Macon				\$0
18	Decatur	225	3,675	\$0.47	\$384,745	30	Madison	65	3,675	\$0.47	\$111,149
-	DeKalb				\$0	37	Marion	30	3,675	\$0.47	\$51,299
-	Dodge				\$0	-	McDuffie				\$0
11	Dooly	400	3,675	\$0.47	\$683,991	-	McIntosh				\$0
-	Dougherty				\$0	33	Meriwether	50	3,675	\$0.47	\$85,499
-	Douglas				\$0	7	Miller	750	3,675	\$0.47	\$1,282,483
35	Early	40	3,675	\$0.47	\$68,399	-	Mitchell				\$0
-	Echols				\$0	-	Monroe				\$0
7	Effingham	750	3,675	\$0.47	\$1,282,483	20	Montgomery	205	3,675	\$0.47	\$350,545
-	Elbert				\$0	21	Morgan	200	3,675	\$0.47	\$341,996

Pork - Farrow to Finish

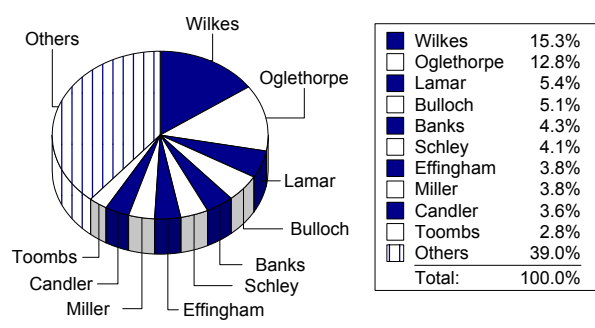
Farm Gate Value 2007

Rank	County	No. Head	Prod./ Head	\$/ Lb	Farm Gate Value
-	Murray				\$0
-	Muscogee				\$0
-	Newton				\$0
34	Oconee	45	3,675	\$0.47	\$76,949
2	Oglethorpe	2,500	3,675	\$0.47	\$4,274,944
-	Paulding				\$0
-	Peach				\$0
30	Pickens	65	3,675	\$0.47	\$111,149
34	Pierce	45	3,675	\$0.47	\$76,949
-	Pike				\$0
-	Polk				\$0
33	Pulaski	50	3,675	\$0.47	\$85,499
33	Putnam	50	3,675	\$0.47	\$85,499
-	Quitman				\$0
-	Rabun				\$0
-	Randolph				\$0
-	Richmond				\$0
-	Rockdale				\$0
6	Schley	800	3,675	\$0.47	\$1,367,982
33	Screven	50	3,675	\$0.47	\$85,499
17	Seminole	250	3,675	\$0.47	\$427,494
-	Spalding				\$0
43	Stephens	20	245	\$0.47	\$2,280
42	Stewart	10	3,675	\$0.47	\$17,100
-	Sumter				\$0
-	Talbot				\$0
-	Taliaferro				\$0
-	Tattnall				\$0
24	Taylor	150	3,675	\$0.41	\$226,013
28	Telfair	100	3,675	\$0.47	\$170,998
31	Terrell	60	3,675	\$0.47	\$102,599
23	Thomas	140	3,675	\$0.47	\$239,397
26	Tift	115	3,675	\$0.47	\$196,647
9	Toombs	550	3,675	\$0.47	\$940,488
19	Towns	220	3,675	\$0.47	\$376,195
25	Treutlen	120	3,675	\$0.47	\$205,197
-	Troup				\$0
-	Turner				\$0
-	Twiggs				\$0
-	Union				\$0
-	Upson				\$0
-	Walker				\$0
39	Walton	20	3,675	\$0.47	\$34,200
33	Ware	50	3,675	\$0.47	\$85,499
12	Warren	350	3,675	\$0.47	\$598,492
-	Washington				\$0
29	Wayne	75	3,675	\$0.47	\$128,248
39	Webster	20	3,675	\$0.47	\$34,200
37	Wheeler	30	3,675	\$0.47	\$51,299
-	White				\$0
28	Whitfield	100	3,675	\$0.47	\$170,998
31	Wilcox	60	3,675	\$0.47	\$102,599

Rank	County	No. Head	Prod./ Head	\$/ Lb	Farm Gate Value
1	Wilkes	3,000	3,675	\$0.47	\$5,129,933
28	Wilkinson	100	3,675	\$0.47	\$170,998
39	Worth	20	3,675	\$0.47	\$34,200
2007Totals		19,622			\$33,490,775

Percent of Livestock / Aquaculture 2.5%

Top Ten Counties For Pork - Farrow to finish



County	# Head	Prod./ Head	\$/ Lb	Farm Gate Value
Wilkes	3,000	3,675	\$0.47	\$5,129,933
Oglethorpe	2,500	3,675	\$0.47	\$4,274,944
Lamar	1,050	3,675	\$0.47	\$1,795,476
Bulloch	1,000	3,675	\$0.47	\$1,709,978
Banks	850	3,675	\$0.47	\$1,453,481
Schley	800	3,675	\$0.47	\$1,367,982
Effingham	750	3,675	\$0.47	\$1,282,483
Miller	750	3,675	\$0.47	\$1,282,483
Candler	700	3,675	\$0.47	\$1,196,984
Toombs	550	3,675	\$0.47	\$940,488

Pork - Feeder

Farm Gate Value 2007

Rank	County	No. Head	Prod./ Head	\$/ Lb	Farm Gate Value	Rank	County	No. Head	Prod./ Head	\$/ Lb	Farm Gate Value
30	Appling	50	750	\$0.82	\$30,844	-	Emanuel				\$0
-	Atkinson				\$0	-	Evans				\$0
-	Bacon				\$0	-	Fannin				\$0
23	Baker	150	750	\$0.82	\$92,531	-	Fayette				\$0
-	Baldwin				\$0	3	Floyd	3,500	750	\$0.82	\$2,159,063
-	Banks				\$0	-	Forsyth				\$0
-	Barrow				\$0	30	Franklin	50	750	\$0.82	\$30,844
22	Bartow	160	750	\$0.82	\$98,700	-	Fulton				\$0
-	Ben Hill				\$0	-	Gilmer				\$0
16	Berrien	335	750	\$0.82	\$206,653	-	Glascocock				\$0
-	Bibb				\$0	-	Glynn				\$0
-	Bleckley				\$0	-	Gordon				\$0
-	Brantley				\$0	-	Grady				\$0
-	Brooks				\$0	-	Greene				\$0
-	Bryan				\$0	-	Gwinnett				\$0
7	Bulloch	2,200	750	\$0.82	\$1,357,125	8	Habersham	1,833	750	\$0.82	\$1,130,732
-	Burke				\$0	-	Hall				\$0
-	Butts				\$0	-	Hancock				\$0
-	Calhoun				\$0	18	Haralson	300	750	\$0.82	\$185,063
-	Camden				\$0	-	Harris				\$0
2	Candler	7,500	750	\$0.82	\$4,626,563	-	Hart				\$0
-	Carroll				\$0	-	Heard				\$0
-	Catoosa				\$0	-	Henry				\$0
24	Charlton	100	750	\$0.82	\$61,688	-	Houston				\$0
-	Chatham				\$0	27	Irwin	70	750	\$0.82	\$43,181
-	Chattahoochee				\$0	-	Jackson				\$0
-	Chattooga				\$0	-	Jasper				\$0
-	Cherokee				\$0	30	Jeff Davis	50	750	\$0.82	\$30,844
20	Clarke	200	750	\$0.82	\$123,375	-	Jefferson				\$0
31	Clay	40	750	\$0.82	\$24,675	-	Jenkins				\$0
-	Clayton				\$0	-	Johnson				\$0
-	Clinch				\$0	-	Jones				\$0
-	Cobb				\$0	-	Lamar				\$0
5	Coffee	3,000	750	\$0.82	\$1,850,625	-	Lanier				\$0
9	Colquitt	1,400	750	\$0.82	\$863,625	23	Laurens	150	750	\$0.82	\$92,531
-	Columbia				\$0	-	Lee				\$0
-	Cook				\$0	-	Liberty				\$0
-	Coweta				\$0	-	Lincoln				\$0
-	Crawford				\$0	-	Long				\$0
4	Crisp	3,300	750	\$0.82	\$2,035,688	-	Lowndes				\$0
-	Dade				\$0	-	Lumpkin				\$0
-	Dawson				\$0	-	Macon				\$0
14	Decatur	425	750	\$0.82	\$262,172	24	Madison	100	750	\$0.82	\$61,688
-	DeKalb				\$0	-	Marion				\$0
18	Dodge	300	750	\$0.82	\$185,063	-	McDuffie				\$0
-	Dooly				\$0	-	McIntosh				\$0
-	Dougherty				\$0	15	Meriwether	350	750	\$0.82	\$215,906
-	Douglas				\$0	11	Miller	1,000	750	\$0.82	\$616,875
19	Early	250	750	\$0.82	\$154,219	-	Mitchell				\$0
-	Echols				\$0	-	Monroe				\$0
12	Effingham	750	750	\$0.82	\$462,656	14	Montgomery	425	750	\$0.82	\$262,172
-	Elbert				\$0	-	Morgan				\$0

Pork - Feeder

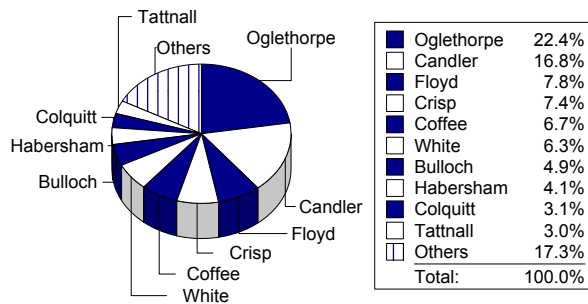
Farm Gate Value 2007

Rank	County	No. Head	Prod./ Head	\$/ Lb	Farm Gate Value
-	Murray				\$0
-	Muscogee				\$0
-	Newton				\$0
-	Oconee				\$0
1	Oglethorpe	10,000	750	\$0.82	\$6,168,750
-	Paulding				\$0
-	Peach				\$0
21	Pickens	180	750	\$0.82	\$111,038
-	Pierce				\$0
-	Pike				\$0
-	Polk				\$0
-	Pulaski				\$0
-	Putnam				\$0
-	Quitman				\$0
-	Rabun				\$0
27	Randolph	70	750	\$0.82	\$43,181
-	Richmond				\$0
-	Rockdale				\$0
13	Schley	600	750	\$0.82	\$370,125
-	Screven				\$0
17	Seminole	330	750	\$0.82	\$203,569
-	Spalding				\$0
-	Stephens				\$0
-	Stewart				\$0
-	Sumter				\$0
-	Talbot				\$0
-	Taliaferro				\$0
10	Tattnall	750	1,030	\$1.08	\$834,300
-	Taylor				\$0
-	Telfair				\$0
-	Terrell				\$0
26	Thomas	72	750	\$0.82	\$44,415
31	Tift	40	750	\$0.82	\$24,675
-	Toombs				\$0
-	Towns				\$0
-	Treutlen				\$0
25	Troup	75	750	\$0.82	\$46,266
24	Turner	100	750	\$0.82	\$61,688
20	Twiggs	200	750	\$0.82	\$123,375
-	Union				\$0
-	Upson				\$0
-	Walker				\$0
-	Walton				\$0
-	Ware				\$0
20	Warren	200	750	\$0.82	\$123,375
-	Washington				\$0
19	Wayne	250	750	\$0.82	\$154,219
29	Webster	60	750	\$0.82	\$37,013
32	Wheeler	28	750	\$0.82	\$17,273
6	White	2,800	750	\$0.82	\$1,727,250
-	Whitfield				\$0
20	Wilcox	200	750	\$0.82	\$123,375

Rank	County	No. Head	Prod./ Head	\$/ Lb	Farm Gate Value
-	Wilkes				\$0
28	Wilkinson	65	750	\$0.82	\$40,097
-	Worth				\$0
2007Totals		44,008			\$27,519,079

Percent of Livestock / Aquaculture 2.1%

Top Ten Counties For Pork - Feeder pigs



Top Ten Counties Pork - Feeder pigs

County	# Head	Prod./ Head	\$/ Lb	Farm Gate Value
Oglethorpe	10,000	750	\$0.82	\$6,168,750
Candler	7,500	750	\$0.82	\$4,626,563
Floyd	3,500	750	\$0.82	\$2,159,063
Crisp	3,300	750	\$0.82	\$2,035,688
Coffee	3,000	750	\$0.82	\$1,850,625
White	2,800	750	\$0.82	\$1,727,250
Bulloch	2,200	750	\$0.82	\$1,357,125
Habersham	1,833	750	\$0.82	\$1,130,732
Colquitt	1,400	750	\$0.82	\$863,625
Tattnall	750	1,030	\$1.08	\$834,300

Pork - Finishing Only

Farm Gate Value 2007

Rank	County	No. Houses	Avg. House Capacity	Prod./ Head	\$/ Lb	Farm Gate Value	Rank	County	No. Houses	Avg. House Capacity	Prod./ Head	\$/ Lb	Farm Gate Value
-	Appling					\$0	10	Emanuel	3	500	553.5	\$0.47	\$386,315
-	Atkinson					\$0	5	Evans	6	750	553.5	\$0.47	\$1,158,946
12	Bacon	2	550	553.5	\$0.47	\$283,298	-	Fannin					\$0
23	Baker	1	50	553.5	\$0.47	\$12,877	-	Fayette					\$0
-	Baldwin					\$0	-	Floyd					\$0
-	Banks					\$0	-	Forsyth					\$0
-	Barrow					\$0	-	Franklin					\$0
-	Bartow					\$0	-	Fulton					\$0
-	Ben Hill					\$0	-	Gilmer					\$0
8	Berrien	5	400	553.5	\$0.47	\$515,087	-	Glascocock					\$0
-	Bibb					\$0	-	Glynn					\$0
-	Bleckley					\$0	-	Gordon					\$0
-	Brantley					\$0	15	Grady	2	250	553.5	\$0.47	\$128,772
7	Brooks	6	500	553.5	\$0.47	\$772,631	-	Greene					\$0
-	Bryan					\$0	-	Gwinnett					\$0
7	Bulloch	3	1,000	553.5	\$0.47	\$772,631	9	Habersham	1	1,800	553.5	\$0.47	\$463,578
-	Burke					\$0	-	Hall					\$0
-	Butts					\$0	-	Hancock					\$0
-	Calhoun					\$0	-	Haralson					\$0
-	Camden					\$0	-	Harris					\$0
-	Candler					\$0	2	Hart	13	1,100	553.5	\$0.47	\$3,682,873
-	Carroll					\$0	-	Heard					\$0
-	Catoosa					\$0	-	Henry					\$0
-	Charlton					\$0	-	Houston					\$0
-	Chatham					\$0	11	Irwin	1	1,200	553.5	\$0.47	\$309,052
-	Chattahoochee					\$0	-	Jackson					\$0
-	Chattooga					\$0	-	Jasper					\$0
-	Cherokee					\$0	8	Jeff Davis	4	500	553.5	\$0.47	\$515,087
-	Clarke					\$0	-	Jefferson					\$0
-	Clay					\$0	8	Jenkins	2	1,000	553.5	\$0.47	\$515,087
-	Clayton					\$0	-	Johnson					\$0
-	Clinch					\$0	-	Jones					\$0
-	Cobb					\$0	-	Lamar					\$0
1	Coffee	6	2,500	553.5	\$0.47	\$3,863,153	-	Lanier					\$0
21	Colquitt	1	100	553.5	\$0.47	\$25,754	-	Laurens					\$0
-	Columbia					\$0	-	Lee					\$0
-	Cook					\$0	-	Liberty					\$0
-	Coweta					\$0	-	Lincoln					\$0
-	Crawford					\$0	-	Long					\$0
-	Crisp					\$0	-	Lowndes					\$0
-	Dade					\$0	-	Lumpkin					\$0
-	Dawson					\$0	-	Macon					\$0
19	Decatur	4	40	553.5	\$0.47	\$41,207	-	Madison					\$0
-	DeKalb					\$0	-	Marion					\$0
-	Dodge					\$0	-	McDuffie					\$0
11	Dooly	3	400	553.5	\$0.47	\$309,052	-	McIntosh					\$0
-	Dougherty					\$0	-	Meriwether					\$0
-	Douglas					\$0	13	Miller	5	200	553.5	\$0.47	\$257,544
-	Early					\$0	4	Mitchell	8	1,000	553.5	\$0.47	\$2,060,348
-	Echols					\$0	-	Monroe					\$0
17	Effingham	1	250	553.5	\$0.47	\$64,386	3	Montgomery	5	2,000	553.5	\$0.47	\$2,575,436
-	Elbert					\$0	-	Morgan					\$0

Pork - Finishing Only

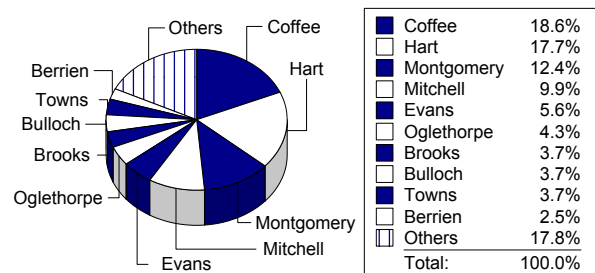
Farm Gate Value 2007

Rank	County	Avg. House Capacity	Prod./ Head	\$/ Lb	Farm Gate Value
-	Murray				\$0
-	Muscogee				\$0
-	Newton				\$0
-	Oconee				\$0
6	Oglethorpe	5 700	553.5	\$0.47	\$901,402
-	Paulding				\$0
-	Peach				\$0
-	Pickens				\$0
-	Pierce				\$0
-	Pike				\$0
-	Polk				\$0
-	Pulaski				\$0
-	Putnam				\$0
-	Quitman				\$0
-	Rabun				\$0
14	Randolph	2 300	553.5	\$0.47	\$154,526
-	Richmond				\$0
-	Rockdale				\$0
-	Schley				\$0
16	Screven	3 100	553.5	\$0.47	\$77,263
20	Seminole	1 120	553.5	\$0.47	\$30,905
-	Spalding				\$0
-	Stephens				\$0
-	Stewart				\$0
-	Sumter				\$0
-	Talbot				\$0
-	Taliaferro				\$0
-	Tattnall				\$0
-	Taylor				\$0
-	Telfair				\$0
18	Terrell	1 200	553.5	\$0.47	\$51,509
-	Thomas				\$0
-	Tift				\$0
-	Toombs				\$0
7	Towns	1 3,000	553.5	\$0.47	\$772,631
-	Treutlen				\$0
-	Troup				\$0
-	Turner				\$0
-	Twiggs				\$0
-	Union				\$0
-	Upson				\$0
-	Walker				\$0
-	Walton				\$0
-	Ware				\$0
-	Warren				\$0
-	Washington				\$0
21	Wayne	1 100	553.5	\$0.47	\$25,754
-	Webster				\$0
22	Wheeler	1 95	553.5	\$0.47	\$24,467
-	White				\$0
-	Whitfield				\$0
21	Wilcox	1 100	553.5	\$0.47	\$25,754

Rank	County	No. Houses	Avg. House Capacity	Prod./ Head	\$/ Lb	Farm Gate Value
-	Wilkes					\$0
-	Wilkinson					\$0
-	Worth					\$0
2007Totals		98	823			\$20,777,326

Percent of Livestock / Aquaculture 1.6%

Top Ten Counties For Pork - Finishing only



Top Ten Counties Pork - Finishing only					
County	# Houses	Avg. house capacity	Prod./ Head	\$/ Lb	Farm Gate Value
Coffee	6	2,500	553.5	\$0.47	\$3,863,153
Hart	13	1,100	553.5	\$0.47	\$3,682,873
Montgomery	5	2,000	553.5	\$0.47	\$2,575,436
Mitchell	8	1,000	553.5	\$0.47	\$2,060,348
Evans	6	750	553.5	\$0.47	\$1,158,946
Oglethorpe	5	700	553.5	\$0.47	\$901,402
Brooks	6	500	553.5	\$0.47	\$772,631
Bulloch	3	1,000	553.5	\$0.47	\$772,631
Towns	1	3,000	553.5	\$0.47	\$772,631
Berrien	5	400	553.5	\$0.47	\$515,087

Quail

Farm Gate Value 2007

Rank	County	No. Head	\$/ Hd.	Farm Gate Value	Rank	County	No. Head	\$/ Hd.	Farm Gate Value
-	Appling			\$0	24	Emanuel	9,000	\$3.60	\$32,400
27	Atkinson	5,000	\$3.60	\$18,000	32	Evans	1,000	\$3.60	\$3,600
-	Bacon			\$0	32	Fannin	1,000	\$3.60	\$3,600
12	Baker	80,000	\$3.60	\$288,000	39	Fayette	200	\$3.60	\$720
27	Baldwin	5,000	\$3.60	\$18,000	10	Floyd	120,000	\$3.60	\$432,000
23	Banks	10,000	\$3.60	\$36,000	-	Forsyth			\$0
-	Barrow			\$0	-	Franklin			\$0
-	Bartow			\$0	-	Fulton			\$0
34	Ben Hill	650	\$3.60	\$2,340	-	Gilmer			\$0
28	Berrien	3,000	\$3.60	\$10,800	-	Glascocock			\$0
-	Bibb			\$0	-	Glynn			\$0
-	Bleckley			\$0	-	Gordon			\$0
-	Brantley			\$0	30	Grady	2,000	\$3.60	\$7,200
15	Brooks	25,000	\$3.60	\$90,000	2	Greene	2,000,000	\$3.60	\$7,200,000
-	Bryan			\$0	-	Gwinnett			\$0
11	Bulloch	100,000	\$3.60	\$360,000	6	Habersham	300,000	\$3.60	\$1,080,000
9	Burke	130,000	\$3.60	\$468,000	-	Hall			\$0
38	Butts	250	\$3.60	\$900	1	Hancock	2,500,000	\$3.60	\$9,000,000
12	Calhoun	80,000	\$3.60	\$288,000	-	Haralson			\$0
-	Camden			\$0	16	Harris	20,000	\$3.60	\$72,000
19	Candler	15,000	\$4.00	\$60,000	-	Hart			\$0
31	Carroll	1,500	\$3.60	\$5,400	-	Heard			\$0
11	Catoosa	100,000	\$3.60	\$360,000	-	Henry			\$0
-	Charlton			\$0	-	Houston			\$0
-	Chatham			\$0	13	Irwin	30,000	\$3.60	\$108,000
-	Chattahoochee			\$0	-	Jackson			\$0
28	Chattooga	3,000	\$3.60	\$10,800	32	Jasper	1,000	\$3.60	\$3,600
-	Cherokee			\$0	16	Jeff Davis	20,000	\$3.60	\$72,000
-	Clarke			\$0	18	Jefferson	18,000	\$3.60	\$64,800
-	Clay			\$0	41	Jenkins	55	\$3.60	\$198
-	Clayton			\$0	-	Johnson			\$0
-	Clinch			\$0	-	Jones			\$0
-	Cobb			\$0	30	Lamar	2,000	\$3.60	\$7,200
13	Coffee	30,000	\$3.60	\$108,000	23	Lanier	10,000	\$3.60	\$36,000
5	Colquitt	400,000	\$2.85	\$1,140,000	36	Laurens	500	\$3.60	\$1,800
-	Columbia			\$0	-	Lee			\$0
-	Cook			\$0	-	Liberty			\$0
-	Coweta			\$0	3	Lincoln	1,000,000	\$3.60	\$3,600,000
-	Crawford			\$0	37	Long	300	\$3.60	\$1,080
27	Crisp	5,000	\$3.60	\$18,000	13	Lowndes	30,000	\$3.60	\$108,000
-	Dade			\$0	-	Lumpkin			\$0
-	Dawson			\$0	-	Macon			\$0
17	Decatur	20,000	\$3.25	\$65,000	-	Madison			\$0
-	DeKalb			\$0	-	Marion			\$0
-	Dodge			\$0	-	McDuffie			\$0
-	Dooly			\$0	-	McIntosh			\$0
26	Dougherty	6,000	\$3.60	\$21,600	37	Meriwether	300	\$3.60	\$1,080
-	Douglas			\$0	15	Miller	25,000	\$3.60	\$90,000
16	Early	20,000	\$3.60	\$72,000	25	Mitchell	8,000	\$3.60	\$28,800
-	Echols			\$0	-	Monroe			\$0
38	Effingham	250	\$3.60	\$900	14	Montgomery	28,000	\$3.60	\$100,800
-	Elbert			\$0	4	Morgan	3,800,000	\$0.75	\$2,850,000

Quail

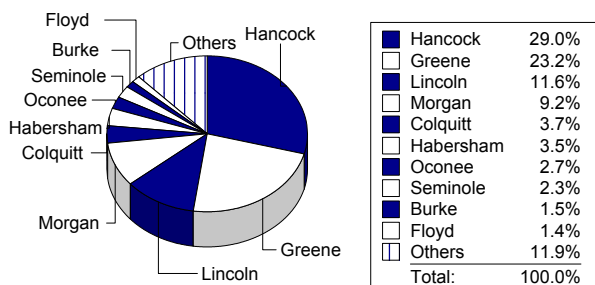
Farm Gate Value 2007

Rank	County	No. Head	\$/ Hd.	Farm Gate Value
-	Murray			\$0
-	Muscogee			\$0
32	Newton	1,000	\$3.60	\$3,600
7	Oconee	230,000	\$3.60	\$828,000
-	Oglethorpe			\$0
-	Paulding			\$0
-	Peach			\$0
-	Pickens			\$0
-	Pierce			\$0
-	Pike			\$0
40	Polk	100	\$3.60	\$360
21	Pulaski	100,000	\$0.50	\$50,000
23	Putnam	10,000	\$3.60	\$36,000
-	Quitman			\$0
-	Rabun			\$0
-	Randolph			\$0
39	Richmond	200	\$3.60	\$720
-	Rockdale			\$0
20	Schley	15,000	\$3.60	\$54,000
35	Screven	600	\$3.60	\$2,160
8	Seminole	200,000	\$3.60	\$720,000
-	Spalding			\$0
-	Stephens			\$0
-	Stewart			\$0
-	Sumter			\$0
-	Talbot			\$0
-	Taliaferro			\$0
-	Tattnall			\$0
-	Taylor			\$0
23	Telfair	10,000	\$3.60	\$36,000
30	Terrell	2,000	\$3.60	\$7,200
12	Thomas	80,000	\$3.60	\$288,000
-	Tift			\$0
29	Toombs	2,500	\$3.60	\$9,000
-	Towns			\$0
-	Treutlen			\$0
-	Troup			\$0
27	Turner	5,000	\$3.60	\$18,000
-	Twiggs			\$0
-	Union			\$0
26	Upson	6,000	\$3.60	\$21,600
-	Walker			\$0
-	Walton			\$0
-	Ware			\$0
-	Warren			\$0
16	Washington	20,000	\$3.60	\$72,000
27	Wayne	5,000	\$3.60	\$18,000
-	Webster			\$0
22	Wheeler	11,000	\$3.60	\$39,600
-	White			\$0
-	Whitfield			\$0
30	Wilcox	2,000	\$3.60	\$7,200

Rank	County	No. Head	\$/ Hd.	Farm Gate Value
-	Wilkes			\$0
33	Wilkinson	750	\$3.60	\$2,700
10	Worth	120,000	\$3.60	\$432,000
2007 Totals		11,787,155		\$30,992,758

Percent of Livestock / Aquaculture 2.3%

Top Ten Counties For Quail



County	# Head	\$/ Hd.	Farm Gate Value
Hancock	2,500,000	\$3.60	\$9,000,000
Greene	2,000,000	\$3.60	\$7,200,000
Lincoln	2,000,000	\$3.60	\$3,600,000
Morgan	3,800,000	\$0.75	\$2,850,000
Colquitt	400,000	\$2.85	\$1,140,000
Habersham	300,000	\$3.60	\$1,080,000
Oconee	230,000	\$3.60	\$828,000
Seminole	200,000	\$3.60	\$720,000
Burke	130,000	\$3.60	\$468,000
Floyd	120,000	\$3.60	\$432,000

Sheep

Farm Gate Value 2007

Rank	County	No. Head	Prod./ Head	\$/ Hd.	Farm Gate Value	Rank	County	No. Head	Prod./ Head	\$/ Hd.	Farm Gate Value
-	Appling				\$0	-	Emanuel				\$0
-	Atkinson				\$0	27	Evans	15	1.25	\$80	\$1,500
-	Bacon				\$0	28	Fannin	10	1.25	\$80	\$1,000
-	Baker				\$0	25	Fayette	25	1.25	\$80	\$2,500
-	Baldwin				\$0	8	Floyd	150	1.25	\$80	\$15,000
8	Banks	150	1.25	\$80	\$15,000	-	Forsyth				\$0
-	Barrow				\$0	12	Franklin	100	1.25	\$80	\$10,000
6	Bartow	225	1.25	\$80	\$22,500	-	Fulton				\$0
-	Ben Hill				\$0	-	Gilmer				\$0
26	Berrien	20	1.25	\$80	\$2,000	-	Glascocock				\$0
-	Bibb				\$0	-	Glynn				\$0
-	Bleckley				\$0	14	Gordon	80	1.25	\$80	\$8,000
-	Brantley				\$0	25	Grady	25	1.25	\$80	\$2,500
5	Brooks	250	1.25	\$80	\$25,000	-	Greene				\$0
-	Bryan				\$0	-	Gwinnett				\$0
10	Bulloch	125	1.25	\$80	\$12,500	-	Habersham				\$0
22	Burke	40	1.25	\$80	\$4,000	-	Hall				\$0
28	Butts	10	1.25	\$80	\$1,000	-	Hancock				\$0
12	Calhoun	100	1.25	\$80	\$10,000	25	Haralson	25	1.25	\$80	\$2,500
-	Camden				\$0	3	Harris	300	1.25	\$125	\$46,875
18	Candler	50	1.25	\$80	\$5,000	25	Hart	25	1.25	\$80	\$2,500
16	Carroll	70	1.25	\$80	\$7,000	24	Heard	30	1.25	\$80	\$3,000
26	Catoosa	20	1.25	\$80	\$2,000	20	Henry	45	1.25	\$80	\$4,500
-	Charlton				\$0	26	Houston	20	1.25	\$80	\$2,000
-	Chatham				\$0	-	Irwin				\$0
-	Chattahoochee				\$0	12	Jackson	100	1.25	\$80	\$10,000
-	Chattooga				\$0	12	Jasper	100	1.25	\$80	\$10,000
-	Cherokee				\$0	-	Jeff Davis				\$0
7	Clarke	160	1.25	\$80	\$16,000	27	Jefferson	15	1.25	\$80	\$1,500
-	Clay				\$0	-	Jenkins				\$0
-	Clayton				\$0	11	Johnson	120	1.25	\$80	\$12,000
25	Clinch	25	1.25	\$80	\$2,500	-	Jones				\$0
-	Cobb				\$0	26	Lamar	20	1.25	\$80	\$2,000
12	Coffee	100	1.25	\$80	\$10,000	25	Lanier	25	1.25	\$80	\$2,500
25	Colquitt	25	1.25	\$80	\$2,500	12	Laurens	100	1.25	\$80	\$10,000
-	Columbia				\$0	-	Lee				\$0
18	Cook	50	1.25	\$80	\$5,000	-	Liberty				\$0
25	Coweta	25	1.25	\$80	\$2,500	24	Lincoln	30	1.25	\$80	\$3,000
-	Crawford				\$0	-	Long				\$0
-	Crisp				\$0	-	Lowndes				\$0
17	Dade	60	1.25	\$80	\$6,000	13	Lumpkin	90	1.25	\$80	\$9,000
9	Dawson	130	1.25	\$80	\$13,000	-	Macon				\$0
-	Decatur				\$0	2	Madison	500	1.25	\$80	\$50,000
-	DeKalb				\$0	25	Marion	25	1.25	\$80	\$2,500
-	Dodge				\$0	-	McDuffie				\$0
-	Dooly				\$0	-	McIntosh				\$0
8	Dougherty	150	1.25	\$80	\$15,000	8	Meriwether	150	1.25	\$80	\$15,000
-	Douglas				\$0	-	Miller				\$0
-	Early				\$0	15	Mitchell	75	1.25	\$80	\$7,500
-	Echols				\$0	24	Monroe	30	1.25	\$80	\$3,000
-	Effingham				\$0	-	Montgomery				\$0
17	Elbert	60	1.25	\$80	\$6,000	-	Morgan				\$0

Sheep

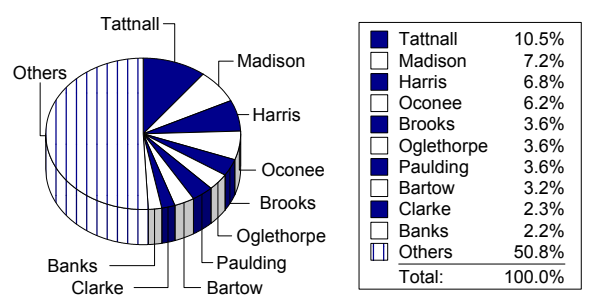
Farm Gate Value 2007

Rank	County	No. Head	Prod./ Head	\$/ Hd.	Farm Gate Value
14	Murray	80	1.25	\$80	\$8,000
-	Muscogee				\$0
25	Newton	25	1.25	\$80	\$2,500
4	Oconee	240	1.50	\$120	\$43,200
5	Oglethorpe	250	1.25	\$80	\$25,000
5	Paulding	250	1.25	\$80	\$25,000
-	Peach				\$0
21	Pickens	44	1.25	\$80	\$4,400
-	Pierce				\$0
26	Pike	20	1.25	\$80	\$2,000
25	Polk	25	1.25	\$80	\$2,500
28	Pulaski	10	1.25	\$80	\$1,000
18	Putnam	50	1.25	\$80	\$5,000
-	Quitman				\$0
-	Rabun				\$0
-	Randolph				\$0
-	Richmond				\$0
26	Rockdale	20	1.25	\$80	\$2,000
-	Schley				\$0
12	Screven	100	1.25	\$80	\$10,000
25	Seminole	25	1.25	\$80	\$2,500
-	Spalding				\$0
12	Stephens	100	1.25	\$80	\$10,000
-	Stewart				\$0
-	Sumter				\$0
-	Talbot				\$0
-	Taliaferro				\$0
1	Tattnall	730	1.25	\$80	\$73,000
-	Taylor				\$0
-	Telfair				\$0
23	Terrell	35	1.25	\$80	\$3,500
-	Thomas				\$0
24	Tift	30	1.25	\$80	\$3,000
-	Toombs				\$0
25	Towns	25	1.25	\$80	\$2,500
-	Treutlen				\$0
12	Troup	100	1.25	\$80	\$10,000
12	Turner	100	1.25	\$80	\$10,000
-	Twiggs				\$0
-	Union				\$0
19	Upson	25	1.50	\$125	\$4,688
8	Walker	150	1.25	\$80	\$15,000
-	Walton				\$0
-	Ware				\$0
-	Warren				\$0
26	Washington	20	1.25	\$80	\$2,000
28	Wayne	10	1.25	\$80	\$1,000
26	Webster	20	1.25	\$80	\$2,000
-	Wheeler				\$0
-	White				\$0
-	Whitfield				\$0
-	Wilcox				\$0

Rank	County	No. Head	Prod./ Head	\$/ Hd.	Farm Gate Value
-	Wilkes				\$0
-	Wilkinson				\$0
-	Worth				\$0
2007Totals		6,559			\$694,163

Percent of Livestock / Aquaculture 0.1%

Top Ten Counties For Sheep



County	# Head	Prod./ Head	\$/ Hd.	Farm Gate Value
Tattnall	730	1.25	\$80	\$73,000
Madison	500	1.25	\$80	\$50,000
Harris	300	1.25	\$125	\$46,875
Oconee	240	1.50	\$120	\$43,200
Brooks	250	1.25	\$80	\$25,000
Oglethorpe	250	1.25	\$80	\$25,000
Paulding	250	1.25	\$80	\$25,000
Bartow	225	1.25	\$80	\$22,500
Clarke	160	1.25	\$80	\$16,000
Banks	150	1.25	\$80	\$15,000

Miscellaneous Livestock

Farm Gate Value 2007

County	Farm Gate Value	County	Farm Gate Value
Appling		Douglas	
Atkinson		Early	
Bacon		Echols	
Baker		Effingham	
Baldwin		Elbert	
Banks		Emanuel	
Barrow	\$375,000	Evans	
Bartow		Fannin	\$252,000
Ben Hill		Fayette	
Berrien		Floyd	\$6,950
Bibb		Forsyth	
Bleckley		Franklin	
Brantley		Fulton	
Brooks		Gilmer	
Bryan		Glascok	
Bulloch		Glynn	
Burke		Gordon	
Butts		Grady	
Calhoun		Greene	
Camden		Gwinnett	
Candler		Habersham	
Carroll		Hall	
Catoosa	\$40,000	Hancock	
Charlton	\$13,500	Haralson	\$50,000
Chatham		Harris	
Chattahoochee		Hart	
Chattooga		Heard	\$20,000
Cherokee		Henry	
Clarke		Houston	
Clay		Irwin	
Clayton		Jackson	
Clinch		Jasper	
Cobb		Jeff Davis	
Coffee	\$150,000	Jefferson	
Colquitt	\$105,638	Jenkins	
Columbia	\$700,000	Johnson	
Cook		Jones	
Coweta		Lamar	
Crawford		Lanier	\$22,750
Crisp		Laurens	
Dade		Lee	\$800,000
Dawson		Liberty	
Decatur		Lincoln	\$10,000
DeKalb		Long	
Dodge		Lowndes	
Dooly		Lumpkin	
Dougherty	\$800,000	Macon	

Miscellaneous Livestock

Farm Gate Value 2007

County	Farm Gate Value	County	Farm Gate Value
Madison	\$310,000	Turner	
Marion		Twiggs	
McDuffie		Union	\$56,250
McIntosh		Upson	\$2,100,000
Meriwether		Walker	
Miller		Walton	\$43,000
Mitchell	\$6,725,000	Ware	
Monroe		Warren	
Montgomery		Washington	\$18,000
Morgan		Wayne	\$351,000
Murray		Webster	\$100,000
Muscogee		Wheeler	\$245,600
Newton	\$6,250	White	\$510,000
Oconee	\$24,250	Whitfield	
Oglethorpe		Wilcox	
Paulding		Wilkes	
Peach		Wilkinson	
Pickens		Worth	
Pierce		2007Totals	\$18,360,578
Pike			
Polk		Percent of Livestock / Aquaculture	1.4%
Pulaski	\$300,000		
Putnam	\$12,000		
Quitman			
Rabun			
Randolph			
Richmond			
Rockdale	\$21,045		
Schley			
Screven			
Seminole			
Spalding			
Stephens	\$74,970		
Stewart			
Sumter			
Talbot			
Taliaferro			
Tattnall	\$2,902,500		
Taylor	\$585,000		
Telfair	\$60,000		
Terrell			
Thomas			
Tift	\$31,875		
Toombs			
Towns	\$538,000		
Treutlen			
Troup			

Total Livestock/Aquaculture Value, 2007

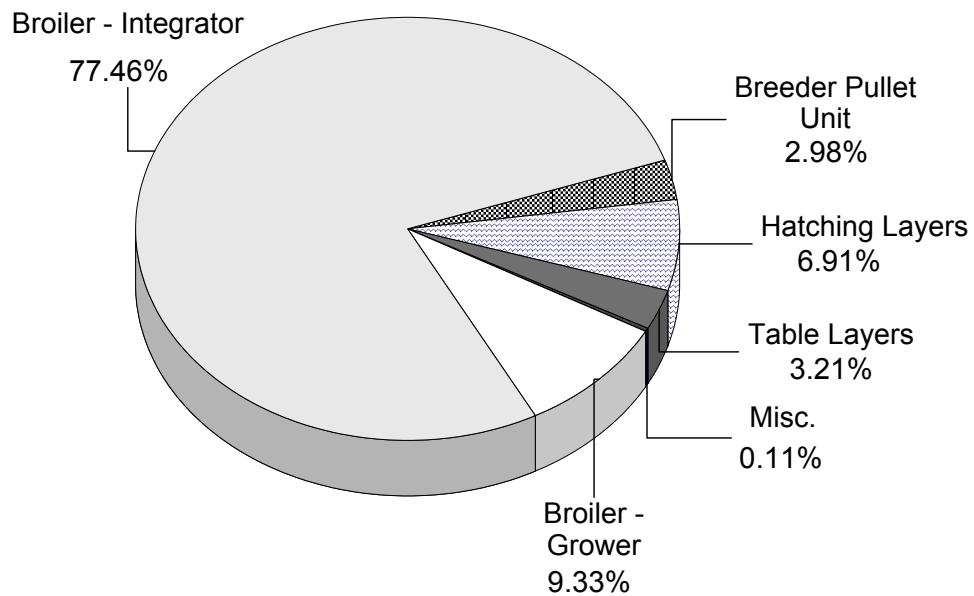
Rank	County	Farm Gate Value	Rank	County	Farm Gate Value	Rank	County	Farm Gate Value
8	Appling	\$23,726,310	92	Evans	\$5,437,051	60	Newton	\$7,535,434
113	Atkinson	\$4,006,556	106	Fannin	\$4,351,700	35	Oconee	\$11,260,336
69	Bacon	\$7,232,473	74	Fayette	\$6,857,650	7	Oglethorpe	\$26,776,519
114	Baker	\$4,001,515	32	Floyd	\$11,845,247	82	Paulding	\$5,858,475
98	Baldwin	\$4,993,975	31	Forsyth	\$11,886,754	53	Peach	\$8,541,215
33	Banks	\$11,547,406	49	Franklin	\$9,301,976	118	Pickens	\$3,816,843
124	Barrow	\$3,366,666	110	Fulton	\$4,148,471	73	Pierce	\$6,870,270
6	Bartow	\$28,272,511	81	Gilmer	\$5,860,146	87	Pike	\$5,733,492
84	Ben Hill	\$5,785,112	123	Glascocok	\$3,500,823	86	Polk	\$5,767,798
66	Berrien	\$7,341,959	112	Glynn	\$4,045,294	139	Pulaski	\$2,471,566
27	Bibb	\$12,969,628	46	Gordon	\$9,648,350	5	Putnam	\$30,615,738
105	Bleckley	\$4,480,289	47	Grady	\$9,614,755	155	Quitman	\$550,250
131	Brantley	\$2,717,490	13	Greene	\$20,167,589	150	Rabun	\$927,075
2	Brooks	\$42,680,664	96	Gwinnett	\$5,176,815	125	Randolph	\$3,234,615
137	Bryan	\$2,550,656	28	Habersham	\$12,661,295	117	Richmond	\$3,920,834
14	Bulloch	\$19,604,510	9	Hall	\$23,708,118	44	Rockdale	\$9,749,545
10	Burke	\$21,190,393	24	Hancock	\$13,310,820	140	Schley	\$2,170,065
148	Butts	\$1,301,699	104	Haralson	\$4,594,859	90	Screven	\$5,602,482
127	Calhoun	\$3,081,421	115	Harris	\$3,992,427	57	Seminole	\$8,071,055
156	Camden	\$500,817	17	Hart	\$16,783,956	80	Spalding	\$5,917,527
48	Candler	\$9,428,921	121	Heard	\$3,563,399	34	Stephens	\$11,354,406
12	Carroll	\$20,515,050	26	Henry	\$12,995,749	149	Stewart	\$977,900
130	Catoosa	\$2,814,081	107	Houston	\$4,270,547	15	Sumter	\$18,528,093
146	Charlton	\$1,439,646	68	Irwin	\$7,269,114	119	Talbot	\$3,734,592
109	Chatham	\$4,196,778	21	Jackson	\$14,582,840	-	Taliaferro	\$0
157	Chattahoochee	\$82,178	50	Jasper	\$9,158,299	39	Tattnall	\$10,605,315
58	Chattooga	\$8,048,354	62	Jeff Davis	\$7,518,386	89	Taylor	\$5,665,461
22	Cherokee	\$14,406,693	40	Jefferson	\$10,491,174	128	Telfair	\$3,080,436
102	Clarke	\$4,886,338	78	Jenkins	\$6,450,336	72	Terrell	\$6,885,512
136	Clay	\$2,602,310	95	Johnson	\$5,203,624	16	Thomas	\$17,013,721
153	Clayton	\$595,801	97	Jones	\$5,069,496	76	Tift	\$6,625,811
126	Clinch	\$3,126,656	45	Lamar	\$9,672,185	122	Toombs	\$3,524,511
103	Cobb	\$4,750,000	120	Lanier	\$3,566,721	71	Towns	\$7,089,919
29	Coffee	\$12,624,011	30	Laurens	\$12,046,758	135	Treutlen	\$2,622,409
18	Colquitt	\$16,372,132	25	Lee	\$13,230,587	56	Troup	\$8,084,989
55	Columbia	\$8,191,530	152	Liberty	\$615,072	63	Turner	\$7,453,815
108	Cook	\$4,202,230	77	Lincoln	\$6,500,978	145	Twiggs	\$1,537,445
36	Coweta	\$11,070,835	142	Long	\$2,013,161	94	Union	\$5,253,421
144	Crawford	\$1,699,281	75	Lowndes	\$6,743,807	54	Upson	\$8,344,314
93	Crisp	\$5,422,043	129	Lumpkin	\$2,861,711	51	Walker	\$8,852,122
132	Dade	\$2,685,941	3	Macon	\$39,558,862	65	Walton	\$7,361,935
111	Dawson	\$4,134,631	23	Madison	\$14,114,184	85	Ware	\$5,775,571
52	Decatur	\$8,821,893	143	Marion	\$1,977,276	19	Warren	\$15,778,762
154	DeKalb	\$568,000	37	McDuffie	\$10,851,593	79	Washington	\$6,125,308
70	Dodge	\$7,094,335	-	McIntosh	\$0	83	Wayne	\$5,832,785
116	Dooly	\$3,976,594	20	Meriwether	\$14,773,549	138	Webster	\$2,499,053
42	Dougherty	\$9,767,736	59	Miller	\$7,729,492	100	Wheeler	\$4,944,345
134	Douglas	\$2,641,379	4	Mitchell	\$37,858,620	67	White	\$7,309,786
64	Early	\$7,448,935	101	Monroe	\$4,924,713	38	Whitfield	\$10,653,696
151	Echols	\$914,788	41	Montgomery	\$10,405,718	91	Wilcox	\$5,469,221
61	Effingham	\$7,529,709	1	Morgan	\$46,513,631	11	Wilkes	\$20,869,076
99	Elbert	\$4,982,325	133	Murray	\$2,670,347	147	Wilkinson	\$1,335,731
88	Emanuel	\$5,695,535	141	Muscogee	\$2,041,234	43	Worth	\$9,758,288
GEORGIA								\$1,334,564,863

2007 Georgia Farm Gate Value

-Poultry and Eggs-

\$ 5,432,743,528

Poultry and Eggs 2007 Farm Gate Value



Broilers - Total

(Grower AND Integrator)

Farm Gate Value 2007

Rank	County	# Hous- es	Avg # Birds/ House	Live Rate	Batch- es	Bird Wt. in Lbs	Broiler Production in Lbs	GROW- ER Price/Lb	GROWER Farm Gate Value	INTE- GRATOR Price/Lb	INTEGRATOR Farm Gate Value	TOTAL BROILER FARM GATE VALUE
35	Appling	76	26800	0.96	6	6.5	76,257,792	\$0.055	\$4,194,179	\$0.457	\$34,826,934	\$39,021,112
23	Atkinson	152	21200	0.96	5.5	6.75	114,846,336	\$0.055	\$6,316,548	\$0.457	\$52,450,322	\$58,766,870
75	Bacon	18	27000	0.96	6	4.7	13,156,992	\$0.055	\$723,635	\$0.457	\$6,008,798	\$6,732,433
45	Baker	72	23000	0.96	5	6	47,692,800	\$0.055	\$2,623,104	\$0.457	\$21,781,302	\$24,404,406
80	Baldwin	12	26000	0.96	6	5.35	9,614,592	\$0.055	\$528,803	\$0.457	\$4,390,984	\$4,919,787
4	Banks	510	25600	0.96	5.5	6	413,614,080	\$0.055	\$22,748,774	\$0.457	\$188,897,550	\$211,646,325
47	Barrow	80	18000	0.96	5.5	6	45,619,200	\$0.055	\$2,509,056	\$0.457	\$20,834,289	\$23,343,345
20	Bartow	225	26000	0.96	5.5	5.35	165,250,800	\$0.055	\$9,088,794	\$0.457	\$75,470,040	\$84,558,834
68	Ben Hill	24	22000	0.96	5.5	7.75	21,605,760	\$0.055	\$1,188,317	\$0.457	\$9,867,351	\$11,055,667
65	Berrien	22	28800	0.96	5.75	6.6	23,083,315	\$0.055	\$1,269,582	\$0.457	\$10,542,150	\$11,811,732
82	Bibb	10	26000	0.96	5.5	5.35	7,344,480	\$0.055	\$403,946	\$0.457	\$3,354,224	\$3,758,170
85	Bleckley	5	28000	0.96	6	6.5	5,241,600	\$0.055	\$288,288	\$0.457	\$2,393,839	\$2,682,127
-	Brantley											\$0
71	Brooks	24	27000	0.96	5	6	18,662,400	\$0.055	\$1,026,432	\$0.457	\$8,523,118	\$9,549,550
-	Bryan											\$0
63	Bulloch	32	27000	0.96	6	5	24,883,200	\$0.055	\$1,368,576	\$0.457	\$11,364,157	\$12,732,733
-	Burke											\$0
-	Butts											\$0
51	Calhoun	48	24000	0.96	5.25	7	40,642,560	\$0.055	\$2,235,341	\$0.457	\$18,561,457	\$20,796,798
-	Camden											\$0
99	Candler	2	25000	0.96	6	5	1,440,000	\$0.055	\$79,200	\$0.457	\$657,648	\$736,848
13	Carroll	330	26000	0.96	5.5	5.35	242,367,840	\$0.055	\$13,330,231	\$0.457	\$110,689,393	\$124,019,624
34	Catoosa	106	26000	0.96	5.5	5.35	77,851,488	\$0.055	\$4,281,832	\$0.457	\$35,554,775	\$39,836,606
93	Charlton	4	26800	0.96	6	4.7	2,902,118	\$0.055	\$159,617	\$0.457	\$1,325,397	\$1,485,014
-	Chatham											\$0
81	Chattahoochee	10	23000	0.96	5.5	6.5	7,893,600	\$0.055	\$434,148	\$0.457	\$3,605,007	\$4,039,155
88	Chattooga	6	25000	0.96	5.5	5.35	4,237,200	\$0.055	\$233,046	\$0.457	\$1,935,129	\$2,168,175
36	Cherokee	98	26000	0.96	5.5	5.35	71,975,904	\$0.055	\$3,958,675	\$0.457	\$32,871,395	\$36,830,070
84	Clarke	12	20000	0.96	5	5	5,760,000	\$0.055	\$316,800	\$0.457	\$2,630,592	\$2,947,392
-	Clay											\$0
-	Clayton											\$0
97	Clinch	4	19500	0.96	5	6	2,246,400	\$0.055	\$123,552	\$0.457	\$1,025,931	\$1,149,483
-	Cobb											\$0
14	Coffee	309	21200	0.96	5.5	6.75	233,470,512	\$0.055	\$12,840,878	\$0.457	\$106,625,983	\$119,466,861
9	Colquitt	356	28800	0.96	5.5	6	324,808,704	\$0.055	\$17,864,479	\$0.457	\$148,340,135	\$166,204,614
-	Columbia											\$0
60	Cook	30	28800	0.96	5.5	6.5	29,652,480	\$0.055	\$1,630,886	\$0.457	\$13,542,288	\$15,173,174
-	Coweta											\$0
41	Crawford	78	23500	0.96	5.5	5.5	53,230,320	\$0.055	\$2,927,668	\$0.457	\$24,310,287	\$27,237,955
72	Crisp	18	25200	0.96	6	6.25	16,329,600	\$0.055	\$898,128	\$0.457	\$7,457,728	\$8,355,856
59	Dade	41	26000	0.96	5.5	5.35	30,112,368	\$0.055	\$1,656,180	\$0.457	\$13,752,318	\$15,408,499
27	Dawson	165	21000	0.96	5.5	5.5	100,623,600	\$0.055	\$5,534,298	\$0.457	\$45,954,798	\$51,489,096
39	Decatur	68	24000	0.96	5	7	54,835,200	\$0.055	\$3,015,936	\$0.457	\$25,043,236	\$28,059,172
-	DeKalb											\$0
73	Dodge	18	23000	0.96	5.5	6.5	14,208,480	\$0.055	\$781,466	\$0.457	\$6,489,013	\$7,270,479
58	Dooly	50	24000	0.96	6	4.5	31,104,000	\$0.055	\$1,710,720	\$0.457	\$14,205,197	\$15,915,917
91	Dougherty	4	23000	0.96	5.5	6.5	3,157,440	\$0.055	\$173,659	\$0.457	\$1,442,003	\$1,615,662
101	Douglas	2	26000	0.96	5.5	4	1,098,240	\$0.055	\$60,403	\$0.457	\$501,566	\$561,969
94	Early	4	23000	0.96	5	6.5	2,870,400	\$0.055	\$157,872	\$0.457	\$1,310,912	\$1,468,784
-	Echols											\$0

Broilers - Total

(Grower AND Integrator)

Farm Gate Value 2007

Rank	County	# Hous- es	Avg # Birds/ House	Live Rate	Batch- es	Bird Wt. in Lbs	Broiler Production in Lbs	GROWER Price/Lb	GROWER Farm Gate Value	INTE- GRATOR Price/Lb	INTEGRATOR Farm Gate Value	TOTAL BROILER FARM GATE VALUE
-	Effingham											\$0
21	Elbert	184	23000	0.96	6	6	146,257,920	\$0.055	\$8,044,186	\$0.457	\$66,795,992	\$74,840,178
-	Emanuel											\$0
55	Evans	49	26700	0.96	6	4.64	34,966,149	\$0.055	\$1,923,138	\$0.457	\$15,969,040	\$17,892,179
57	Fannin	46	25600	0.96	5.5	5.35	33,264,845	\$0.055	\$1,829,566	\$0.457	\$15,192,055	\$17,021,621
-	Fayette											\$0
29	Floyd	104	30000	0.96	7.5	4	89,856,000	\$0.055	\$4,942,080	\$0.457	\$41,037,235	\$45,979,315
46	Forsyth	73	19200	0.96	5.75	6	46,420,992	\$0.055	\$2,553,155	\$0.457	\$21,200,467	\$23,753,622
1	Franklin	830	25000	0.96	5.5	5.35	586,146,000	\$0.055	\$32,238,030	\$0.457	\$267,692,878	\$299,930,908
-	Fulton											\$0
5	Gilmer	470	25600	0.96	6.5	5.45	409,184,256	\$0.055	\$22,505,134	\$0.457	\$186,874,450	\$209,379,584
-	Glascocock											\$0
-	Glynn											\$0
11	Gordon	430	26000	0.96	5.5	5.35	315,812,640	\$0.055	\$17,369,695	\$0.457	\$144,231,633	\$161,601,328
42	Grady	68	23000	0.96	5.75	6	51,799,680	\$0.055	\$2,848,982	\$0.457	\$23,656,914	\$26,505,896
52	Greene	50	25600	0.96	5.5	5.35	36,157,440	\$0.055	\$1,988,659	\$0.457	\$16,513,103	\$18,501,762
76	Gwinnett	16	26000	0.96	6	5	11,980,800	\$0.055	\$658,944	\$0.457	\$5,471,631	\$6,130,575
3	Habersham	600	25600	0.96	5.5	5.35	433,889,280	\$0.055	\$23,863,910	\$0.457	\$198,157,234	\$222,021,145
8	Hall	460	25600	0.96	5.5	5.35	332,648,448	\$0.055	\$18,295,665	\$0.457	\$151,920,546	\$170,216,211
-	Hancock											\$0
32	Haralson	98	32000	0.96	5.5	5	82,790,400	\$0.055	\$4,553,472	\$0.457	\$37,810,376	\$42,363,848
-	Harris											\$0
7	Hart	462	25600	0.96	5.5	5.35	334,094,746	\$0.055	\$18,375,211	\$0.457	\$152,581,070	\$170,956,281
31	Heard	114	26000	0.96	5.5	5.35	83,727,072	\$0.055	\$4,604,989	\$0.457	\$38,238,154	\$42,843,143
-	Henry											\$0
70	Houston	36	23000	0.96	6	4	19,077,120	\$0.055	\$1,049,242	\$0.457	\$8,712,521	\$9,761,762
81	Irwin	10	23000	0.96	5.5	6.5	7,893,600	\$0.055	\$434,148	\$0.457	\$3,605,007	\$4,039,155
6	Jackson	500	25600	0.96	5.5	5.35	361,574,400	\$0.055	\$19,886,592	\$0.457	\$165,131,028	\$185,017,620
89	Jasper	5	25600	0.96	5.5	5	3,379,200	\$0.055	\$185,856	\$0.457	\$1,543,281	\$1,729,137
61	Jeff Davis	36	26800	0.96	6	4.7	26,119,066	\$0.055	\$1,436,549	\$0.457	\$11,928,577	\$13,365,126
-	Jefferson											\$0
-	Jenkins											\$0
-	Johnson											\$0
79	Jones	13	25600	0.96	5.5	6	10,543,104	\$0.055	\$579,871	\$0.457	\$4,815,036	\$5,394,906
48	Lamar	59	25000	0.96	5.5	5.35	41,665,800	\$0.055	\$2,291,619	\$0.457	\$19,028,771	\$21,320,390
-	Lanier											\$0
-	Laurens											\$0
-	Lee											\$0
-	Liberty											\$0
-	Lincoln											\$0
66	Long	23	27200	0.96	7.2	5.2	22,485,565	\$0.055	\$1,236,706	\$0.457	\$10,269,158	\$11,505,864
-	Lowndes											\$0
40	Lumpkin	92	21000	0.96	5.5	5.35	54,575,136	\$0.055	\$3,001,632	\$0.457	\$24,924,465	\$27,926,097
16	Macon	256	24500	0.96	5.5	6	198,696,960	\$0.055	\$10,928,333	\$0.457	\$90,744,902	\$101,673,234
2	Madison	602	26000	0.96	5.75	5.5	475,194,720	\$0.055	\$26,135,710	\$0.457	\$217,021,429	\$243,157,138
44	Marion	65	23746	0.96	5.5	6	48,897,763	\$0.055	\$2,689,377	\$0.457	\$22,331,608	\$25,020,985
-	McDuffie											\$0
-	McIntosh											\$0
-	Meriwether											\$0
86	Miller	6	25000	0.96	6	6	5,184,000	\$0.055	\$285,120	\$0.457	\$2,367,533	\$2,652,653

Broilers - Total (Grower AND Integrator)

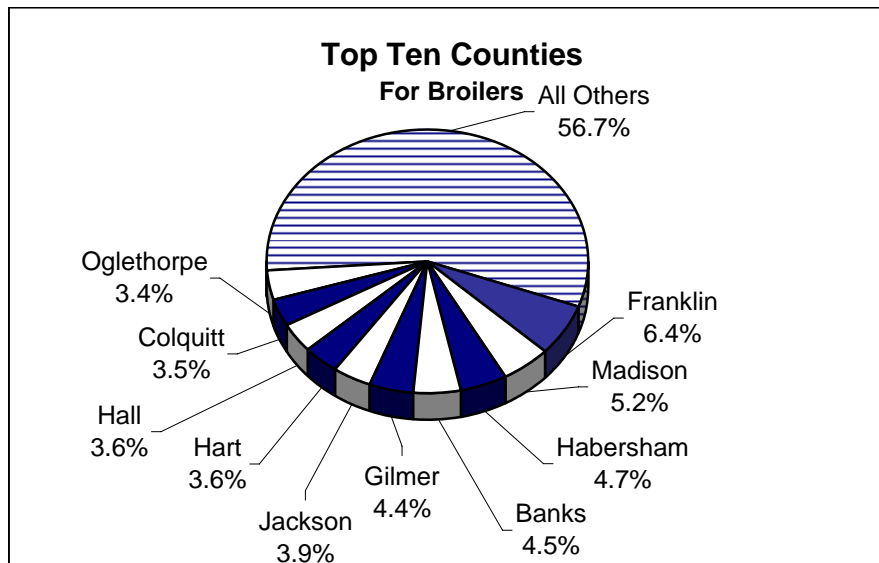
Farm Gate Value 2007

Rank	County	# Hous- es	Avg # Birds/ House	Live Rate	Batch- es	Bird Wt. in Lbs	Broiler Production in Lbs	GROWER Price/Lb	GROWER Farm Gate Value	INTE- GRATOR Price/Lb	INTEGRATOR Farm Gate Value	TOTAL BROILER FARM GATE VALUE
17	Mitchell	205	23000	0.96	5.5	7	174,266,400	\$0.055	\$9,584,652	\$0.457	\$79,587,465	\$89,172,117
38	Monroe	75	25608	0.96	5.5	5.5	55,774,224	\$0.055	\$3,067,582	\$0.457	\$25,472,088	\$28,539,670
-	Montgomery											\$0
25	Morgan	158	23800	0.96	6	5	108,299,520	\$0.055	\$5,956,474	\$0.457	\$49,460,391	\$55,416,864
18	Murray	232	26000	0.96	5.5	5.35	170,391,936	\$0.055	\$9,371,556	\$0.457	\$77,817,997	\$87,189,554
-	Muscogee											\$0
98	Newton	2	26000	0.96	6	5.35	1,602,432	\$0.055	\$88,134	\$0.457	\$731,831	\$819,964
19	Oconee	251	25600	0.96	5.5	5	169,635,840	\$0.055	\$9,329,971	\$0.457	\$77,472,688	\$86,802,659
10	Oglethorpe	370	32500	0.96	5.5	5	317,460,000	\$0.055	\$17,460,300	\$0.457	\$144,983,982	\$162,444,282
54	Paulding	49	26000	0.96	5.5	5.35	35,987,952	\$0.055	\$1,979,337	\$0.457	\$16,435,698	\$18,415,035
-	Peach											\$0
24	Pickens	232	20000	0.96	5	5	111,360,000	\$0.055	\$6,124,800	\$0.457	\$50,858,112	\$56,982,912
93	Pierce	4	26800	0.96	6	4.7	2,902,118	\$0.055	\$159,617	\$0.457	\$1,325,397	\$1,485,014
69	Pike	28	25000	0.96	5.5	5.4	19,958,400	\$0.055	\$1,097,712	\$0.457	\$9,115,001	\$10,212,713
56	Polk	50	26000	0.96	5.5	5	34,320,000	\$0.055	\$1,887,600	\$0.457	\$15,673,944	\$17,561,544
37	Pulaski	75	23000	0.96	5.5	6.5	59,202,000	\$0.055	\$3,256,110	\$0.457	\$27,037,553	\$30,293,663
-	Putnam											\$0
-	Quitman											\$0
78	Rabun	16	25600	0.96	5.5	5	10,813,440	\$0.055	\$594,739	\$0.457	\$4,938,498	\$5,533,237
-	Randolph											\$0
-	Richmond											\$0
-	Rockdale											\$0
43	Schley	66	23850	0.96	5.5	6	49,867,488	\$0.055	\$2,742,712	\$0.457	\$22,774,482	\$25,517,194
-	Screven											\$0
-	Seminole											\$0
96	Spalding	4	25500	0.96	6	4.5	2,643,840	\$0.055	\$145,411	\$0.457	\$1,207,442	\$1,352,853
28	Stephens	134	25600	0.96	5.5	5	90,562,560	\$0.055	\$4,980,941	\$0.457	\$41,359,921	\$46,340,862
83	Stewart	10	23000	0.96	5	6	6,624,000	\$0.055	\$364,320	\$0.457	\$3,025,181	\$3,389,501
53	Sumter	44	23700	0.96	6	6	36,039,168	\$0.055	\$1,982,154	\$0.457	\$16,459,088	\$18,441,242
-	Talbot											\$0
-	Taliaferro											\$0
12	Tattnall	350	27000	0.96	6.5	4.6	271,252,800	\$0.055	\$14,918,904	\$0.457	\$123,881,154	\$138,800,058
50	Taylor	69	22500	0.96	5.5	5	40,986,000	\$0.055	\$2,254,230	\$0.457	\$18,718,306	\$20,972,536
-	Telfair											\$0
-	Terrell											\$0
67	Thomas	26	23000	0.96	5.5	7	22,102,080	\$0.055	\$1,215,614	\$0.457	\$10,094,020	\$11,309,634
-	Tift											\$0
87	Toombs	6	26800	0.96	6	5.5	5,094,144	\$0.055	\$280,178	\$0.457	\$2,326,496	\$2,606,673
100	Towns	2	36000	0.96	4	4	1,105,920	\$0.055	\$60,826	\$0.457	\$505,074	\$565,899
-	Treutlen											\$0
-	Troup											\$0
62	Turner	32	25000	0.96	5.5	6	25,344,000	\$0.055	\$1,393,920	\$0.457	\$11,574,605	\$12,968,525
-	Twiggs											\$0
77	Union	10	50000	0.96	6	4	11,520,000	\$0.055	\$633,600	\$0.457	\$5,261,184	\$5,894,784
49	Upson	56	26000	0.96	5.5	5.4	41,513,472	\$0.055	\$2,283,241	\$0.457	\$18,959,203	\$21,242,444
26	Walker	145	26000	0.96	5.5	5.35	106,494,960	\$0.055	\$5,857,223	\$0.457	\$48,636,248	\$54,493,471
64	Walton	41	18440	0.96	5.5	6	23,951,347	\$0.055	\$1,317,324	\$0.457	\$10,938,580	\$12,255,904
74	Ware	22	26800	0.96	5	4.7	13,301,376	\$0.055	\$731,576	\$0.457	\$6,074,738	\$6,806,314
-	Warren											\$0
-	Washington											\$0

Broilers - Total (Grower AND Integrator)

Farm Gate Value 2007

Rank	County	# Houses	Avg # Birds/ House	Live Rate	Batch- es	Bird Wt. in Lbs	Broiler Production in Lbs	GROW-ER Price/Lb	GROWER Farm Gate Value	INTE-GRATOR Price/Lb	INTEGRATOR Farm Gate Value	TOTAL BROILER FARM GATE VALUE
90	Wayne	4	26800	0.96	7	4.5	3,241,728	\$0.055	\$178,295	\$0.457	\$1,480,497	\$1,658,792
92	Webster - Wheeler	4	23000	0.96	5.5	6	2,914,560	\$0.055	\$160,301	\$0.457	\$1,331,080	\$1,491,380
												\$0
22	White	190	25600	0.96	5.5	5.5	141,250,560	\$0.055	\$7,768,781	\$0.457	\$64,509,131	\$72,277,912
15	Whitfield	255	30000	0.96	5.5	5.35	216,097,200	\$0.055	\$11,885,346	\$0.457	\$98,691,591	\$110,576,937
30	Wilcox	120	25500	0.96	5.5	5.5	88,862,400	\$0.055	\$4,887,432	\$0.457	\$40,583,458	\$45,470,890
33	Wilkes	100	25600	0.96	5.5	6	81,100,800	\$0.055	\$4,460,544	\$0.457	\$37,038,735	\$41,499,279
95	Wilkinson	4	25000	0.96	6	4.75	2,736,000	\$0.055	\$150,480	\$0.457	\$1,249,531	\$1,400,011
73	Worth	18	23000	0.96	5.5	6.5	14,208,480	\$0.055	\$781,466	\$0.457	\$6,489,013	\$7,270,479
2007 Totals and Weighted Averages		12241	25445	0.96	5.63	5.54	9,319,927,439	\$0.055	\$506,812,023	\$0.457	\$4,208,382,741	\$4,715,194,764
									9.3%	77.5%	86.8%	



County	# Houses	# Birds/ House	Live Rate	Batch- es	Bird Wt. in Lbs	Broiler Production in Lbs	GROW-ER Price/Lb	GROWER Farm Gate Value	INTE-GRATOR Price/Lb	INTEGRATOR Farm Gate Value	TOTAL BROILER FARM GATE VALUE
Franklin	830	25000	0.96	5.50	5.35	586,146,000	\$0.055	\$32,238,030	\$0.457	\$267,692,878	\$299,930,908
Madison	602	26000	0.96	5.75	5.50	475,194,720	\$0.055	\$26,135,710	\$0.457	\$217,021,429	\$243,157,138
Habersham	600	25600	0.96	5.50	5.35	433,889,280	\$0.055	\$23,863,910	\$0.457	\$198,157,234	\$222,021,145
Banks	510	25600	0.96	5.50	6.00	413,614,080	\$0.055	\$22,748,774	\$0.457	\$188,897,550	\$211,646,325
Gilmer	470	25600	0.96	6.50	5.45	409,184,256	\$0.055	\$22,505,134	\$0.457	\$186,874,450	\$209,379,584
Jackson	500	25600	0.96	5.50	5.35	361,574,400	\$0.055	\$19,886,592	\$0.457	\$165,131,028	\$185,017,620
Hart	462	25600	0.96	5.50	5.35	334,094,746	\$0.055	\$18,375,211	\$0.457	\$152,581,070	\$170,956,281
Hall	460	25600	0.96	5.50	5.35	332,648,448	\$0.055	\$18,295,665	\$0.457	\$151,920,546	\$170,216,211
Colquitt	356	28800	0.96	5.50	6.00	324,808,704	\$0.055	\$17,864,479	\$0.457	\$148,340,135	\$166,204,614
Oglethorpe	370	32500	0.96	5.50	5.00	317,460,000	\$0.055	\$17,460,300	\$0.457	\$144,983,982	\$162,444,282

Breeder Pullet Unit

Farm Gate Value 2007

Rank	County	No. Houses	Capacity per House	Price	Farm Gate Value	Rank	County	No. Houses	Capacity per House	Price	Farm Gate Value
25	Appling	8	12,000	\$15.00	\$1,440,000	-	Emanuel				\$0
35	Atkinson	2	12,650	\$15.00	\$379,500	32	Evans	2	24,000	\$15.00	\$720,000
-	Bacon				\$0	32	Fannin	4	12,000	\$15.00	\$720,000
-	Baker				\$0	-	Fayette				\$0
-	Baldwin				\$0	36	Floyd	2	12,000	\$15.00	\$360,000
5	Banks	45	12,000	\$15.00	\$8,100,000	29	Forsyth	8	9,000	\$15.00	\$1,080,000
20	Barrow	11	13,000	\$15.00	\$2,145,000	12	Franklin	28	12,000	\$15.00	\$5,040,000
19	Bartow	12	12,000	\$15.00	\$2,160,000	-	Fulton				\$0
-	Ben Hill				\$0	4	Gilmer	54	12,000	\$15.00	\$9,720,000
23	Berrien	10	11,600	\$15.00	\$1,740,000	-	Glascocock				\$0
-	Bibb				\$0	-	Glynn				\$0
-	Bleckley				\$0	8	Gordon	34	12,000	\$15.00	\$6,120,000
-	Brantley				\$0	18	Grady	12	13,500	\$15.00	\$2,430,000
-	Brooks				\$0	-	Greene				\$0
-	Bryan				\$0	-	Gwinnett				\$0
-	Bulloch				\$0	1	Habersham	140	12,000	\$15.00	\$25,200,000
-	Burke				\$0	2	Hall	50	20,000	\$15.00	\$15,000,000
-	Butts				\$0	-	Hancock				\$0
-	Calhoun				\$0	-	Haralson				\$0
-	Camden				\$0	-	Harris				\$0
-	Candler				\$0	6	Hart	41	12,000	\$15.00	\$7,380,000
16	Carroll	20	12,000	\$15.00	\$3,600,000	9	Heard	31	12,000	\$15.00	\$5,580,000
-	Catoosa				\$0	-	Henry				\$0
25	Charlton	8	12,000	\$15.00	\$1,440,000	-	Houston				\$0
-	Chatham				\$0	-	Irwin				\$0
-	Chattahoochee				\$0	3	Jackson	66	12,000	\$15.00	\$11,880,000
-	Chattooga				\$0	15	Jasper	3	84,000	\$15.00	\$3,780,000
36	Cherokee	2	12,000	\$15.00	\$360,000	-	Jeff Davis				\$0
-	Clarke				\$0	-	Jefferson				\$0
-	Clay				\$0	-	Jenkins				\$0
-	Clayton				\$0	-	Johnson				\$0
-	Clinch				\$0	-	Jones				\$0
-	Cobb				\$0	-	Lamar				\$0
21	Coffee	10	14,000	\$15.00	\$2,100,000	-	Lanier				\$0
14	Colquitt	14	21,000	\$15.00	\$4,410,000	-	Laurens				\$0
-	Columbia				\$0	-	Lee				\$0
-	Cook				\$0	-	Liberty				\$0
-	Coweta				\$0	-	Lincoln				\$0
-	Crawford				\$0	-	Long				\$0
-	Crisp				\$0	-	Lowndes				\$0
36	Dade	2	12,000	\$15.00	\$360,000	33	Lumpkin	3	12,000	\$15.00	\$540,000
17	Dawson	19	9,000	\$15.00	\$2,565,000	11	Macon	22	16,000	\$15.00	\$5,280,000
-	Decatur				\$0	10	Madison	30	12,000	\$15.00	\$5,400,000
-	DeKalb				\$0	30	Marion	4	16,000	\$15.00	\$960,000
-	Dodge				\$0	-	McDuffie				\$0
-	Dooly				\$0	-	McIntosh				\$0
-	Dougherty				\$0	-	Meriwether				\$0
-	Douglas				\$0	-	Miller				\$0
-	Early				\$0	-	Mitchell				\$0
-	Echols				\$0	28	Monroe	5	15,150	\$15.00	\$1,136,250
-	Effingham				\$0	-	Montgomery				\$0
-	Elbert				\$0	-	Morgan				\$0

Breeder Pullet Unit

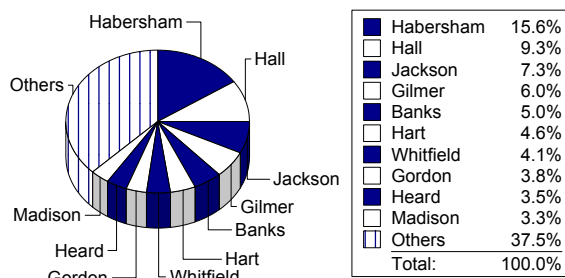
Farm Gate Value 2007

Rank	County	No. Houses	Capacity per House	Price	Farm Gate Value
-	Murray				\$0
-	Muscogee				\$0
-	Newton				\$0
31	Oconee	5	12,000	\$15.00	\$900,000
13	Oglethorpe	25	12,668	\$15.00	\$4,750,500
-	Paulding				\$0
-	Peach				\$0
19	Pickens	12	12,000	\$15.00	\$2,160,000
-	Pierce				\$0
-	Pike				\$0
-	Polk				\$0
-	Pulaski				\$0
-	Putnam				\$0
-	Quitman				\$0
-	Rabun				\$0
-	Randolph				\$0
-	Richmond				\$0
-	Rockdale				\$0
-	Schley				\$0
-	Screven				\$0
-	Seminole				\$0
-	Spalding				\$0
-	Stephens				\$0
-	Stewart				\$0
26	Sumter	6	15,150	\$15.00	\$1,363,500
-	Talbot				\$0
-	Taliaferro				\$0
29	Tattnall	6	12,000	\$15.00	\$1,080,000
-	Taylor				\$0
-	Telfair				\$0
-	Terrell				\$0
-	Thomas				\$0
34	Tift	2	16,500	\$15.00	\$495,000
-	Toombs				\$0
-	Towns				\$0
-	Treutlen				\$0
-	Troup				\$0
-	Turner				\$0
-	Twiggs				\$0
24	Union	10	10,000	\$15.00	\$1,500,000
-	Upson				\$0
33	Walker	3	12,000	\$15.00	\$540,000
-	Walton				\$0
27	Ware	6	15,000	\$15.00	\$1,350,000
-	Warren				\$0
-	Washington				\$0
-	Wayne				\$0
-	Webster				\$0
-	Wheeler				\$0
22	White	10	12,000	\$15.00	\$1,800,000
7	Whitfield	44	10,000	\$15.00	\$6,600,000
-	Wilcox				\$0

Rank	County	No. Houses	Capacity per House	Price	Farm Gate Value
-	Wilkes				\$0
-	Wilkinson				\$0
-	Worth				\$0
2007 Totals & Averages		831	12,969	\$15.00	\$161,664,750

Percent of Poultry and Eggs 2.98%

Top Ten Counties For Breeder Pullet Unit



County	No. Houses	Capacity	Price	Farm Gate Value
Habersham	140	12,000	\$15.00	\$25,200,000
Hall	50	20,000	\$15.00	\$15,000,000
Jackson	66	12,000	\$15.00	\$11,880,000
Gilmer	54	12,000	\$15.00	\$9,720,000
Banks	45	12,000	\$15.00	\$8,100,000
Hart	41	12,000	\$15.00	\$7,380,000
Whitfield	44	10,000	\$15.00	\$6,600,000
Gordon	34	12,000	\$15.00	\$6,120,000
Heard	31	12,000	\$15.00	\$5,580,000
Madison	30	12,000	\$15.00	\$5,400,000

Hatching Layers

Farm Gate Value 2007

Rank	County	No. Houses	Capacity per House	Price	Farm Gate Value	Rank	County	No. Houses	Capacity per House	Price	Farm Gate Value
17	Appling	24	10,000	\$29.70	\$7,128,000	-	Emanuel				\$0
30	Atkinson	4	13,200	\$29.70	\$1,568,160	29	Evans	6	10,000	\$29.70	\$1,782,000
29	Bacon	2	30,000	\$29.70	\$1,782,000	21	Fannin	16	10,000	\$29.70	\$4,752,000
20	Baker	22	8,000	\$29.70	\$5,227,200	-	Fayette				\$0
-	Baldwin				\$0	41	Floyd	2	10,000	\$29.70	\$594,000
7	Banks	45	10,000	\$29.70	\$13,365,000	28	Forsyth	8	9,000	\$29.70	\$2,138,400
39	Barrow	3	9,500	\$29.70	\$846,450	2	Franklin	99	10,000	\$29.70	\$29,403,000
18	Bartow	22	10,000	\$29.70	\$6,534,000	-	Fulton				\$0
-	Ben Hill				\$0	8	Gilmer	44	10,000	\$29.70	\$13,068,000
15	Berrien	25	11,000	\$29.70	\$8,167,500	-	Glascocock				\$0
-	Bibb				\$0	-	Glynn				\$0
-	Bleckley				\$0	5	Gordon	78	8,800	\$29.70	\$20,386,080
-	Brantley				\$0	26	Grady	8	10,000	\$29.70	\$2,376,000
26	Brooks	8	10,000	\$29.70	\$2,376,000	-	Greene				\$0
-	Bryan				\$0	-	Gwinnett				\$0
-	Bulloch				\$0	4	Habersham	80	10,000	\$29.70	\$23,760,000
-	Burke				\$0	14	Hall	28	10,000	\$29.70	\$8,316,000
-	Butts				\$0	-	Hancock				\$0
-	Calhoun				\$0	-	Haralson				\$0
-	Camden				\$0	-	Harris				\$0
37	Candler	3	12,000	\$29.70	\$1,069,200	1	Hart	93	11,000	\$29.70	\$30,383,100
-	Carroll				\$0	16	Heard	26	10,000	\$29.70	\$7,722,000
26	Catoosa	8	10,000	\$29.70	\$2,376,000	-	Henry				\$0
31	Charlton	4	13,000	\$29.70	\$1,544,400	-	Houston				\$0
-	Chatham				\$0	41	Irwin	2	10,000	\$29.70	\$594,000
-	Chattahoochee				\$0	3	Jackson	90	10,000	\$29.70	\$26,730,000
26	Chattooga	8	10,000	\$29.70	\$2,376,000	-	Jasper				\$0
-	Cherokee				\$0	-	Jeff Davis				\$0
-	Clarke				\$0	-	Jefferson				\$0
-	Clay				\$0	-	Jenkins				\$0
-	Clayton				\$0	-	Johnson				\$0
-	Clinch				\$0	-	Jones				\$0
-	Cobb				\$0	-	Lamar				\$0
42	Coffee	3	1,300	\$29.70	\$115,830	33	Lanier	3	15,000	\$29.70	\$1,336,500
11	Colquitt	38	10,500	\$29.70	\$11,850,300	-	Laurens				\$0
-	Columbia				\$0	-	Lee				\$0
26	Cook	8	10,000	\$29.70	\$2,376,000	-	Liberty				\$0
-	Coweta				\$0	-	Lincoln				\$0
-	Crawford				\$0	23	Long	2	60,000	\$29.70	\$3,564,000
-	Crisp				\$0	-	Lowndes				\$0
22	Dade	14	10,000	\$29.70	\$4,158,000	22	Lumpkin	14	10,000	\$29.70	\$4,158,000
43	Dawson	3	30	\$29.70	\$2,646	13	Macon	22	13,000	\$29.70	\$8,494,200
26	Decatur	8	10,000	\$29.70	\$2,376,000	10	Madison	40	10,000	\$29.70	\$11,880,000
-	DeKalb				\$0	34	Marion	4	10,500	\$29.70	\$1,247,400
-	Dodge				\$0	-	McDuffie				\$0
-	Dooly				\$0	-	McIntosh				\$0
-	Dougherty				\$0	-	Meriwether				\$0
-	Douglas				\$0	-	Miller				\$0
-	Early				\$0	21	Mitchell	16	10,000	\$29.70	\$4,752,000
-	Echols				\$0	-	Monroe				\$0
-	Effingham				\$0	-	Montgomery				\$0
6	Elbert	41	12,000	\$29.70	\$14,612,400	27	Morgan	6	13,000	\$29.70	\$2,316,600

Hatching Layers

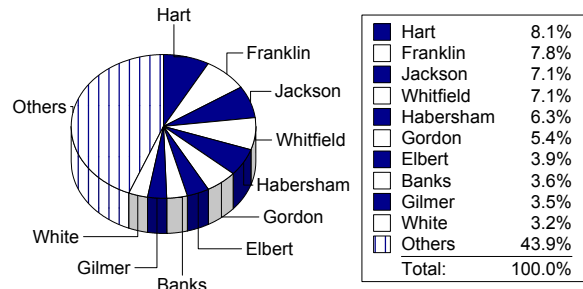
Rank	County	No. Houses	Capacity per House	Price	Farm Gate Value
40	Murray	17	1,200	\$29.70	\$605,880
-	Muscogee				\$0
-	Newton				\$0
-	Oconee				\$0
22	Oglethorpe	14	10,000	\$29.70	\$4,158,000
-	Paulding				\$0
-	Peach				\$0
26	Pickens	8	10,000	\$29.70	\$2,376,000
-	Pierce				\$0
-	Pike				\$0
-	Polk				\$0
-	Pulaski				\$0
32	Putnam	2	25,500	\$29.70	\$1,514,700
-	Quitman				\$0
-	Rabun				\$0
-	Randolph				\$0
-	Richmond				\$0
-	Rockdale				\$0
41	Schley	2	10,000	\$29.70	\$594,000
-	Screven				\$0
-	Seminole				\$0
-	Spalding				\$0
19	Stephens	10	20,000	\$29.70	\$5,940,000
-	Stewart				\$0
-	Sumter				\$0
-	Talbot				\$0
-	Taliaferro				\$0
12	Tattnall	36	11,000	\$29.70	\$11,761,200
-	Taylor				\$0
-	Telfair				\$0
-	Terrell				\$0
35	Thomas	4	10,000	\$29.70	\$1,188,000
-	Tift				\$0
25	Toombs	8	12,000	\$29.70	\$2,851,200
-	Towns				\$0
-	Treutlen				\$0
-	Troup				\$0
-	Turner				\$0
-	Twiggs				\$0
36	Union	5	7,500	\$29.70	\$1,113,750
-	Upson				\$0
38	Walker	3	10,000	\$29.70	\$891,000
-	Walton				\$0
24	Ware	8	13,250	\$29.70	\$3,148,200
-	Warren				\$0
-	Washington				\$0
-	Wayne				\$0
-	Webster				\$0
-	Wheeler				\$0
9	White	41	10,000	\$29.70	\$12,177,000
3	Whitfield	90	10,000	\$29.70	\$26,730,000
-	Wilcox				\$0

Farm Gate Value 2007

Rank	County	No. Houses	Capacity per House	Price	Farm Gate Value
-	Wilkes				\$0
-	Wilkinson				\$0
41	Worth	2	10,000	\$29.70	\$594,000
2007 Totals & Averages		1,230	10,272	\$29.70	\$375,247,296

Percent of Poultry and Eggs 6.91%

Top Ten Counties For Layers - Hatching egg prod



Top Ten Counties Hatching Layers

County	No. Houses	Capacity	Price	Farm Gate Value
Hart	93	11,000	\$29.70	\$30,383,100
Franklin	99	10,000	\$29.70	\$29,403,000
Jackson	90	10,000	\$29.70	\$26,730,000
Whitfield	90	10,000	\$29.70	\$26,730,000
Habersham	80	10,000	\$29.70	\$23,760,000
Gordon	78	8,800	\$29.70	\$20,386,080
Elbert	41	12,000	\$29.70	\$14,612,400
Banks	45	10,000	\$29.70	\$13,365,000
Gilmer	44	10,000	\$29.70	\$13,068,000
White	41	10,000	\$29.70	\$12,177,000

Table Layers

Farm Gate Value 2007

Rank	County	No. Houses	Capacity per House	Price	Farm Gate Value	Rank	County	No. Houses	Capacity per House	Price	Farm Gate Value
-	Appling				\$0	-	Emanuel				\$0
-	Atkinson				\$0	-	Evans				\$0
7	Bacon	8	82,000	\$17.74	\$11,637,440	-	Fannin				\$0
-	Baker				\$0	21	Fayette	1	200	\$17.74	\$3,548
-	Baldwin				\$0	-	Floyd				\$0
17	Banks	6	10,000	\$17.74	\$1,064,400	-	Forsyth				\$0
-	Barrow				\$0	10	Franklin	21	10,000	\$17.74	\$3,725,400
-	Bartow				\$0	-	Fulton				\$0
-	Ben Hill				\$0	-	Gilmer				\$0
-	Berrien				\$0	-	Glascocock				\$0
-	Bibb				\$0	-	Glynn				\$0
-	Bleckley				\$0	13	Gordon	3	33,500	\$17.74	\$1,782,870
6	Brantley	9	75,000	\$17.74	\$11,974,500	-	Grady				\$0
-	Brooks				\$0	-	Greene				\$0
-	Bryan				\$0	-	Gwinnett				\$0
-	Bulloch				\$0	-	Habersham				\$0
-	Burke				\$0	5	Hall	20	40,000	\$17.74	\$14,192,000
-	Butts				\$0	-	Hancock				\$0
-	Calhoun				\$0	-	Haralson				\$0
-	Camden				\$0	-	Harris				\$0
-	Candler				\$0	2	Hart	19	110,000	\$17.74	\$37,076,600
-	Carroll				\$0	-	Heard				\$0
-	Catoosa				\$0	-	Henry				\$0
16	Charlton	2	32,500	\$17.74	\$1,153,100	-	Houston				\$0
-	Chatham				\$0	-	Irwin				\$0
-	Chattahoochee				\$0	3	Jackson	90	10,000	\$17.74	\$15,966,000
-	Chattooga				\$0	-	Jasper				\$0
-	Cherokee				\$0	15	Jeff Davis	8	10,000	\$17.74	\$1,419,200
-	Clarke				\$0	-	Jefferson				\$0
-	Clay				\$0	-	Jenkins				\$0
-	Clayton				\$0	-	Johnson				\$0
17	Clinch	4	15,000	\$17.74	\$1,064,400	-	Jones				\$0
-	Cobb				\$0	-	Lamar				\$0
-	Coffee				\$0	-	Lanier				\$0
-	Colquitt				\$0	-	Laurens				\$0
-	Columbia				\$0	-	Lee				\$0
-	Cook				\$0	-	Liberty				\$0
-	Coweta				\$0	-	Lincoln				\$0
-	Crawford				\$0	-	Long				\$0
-	Crisp				\$0	-	Lowndes				\$0
-	Dade				\$0	-	Lumpkin				\$0
-	Dawson				\$0	-	Macon				\$0
-	Decatur				\$0	9	Madison	18	12,000	\$17.74	\$3,831,840
-	DeKalb				\$0	-	Marion				\$0
-	Dodge				\$0	-	McDuffie				\$0
-	Dooly				\$0	-	McIntosh				\$0
-	Dougherty				\$0	-	Meriwether				\$0
-	Douglas				\$0	-	Miller				\$0
-	Early				\$0	-	Mitchell				\$0
-	Echols				\$0	-	Monroe				\$0
-	Effingham				\$0	12	Montgomery	3	36,000	\$17.74	\$1,915,920
-	Elbert				\$0	8	Morgan	4	100,000	\$17.74	\$7,096,000

Table Layers

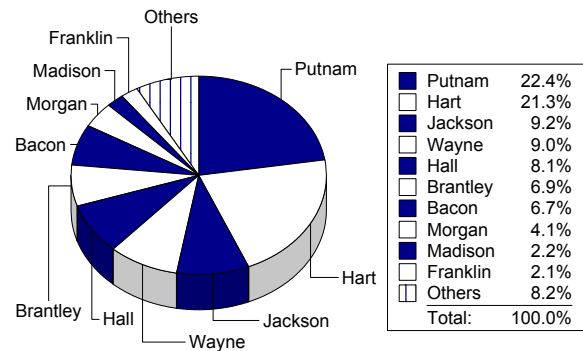
Rank	County	No. Houses	Capacity per House	Price	Farm Gate Value
-	Murray				\$0
-	Muscogee				\$0
-	Newton				\$0
-	Oconee				\$0
-	Oglethorpe				\$0
-	Paulding				\$0
-	Peach				\$0
-	Pickens				\$0
14	Pierce	2	50,000	\$17.74	\$1,774,000
-	Pike				\$0
-	Polk				\$0
-	Pulaski				\$0
1	Putnam	20	110,000	\$17.74	\$39,028,000
-	Quitman				\$0
-	Rabun				\$0
-	Randolph				\$0
-	Richmond				\$0
-	Rockdale				\$0
-	Schley				\$0
-	Screven				\$0
-	Seminole				\$0
-	Spalding				\$0
-	Stephens				\$0
-	Stewart				\$0
-	Sumter				\$0
-	Talbot				\$0
-	Taliaferro				\$0
-	Tattnall				\$0
-	Taylor				\$0
20	Telfair	3	10,000	\$17.74	\$532,200
-	Terrell				\$0
-	Thomas				\$0
-	Tift				\$0
-	Toombs				\$0
-	Towns				\$0
-	Treutlen				\$0
-	Troup				\$0
-	Turner				\$0
-	Twiggs				\$0
18	Union	6	7,500	\$17.74	\$798,300
-	Upson				\$0
-	Walker				\$0
11	Walton	3	39,000	\$17.74	\$2,075,580
-	Ware				\$0
-	Warren				\$0
-	Washington				\$0
4	Wayne	9	98,000	\$17.74	\$15,646,680
-	Webster				\$0
-	Wheeler				\$0
19	White	4	10,000	\$17.74	\$709,600
-	Whitfield				\$0
-	Wilcox				\$0

Farm Gate Value 2007

Rank	County	No. Houses	Capacity per House	Price	Farm Gate Value
-	Wilkes				\$0
-	Wilkinson				\$0
-	Worth				\$0
2007 Totals & Averages		263	37,394	\$17.74	\$174,467,578

Percent of Poultry and Eggs 3.21%

Top Ten Counties For Layers - Table egg production



Top Ten Counties Table Layers

County	No. Houses	Capacity	Price	Farm Gate Value
Putnam	20	110,000	\$17.74	\$39,028,000
Hart	19	110,000	\$17.74	\$37,076,600
Jackson	90	10,000	\$17.74	\$15,966,000
Wayne	9	98,000	\$17.74	\$15,646,680
Hall	20	40,000	\$17.74	\$14,192,000
Brantley	9	75,000	\$17.74	\$11,974,500
Bacon	8	82,000	\$17.74	\$11,637,440
Morgan	4	100,000	\$17.74	\$7,096,000
Madison	18	12,000	\$17.74	\$3,831,840
Franklin	21	10,000	\$17.74	\$3,725,400

Miscellaneous Poultry

Farm Gate Value 2007

County	Farm Gate Value	County	Farm Gate Value
Appling		Early	
Atkinson		Echols	
Bacon		Effingham	
Baker		Elbert	
Baldwin		Emanuel	
Banks		Evans	
Barrow		Fannin	
Bartow		Fayette	\$240
Ben Hill		Floyd	
Berrien		Forsyth	
Bibb		Franklin	
Bleckley		Fulton	
Brantley		Gilmer	
Brooks		Glascok	
Bryan		Glynn	
Bulloch		Gordon	
Burke		Grady	
Butts		Greene	
Calhoun		Gwinnett	
Camden		Habersham	
Candler		Hall	
Carroll	\$30,000	Hancock	
Catoosa		Haralson	
Charlton		Harris	
Chatham		Hart	
Chattahoochee		Heard	
Chattooga		Henry	
Cherokee		Houston	
Clarke		Irwin	
Clay		Jackson	
Clayton		Jasper	\$12,500
Clinch		Jeff Davis	
Cobb		Jefferson	
Coffee	\$1,352,400	Jenkins	
Colquitt		Johnson	
Columbia		Jones	
Cook		Lamar	
Coweta		Lanier	\$91,250
Crawford		Laurens	
Crisp		Lee	
Dade		Liberty	
Dawson		Lincoln	
Decatur	\$285,000	Long	
DeKalb		Lowndes	
Dodge		Lumpkin	
Dooly		Macon	
Dougherty		Madison	
Douglas		Marion	

Miscellaneous Poultry

Farm Gate Value 2007

County	Farm Gate Value	County	Farm Gate Value
McDuffie		Upson	\$1,800,000
McIntosh		Walker	
Meriwether		Walton	\$12,500
Miller		Ware	
Mitchell		Warren	
Monroe		Washington	
Montgomery		Wayne	
Morgan		Webster	
Murray		Wheeler	\$4,000
Muscogee		White	
Newton	\$1,875,000	Whitfield	
Oconee		Wilcox	
Oglethorpe		Wilkes	
Paulding		Wilkinson	
Peach		Worth	
Pickens		2007 Totals	\$6,169,140
Pierce	\$500,000	& Averages	
Pike		Percent of Poultry and Eggs	0.11%
Polk			
Pulaski			
Putnam			
Quitman			
Rabun			
Randolph			
Richmond			
Rockdale			
Schley	\$206,250		
Screven			
Seminole			
Spalding			
Stephens			
Stewart			
Sumter			
Talbot			
Taliaferro			
Tattnall			
Taylor			
Telfair			
Terrell			
Thomas			
Tift			
Toombs			
Towns			
Treutlen			
Troup			
Turner			
Twiggs			
Union			

Total Poultry and Eggs Value, 2007

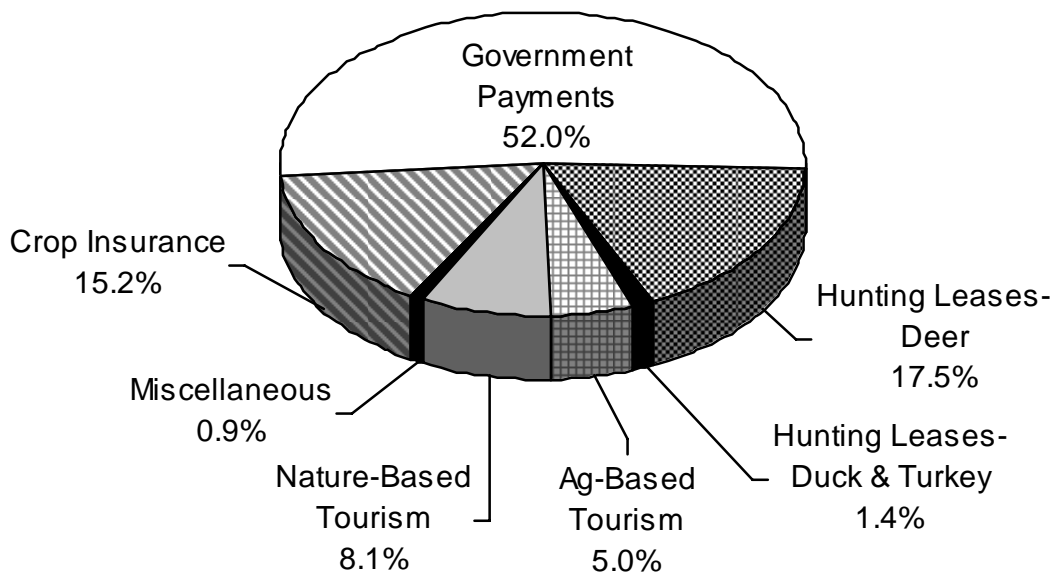
Rank	County	Farm Gate Value	Rank	County	Farm Gate Value	Rank	County	Farm Gate Value
30	Appling	\$47,589,112	55	Evans	\$20,394,179	95	Newton	\$2,694,964
25	Atkinson	\$60,714,530	50	Fannin	\$22,493,621	21	Oconee	\$87,702,659
56	Bacon	\$20,151,873	112	Fayette	\$3,788	11	Oglethorpe	\$171,352,782
43	Baker	\$29,631,606	31	Floyd	\$46,933,315	60	Paulding	\$18,415,035
87	Baldwin	\$4,919,787	46	Forsyth	\$26,972,022	-	Peach	\$0
6	Banks	\$234,175,725	1	Franklin	\$338,099,308	24	Pickens	\$61,518,912
47	Barrow	\$26,334,795	-	Fulton	\$0	91	Pierce	\$3,759,014
18	Bartow	\$93,252,834	7	Gilmer	\$232,167,584	75	Pike	\$10,212,713
74	Ben Hill	\$11,055,667	-	Glascocock	\$0	61	Polk	\$17,561,544
51	Berrien	\$21,719,232	-	Glynn	\$0	41	Pulaski	\$30,293,663
92	Bibb	\$3,758,170	9	Gordon	\$189,890,278	36	Putnam	\$40,542,700
96	Bleckley	\$2,682,127	39	Grady	\$31,311,896	-	Quitman	\$0
71	Brantley	\$11,974,500	59	Greene	\$18,501,762	83	Rabun	\$5,533,237
72	Brooks	\$11,925,550	81	Gwinnett	\$6,130,575	-	Randolph	\$0
-	Bryan	\$0	2	Habersham	\$270,981,145	-	Richmond	\$0
69	Bulloch	\$12,732,733	8	Hall	\$207,724,211	-	Rockdale	\$0
-	Burke	\$0	-	Hancock	\$0	48	Schley	\$26,317,444
-	Butts	\$0	33	Haralson	\$42,363,848	-	Screven	\$0
54	Calhoun	\$20,796,798	-	Harris	\$0	-	Seminole	\$0
-	Camden	\$0	4	Hart	\$245,795,981	106	Spalding	\$1,352,853
100	Candler	\$1,806,048	26	Heard	\$56,145,143	29	Stephens	\$52,280,862
14	Carroll	\$127,649,624	-	Henry	\$0	93	Stewart	\$3,389,501
34	Catoosa	\$42,212,606	76	Houston	\$9,761,762	58	Sumter	\$19,804,742
82	Charlton	\$5,622,514	88	Irwin	\$4,633,155	-	Talbot	\$0
-	Chatham	\$0	5	Jackson	\$239,593,620	-	Taliaferro	\$0
90	Chattahoochee	\$4,039,155	84	Jasper	\$5,521,637	12	Tattnall	\$151,641,258
89	Chattooga	\$4,544,175	66	Jeff Davis	\$14,784,326	53	Taylor	\$20,972,536
37	Cherokee	\$37,190,070	-	Jefferson	\$0	109	Telfair	\$532,200
94	Clarke	\$2,947,392	-	Jenkins	\$0	-	Terrell	\$0
-	Clay	\$0	-	Johnson	\$0	70	Thomas	\$12,497,634
-	Clayton	\$0	86	Jones	\$5,394,906	110	Tift	\$495,000
98	Clinch	\$2,213,883	52	Lamar	\$21,320,390	85	Toombs	\$5,457,873
-	Cobb	\$0	104	Lanier	\$1,427,750	107	Towns	\$565,899
15	Coffee	\$123,035,091	-	Laurens	\$0	-	Treutlen	\$0
10	Colquitt	\$182,464,914	-	Lee	\$0	-	Troup	\$0
-	Columbia	\$0	-	Liberty	\$0	68	Turner	\$12,968,525
62	Cook	\$17,549,174	-	Lincoln	\$0	-	Twiggs	\$0
-	Coweta	\$0	65	Long	\$15,069,864	77	Union	\$9,306,834
44	Crawford	\$27,237,955	-	Lowndes	\$0	49	Upson	\$23,042,444
78	Crisp	\$8,355,856	38	Lumpkin	\$32,624,097	27	Walker	\$55,924,471
57	Dade	\$19,926,499	16	Macon	\$115,447,434	67	Walton	\$14,343,984
28	Dawson	\$54,056,742	3	Madison	\$264,268,978	73	Ware	\$11,304,514
40	Decatur	\$30,720,172	45	Marion	\$27,228,385	-	Warren	\$0
-	DeKalb	\$0	-	McDuffie	\$0	-	Washington	\$0
80	Dodge	\$7,270,479	-	McIntosh	\$0	63	Wayne	\$17,305,472
64	Dooly	\$15,915,917	-	Meriwether	\$0	102	Webster	\$1,491,380
101	Dougherty	\$1,615,662	97	Miller	\$2,652,653	111	Wheeler	\$4,000
108	Douglas	\$561,969	17	Mitchell	\$93,924,117	22	White	\$86,964,512
103	Early	\$1,468,784	42	Monroe	\$29,675,920	13	Whitfield	\$143,906,937
-	Echols	\$0	99	Montgomery	\$1,915,920	32	Wilcox	\$45,470,890
-	Effingham	\$0	23	Morgan	\$64,829,464	35	Wilkes	\$41,499,279
19	Elbert	\$89,452,578	20	Murray	\$87,795,434	105	Wilkinson	\$1,400,011
-	Emanuel	\$0	-	Muscogee	\$0	79	Worth	\$7,864,479
GEORGIA								\$5,432,743,528

2007 Georgia Farm Gate Value

**-Ag-Based Tourism, Nature-Based Tourism,
and Other Income-**

\$ 614,151,225

Ag-Based Tourism, Nature-Based Tourism, and Other Income 2007 Farm Gate Value



Ag-Based and Nature-Based Tourism

Farm Gate Value 2007

Rank	County	AG-Based	Nature-Based	Total Farm Gate Value	Rank	County	Ag-Based	Nature-Based	Total Farm Gate Value
-	Appling	\$0	\$0	\$0	111	Effingham	\$6,250	\$0	\$6,250
-	Atkinson	\$0	\$0	\$0	67	Elbert	\$0	\$90,000	\$90,000
105	Bacon	\$15,000	\$0	\$15,000	-	Emanuel	\$0	\$0	\$0
102	Baker	\$0	\$16,500	\$16,500	79	Evans	\$66,000	\$0	\$66,000
-	Baldwin	\$0	\$0	\$0	18	Fannin	\$1,219,200	\$42,500	\$1,261,700
64	Banks	\$17,500	\$76,600	\$94,100	39	Fayette	\$263,100	\$150,000	\$413,100
87	Barrow	\$0	\$45,000	\$45,000	29	Floyd	\$66,200	\$650,000	\$716,200
88	Bartow	\$45,000	\$0	\$45,000	-	Forsyth	\$0	\$0	\$0
-	Ben Hill	\$0	\$0	\$0	-	Franklin	\$0	\$0	\$0
117	Berrien	\$0	\$1,800	\$1,800	61	Fulton	\$116,000	\$0	\$116,000
-	Bibb	\$0	\$0	\$0	31	Gilmer	\$632,000	\$0	\$632,000
-	Bleckley	\$0	\$0	\$0	92	Glascocock	\$30,800	\$12,850	\$43,650
107	Brantley	\$14,000	\$0	\$14,000	-	Glynn	\$0	\$0	\$0
47	Brooks	\$255,000	\$25,000	\$280,000	71	Gordon	\$73,040	\$0	\$73,040
-	Bryan	\$0	\$0	\$0	54	Grady	\$21,750	\$168,500	\$190,250
37	Bulloch	\$224,650	\$240,000	\$464,650	114	Greene	\$0	\$3,000	\$3,000
55	Burke	\$40,000	\$150,000	\$190,000	-	Gwinnett	\$0	\$0	\$0
15	Butts	\$705,500	\$1,235,000	\$1,940,500	3	Habersham	\$1,375,000	\$3,215,000	\$4,590,000
84	Calhoun	\$50,000	\$0	\$50,000	17	Hall	\$882,000	\$480,000	\$1,362,000
74	Camden	\$0	\$70,020	\$70,020	48	Hancock	\$145,000	\$112,500	\$257,500
116	Candler	\$0	\$2,000	\$2,000	100	Haralson	\$18,300	\$0	\$18,300
41	Carroll	\$225,000	\$120,000	\$345,000	25	Harris	\$203,000	\$654,000	\$857,000
-	Catoosa	\$0	\$0	\$0	63	Hart	\$19,600	\$80,900	\$100,500
49	Charlton	\$195,000	\$45,000	\$240,000	115	Heard	\$1,000	\$1,500	\$2,500
-	Chatham	\$0	\$0	\$0	73	Henry	\$2,400	\$70,000	\$72,400
-	Chattahoochee	\$0	\$0	\$0	11	Houston	\$2,152,500	\$0	\$2,152,500
46	Chattooga	\$0	\$285,000	\$285,000	82	Irwin	\$24,000	\$32,500	\$56,500
27	Cherokee	\$775,000	\$0	\$775,000	-	Jackson	\$0	\$0	\$0
42	Clarke	\$190,000	\$122,500	\$312,500	2	Jasper	\$4,858,000	\$1,509,000	\$6,367,000
66	Clay	\$0	\$90,000	\$90,000	80	Jeff Davis	\$20,000	\$43,500	\$63,500
36	Clayton	\$309,500	\$172,000	\$481,500	72	Jefferson	\$72,000	\$930	\$72,930
34	Clinch	\$25,000	\$500,000	\$525,000	91	Jenkins	\$0	\$43,750	\$43,750
-	Cobb	\$0	\$0	\$0	120	Johnson	\$0	\$750	\$750
-	Coffee	\$0	\$0	\$0	118	Jones	\$1,000	\$500	\$1,500
9	Colquitt	\$2,251,898	\$0	\$2,251,898	113	Lamar	\$0	\$5,000	\$5,000
50	Columbia	\$50,750	\$180,000	\$230,750	52	Lanier	\$4,000	\$216,000	\$220,000
5	Cook	\$0	\$2,550,000	\$2,550,000	-	Laurens	\$0	\$0	\$0
65	Coweta	\$93,200	\$0	\$93,200	45	Lee	\$0	\$300,000	\$300,000
108	Crawford	\$0	\$12,000	\$12,000	104	Liberty	\$2,100	\$13,475	\$15,575
23	Crisp	\$690,000	\$250,950	\$940,950	13	Lincoln	\$875	\$2,012,500	\$2,013,375
60	Dade	\$22,500	\$97,100	\$119,600	78	Long	\$66,000	\$260	\$66,260
21	Dawson	\$1,000,000	\$0	\$1,000,000	-	Lowndes	\$0	\$0	\$0
-	Decatur	\$0	\$0	\$0	44	Lumpkin	\$301,200	\$0	\$301,200
19	DeKalb	\$0	\$1,225,000	\$1,225,000	-	Macon	\$0	\$0	\$0
53	Dodge	\$0	\$200,000	\$200,000	90	Madison	\$28,850	\$15,200	\$44,050
38	Dooly	\$420,000	\$0	\$420,000	95	Marion	\$2,000	\$37,500	\$39,500
6	Dougherty	\$2,400,000	\$1,000	\$2,401,000	28	McDuffie	\$747,500	\$15,000	\$762,500
109	Douglas	\$0	\$12,000	\$12,000	-	McIntosh	\$0	\$0	\$0
56	Early	\$0	\$179,000	\$179,000	77	Meriwether	\$2,500	\$65,000	\$67,500
-	Echols	\$0	\$0	\$0	-	Miller	\$0	\$0	\$0

Ag-Based and Nature-Based Tourism

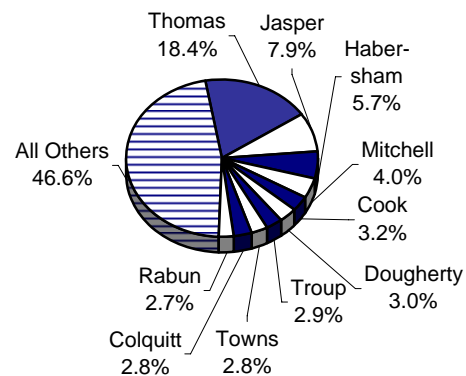
Farm Gate Value 2007

Rank	County	Ag-Based	Nature-Based	Total Farm Gate Value
4	Mitchell	\$194,075	\$3,000,000	\$3,194,075
-	Monroe	\$0	\$0	\$0
40	Montgomery	\$72,000	\$274,500	\$346,500
75	Morgan	\$70,000	\$0	\$70,000
20	Murray	\$42,000	\$1,170,000	\$1,212,000
85	Muscogee	\$50,000	\$0	\$50,000
30	Newton	\$160,000	\$515,000	\$675,000
58	Oconee	\$95,125	\$37,250	\$132,375
-	Oglethorpe	\$0	\$0	\$0
59	Paulding	\$123,800	\$8,000	\$131,800
103	Peach	\$16,000	\$0	\$16,000
69	Pickens	\$73,950	\$4,550	\$78,500
-	Pierce	\$0	\$0	\$0
112	Pike	\$2,000	\$4,000	\$6,000
96	Polk	\$36,665	\$0	\$36,665
110	Pulaski	\$6,300	\$2,205	\$8,505
14	Putnam	\$320,750	\$1,640,000	\$1,960,750
81	Quitman	\$0	\$60,000	\$60,000
10	Rabun	\$185,000	\$2,010,000	\$2,195,000
89	Randolph	\$0	\$45,000	\$45,000
12	Richmond	\$400,000	\$1,621,250	\$2,021,250
32	Rockdale	\$607,500	\$19,021	\$626,521
119	Schley	\$1,200	\$0	\$1,200
97	Screven	\$30,000	\$3,700	\$33,700
86	Seminole	\$14,100	\$33,050	\$47,150
-	Spalding	\$0	\$0	\$0
101	Stephens	\$6,000	\$12,000	\$18,000
-	Stewart	\$0	\$0	\$0
-	Sumter	\$0	\$0	\$0
94	Talbot	\$40,000	\$0	\$40,000
-	Taliaferro	\$0	\$0	\$0
-	Tattnall	\$0	\$0	\$0
106	Taylor	\$7,500	\$7,500	\$15,000
-	Telfair	\$0	\$0	\$0
33	Terrell	\$68,500	\$506,000	\$574,500
1	Thomas	\$0	\$14,743,750	\$14,743,750
43	Tift	\$300,000	\$5,000	\$305,000
-	Toombs	\$0	\$0	\$0
8	Towns	\$2,075,000	\$198,000	\$2,273,000
83	Treutlen	\$51,000	\$0	\$51,000
7	Troup	\$0	\$2,320,000	\$2,320,000
26	Turner	\$0	\$780,000	\$780,000
76	Twiggs	\$0	\$70,000	\$70,000
24	Union	\$762,925	\$100,000	\$862,925
51	Upson	\$210,000	\$15,000	\$225,000
70	Walker	\$20,000	\$53,600	\$73,600
93	Walton	\$42,500	\$0	\$42,500
-	Ware	\$0	\$0	\$0
22	Warren	\$393,500	\$549,500	\$943,000
99	Washington	\$10,000	\$9,000	\$19,000

Rank	County	Ag-Based	Nature-Based	Total Farm Gate Value
62	Wayne	\$83,800	\$28,625	\$112,425
-	Webster	\$0	\$0	\$0
68	Wheeler	\$0	\$86,250	\$86,250
35	White	\$275,200	\$217,500	\$492,700
-	Whitfield	\$0	\$0	\$0
57	Wilcox	\$107,500	\$54,500	\$162,000
-	Wilkes	\$0	\$0	\$0
98	Wilkinson	\$12,500	\$7,690	\$20,190
16	Worth	\$17,500	\$1,673,625	\$1,691,125
2007 Totals		\$30,421,553	\$49,830,151	\$80,251,704

Percent of Other Income 13.1%

Top Ten Counties for Ag & Nature-Based Tourism



Top Ten Counties Ag-Based and Nature-Based Tourism

County	Farm Gate Value
Thomas	\$14,743,750
Jasper	\$6,367,000
Habersham	\$4,590,000
Mitchell	\$3,194,075
Cook	\$2,550,000
Dougherty	\$2,401,000
Troup	\$2,320,000
Towns	\$2,273,000
Colquitt	\$2,251,898
Rabun	\$2,195,000

Crop Insurance

Farm Gate Value 2007

Rank	County	Farm Gate Value	Rank	County	Farm Gate Value
19	Appling	\$2,179,874	70	Effingham	\$211,007
13	Atkinson	\$2,493,831	108	Elbert	\$1,811
4	Bacon	\$3,199,559	45	Emanuel	\$641,274
12	Baker	\$2,541,566	51	Evans	\$518,389
-	Baldwin	\$0	60	Fannin	\$309,870
-	Banks	\$0	-	Fayette	\$0
-	Barrow	\$0	56	Floyd	\$356,316
84	Bartow	\$63,348	-	Forsyth	\$0
59	Ben Hill	\$312,247	-	Franklin	\$0
14	Berrien	\$2,478,998	-	Fulton	\$0
103	Bibb	\$4,660	109	Gilmer	\$1,497
62	Bleckley	\$289,094	89	Glascok	\$34,108
76	Brantley	\$94,633	-	Glynn	\$0
28	Brooks	\$1,150,954	58	Gordon	\$331,241
66	Bryan	\$229,641	15	Grady	\$2,472,313
3	Bulloch	\$3,371,923	-	Greene	\$0
27	Burke	\$1,406,917	-	Gwinnett	\$0
-	Butts	\$0	-	Habersham	\$0
10	Calhoun	\$2,625,298	86	Hall	\$41,608
-	Camden	\$0	-	Hancock	\$0
35	Candler	\$898,062	100	Haralson	\$7,420
95	Carroll	\$13,940	-	Harris	\$0
-	Catoosa	\$0	79	Hart	\$78,525
-	Charlton	\$0	-	Heard	\$0
107	Chatham	\$1,861	106	Henry	\$2,144
-	Chattahoochee	\$0	63	Houston	\$258,536
92	Chattooga	\$23,506	29	Irwin	\$1,148,855
-	Cherokee	\$0	-	Jackson	\$0
-	Clarke	\$0	-	Jasper	\$0
36	Clay	\$818,832	42	Jeff Davis	\$680,857
-	Clayton	\$0	49	Jefferson	\$542,046
52	Clinch	\$459,904	41	Jenkins	\$684,549
-	Cobb	\$0	48	Johnson	\$547,125
6	Coffee	\$3,084,168	-	Jones	\$0
9	Colquitt	\$2,664,459	85	Lamar	\$56,765
-	Columbia	\$0	65	Lanier	\$234,941
22	Cook	\$1,833,233	55	Laurens	\$367,199
-	Coweta	\$0	25	Lee	\$1,477,234
32	Crawford	\$998,259	98	Liberty	\$10,970
39	Crisp	\$748,692	-	Lincoln	\$0
101	Dade	\$5,753	80	Long	\$77,426
-	Dawson	\$0	64	Lowndes	\$241,018
2	Decatur	\$3,819,297	96	Lumpkin	\$13,191
-	DeKalb	\$0	16	Macon	\$2,407,959
47	Dodge	\$567,879	102	Madison	\$5,623
11	Dooly	\$2,541,670	73	Marion	\$139,267
68	Dougherty	\$225,664	104	McDuffie	\$4,158
-	Douglas	\$0	-	McIntosh	\$0
7	Early	\$2,900,804	57	Meriwether	\$331,848
105	Echols	\$2,401	1	Miller	\$4,187,906

Crop Insurance

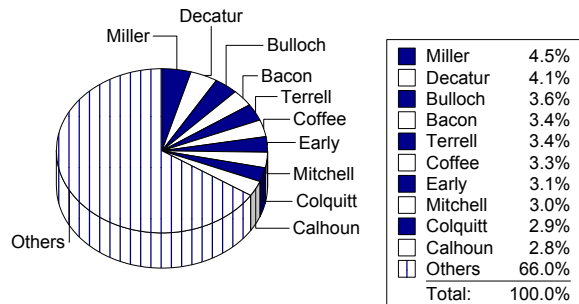
Farm Gate Value 2007

Rank	County	Farm Gate Value
8	Mitchell	\$2,787,018
83	Monroe	\$71,655
74	Montgomery	\$112,835
82	Morgan	\$75,424
78	Murray	\$82,956
-	Muscogee	\$0
-	Newton	\$0
69	Oconee	\$217,598
-	Oglethorpe	\$0
-	Paulding	\$0
21	Peach	\$2,102,151
-	Pickens	\$0
30	Pierce	\$1,139,944
91	Pike	\$24,465
94	Polk	\$17,715
46	Pulaski	\$573,503
-	Putnam	\$0
75	Quitman	\$107,007
81	Rabun	\$75,578
31	Randolph	\$1,042,248
99	Richmond	\$9,221
-	Rockdale	\$0
72	Schley	\$150,889
40	Screven	\$748,121
20	Seminole	\$2,133,373
-	Spalding	\$0
-	Stephens	\$0
54	Stewart	\$422,201
34	Sumter	\$917,362
-	Talbot	\$0
-	Taliaferro	\$0
26	Tattnall	\$1,475,772
33	Taylor	\$959,145
67	Telfair	\$226,582
5	Terrell	\$3,166,926
43	Thomas	\$672,848
18	Tift	\$2,183,638
23	Toombs	\$1,714,282
-	Towns	\$0
71	Treutlen	\$151,908
-	Troup	\$0
44	Turner	\$664,668
61	Twiggs	\$307,624
-	Union	\$0
-	Upson	\$0
87	Walker	\$36,975
88	Walton	\$36,740
24	Ware	\$1,672,847
-	Warren	\$0
38	Washington	\$750,284

Rank	County	Farm Gate Value
37	Wayne	\$793,133
53	Webster	\$459,569
77	Wheeler	\$91,174
90	White	\$29,090
93	Whitfield	\$22,252
50	Wilcox	\$536,155
-	Wilkes	\$0
97	Wilkinson	\$11,000
17	Worth	\$2,189,587
2007 Totals		\$93,439,386

Percent of Other Income

Top Ten Counties For Crop Insurance



Top Ten Counties Crop Insurance	
County	Farm Gate Value
Miller	\$4,187,906
Decatur	\$3,819,297
Bulloch	\$3,371,923
Bacon	\$3,199,559
Terrell	\$3,166,926
Coffee	\$3,084,168
Early	\$2,900,804
Mitchell	\$2,787,018
Colquitt	\$2,664,459
Calhoun	\$2,625,298

Government Payments

Farm Gate Value 2007

Rank	County	Farm Gate Value	Rank	County	Farm Gate Value
28	Appling	\$4,704,252	71	Effingham	\$566,030
43	Atkinson	\$2,254,021	76	Elbert	\$477,925
47	Bacon	\$1,968,766	34	Emanuel	\$3,388,579
13	Baker	\$7,417,579	60	Evans	\$819,089
141	Baldwin	\$14,528	135	Fannin	\$25,508
94	Banks	\$161,000	151	Fayette	\$4,141
133	Barrow	\$30,162	66	Floyd	\$632,450
73	Bartow	\$512,084	132	Forsyth	\$30,316
37	Ben Hill	\$2,995,672	99	Franklin	\$117,939
20	Berrien	\$6,179,173	-	Fulton	\$0
134	Bibb	\$28,662	84	Gilmer	\$219,976
35	Bleckley	\$3,236,524	98	Glascok	\$127,927
113	Brantley	\$78,008	158	Glynn	\$333
10	Brooks	\$8,620,079	77	Gordon	\$392,877
86	Bryan	\$187,629	24	Grady	\$5,657,567
11	Bulloch	\$8,604,477	97	Greene	\$128,297
18	Burke	\$6,808,036	152	Gwinnett	\$3,979
119	Butts	\$53,672	137	Habersham	\$23,479
16	Calhoun	\$7,031,457	82	Hall	\$223,268
144	Camden	\$8,496	127	Hancock	\$42,540
44	Candler	\$2,078,596	138	Haralson	\$23,101
87	Carroll	\$187,226	125	Harris	\$45,301
139	Catoosa	\$16,734	69	Hart	\$576,375
153	Charlton	\$2,689	116	Heard	\$63,363
145	Chatham	\$7,339	103	Henry	\$106,140
156	Chattahoochee	\$1,562	46	Houston	\$2,060,718
102	Chattooga	\$110,404	9	Irwin	\$8,697,526
136	Cherokee	\$24,396	105	Jackson	\$102,539
124	Clarke	\$50,263	107	Jasper	\$99,262
41	Clay	\$2,682,373	38	Jeff Davis	\$2,958,907
148	Clayton	\$5,481	36	Jefferson	\$3,092,353
126	Clinch	\$42,858	39	Jenkins	\$2,887,049
149	Cobb	\$5,379	56	Johnson	\$1,085,193
17	Coffee	\$7,020,592	129	Jones	\$37,180
5	Colquitt	\$12,215,645	78	Lamar	\$358,719
146	Columbia	\$6,571	57	Lanier	\$1,017,439
30	Cook	\$4,593,965	33	Laurens	\$3,496,609
110	Coweta	\$88,249	21	Lee	\$5,958,118
104	Crawford	\$104,284	130	Liberty	\$36,991
23	Crisp	\$5,724,121	120	Lincoln	\$53,150
101	Dade	\$114,087	112	Long	\$81,645
117	Dawson	\$62,496	48	Lowndes	\$1,837,211
3	Decatur	\$12,707,927	111	Lumpkin	\$82,266
157	DeKalb	\$788	32	Macon	\$3,919,724
29	Dodge	\$4,613,635	64	Madison	\$675,444
4	Dooly	\$12,544,150	65	Marion	\$666,226
45	Dougherty	\$2,074,551	115	McDuffie	\$65,657
147	Douglas	\$6,413	100	McIntosh	\$114,974
6	Early	\$12,083,933	92	Meriwether	\$172,872
90	Echols	\$182,703	7	Miller	\$9,831,292

Government Payments

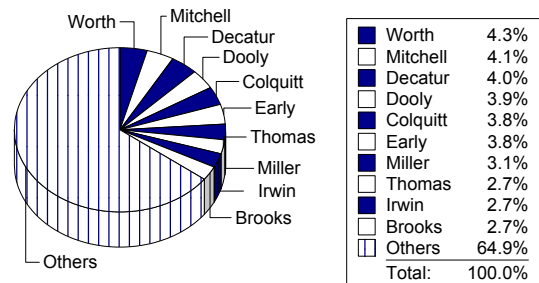
Farm Gate Value 2007

Rank	County	Farm Gate Value
2	Mitchell	\$13,215,378
95	Monroe	\$156,831
59	Montgomery	\$838,035
68	Morgan	\$580,811
96	Murray	\$137,784
154	Muscogee	\$1,888
123	Newton	\$51,131
80	Oconee	\$238,494
89	Oglethorpe	\$182,987
142	Paulding	\$13,785
63	Peach	\$676,655
143	Pickens	\$10,979
42	Pierce	\$2,527,064
81	Pike	\$230,307
75	Polk	\$484,453
25	Pulaski	\$5,474,308
85	Putnam	\$204,597
72	Quitman	\$555,422
118	Rabun	\$60,907
26	Randolph	\$5,309,546
114	Richmond	\$69,446
155	Rockdale	\$1,727
70	Schley	\$566,242
31	Screven	\$4,457,233
14	Seminole	\$7,121,453
106	Spalding	\$102,002
140	Stephens	\$14,680
54	Stewart	\$1,282,904
15	Sumter	\$7,048,816
109	Talbot	\$93,495
131	Taliaferro	\$34,859
53	Tattnell	\$1,350,798
55	Taylor	\$1,109,792
49	Telfair	\$1,809,727
12	Terrell	\$7,563,924
8	Thomas	\$8,735,983
22	Tift	\$5,931,547
51	Toombs	\$1,608,862
150	Towns	\$4,352
67	Treutlen	\$616,563
128	Troup	\$40,321
19	Turner	\$6,465,913
58	Twiggs	\$864,134
122	Union	\$52,259
108	Upson	\$96,162
93	Walker	\$170,454
74	Walton	\$507,760
61	Ware	\$784,138
91	Warren	\$178,798
52	Washington	\$1,454,076

Rank	County	Farm Gate Value
50	Wayne	\$1,763,644
40	Webster	\$2,841,553
62	Wheeler	\$756,630
88	White	\$185,000
121	Whitfield	\$52,871
27	Wilcox	\$5,166,961
79	Wilkes	\$311,299
83	Wilkinson	\$223,030
1	Worth	\$13,588,033
2007 Totals		\$319,318,054

Percent of Other Income

Top Ten Counties For Government Payments



Top Ten Counties Government Payments	
County	Farm Gate Value
Worth	\$13,588,033
Mitchell	\$13,215,378
Decatur	\$12,707,927
Dooly	\$12,544,150
Colquitt	\$12,215,645
Early	\$12,083,933
Miller	\$9,831,292
Thomas	\$8,735,983
Irwin	\$8,697,526
Brooks	\$8,620,079

Hunting Leases - Deer

Farm Gate Value 2007

Rank	County	Acres	\$/Acre	Farm Gate Value	Rank	County	Acres	\$/Acre	Farm Gate Value
19	Appling	90,000	\$12.00	\$1,080,000	8	Effingham	200,000	\$12.00	\$2,400,000
13	Atkinson	150,000	\$10.00	\$1,500,000	36	Elbert	30,000	\$12.00	\$360,000
15	Bacon	110,000	\$12.00	\$1,320,000	7	Emanuel	210,000	\$12.00	\$2,520,000
25	Baker	65,000	\$12.00	\$780,000	52	Evans	8,000	\$12.00	\$96,000
27	Baldwin	50,000	\$12.00	\$600,000	-	Fannin			\$0
52	Banks	8,000	\$12.00	\$96,000	68	Fayette	250	\$12.00	\$3,000
-	Barrow			\$0	11	Floyd	120,000	\$15.00	\$1,800,000
29	Bartow	45,000	\$12.00	\$540,000	-	Forsyth			\$0
32	Ben Hill	35,000	\$12.00	\$420,000	51	Franklin	9,000	\$12.00	\$108,000
25	Berrien	65,000	\$12.00	\$780,000	-	Fulton			\$0
-	Bibb			\$0	63	Gilmer	1,400	\$12.00	\$16,800
40	Bleckley	25,000	\$12.00	\$300,000	37	Glascok	28,000	\$12.00	\$336,000
8	Brantley	200,000	\$12.00	\$2,400,000	-	Glynn			\$0
8	Brooks	200,000	\$12.00	\$2,400,000	-	Gordon			\$0
57	Bryan	4,500	\$12.00	\$54,000	40	Grady	25,000	\$12.00	\$300,000
2	Bulloch	330,000	\$12.00	\$3,960,000	42	Greene	19,000	\$12.00	\$228,000
1	Burke	350,000	\$12.00	\$4,200,000	-	Gwinnett			\$0
50	Butts	10,000	\$12.00	\$120,000	-	Habersham			\$0
24	Calhoun	70,000	\$12.00	\$840,000	-	Hall			\$0
4	Camden	250,000	\$12.00	\$3,000,000	54	Hancock	7,000	\$12.00	\$84,000
26	Candler	60,000	\$12.00	\$720,000	47	Haralson	12,000	\$12.00	\$144,000
40	Carroll	25,000	\$12.00	\$300,000	23	Harris	58,000	\$15.00	\$870,000
-	Catoosa			\$0	53	Hart	7,300	\$12.00	\$87,600
9	Charlton	180,000	\$12.00	\$2,160,000	24	Heard	70,000	\$12.00	\$840,000
-	Chatham			\$0	65	Henry	900	\$12.00	\$10,800
22	Chattahoochee	75,000	\$12.00	\$900,000	17	Houston	100,000	\$12.00	\$1,200,000
56	Chattooga	5,000	\$12.00	\$60,000	40	Irwin	25,000	\$12.00	\$300,000
-	Cherokee			\$0	58	Jackson	3,500	\$12.00	\$42,000
69	Clarke	100	\$12.00	\$1,200	41	Jasper	20,000	\$12.00	\$240,000
32	Clay	35,000	\$12.00	\$420,000	22	Jeff Davis	75,000	\$12.00	\$900,000
66	Clayton	650	\$15.00	\$9,750	20	Jefferson	85,000	\$12.00	\$1,020,000
36	Clinch	30,000	\$12.00	\$360,000	38	Jenkins	26,500	\$12.00	\$318,000
-	Cobb			\$0	50	Johnson	10,000	\$12.00	\$120,000
27	Coffee	50,000	\$12.00	\$600,000	33	Jones	34,500	\$12.00	\$414,000
34	Colquitt	33,000	\$12.00	\$396,000	41	Lamar	20,000	\$12.00	\$240,000
31	Columbia	40,000	\$12.00	\$480,000	39	Lanier	25,700	\$12.00	\$308,400
32	Cook	35,000	\$12.00	\$420,000	11	Laurens	150,000	\$12.00	\$1,800,000
47	Coweta	12,000	\$12.00	\$144,000	31	Lee	40,000	\$12.00	\$480,000
37	Crawford	28,000	\$12.00	\$336,000	55	Liberty	6,000	\$12.00	\$72,000
61	Crisp	2,000	\$12.00	\$24,000	16	Lincoln	101,000	\$12.00	\$1,212,000
55	Dade	6,000	\$12.00	\$72,000	14	Long	120,000	\$12.00	\$1,440,000
52	Dawson	8,000	\$12.00	\$96,000	14	Lowndes	120,000	\$12.00	\$1,440,000
18	Decatur	95,000	\$12.00	\$1,140,000	67	Lumpkin	600	\$12.00	\$7,200
-	DeKalb			\$0	44	Macon	15,000	\$12.00	\$180,000
21	Dodge	80,000	\$12.00	\$960,000	52	Madison	8,000	\$12.00	\$96,000
30	Dooly	41,000	\$12.00	\$492,000	17	Marion	100,000	\$12.00	\$1,200,000
27	Dougherty	50,000	\$12.00	\$600,000	27	McDuffie	50,000	\$12.00	\$600,000
-	Douglas			\$0	-	McIntosh			\$0
29	Early	45,000	\$12.00	\$540,000	10	Meriwether	175,000	\$12.00	\$2,100,000
27	Echols	150,000	\$4.00	\$600,000	44	Miller	15,000	\$12.00	\$180,000

Hunting Leases - Deer

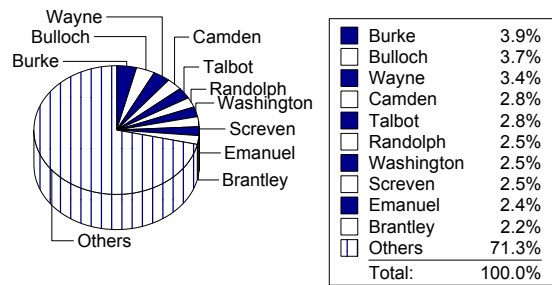
Farm Gate Value 2007

Rank	County	Acres	\$/Acre	Farm Gate Value
35	Mitchell	32,500	\$12.00	\$390,000
43	Monroe	18,000	\$12.00	\$216,000
46	Montgomery	12,500	\$12.00	\$150,000
24	Morgan	70,000	\$12.00	\$840,000
62	Murray	1,500	\$12.00	\$18,000
59	Muscogee	3,000	\$12.00	\$36,000
62	Newton	1,500	\$12.00	\$18,000
48	Oconee	11,000	\$12.00	\$132,000
40	Oglethorpe	25,000	\$12.00	\$300,000
50	Paulding	10,000	\$12.00	\$120,000
47	Peach	12,000	\$12.00	\$144,000
56	Pickens	5,000	\$12.00	\$60,000
21	Pierce	80,000	\$12.00	\$960,000
44	Pike	15,000	\$12.00	\$180,000
40	Polk	25,000	\$12.00	\$300,000
40	Pulaski	25,000	\$12.00	\$300,000
10	Putnam	175,000	\$12.00	\$2,100,000
26	Quitman	60,000	\$12.00	\$720,000
-	Rabun			\$0
5	Randolph	225,000	\$12.00	\$2,700,000
44	Richmond	15,000	\$12.00	\$180,000
64	Rockdale	1,300	\$12.00	\$15,600
44	Schley	15,000	\$12.00	\$180,000
6	Screven	220,000	\$12.00	\$2,640,000
45	Seminole	13,000	\$12.00	\$156,000
62	Spalding	1,500	\$12.00	\$18,000
50	Stephens	10,000	\$12.00	\$120,000
8	Stewart	200,000	\$12.00	\$2,400,000
32	Sumter	35,000	\$12.00	\$420,000
4	Talbot	250,000	\$12.00	\$3,000,000
-	Taliaferro			\$0
17	Tattall	100,000	\$12.00	\$1,200,000
11	Taylor	150,000	\$12.00	\$1,800,000
27	Telfair	50,000	\$12.00	\$600,000
14	Terrell	120,000	\$12.00	\$1,440,000
28	Thomas	45,700	\$12.00	\$548,400
60	Tift	2,500	\$12.00	\$30,000
52	Toombs	8,000	\$12.00	\$96,000
-	Towns			\$0
47	Treutlen	12,000	\$12.00	\$144,000
12	Troup	145,000	\$12.00	\$1,740,000
56	Turner	7,500	\$8.00	\$60,000
13	Twiggs	125,000	\$12.00	\$1,500,000
-	Union			\$0
31	Upson	40,000	\$12.00	\$480,000
46	Walker	12,500	\$12.00	\$150,000
56	Walton	5,000	\$12.00	\$60,000
19	Ware	90,000	\$12.00	\$1,080,000
14	Warren	120,000	\$12.00	\$1,440,000
5	Washington	270,000	\$10.00	\$2,700,000

Rank	County	Acres	\$/Acre	Farm Gate Value
3	Wayne	300,000	\$12.00	\$3,600,000
17	Webster	100,000	\$12.00	\$1,200,000
17	Wheeler	100,000	\$12.00	\$1,200,000
-	White			\$0
49	Whitfield	10,639	\$12.00	\$127,668
36	Wilcox	30,000	\$12.00	\$360,000
8	Wilkes	200,000	\$12.00	\$2,400,000
11	Wilkinson	150,000	\$12.00	\$1,800,000
40	Worth	25,000	\$12.00	\$300,000
2007 Totals		9,061,539		\$107,204,418

Percent of Other Income

Top Ten Counties For Hunting Leases - Deer



Top Ten Counties Hunting Leases - Deer			
County	Acres	\$/Acre	Farm Gate Value
Burke	350,000	\$12.00	\$4,200,000
Bulloch	330,000	\$12.00	\$3,960,000
Wayne	300,000	\$12.00	\$3,600,000
Camden	250,000	\$12.00	\$3,000,000
Talbot	250,000	\$12.00	\$3,000,000
Randolph	225,000	\$12.00	\$2,700,000
Washington	270,000	\$10.00	\$2,700,000
Screven	220,000	\$12.00	\$2,640,000
Emanuel	210,000	\$12.00	\$2,520,000
Brantley	200,000	\$12.00	\$2,400,000

Hunting Leases - Duck

Farm Gate Value 2007

Rank	County	Acres	\$/Acre	Farm Gate Value	Rank	County	Acres	\$/Acre	Farm Gate Value
-	Appling			\$0	2	Effingham	5,000	\$50.00	\$250,000
-	Atkinson			\$0	-	Elbert			\$0
-	Bacon			\$0	-	Emanuel			\$0
5	Baker	1,000	\$50.00	\$50,000	22	Evans	100	\$50.00	\$5,000
14	Baldwin	250	\$50.00	\$12,500	-	Fannin			\$0
-	Banks			\$0	-	Fayette			\$0
-	Barrow			\$0	-	Floyd			\$0
-	Bartow			\$0	-	Forsyth			\$0
-	Ben Hill			\$0	17	Franklin	200	\$50.00	\$10,000
22	Berrien	100	\$50.00	\$5,000	-	Fulton			\$0
-	Bibb			\$0	-	Gilmer			\$0
17	Bleckley	200	\$50.00	\$10,000	-	Glascok			\$0
-	Brantley			\$0	-	Glynn			\$0
5	Brooks	1,000	\$50.00	\$50,000	-	Gordon			\$0
-	Bryan			\$0	13	Grady	300	\$50.00	\$15,000
17	Bulloch	200	\$50.00	\$10,000	24	Greene	50	\$50.00	\$2,500
3	Burke	2,500	\$50.00	\$125,000	-	Gwinnett			\$0
24	Butts	50	\$50.00	\$2,500	-	Habersham			\$0
8	Calhoun	600	\$50.00	\$30,000	-	Hall			\$0
-	Camden			\$0	-	Hancock			\$0
22	Candler	100	\$50.00	\$5,000	-	Haralson			\$0
26	Carroll	30	\$50.00	\$1,500	11	Harris	350	\$50.00	\$17,500
-	Catoosa			\$0	-	Hart			\$0
-	Charlton			\$0	-	Heard			\$0
-	Chatham			\$0	-	Henry			\$0
5	Chattahoochee	1,000	\$50.00	\$50,000	-	Houston			\$0
-	Chattooga			\$0	-	Irwin			\$0
-	Cherokee			\$0	-	Jackson			\$0
-	Clarke			\$0	-	Jasper			\$0
-	Clay			\$0	5	Jeff Davis	1,000	\$50.00	\$50,000
-	Clayton			\$0	-	Jefferson			\$0
9	Clinch	500	\$50.00	\$25,000	-	Jenkins			\$0
-	Cobb			\$0	25	Johnson	40	\$50.00	\$2,000
-	Coffee			\$0	-	Jones			\$0
6	Colquitt	900	\$50.00	\$45,000	-	Lamar			\$0
17	Columbia	200	\$50.00	\$10,000	5	Lanier	1,000	\$50.00	\$50,000
-	Cook			\$0	19	Laurens	150	\$50.00	\$7,500
7	Coweta	800	\$50.00	\$40,000	22	Lee	100	\$50.00	\$5,000
-	Crawford			\$0	-	Liberty			\$0
-	Crisp			\$0	-	Lincoln			\$0
-	Dade			\$0	-	Long			\$0
-	Dawson			\$0	9	Lowndes	500	\$50.00	\$25,000
-	Decatur			\$0	-	Lumpkin			\$0
-	DeKalb			\$0	-	Macon			\$0
-	Dodge			\$0	23	Madison	75	\$50.00	\$3,750
-	Dooly			\$0	-	Marion			\$0
24	Dougherty	50	\$50.00	\$2,500	-	McDuffie			\$0
-	Douglas			\$0	-	McIntosh			\$0
-	Early			\$0	12	Meriwether	325	\$50.00	\$16,250
-	Echols			\$0	17	Miller	200	\$50.00	\$10,000

Hunting Leases - Duck

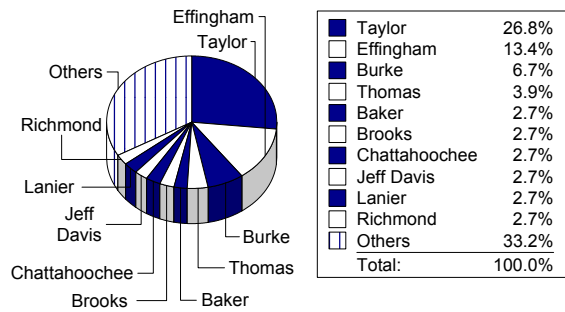
Farm Gate Value 2007

Rank	County	Acres	\$/Acre	Farm Gate Value
-	Mitchell			\$0
19	Monroe	150	\$50.00	\$7,500
17	Montgomery	200	\$50.00	\$10,000
-	Morgan			\$0
-	Murray			\$0
-	Muscogee			\$0
-	Newton			\$0
-	Oconee			\$0
-	Oglethorpe			\$0
-	Paulding			\$0
-	Peach			\$0
-	Pickens			\$0
-	Pierce			\$0
-	Pike			\$0
-	Polk			\$0
9	Pulaski	500	\$50.00	\$25,000
6	Putnam	900	\$50.00	\$45,000
-	Quitman			\$0
-	Rabun			\$0
-	Randolph			\$0
5	Richmond	1,000	\$50.00	\$50,000
-	Rockdale			\$0
-	Schley			\$0
5	Screven	1,000	\$50.00	\$50,000
16	Seminole	220	\$50.00	\$11,000
-	Spalding			\$0
26	Stephens	30	\$50.00	\$1,500
-	Stewart			\$0
15	Sumter	225	\$50.00	\$11,250
17	Talbot	200	\$50.00	\$10,000
-	Taliaferro			\$0
5	Tattnall	1,000	\$50.00	\$50,000
1	Taylor	10,000	\$50.00	\$500,000
-	Telfair			\$0
21	Terrell	120	\$50.00	\$6,000
4	Thomas	1,470	\$50.00	\$73,500
27	Tift	25	\$50.00	\$1,250
-	Toombs			\$0
-	Towns			\$0
28	Treutlen	20	\$50.00	\$1,000
14	Troup	250	\$50.00	\$12,500
18	Turner	175	\$50.00	\$8,750
22	Twiggs	100	\$50.00	\$5,000
-	Union			\$0
-	Upson			\$0
-	Walker			\$0
-	Walton			\$0
-	Ware			\$0
14	Warren	250	\$50.00	\$12,500
10	Washington	400	\$50.00	\$20,000

Rank	County	Acres	\$/Acre	Farm Gate Value
22	Wayne	100	\$50.00	\$5,000
-	Webster			\$0
24	Wheeler	50	\$50.00	\$2,500
-	White			\$0
-	Whitfield			\$0
-	Wilcox			\$0
-	Wilkes			\$0
20	Wilkinson	125	\$50.00	\$6,250
-	Worth			\$0
2007 Totals		37,380		\$1,869,000

Percent of Other Income

Top Ten Counties For Hunting Leases - Duck



Top Ten Counties Hunting Leases - Duck			
County	Acres	\$/Acre	Farm Gate Value
Taylor	10,000	\$50.00	\$500,000
Effingham	5,000	\$50.00	\$250,000
Burke	2,500	\$50.00	\$125,000
Thomas	1,470	\$50.00	\$73,500
Baker	1,000	\$50.00	\$50,000
Brooks	1,000	\$50.00	\$50,000
Chattahoochee	1,000	\$50.00	\$50,000
Jeff Davis	1,000	\$50.00	\$50,000
Lanier	1,000	\$50.00	\$50,000
Richmond	1,000	\$50.00	\$50,000

Hunting Leases - Turkey

Farm Gate Value 2007

Rank	County	Acres	\$/Acre	Farm Gate Value	Rank	County	Acres	\$/Acre	Farm Gate Value
34	Appling	5,000	\$2.00	\$10,000	6	Effingham	75,000	\$2.00	\$150,000
13	Atkinson	30,000	\$2.00	\$60,000	16	Elbert	15,000	\$2.00	\$30,000
9	Bacon	50,000	\$2.00	\$100,000	22	Emanuel	10,000	\$2.00	\$20,000
22	Baker	10,000	\$2.00	\$20,000	29	Evans	7,000	\$2.00	\$14,000
11	Baldwin	40,000	\$2.00	\$80,000	-	Fannin			\$0
36	Banks	4,000	\$2.00	\$8,000	51	Fayette	9	\$2.00	\$18
-	Barrow			\$0	-	Floyd			\$0
42	Bartow	1,000	\$2.00	\$2,000	-	Forsyth			\$0
12	Ben Hill	35,000	\$2.00	\$70,000	34	Franklin	5,000	\$2.00	\$10,000
27	Berrien	8,000	\$2.00	\$16,000	-	Fulton			\$0
-	Bibb			\$0	48	Gilmer	400	\$2.00	\$800
15	Bleckley	20,000	\$2.00	\$40,000	17	Glascocock	14,000	\$2.00	\$28,000
39	Brantley	2,000	\$2.00	\$4,000	-	Glynn			\$0
1	Brooks	200,000	\$2.00	\$400,000	-	Gordon			\$0
-	Bryan			\$0	41	Grady	1,200	\$2.00	\$2,400
5	Bulloch	100,000	\$2.00	\$200,000	47	Greene	500	\$2.00	\$1,000
3	Burke	150,000	\$2.00	\$300,000	-	Gwinnett			\$0
34	Butts	5,000	\$2.00	\$10,000	-	Habersham			\$0
35	Calhoun	4,250	\$2.00	\$8,500	-	Hall			\$0
-	Camden			\$0	29	Hancock	7,000	\$2.00	\$14,000
11	Candler	40,000	\$2.00	\$80,000	-	Haralson			\$0
29	Carroll	7,000	\$2.00	\$14,000	3	Harris	30,000	\$10.00	\$300,000
-	Catoosa			\$0	41	Hart	1,200	\$2.00	\$2,400
15	Charlton	20,000	\$2.00	\$40,000	10	Heard	45,000	\$2.00	\$90,000
-	Chatham			\$0	43	Henry	900	\$2.00	\$1,800
20	Chattahoochee	12,000	\$2.00	\$24,000	15	Houston	20,000	\$2.00	\$40,000
39	Chattooga	2,000	\$2.00	\$4,000	-	Irwin			\$0
-	Cherokee			\$0	-	Jackson			\$0
-	Clarke			\$0	28	Jasper	7,500	\$2.00	\$15,000
22	Clay	10,000	\$2.00	\$20,000	15	Jeff Davis	20,000	\$2.00	\$40,000
-	Clayton			\$0	32	Jefferson	5,500	\$2.00	\$11,000
47	Clinch	500	\$2.00	\$1,000	25	Jenkins	8,500	\$2.00	\$17,000
-	Cobb			\$0	34	Johnson	5,000	\$2.00	\$10,000
22	Coffee	10,000	\$2.00	\$20,000	14	Jones	27,500	\$2.00	\$55,000
33	Colquitt	5,250	\$2.00	\$10,500	15	Lamar	20,000	\$2.00	\$40,000
11	Columbia	40,000	\$2.00	\$80,000	39	Lanier	2,000	\$2.00	\$4,000
-	Cook			\$0	15	Laurens	20,000	\$2.00	\$40,000
41	Coweta	1,200	\$2.00	\$2,400	39	Lee	2,000	\$2.00	\$4,000
30	Crawford	6,500	\$2.00	\$13,000	-	Liberty			\$0
-	Crisp			\$0	40	Lincoln	1,500	\$2.00	\$3,000
42	Dade	1,000	\$2.00	\$2,000	46	Long	550	\$2.00	\$1,100
27	Dawson	8,000	\$2.00	\$16,000	12	Lowndes	35,000	\$2.00	\$70,000
9	Decatur	50,000	\$2.00	\$100,000	-	Lumpkin			\$0
-	DeKalb			\$0	28	Macon	7,500	\$2.00	\$15,000
15	Dodge	20,000	\$2.00	\$40,000	42	Madison	1,000	\$2.00	\$2,000
-	Dooly			\$0	11	Marion	40,000	\$2.00	\$80,000
9	Dougherty	50,000	\$2.00	\$100,000	-	McDuffie			\$0
-	Douglas			\$0	-	McIntosh			\$0
-	Early			\$0	7	Meriwether	60,000	\$2.00	\$120,000
5	Echols	50,000	\$4.00	\$200,000	39	Miller	2,000	\$2.00	\$4,000

Hunting Leases - Turkey

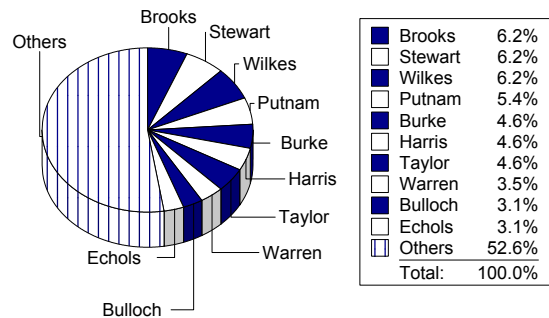
Farm Gate Value 2007

Rank	County	Acres	\$/Acre	Farm Gate Value
-	Mitchell			\$0
18	Monroe	13,000	\$2.00	\$26,000
19	Montgomery	12,500	\$2.00	\$25,000
-	Morgan			\$0
-	Murray			\$0
-	Muscogee			\$0
-	Newton			\$0
39	Oconee	2,000	\$2.00	\$4,000
34	Oglethorpe	5,000	\$2.00	\$10,000
45	Paulding	600	\$2.00	\$1,200
-	Peach			\$0
-	Pickens			\$0
22	Pierce	10,000	\$2.00	\$20,000
16	Pike	15,000	\$2.00	\$30,000
-	Polk			\$0
24	Pulaski	9,000	\$2.00	\$18,000
2	Putnam	175,000	\$2.00	\$350,000
16	Quitman	15,000	\$2.00	\$30,000
-	Rabun			\$0
9	Randolph	50,000	\$2.00	\$100,000
38	Richmond	3,000	\$2.00	\$6,000
-	Rockdale			\$0
22	Schley	10,000	\$2.00	\$20,000
42	Screven	1,000	\$2.00	\$2,000
30	Seminole	6,500	\$2.00	\$13,000
44	Spalding	700	\$2.00	\$1,400
39	Stephens	2,000	\$2.00	\$4,000
1	Stewart	200,000	\$2.00	\$400,000
41	Sumter	1,200	\$2.00	\$2,400
49	Talbot	300	\$2.00	\$600
-	Taliaferro			\$0
9	Tattall	50,000	\$2.00	\$100,000
3	Taylor	150,000	\$2.00	\$300,000
22	Telfair	10,000	\$2.00	\$20,000
31	Terrell	6,000	\$2.00	\$12,000
23	Thomas	9,100	\$2.00	\$18,200
50	Tift	150	\$2.00	\$300
-	Toombs			\$0
-	Towns			\$0
20	Treutlen	12,000	\$2.00	\$24,000
8	Troup	55,000	\$2.00	\$110,000
26	Turner	5,500	\$3.00	\$16,500
41	Twiggs	1,200	\$2.00	\$2,400
-	Union			\$0
13	Upson	30,000	\$2.00	\$60,000
37	Walker	3,500	\$2.00	\$7,000
-	Walton			\$0
-	Ware			\$0
4	Warren	112,000	\$2.00	\$224,000
5	Washington	100,000	\$2.00	\$200,000

Rank	County	Acres	\$/Acre	Farm Gate Value
7	Wayne	60,000	\$2.00	\$120,000
5	Webster	100,000	\$2.00	\$200,000
28	Wheeler	7,500	\$2.00	\$15,000
-	White			\$0
21	Whitfield	10,639	\$2.00	\$21,278
27	Wilcox	8,000	\$2.00	\$16,000
1	Wilkes	200,000	\$2.00	\$400,000
5	Wilkinson	100,000	\$2.00	\$200,000
22	Worth	10,000	\$2.00	\$20,000
2007 Totals		3,067,848		\$6,481,196

Percent of Other Income

Top Ten Counties For Hunting Leases - Turkey



Top Ten Counties Hunting Leases - Turkey			
County	Acres	\$/Acre	Farm Gate Value
Brooks	200,000	\$2.00	\$400,000
Stewart	200,000	\$2.00	\$400,000
Wilkes	200,000	\$2.00	\$400,000
Putnam	175,000	\$2.00	\$350,000
Burke	150,000	\$2.00	\$300,000
Harris	30,000	\$10.00	\$300,000
Taylor	150,000	\$2.00	\$300,000
Warren	112,000	\$2.00	\$224,000
Bulloch	100,000	\$2.00	\$200,000
Echols	50,000	\$4.00	\$200,000

Miscellaneous

Farm Gate Value 2007

County	Farm Gate Value	County	Farm Gate Value
Appling		Elbert	
Atkinson		Emanuel	
Bacon		Evans	\$3,000
Baker	\$110,000	Fannin	
Baldwin		Fayette	
Banks		Floyd	
Barrow		Forsyth	
Bartow		Franklin	
Ben Hill		Fulton	
Berrien		Gilmer	
Bibb		Glascock	
Bleckley		Glynn	
Brantley		Gordon	
Brooks		Grady	
Bryan		Greene	
Bulloch		Gwinnett	
Burke		Habersham	
Butts		Hall	
Calhoun		Hancock	
Camden		Haralson	
Candler		Harris	
Carroll		Hart	
Catoosa		Heard	
Charlton	\$35,000	Henry	
Chatham		Houston	
Chattahoochee		Irwin	
Chattooga		Jackson	
Cherokee		Jasper	\$135,287
Clarke		Jeff Davis	\$375,000
Clay		Jefferson	
Clayton		Jenkins	
Clinch	\$2,185,000	Johnson	
Cobb		Jones	
Coffee		Lamar	
Colquitt	\$51,000	Lanier	\$1,142,000
Columbia		Laurens	
Cook		Lee	\$6,000
Coweta		Liberty	
Crawford		Lincoln	
Crisp		Long	
Dade		Lowndes	
Dawson		Lumpkin	
Decatur		Macon	
DeKalb		Madison	
Dodge	\$125,000	Marion	
Dooly		McDuffie	
Dougherty		McIntosh	
Douglas		Meriwether	
Early		Miller	
Echols		Mitchell	\$200,000
Effingham		Monroe	

Miscellaneous

Farm Gate Value 2007

County	Farm Gate Value	County	Farm Gate Value
Montgomery		White	
Morgan		Whitfield	
Murray		Wilcox	
Muscogee		Wilkes	
Newton		Wilkinson	
Oconee		Worth	
Oglethorpe		<hr/>	<hr/>
Paulding		2007 Totals	\$5,587,467
Peach	\$75,000	Percent of Other Income	
Pickens			
Pierce			
Pike			
Polk	\$750		
Pulaski			
Putnam			
Quitman			
Rabun			
Randolph			
Richmond	\$180,000		
Rockdale			
Schley			
Screven			
Seminole			
Spalding	\$20,000		
Stephens			
Stewart			
Sumter			
Talbot			
Taliaferro			
Tattnall			
Taylor			
Telfair			
Terrell			
Thomas			
Tift			
Toombs			
Towns	\$688,000		
Treutlen			
Troup			
Turner			
Twiggs	\$40,000		
Union			
Upson			
Walker			
Walton			
Ware			
Warren			
Washington	\$161,250		
Wayne	\$55,180		
Webster			
Wheeler			

Total Other Income and AgriTourism Value, 2007

Rank	County	Farm Gate Value	Rank	County	Farm Gate Value	Rank	County	Farm Gate Value
26	Appling	\$7,974,126	88	Evans	\$1,521,478	113	Newton	\$744,131
36	Atkinson	\$6,307,852	86	Fannin	\$1,597,078	114	Oconee	\$724,467
30	Bacon	\$6,603,325	129	Fayette	\$420,259	123	Oglethorpe	\$492,987
13	Baker	\$10,935,645	61	Floyd	\$3,504,966	137	Paulding	\$266,785
115	Baldwin	\$707,028	153	Forsyth	\$30,316	67	Peach	\$3,013,806
135	Banks	\$359,100	138	Franklin	\$245,939	143	Pickens	\$149,479
150	Barrow	\$75,162	147	Fulton	\$116,000	47	Pierce	\$4,647,008
96	Bartow	\$1,162,432	104	Gilmer	\$871,073	127	Pike	\$470,772
55	Ben Hill	\$3,797,919	120	Glascocock	\$569,685	108	Polk	\$839,583
18	Berrien	\$9,460,971	159	Glynn	\$333	35	Pulaski	\$6,399,316
152	Bibb	\$33,322	112	Gordon	\$797,158	46	Putnam	\$4,660,347
54	Bleckley	\$3,875,618	21	Grady	\$8,637,530	90	Quitman	\$1,472,429
74	Brantley	\$2,590,641	134	Greene	\$362,797	77	Rabun	\$2,331,485
11	Brooks	\$12,901,033	158	Gwinnett	\$3,979	20	Randolph	\$9,196,794
126	Bryan	\$471,270	48	Habersham	\$4,613,479	75	Richmond	\$2,515,917
6	Bulloch	\$16,611,050	85	Hall	\$1,626,876	119	Rockdale	\$643,848
10	Burke	\$13,029,953	131	Hancock	\$398,040	102	Schley	\$918,331
80	Butts	\$2,126,672	141	Haralson	\$192,821	27	Screven	\$7,931,054
15	Calhoun	\$10,585,255	82	Harris	\$2,089,801	17	Seminole	\$9,481,976
66	Camden	\$3,078,516	107	Hart	\$845,400	145	Spalding	\$141,402
56	Candler	\$3,783,658	97	Heard	\$995,863	142	Stephens	\$158,180
105	Carroll	\$861,666	140	Henry	\$193,284	49	Stewart	\$4,505,105
155	Catoosa	\$16,734	38	Houston	\$5,711,754	23	Sumter	\$8,399,828
76	Charlton	\$2,477,689	16	Irwin	\$10,202,881	64	Talbot	\$3,144,095
156	Chatham	\$9,200	144	Jackson	\$144,539	151	Taliaferro	\$34,859
100	Chattahoochee	\$975,562	29	Jasper	\$6,856,549	51	Tattnall	\$4,176,570
124	Chattooga	\$482,910	42	Jeff Davis	\$5,068,264	45	Taylor	\$4,683,937
111	Cherokee	\$799,396	43	Jefferson	\$4,738,329	73	Telfair	\$2,656,309
133	Clarke	\$363,963	53	Jenkins	\$3,950,348	12	Terrell	\$12,763,350
52	Clay	\$4,031,205	83	Johnson	\$1,765,068	1	Thomas	\$24,792,681
122	Clayton	\$496,731	121	Jones	\$507,680	22	Tift	\$8,451,735
58	Clinch	\$3,598,762	117	Lamar	\$700,484	62	Toombs	\$3,419,144
157	Cobb	\$5,379	68	Lanier	\$2,976,780	69	Towns	\$2,965,352
14	Coffee	\$10,724,760	39	Laurens	\$5,711,308	98	Treutlen	\$988,471
5	Colquitt	\$17,634,502	24	Lee	\$8,230,352	50	Troup	\$4,222,821
110	Columbia	\$807,321	146	Liberty	\$135,536	25	Turner	\$7,995,831
19	Cook	\$9,397,198	63	Lincoln	\$3,281,525	72	Twiggs	\$2,789,158
132	Coweta	\$367,849	84	Long	\$1,666,431	103	Union	\$915,184
91	Crawford	\$1,463,543	57	Lowndes	\$3,613,229	106	Upson	\$861,162
28	Crisp	\$7,437,763	130	Lumpkin	\$403,857	128	Walker	\$438,029
136	Dade	\$313,440	32	Macon	\$6,522,683	118	Walton	\$647,000
95	Dawson	\$1,174,496	109	Madison	\$826,867	60	Ware	\$3,536,985
4	Decatur	\$17,767,224	81	Marion	\$2,124,993	71	Warren	\$2,798,298
94	DeKalb	\$1,225,788	93	McDuffie	\$1,432,315	41	Washington	\$5,304,610
33	Dodge	\$6,506,514	148	McIntosh	\$114,974	34	Wayne	\$6,449,382
7	Dooly	\$15,997,820	70	Meriwether	\$2,808,470	44	Webster	\$4,701,122
40	Dougherty	\$5,403,715	9	Miller	\$14,213,198	79	Wheeler	\$2,151,554
154	Douglas	\$18,413	2	Mitchell	\$19,786,471	116	White	\$706,790
8	Early	\$15,703,737	125	Monroe	\$477,986	139	Whitfield	\$224,069
99	Echols	\$985,104	89	Montgomery	\$1,482,370	37	Wilcox	\$6,241,116
59	Effingham	\$3,583,287	87	Morgan	\$1,566,235	65	Wilkes	\$3,111,299
101	Elbert	\$959,736	92	Murray	\$1,450,740	78	Wilkinson	\$2,260,470
31	Emanuel	\$6,569,853	149	Muscogee	\$87,888	3	Worth	\$17,788,745
					GEORGIA		\$614,151,225	



The Center for Agribusiness and Economic Development

The Center for Agribusiness and Economic Development is a unit of the College of Agricultural and Environmental Sciences of the University of Georgia, combining the missions of research and extension. The Center has among its objectives:

- ▶ To provide feasibility and other short term studies for current or potential Georgia agribusiness firms and/or emerging food and fiber industries.
- ▶ To provide agricultural, natural resource, and demographic data for private and public decision makers.

To find out more, visit our Web site at: <http://www.caed.uga.edu/>

Or contact:

John McKissick, Director
Center for Agribusiness and Economic Development
301 Lumpkin House
The University of Georgia
Athens, Georgia 30602-7509
Phone (706)542-0760
caed@agecon.uga.edu

The University of Georgia and Fort Valley State University, and the U.S. Department of Agriculture and counties of the state cooperating. Cooperative Extension offers educational programs, assistance and materials to all people without regard to race, color, national origin, age, gender or disability.

An equal opportunity/affirmative action organization committed to a diverse work force.

Annual Report

AR 08-01

April, 2008

Issued in furtherance of Cooperation Extension Acts of May 8 and June 30, 1914, the University of Georgia College of Agricultural and Environmental Sciences, and the U.S. Department of Agriculture cooperating.

J. Scott Angle
Dean and Director