Telephone: (706) 542-2581
Fax: (706) 542-9316

Animal and Dairy Science Department
Rhodes Center for Animal and Dairy Science

Livestock Newsletter



November/December 2004

http://www.ces.uga.edu/Agriculture/asdsvm/beef-home.html

- **Algae Control in Ponds with Peroxide Releasing Algicide** by Dr. Gary Burtle 2
- **COOL for Fish and Shellfish Final Rule is Issued** by Dr. Gary Burtle 3
- **Feeding Raw Soybeans** by Dr. Johnny Rossi 4
- **Beef Cattle Research Update** by Dr. Charles McPeake 5
- **35th Calhoun Bull Evaluation Center Sale Report** by Dr. Robert Stewart 8
- **Persimmons & Horses** by Dr. Gary Heusner 9
- **Horse Happenings** by Dr. Gary Heusner 10
- **Converting from a Year-round Breeding Season to a Fall Calving Season** by Tim Wilson 14
- **Which Drugs and Chemicals are Approved for Aquaculture?** by Dr. Gary Burtle 15
- **Dates to Remember** 15
- **Market News - Georgia Livestock** 16

Please give credit to the author if you use an article in a non-Extension publication and please send a copy of the article to the author. Thank you!

Robert L. Stewart
Extension Coordinator
Animal and Dairy Science Department

LIVESTOCK NEWSLETTER

November/December 2004 *AS-1*

Algae Control in Ponds With Peroxide Releasing Algicide

Dr. Gary Burtle
Extension Animal Scientist

Many ponds in Georgia suffer from nuisance blooms of blue-green algae. In recreational ponds, thick scums form that give off unpleasant odors. In catfish ponds, off-flavor occurs when unwanted blue green algae is allowed uncontrolled growth. Recently, peroxide releasing algicides have been labeled for use in ponds, including PAK-27 (Solvay Interox, Inc) and GreenClean (BioSafe Systems, LLC).

These algicides are granular products containing sodium carbonate peroxyhydrate. When applied to water, the granules release hydrogen peroxide which is toxic to algae and has a selective toxicity toward certain species of blue green algae. The peroxide released from these algicides is effective for about a day after application. Sodium carbonate peroxyhydrate is not toxic to pond fish species at concentrations near the level of algicidal effectiveness. This type of algicide can be applied to ponds regardless of the pond water hardness or alkalinity.

The best results are obtained when applied early in the day and warm water temperatures improve effectiveness. Rates of application are increased with algae densities for best results. Repeat applications after 48 hours may be necessary to control dense algal blooms. An algal treatment program in conjunction with copper algicides may be an effective way to maintain season-long control of blue green algae. Using algicides after stocking threadfin shad combines biological control to reduce blue green algae numbers with chemical control to eliminate nuisance algal species. Beginning a treatment program early in the growing season is the best way to prevent unwanted algal blooms.

Tests of sodium carbonate peroxyhydrate in ponds indicate effective reduction of blue green algal numbers. Also, the odor and off-flavor chemicals are reduced after application. Presumably, the peroxide oxidizes organic chemicals. That provides an advantage over conventional algicides which can trigger a release of off-flavor chemicals or algal toxins as they kill the algal cells.

Applications are approved for ponds, lakes, lagoons, golf course ponds, impounded waters, industrial/commercial ponds, standing water, bilge water, non-potable water reservoirs, waterways, canals, laterals, conveyance ditches, drainage systems, catch basins, flooded areas, sewage systems, drain fields, fire ponds, watering tanks (non-potable water), storage tanks, water collectors and domestic/commercial non-potable waters.

Even application over the water surface is recommended. Therefore, a boat is needed for most pond applications. Aerating while treating can help mix the algicide to all parts of the pond. As with any algicide, there is potential for oxygen depletion after application of sodium carbonate peroxyhydrate. In order to protect fish populations, arrange for a source of emergency aeration before treatment.

COOL for Fish and Shellfish Final Rule is Issued

Dr. Gary Burtle
Extension Animal Scientist

An interim final rule for mandatory country of origin labeling (COOL) was issued on September 30, 2004 by the United States Department of Agriculture (USDA) for fish and shellfish. This order requires sellers of fish and shellfish to label the country of origin and the method of production. This type of labeling only applies to fish and shellfish since other commodities have been delayed until September 30, 2006. A period of 90 days is allowed for submission of comments on the interim final rule.

Concern about country of origin for fish and seafood has been around for many years. The catfish industry, for example, was affected by imports of Amazon River armored catfish in the 1970's and 1980's and by Vietnamese basa and tra in 2001 and 2002. The shrimp industry has been severely changed by imports of various shrimp species from around the world. Crawfish processors successfully filed anti-dumping action against Chinese crawfish. Other fish species are imported from countries with fewer environmental controls and more liberal drug use regulations than the United States. An example is fish and shellfish from Asia contaminated with chloramphenicol.

The interim final rule applies to retail sales of fish and shellfish. The package containing the fish or shellfish should be labeled properly. Copies of the rule can be found at http://www.ams.usda.gov/COOL. Exemptions are allowed if the fish or shellfish product has been processed. That is if the product is cooked, smoked, or cured, etc. or if the product has been mixed with other commodities or substantive food components such as breading, tomato sauce, etc.

Food service establishments are also exempt from this type of labeling. Restaurants, lunchrooms, cafeterias, food stands, bars, lounges or similar establishments do not need to label for country of origin or type of production.

One of the arguments against COOL is that record keeping requirements would be a burden on the retail establishment. However, this rule states that records need be kept at the store level only as long as the product is on hand. Suppliers and central warehouses need to keep records of origin for one year.

The enforcement of the rule will begin six months from the date of publication of the rule in the *Federal Register*. USDA has plans to assist the industry in achieving compliance with requirements of the rule. Request advice from Department of Agriculture inspectors, and visit the USDA Web site for more information.

Feeding Raw Soybeans

Dr. Johnny Rossi
Extension Animal Scientist

Soybean prices this winter are very low and are competitively priced with other supplements commonly fed to cattle. Soybeans are good supplemental sources of both energy and protein for cattle fed hay based diets. Soybeans are 94% TDN, 40% crude protein and 18% fat. The high fat content of soybeans limit their inclusion in the ration because fat can decrease fiber digestion and cause scouring.

Soybeans can be fed raw without any depression in protein digestion. Soybeans must be roasted prior to feeding to swine or poultry to inactivate an inhibitor that depresses protein digestion. On the other hand, cattle have rumen microbes that can deactivate the inhibitor in the rumen and allow the protein to be digested normally. Calves less than four months old should not be fed raw soybeans; however, because they may not have a fully functional rumen that can deactivate the inhibitor.

The protein in soybeans is used as efficiently as the protein in soybean meal. There is no nutritional advantage to cooking or roasting the soybeans prior to feeding. Raw soybeans should not be fed to animals that are fed supplements containing urea. Soybeans contain the enzyme urease that rapidly breaks down urea into ammonia. An overload of ammonia can result in toxicity and death of the animal.

Mature raw soybeans can be fed whole with little depression in digestion compared to grinding. However, grinding is necessary when feeding small immature beans that were damaged by drought. Soybeans that are ground should be fed within one week because the ground beans become rancid very quickly.

Raw soybeans should be limited to no more than five pounds per day for mature cows. This would supply 1.8 pounds of protein and 4.2 pounds of TDN per day and would also supply enough supplemental protein for a lactating cow fed any hay and enough TDN for a cow fed hay that was 52% TDN or greater. An alternative feed source low in protein such as corn should be fed if more TDN is required. In stocker calf diets, raw soybeans should be limited to no more than 10% of the diet dry matter.

Beef Cattle Research Update

Dr. Charles McPeake
Extension Beef Specialist

Fall 2004

Summarized by Michigan State University personnel

Following are reviews of research projects recently reported at scientific meetings or in scientific publications. Please feel free to use as you see fit.

Poultry Fat May Be an Alternative Economical Energy Source in Finishing Diets

A coproduct of the poultry industry, in this case poultry fat, has become a potentially economical source of dietary energy for beef cattle. University of Arkansas researchers conducted a study to determine the effect of adding poultry fat to the finishing diets of cattle. Sixty yearling Angus cross steers (904 lb) were assigned to one of three dietary treatments: 1) corn-soybean Control, no added fat; 2) Control + 4% beef tallow (TAL); 3) Control + 4% poultry fat (PF). Steers were harvested after 112 days on feed.

- Average daily gain (ADG) among treatments was not statistically different, but steers fed PF had a 10% numerical improvement in ADG over Control and TAL steers.
- Steers fed PF had a significantly improved feed conversion (6.40 vs. 7.51 feed/gain) over Controls, while steers fed TAL were intermediate (6.88).
- There were no significant differences among treatments in carcass wt., ribeye area, fat thickness, yield grade, marbling score, or quality grade.
- Treatments did not affect sensory panel evaluations of tenderness, juiciness, or flavor of cooked steaks.

The authors concluded that poultry fat may serve as an alternative economical energy source in finishing cattle diets without compromising performance, carcass characteristics, or cooked beef palatability (Hutchison et al. 2004. Midwestern Section, ASAS, Abstract 308).

Effects of a Growth Implant, Marbling EPD, Sex, and Breedtype on Tenderness of Beef Steaks

Montana State Univ. researchers conducted two experiments to determine the impacts of a growth implant, marbling EPD, sex, and breedtype on beef tenderness. The comparisons were: implant on entry in feedlot (24 mg estradiol benzoate/120 mg trenbolone acetate) vs. no implant; Angus steers from sires with high marbling EPDs vs. steers from sires with high retail product EPDs; steers vs. heifers; and British vs. Continental breedtype. Cattle were harvested when ultrasound indicated that a majority had reached Low Choice quality grade or higher. Steak tenderness was measured by Warner-Bratzler shear force (WBSF).

- Implanted cattle had significantly heavier carcasses, larger ribeyes, lower marbling scores, and higher WBSF values than non-implanted cattle.
- Sire EPD did not affect any traits except for marbling. Progeny of high marbling sires had

significantly higher marbling scores than progeny of high retail product sires.

- Surprisingly, steaks from heifers were significantly less tender than steaks from steers. These results differ from most other studies.
- Breedtype did not affect marbling scores, but Continental cattle had higher WBSF values than British cattle. Interestingly, implants tended to have a greater effect on increasing WBSF in Continental cattle than in British cattle.

The authors concluded that use of an aggressive growth implant on entry may decrease tenderness and may contribute to added tenderness variability because of different responses observed between sexes and breedtypes under the conditions of this study (Boles et al. 2004. Proc. Western Section, ASAS. 55:226).

Factors Affecting the Deposition of Marbling

Univ. of Illinois scientists recently presented an excellent review of those factors that influence the amount of intramuscular fat (marbling) deposited in growing-finishing cattle. Following is a brief summary of a few points covered in their review (Berger et al. 2004. Proc., Certified Angus Beef Conf.).

- It is well-documented that certain populations of cattle differ somewhat in their genetic ability to deposit intramuscular fat (e.g., British vs. Continental).
- Calves that are started on a high energy, high starch diet early in life deposit more marbling relative to backfat than those started later in life (e.g., early-weaned calves vs. long yearlings backgrounded prior to finishing).
- Most of the fat cells in marbling come from propionate, which is produced in higher amounts in the rumens of cattle fed higher-grain diets. Conversely, most fat cells in external fat come from acetate, which is produced in higher amounts in the rumens of cattle fed higher-forage diets.
- Higher dietary protein levels may increase marbling by possibly improving starch digestion and absorption from the small intestine, while simultaneously increasing blood insulin and glucose, thereby resulting in more propionate for the production of fat cells in marbling.

PACKING/PROCESSING

Top Five Beef Packers

Company	% of market share (2003)
1. Tyson Foods, Springdale, AR	26.6%
2. Cargill Meat Solutions, Wichita, KS	22.5%
3. Swift & Co., Greeley, CO	14.1%
4. National Beef Packing, Kansas City, MO	9.0%
5. Smithfield Beef Group, Green Bay, WI	5.5%
TOTAL TOP 5	**77.7%**

SOURCE: Cattle Buyers Weekly, Oct. 11, 2004.

The Wal-Marting of America

Wal-Mart President, Lee Scott, recently announced that the company will add 250 new Wal-Mart Supercenters in the U.S. in 2005. In addition, the company will open 30-40 Sam's Club stores. These projects, plus those in foreign countries, will add 55 million square feet of new retail space, or approximately 8% of Wal-Mart's total space. It is interesting to note that the company now accounts for an amazing 2.3% of the nation's GDP (Gross Domestic Product)! (Source: Wal-Mart Stores, Inc.).

Effects of Weaning Age on Production and Economic Efficiency on an Integrated Cow/Calf—Feedlot System

Over a 3-yr. period, Alberta Agriculture and Univ. of Alberta researchers allotted 240 spring-calving cows (calving date ~ May 1) to one of three weaning management systems: 1) very early weaning (VEW, 72 days); 2) early weaning (EW, 132 days); or 3) normal weaning (NW, 192 days). VEW and EW heifer calves were backgrounded on pasture, whereas VEW and EW steer calves were split between pasture and drylot backgrounding until NW time. After NW time, all calves were moved into drylot.

- Cow body condition scores and body weights increased as weaning age decreased.
- Pregnancy rates, calving intervals, and calf birth weights were similar for all three treatments, but culling rate was lowest for VEW cows.
- Heifer average daily gain (ADG) from VEW to NW time was significantly lower for VEW heifers and marginally lower for EW heifers than for NW heifers.
- Pooled results for cyclicity of heifers (74% for VEW, 85% for EW, and 95% for NW) indicated that weaning age had an effect on sexual maturity.
- Weaning age did not affect steer feedlot ADG, days on feed, quality grade, or yield grade. However, carcass wt., ribeye area, and backfat were lower for VEW pasture and VEW drylot steers than for the other three steer treatments.
- Feed-to-gain ratio was least efficient for VEW pasture (6.7:1), intermediate for VEW drylot (6.3:1) and EW drylot (6.4:1), and most efficient for EW pasture (6.0:1) and NW 6.1:1).
- An economic analysis of the various systems revealed that EW pasture generated the most net revenue per cow ($55.75), followed by VEW pasture and EW drylot ($9.29 and $13.61), then by NW and VEW drylot (-$30.67 and -$33.87) (Weder et al. 2004. Proc. Western Section, ASAS. 55:117).

35th Calhoun Bull Evaluation Center
Sale Report

Dr. Robert Stewart
Extension Animal Scientist

The 35th Calhoun Bull Evaluation Center sale was held on December 9, 2004. A great crowd was on hand, and the bulls were in demand. Two bulls tied for high seller at a bid of $4,000; lot 123 was purchased by Oostanaula Farm in Calhoun, Ga, and lot 130 went to Turner Farm Corp. of Franklin, Ga. Both lots were consigned by Meldon Farm of Jefferson, Ga.

141 bulls began the evaluation July 7, 2004. Those in the top 2/3 based on performance were eligible to be considered for the sale. Unsound bulls and infertile bulls were identified and culled from the catalog. The program culminated in 41 consignors offering 96 bulls. The overall average of $2,205 was excellent and was an increase of over $100 as compared to the 2003 sale. Congratulations to the consignors for another successful year. The breed summary follows:

Number	Breed	Totaled	Averaged	Range
61	Angus	$155,300	$2,546	$1,500 - $4,000
2	Brangus	$3,200	$1,600	$1,600 - $1,600
14	Charolais	$20,600	$1,471	$1,100 - $2,300
6	Gelbvieh	$9,100	$1,517	$1,000 - $2,500
4	Gelbvieh Balancer	$9,200	$2,300	$2,000 - $2,800
3	Hereford	$4,300	$1,433	$1,300 - $1,700
2	Red Angus	$4,500	$2,250	$1,400 - $3,100
4	Simmental	$5,500	$1,375	$1,200 - $1,600
96	**Lots**	**$211,700**	**$2,205**	**$1,000 - $4,000**

For more information on this sale as well as other programs sponsored by the UGA Animal and Dairy Science Department go to http://www.cpes.peachnet.edu/pc-web/

Persimmons and Horses

Dr. Gary Heusner
Extension Animal Scientist

Recently, some horses have died or become sick with the cause pointing to ingestion of persimmons. Common persimmon (Diospyros virginiana L) is a tree that produces a fruit. The persimmon tree is hardy and adaptable to a wide range of soils and climates. Several cultivars have been selected primarily for fruit color, taste, size and early maturation; several are seedless. The Common persimmon tree is often seen growing wild as thickets in open fields and pastures. This species flowers in March-June and fruits in September-November. Fruit may be produced by 10 year old trees but optimum fruit-bearing age is 25-50 years. Good fruit crops are borne every 2 years. The fruit is a berry 4-5 centimeters wide, greenish to yellowish with highly astringent pulp before ripening, turning yellowish-orange to reddish-orange and sweet in the fall, each fruit with 1-8 flat seeds. Persimmon is the American Indian word for the fruit.

Very little is documented concerning persimmon fruit and potential problems with consumption in livestock or horses. In A Guide to Plant Poisoning of Animals in North America by Knight and Walter, persimmon fruit is listed as one of five "plants that cause rumen impaction and intestinal obstruction". The principal toxin associated with persimmon fruits is water soluble tannins. Persimmon fruit when consumed by the horse and due to the water soluble tannins precipitate in the stomach to form a sticky coagulum of fruit skin, pulp, seeds and gastric protein that becomes a solid mass or phytobezoar. Once formed, the phytobezoar is abrasive and can lead to ulcers and even rupture of the stomach in horses that have eaten large quantities of ripe persimmon fruits. A large quantity is defined as 33 to 35 fruits. Severe colic results when impaction of the stomach occurs or when the phytobezoar causes an intestinal obstruction. Intermittent colic and weight loss are non specific signs of persimmon ingestion in the horse. Even after the phytobezoar has formed the diagnosis can be difficult unless it is suspected that horses in the fall of the year had access to the fruits, and the persimmon seeds can be visualized in the stomach using an endoscope. Treatment for phytobezoar is aimed at softening the mass with mineral oil and dioctyl sodium succinate to allow its passage through the gastrointestinal tract. Obviously, surgery may be required when treatment does not work and colic is very severe. The bottom line is Persimmon trees should not be planted where horses can have access to the fruits. If horses have access to wild persimmons, caution should be taken in the fall of the year realizing that certain years more fruit is produced and available for consumption.

Horse Happenings

Dr. Gary Heusner
Extension Animal Scientist

FROM THE AMERICAN HORSE COUNCIL

Senate-Passed Bill Shortens
Capital Gains Holding Period for Horses

Just before the Memorial Day recess, the U.S. Senate adopted an amendment offered by Senator Jim Bunning (R-KY) which would shorten the holding period required to be eligible for the 15% capital gain rate on sales of some horses held by a horse business. Under the legislation, the holding period would be lowered from 24 months to 12 months on horses which are held for breeding, racing, showing or draft purposes. No change, other than reducing the holding period to 12 months, was made to the tax law.

The change, if it became law, means that sales of horses that now have to be held for at least 24 months to qualify for capital gains treatment would only have to be held for a minimum of 12 months. Who will benefit if the law is changed?

First, keep in mind that sales of horses held "primarily" for sale to customers (inventory) do not now qualify for capital gain treatment and would not if the Bunning amendment were to become law. According to the U.S. Supreme Court, "primarily" means "of first importance," or "principally". The Courts have pointed to various factors in determining whether property is held "primarily" for sale. Generally, these factors include: (1) continuing sales of similar property and the activity related to making the sales over a period of time, such as advertising and promoting; (2) frequency of sales; (3) volume of transactions; and (4) the reason or purpose for initial acquisition of the property (that is, whether for breeding, showing, racing or for sale).

According to the U.S. Tax Court, the determination of whether a horse is held primarily for sale should be made on a horse-by-horse basis, not on the basis of general intentions.

In the case of horse sales, it is not always easy to know whether a horse is held "primarily' for sale to customers. An interesting 1977 court case had to decide whether the sale of a Raise A Native thoroughbred yearling sold at the Saratoga yearling sale for $125,000 was eligible for capital gains treatment. The yearling was acquired by purchasing the mare in foal. The court found that it did qualify for the capital gains rate. According to the court, the taxpayer's business was racing thoroughbreds and while that business encompassed holding horses which were sold before they were ever actually raced, such sales were not of such character or frequency as to constitute an activity that qualified as a business in which horses were held for sale to customers. And, the court said, the 'taxpayers testimony established to our satisfaction that he was holding the colt in order to exploit it through whatever course of action might appear at the time to be most profitable, either through sale, or to race it himself, or in some other manner (e.g., by syndication)." (See Gamble v. Commissioner, 68 TC.800 (1977)).

A horse which is held by a horse business for breeding, racing, showing or draft purposes now qualifies for capital gain treatment if held for at least 24 months. Consequently, a horse held for one or more of these purposes is not held "primarily" for sale. In the case of racing, the IRS has regulations for determining when a horse is held for "racing". These regs say that a horse is held for racing if (1) the horse has "been raced at a public race track" or (2) has not been raced but has "been trained to race and other facts and circumstances in the particular case also indicate the horse was held for this purpose"; furthermore, the horse must be disposed of within a reasonable time after it is determined that it did not meet the taxpayer's objective standards for retention. According to these same regs, a horse which has not raced or been trained to race will normally not be considered as held for racing purposes. Notwithstanding these regs, a young horse which has not been raced or trained to race, and therefore, is not considered to be held for racing, may still qualify for capital gain treatment when sold if it can be shown that it was not held primarily for sale. For example, the owner may have culled the horse from his/her racing stable before training occurred.

Whether a horse is held for breeding is determined by the facts and circumstances. Normally, this should not be hard to show once a horse is bred. There may be times when a horse is held for breeding but is sold before breeding occurs. In this case, it must be shown why it was not bred (e.g., culling, breeding circumstances changed or confirmation standards were not met when the horse reached breeding age).

Whether a horse is held for showing can be a more difficult question when the owner regularly advertises and sells horses which are being shown. The IRS may challenge this sale of horses as horses held primarily for sale to customers. A 1955 Federal District Court case offers some guidance. (Estate of Collings v. United States, 138F. Supp. 837 (W.D.Ky.1955). In that case, the court allowed capital gains treatment from sales of show horses which had been advertised for sale in trade journals.

Assuming a horse is sold which has been held for breeding, racing or showing (therefore not held primarily for sale), shortening the capital gain holding period to12 months would be beneficial in many instances. For example, an owner breeds horses to race and after some training, it is determined that a yearling is not up to the owner's standards. This horse could be sold as a yearling or soon after it is two-years old and qualify for capital gain treatment. Under present law, it would have to be held until it was at least 24 months old.

The shorter holding period could also help a commercial breeder who normally sells yearlings at the summer and fall yearling sales which are held primarily for sale to customers, but keeps some horses for racing, either individually or in partnerships. It could also be beneficial in the case of a thoroughbred yearling purchased at the summer or fall sales. If that yearling proves successful on the track as a two-year old and/or as an early three-year old, the owner has the flexibility of selling the horse anytime after one year and receive capital gain treatment.

One final and somewhat complicated point should be noted. Even though a horse is held in a horse business for breeding, racing, showing or draft purposes and is held long enough to qualify for capital gains treatment when it is sold at a profit, it does not automatically mean the profit will be taxed at the 15% capital gain rate. First, depreciation on the horse, if any, must be treated as ordinary income. Next, the gains and losses from all sales during the tax year of horses held for breeding, racing, showing or draft purposes and held long enough to qualify for capital gains treatment are combined. If the net of all sales is a profit, the gain or loss from each sale is taxed as a capital gain or loss. If the net is a loss, the gain or loss from each sale is treated as an ordinary gain or loss. In other words, all sales during the year are combined to determine whether all the sales are treated as capital gains and losses or whether all the sales are treated as

ordinary gains and losses. Obviously, if all sales during the year were profitable, then all the gains are taxed at the capital gain rate.

Boiling it all down, the change in the holding period to 12 months for sales of horses held for breeding, racing, showing or draft purposes will simplify things for horse owners. It would mean that every sale of a horse which is held for at least 12 months will qualify as a capital gain or loss unless that horse is held primarily for sale. This is a very good result.

A complete discussion of the tax treatment of sales of horses can be found in the ***Horse Owners and Breeders Tax Handbook***, available through the American Horse Council.

The Georgia Horse Council

PRESENTS THE

2005 GEORGIA HORSE FAIR

GEORGIA HORSE COUNCIL

There's something for everyone!

JAN 7-9, 2005
PERRY, GA

Georgia National Fairground & Agricenter

www.georgiahorsecouncil.com

featuring



DIXIE HORSE & MULE CO.

Parade of Breeds - Drill Team Competition
Youth Versatility Championship - Stallion Showcase

SHOPPING! More than 100 Vendors!
DONT FORGET free admission at the
FRIDAY early bird Shopping Spree!

in the HEATED Reaves Arena

also appearing

JOHN LYON'S SELECT TRAINER
JIMMY DRIVER

DRESSAGE PROFESSIONAL
GIGI NUTTER

SATURDAY
Gates open @ 8am
Grand Opening @ 9am
SUNDAY
Gates open @ 8:30am
Cowboy Church
from 9am-10am
Grand Opening @10am

$10 per day
Weekend passes $15
Family Passes for
2 Adults and 2 children
under 16 $20
Kids under 10 FREE

SPEAKERS AND DEMONSTRATIONS BY PROFESSIONALS
ON A VARIETY OF TOPICS INCLUDING NUTRITION AND SUPPLIMENTS,
EQUINE EDUCATION OPPORTUNTIES, DRESSAGE,
EQUINE HEALTH AND MANY MORE
FEATURING KATHERINE WINDFEATHER ANIMAL CLAIRVOYANT
AND RILEY KESTER ON SADDLE FITTING

Horse Youth

Converting from a Year-round Breeding Season to a Fall Calving Season

Example by, Tim Wilson, Extension Animal Science – Beef

The following is an example of how a 90-day controlled breeding season could be accomplished in three years.

1. Build bull pen.
2. Evaluate marketing goals and determine desired weaning dates.
   a. Wean on July 1, precondition for 45 days and market August 15.
3. Select the date you want the last calf to be born.
   a. December 31
4. Select the desired length of the breeding season using gestation calendar.
   a. 90 day breeding season (December 24 to March 24)
5. Place bull with replacement heifers 3 weeks before planned breeding season begins for 45 days.
6. Pregnancy check and culling 2005 and 2006, pregnancy check and cull non-pregnant and dry and non-pregnant with 5 month calf or older. 2007 and 2008, pregnancy check and cull all open cattle.



***Data adapted from:** C.L. Triplett, "A controlled, seasonal cattle breeding program" from the Southern Regional Beef Cow-Calf Handbook SR1005*
CH = Cow Herd
RH = Replacement Heifers

Which Drugs and Chemicals are Approved for Aquaculture?

Dr. Gary Burtle
Extension Animal Scientist

It is important that each fish pond owner know the legal chemicals for use in their ponds and how to use them. In our changing world, regulation of chemical use is also changing. Some new chemicals have been added to the list, and some of the old chemicals are no longer on the list. A great deal of work has gone into an effort to come to an agreement between the Food and Drug Administration, the Environmental Protection Administration, the US Department of Agriculture and industry. This listing of chemical with federal approval for us in aquaculture is very extensive. However, there appear to be some omissions of chemical that are being sold today. For the greatest part, this list will be important to look over. If you are currently using a chemical that is not on the list, check with the manufacturer to see if the chemical registration has been canceled. If the registration is canceled, you will not be able to buy any more of that product after you run out.

Most of the aquatic herbicides are still on this list, and some new ones have been added. A list that is organized by the active ingredient shows that a herbicide containing Imazapur has been approved for use. Also listed is an algicide containing Sodium Percarbonate that was approved for use in Georgia only this year. There are a great number of listings for the different forms of Copper, Chlorine, 2,4-D, Diquat and Glyphosate. Having a variety of brand names to use will lead to more competitive pricing for these chemicals.

Please read the guide closely so that you will know the legal means to treat pond problems. You may obtain a copy by visiting the following website:

http://aquanic.org/jsa/wgqaap/drugguide/drugguide.htm

This publication has links to important Web sites that contain updated labels for chemicals as well as to agencies that regulate chemical use. Links to industry organizations are also included.

Included in the guide is information about calculating withdrawal times, chemical storage, handling and disposal. Whether you bookmark the site or print out a hard copy, this reference will be important for years to come. This is largely because very few new drugs will be approved in the near future. Pending action on potassium permanganate, carp pituitary and a few other chemicals may be granted approval soon. However, their approval is not assured, and few other chemicals have been introduced for labeling.

If you need help accessing this information, please contact the Georgia Cooperative Extension office nearest to you.

**********Dates to Remember**********

February 10-12: Georgia Cattlemen's Association Convention, Columbus

February 23-27: Georgia Junior National Livestock Show, Perry

March 1: Tifton Beef Cattle Shortcourse, Irwinville

March 2: Tifton Bull Sale, Irwinville

March 9: UGA Focus on EPD's Production Sale, Athens

Market News Branch
P O Box 86
Thomasville, GA 31799
Tel 912-226-1641

Market News GEORGIA LIVESTOCK

Agricultural Building
Atlanta, Georgia 30334

WEEK ENDING: 11-19-04 **The Cooperative Extension Service would like to thank Terry Harris for submitting this information.**

GEORGIA CATTLE: RECEIPTS: 13,800 LAST WK 13,500 YEAR AGO 13,200

FEEDERS	STEERS	MED & LARGE 1	HEIFERS
	135.00-155.00	300/350 LBS	115.00-130.00
	125.00-145.00	350/400	110.00-125.00
	120.00-135.00	400/450	103.00-118.00
	110.00-125.00	450/500	100.00-115.00
	104.00-117.00	500/550	95.00-108.00
	100.00-112.00	550/600	93.00-104.00
	95.00-105.00	600/650	90.00-100.00
	93.00-103.00	650/700	88.00- 95.00

SLAUGHTER COWS % LEAN		
75-80%	850-1200 LBS	49.00-55.00
80-85%	850-1200 LBS	50.00-58.00
80-86%	OVER 1200 LBS	51.00-59.00
85-90%	800-1200 LBS	48.00-57.00

5 Area Daily Wtd Average - Texas/Oklahoma; Kansas; Nebraska; Colorado; and Iowa/So Minnesota Feedlots:
Steers...Select/Choice 65-80% Weighted Average Price Range 83.00
Heifers..Select/Choice 65-80% Weighted Average Price Range 83.00

By-Product Drop Value (Steer)...Hide and Offal Value 8.03 /cwt.

Box Beef Cut-Out Value Choice 1-3 550/750 LBS. 137.01
Select 1-3 550/700 LBS. 131.94

Georgia Hogs: GA-FL-AL Direct Area Receipts 4800 Trends 3.50 higher

US 1-2 220/260 LBS. 56.00-58.00 Sows 300/500 LBS. _____ 500-UP_____

FEEDER PIGS	GEORGIA	TENNESSEE		GEORGIA	TENNESSEE
US 1-2 35/40 LBS.			55-60		
40/45			60/65		
45/50			65/70		
50/55			70/80		

IOWA-SOUTHERN MINNESOTA DIRECT HOGS: RECEIPTS _____ TRENDS .09 Higher

BARROWS & GILTS 49-51% LEAN 185 LB CARCASSES RANGE 68.00-81.07 WTD AVG. 79.14