

# The Economic Importance of Food and Fiber

## A Spotlight on Pike County, Georgia

Prepared for  
Pike County Cooperative Extension  
March, 2009

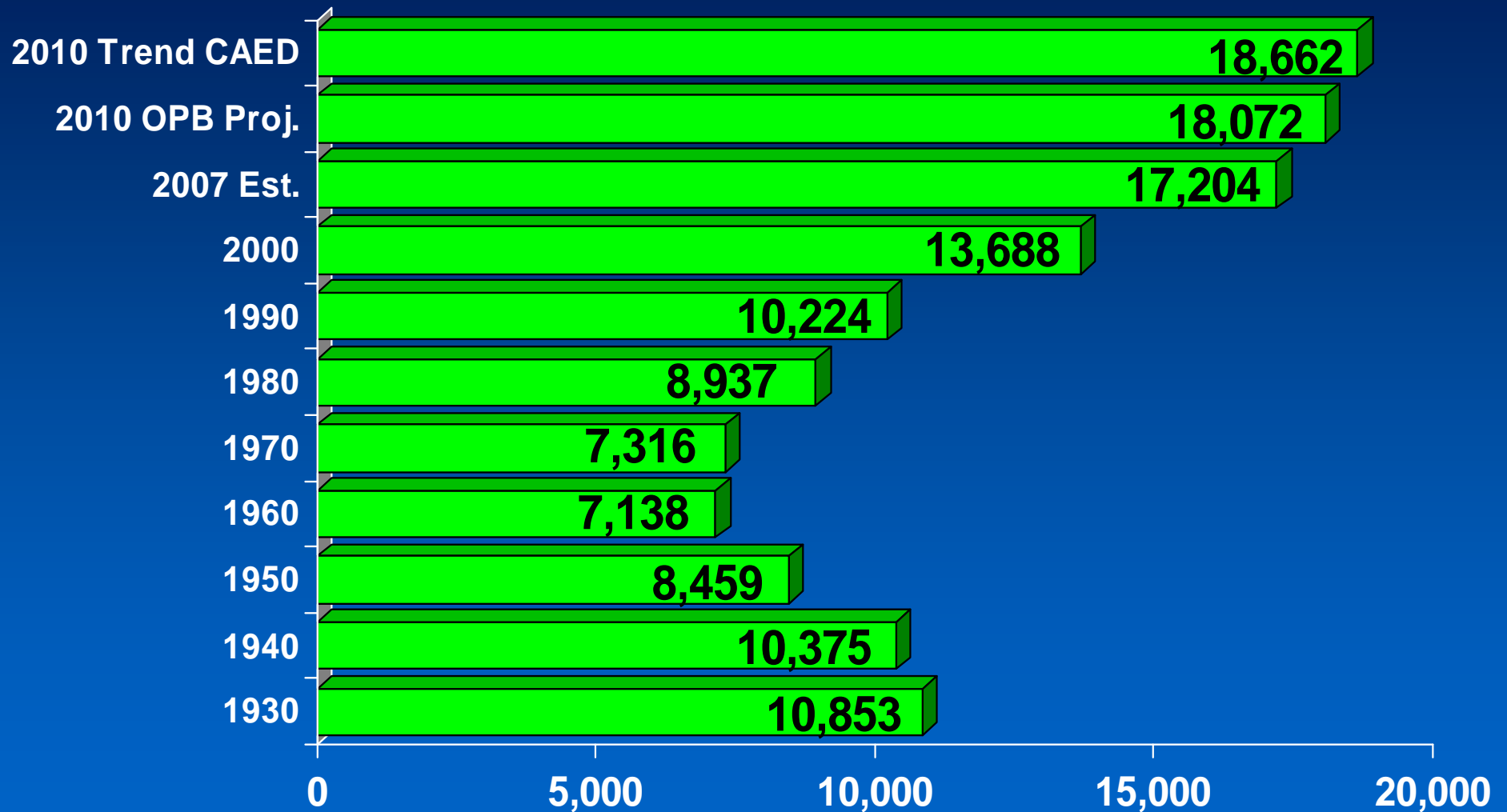
by:

The Center for Agribusiness  
and Economic Development

College of Agricultural  
and Environmental Sciences

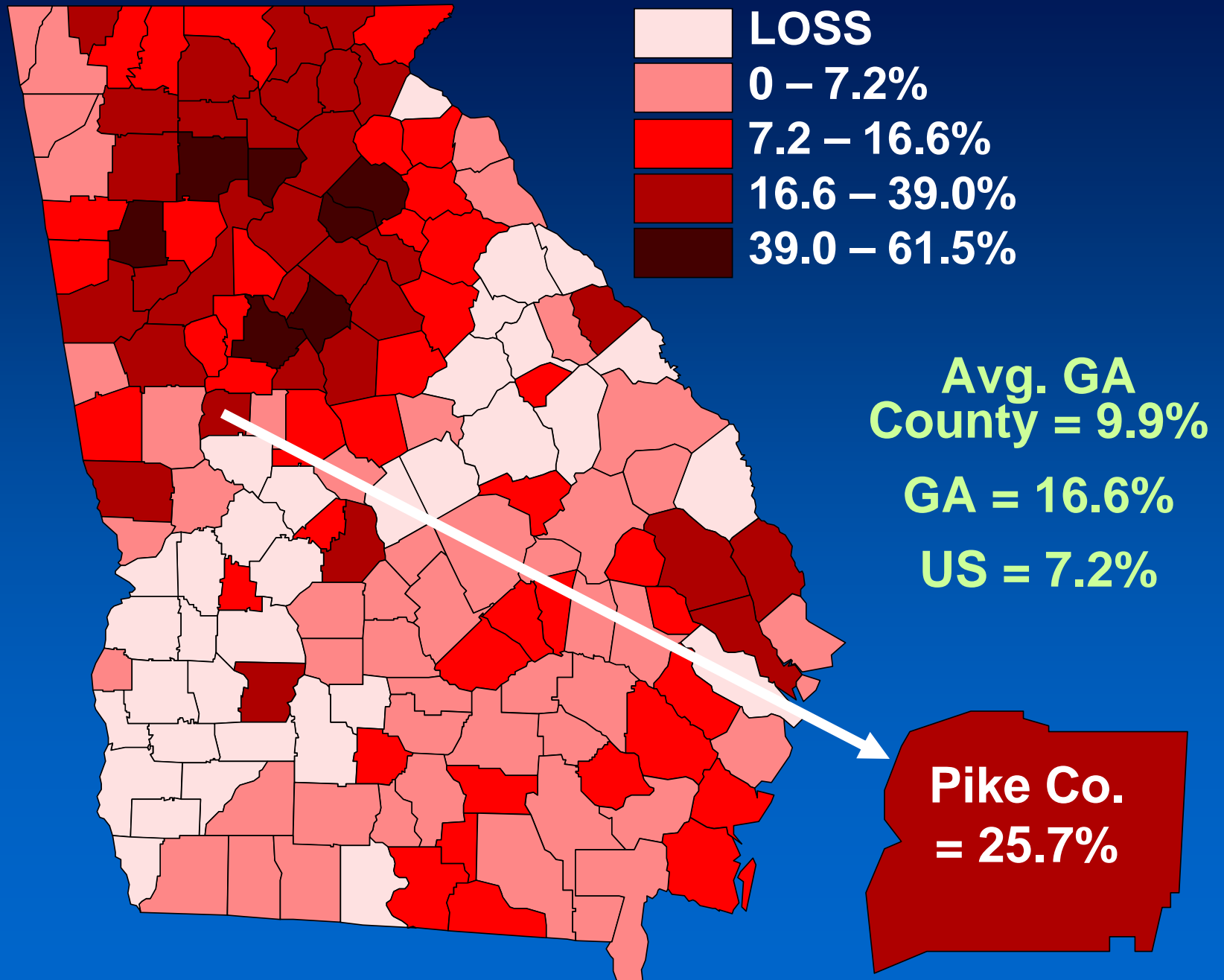
The University of Georgia

# Total Population Pike County



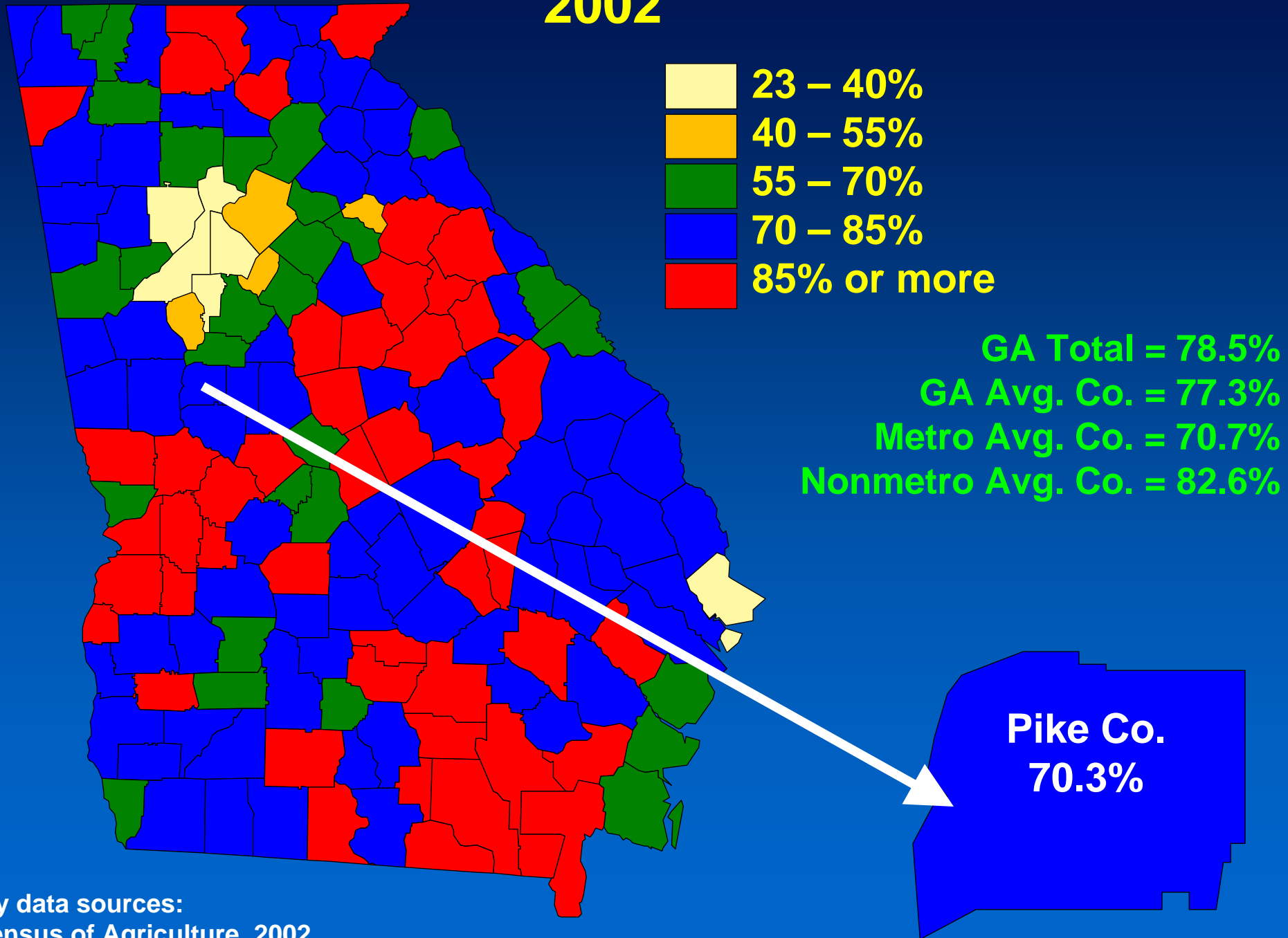
Primary data sources: U.S. Census Bureau, decennial censuses & estimate; OPB (State Office of Planning and Budget) CAED (Center for Agribusiness & Economic Development).

# Population Change: 2000-2007



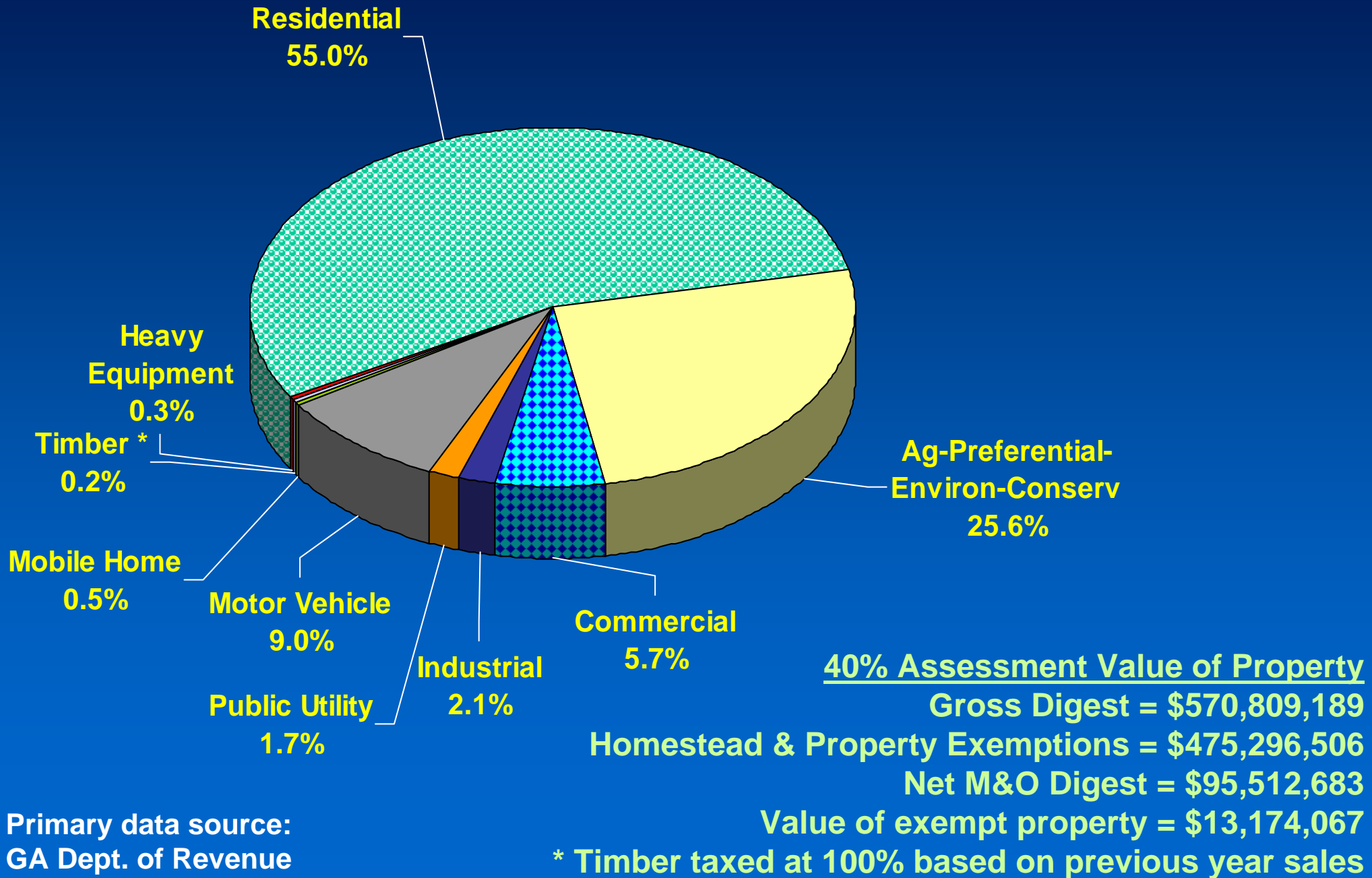
Primary data source: U.S. Census Bureau (3/08)

# Percent of Land in Cropland & Forestland: 2002



Primary data sources:  
U.S. Census of Agriculture, 2002  
Forest Statistics for Georgia, 1997

# Components of 2007 Property Tax Gross Digest Pike County



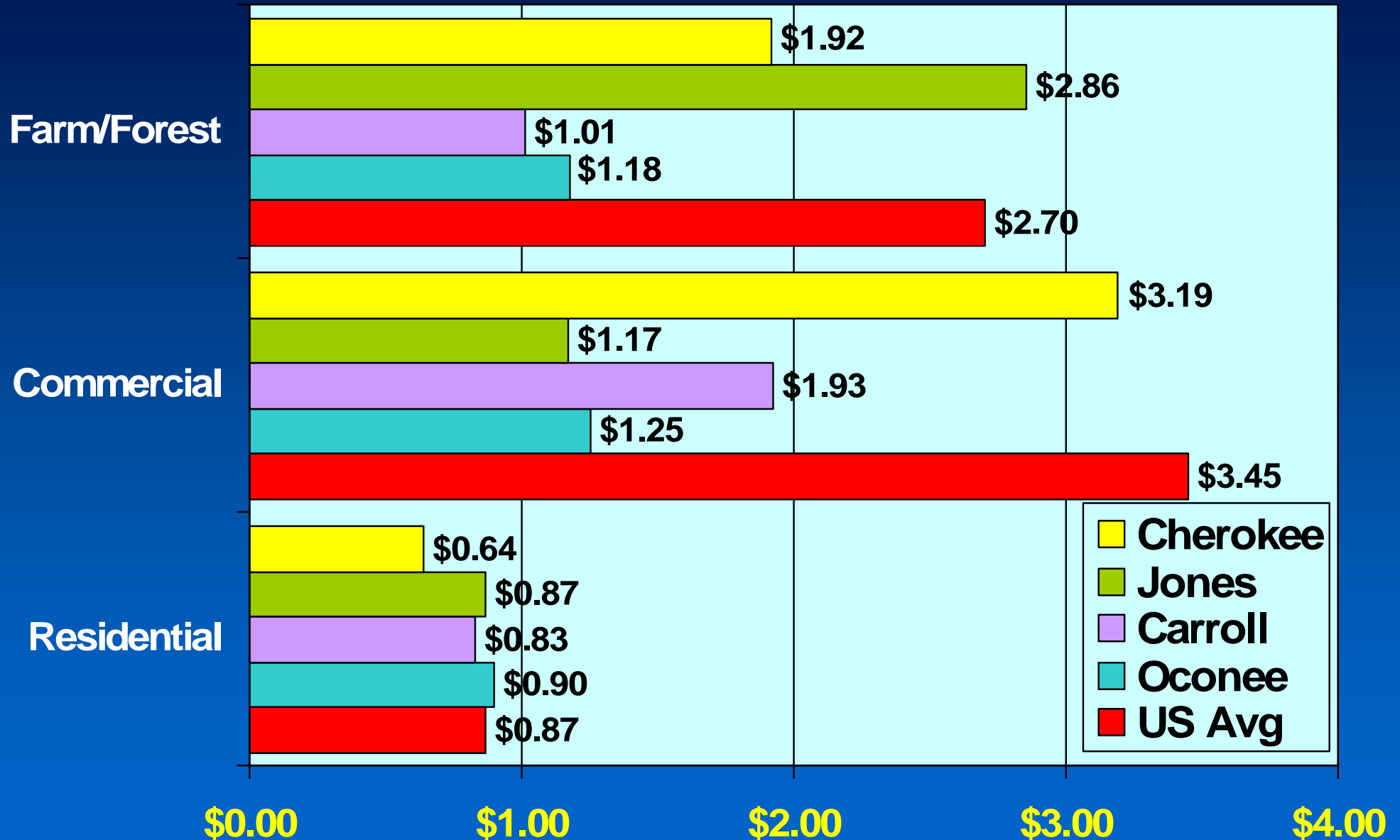
Primary data source:  
GA Dept. of Revenue

# County Property Tax Digest Comparisons: 2007

County	% Residential	% Agricultural	% Commercial	% Industrial	% Utility	% Motor Veh	% Mobile Home	% Timber
PIKE	55.0	25.6	5.7	2.1	1.7	9.0	0.5	0.18
COWETA	60.4	7.5	14.9	5.7	4.3	6.9	0.1	0.04
FAYETTE	69.1	2.2	15.6	5.3	1.3	6.4	0.1	0.00
LAMAR	51.1	22.3	9.1	5.3	3.9	7.8	0.4	0.13
MERIWETHER	32.4	42.3	8.2	3.3	4.0	7.8	1.3	0.47
SPALDING	43.8	14.1	18.0	14.5	1.9	7.5	0.1	0.04
UPSON	38.9	19.3	14.2	15.1	4.0	7.4	0.7	0.23
Avg. GA Co.	42.4	23.8	12.7	7.0	5.0	7.2	1.1	.9

# Revenue : Expenditure Ratios

## \$ of Revenue for Each \$ of Expenditure



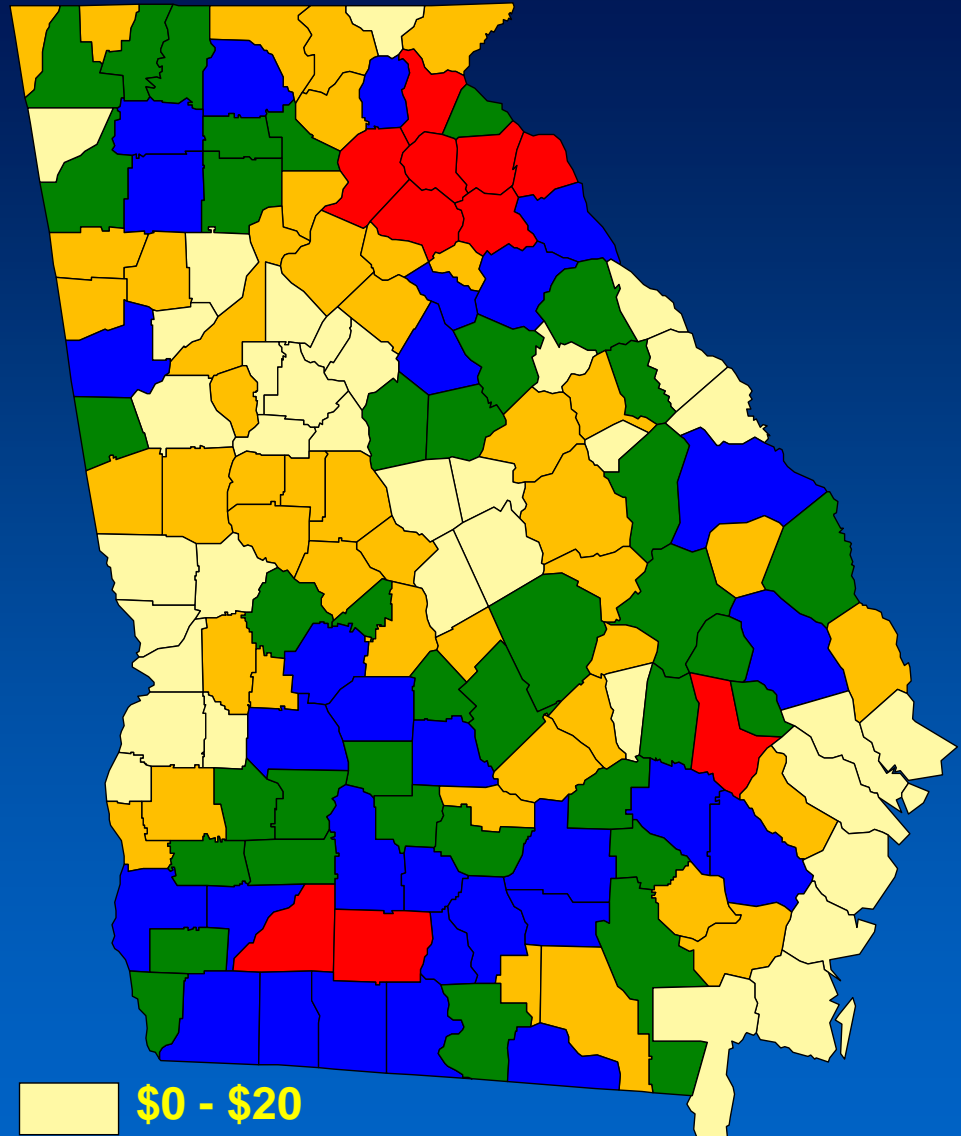
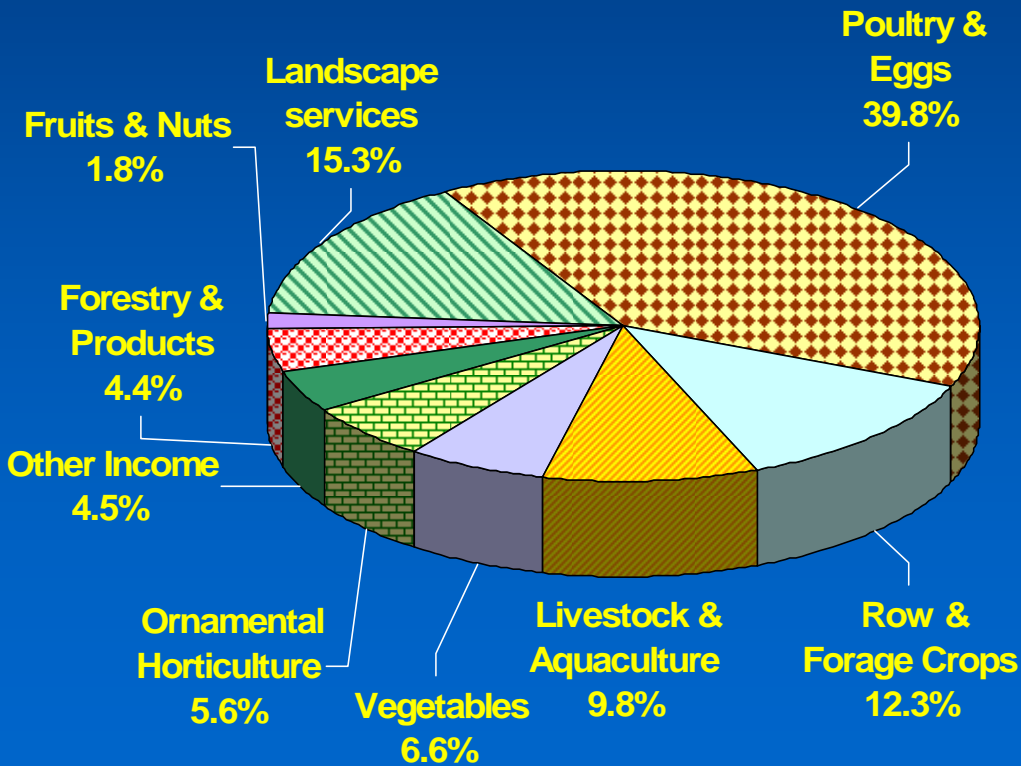
# Agriculture in Georgia

---

- Georgia's 2007 Farm Gate Value was \$11.6 billion. Adding the value of landscape services increased the total agricultural production value to \$13.6 billion.
- Total food and fiber production and directly related businesses account for a \$59 billion *output impact* on Georgia's \$735 billion economy.

# Production Agriculture: 2007

Georgia Total  
Agricultural  
Production Value  
\$13.6 Billion



2007 Farm Gate  
Value by County  
in Millions of Dollars

# What We Know about Pike County

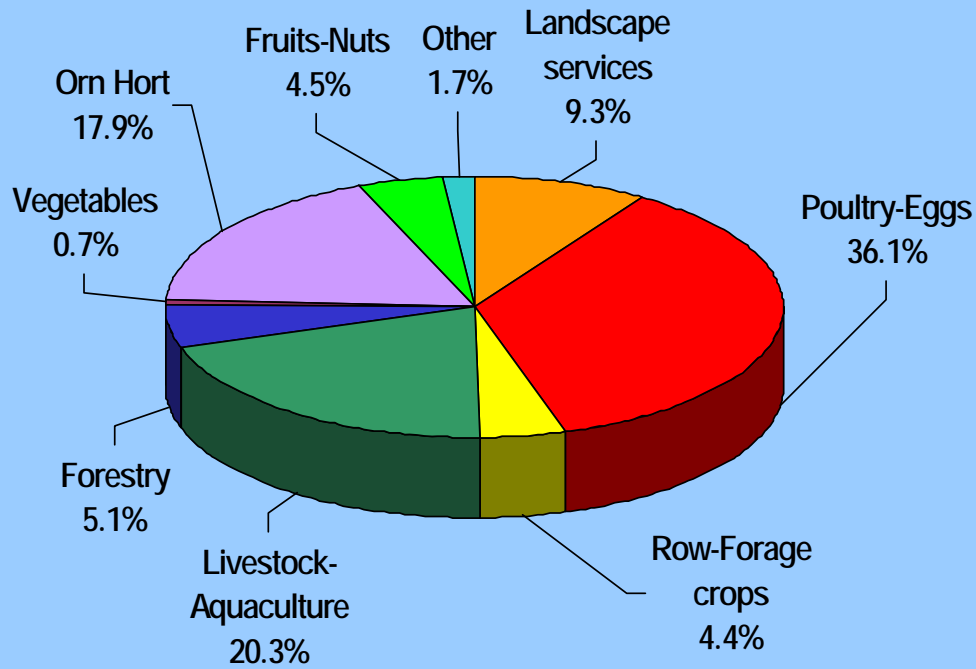
---

- 2007 Farm Gate Value in Pike Co. was \$25.7 million. Adding \$2.6 million of landscape services increased the total agricultural production value to \$28.3 million.
- The highest value commodity group was poultry/eggs, representing 36.1% of the total agricultural production value.

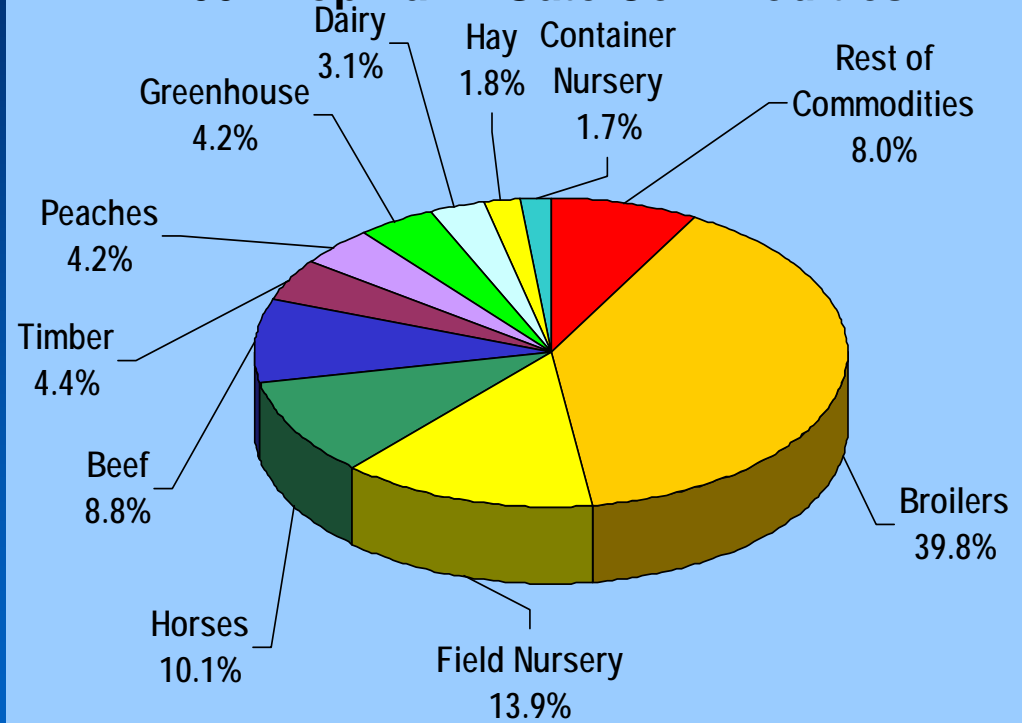
# Pike County

## 2007 Agricultural Production Value

### 2007 Agricultural Production



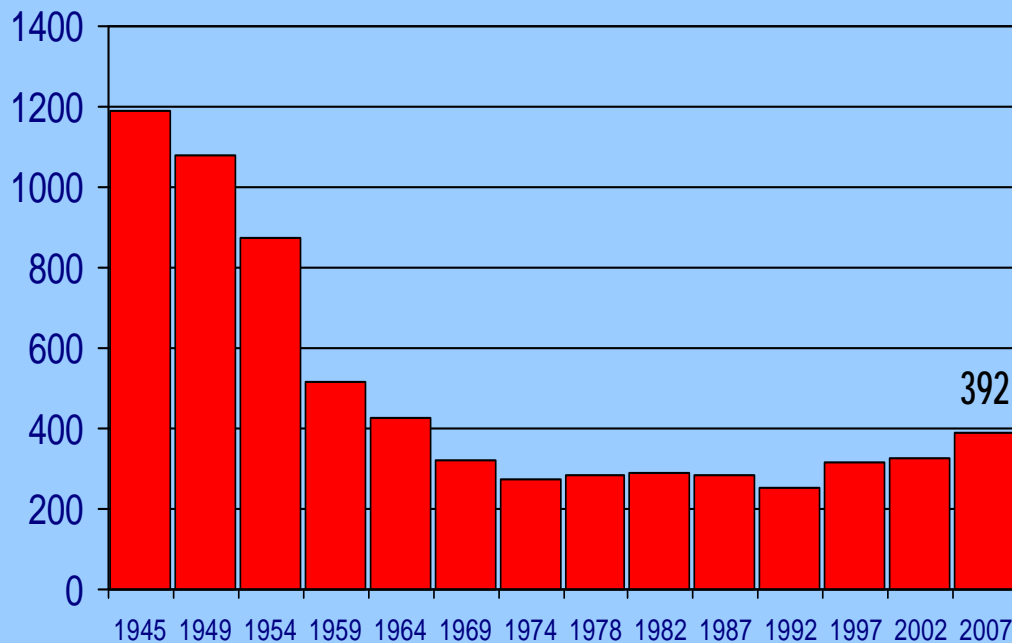
### 2007 Top Farm Gate Commodities



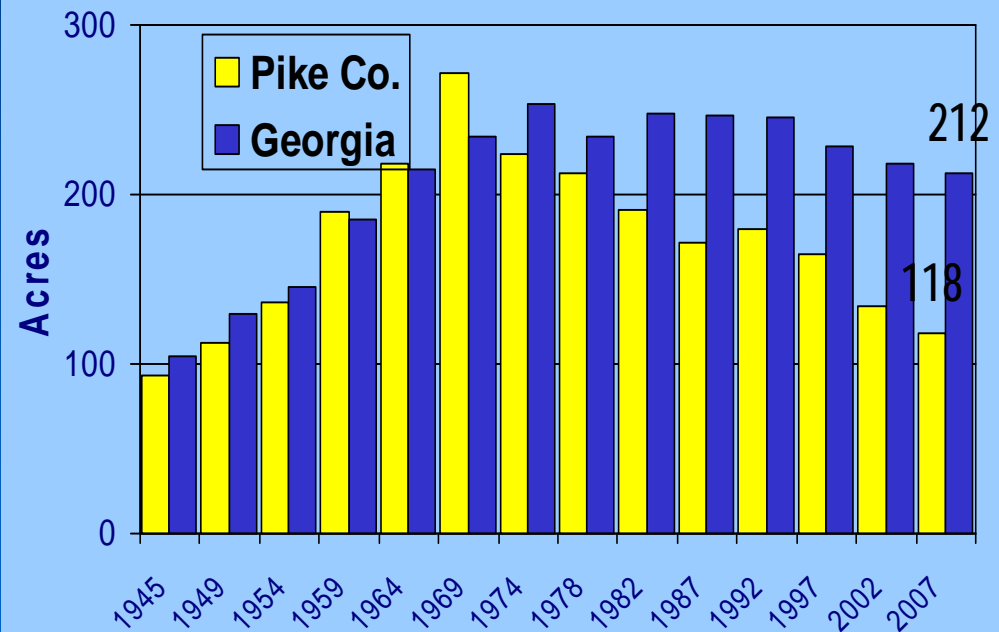
**Total AG Value = \$28.3 million**

# Trends in Pike County: Number of Farms & Average Farm Size

### Number of Farms, Pike County

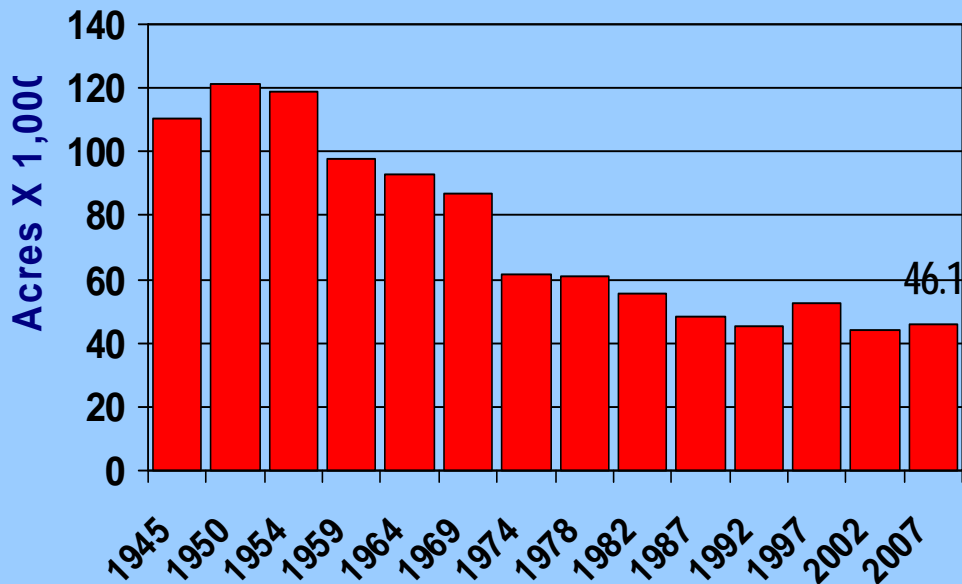


### Average Farm Size

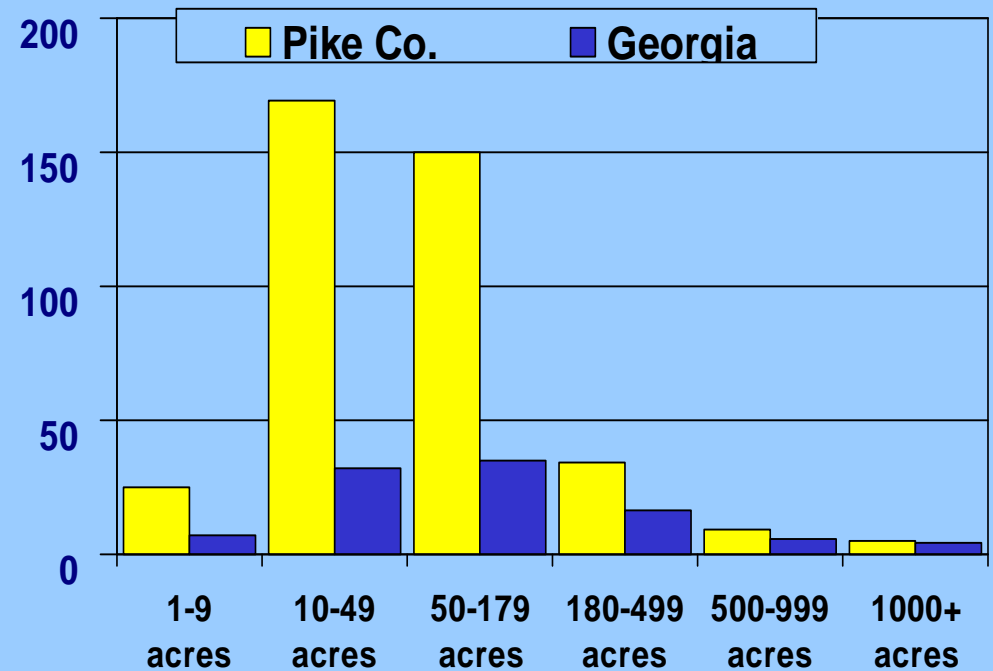


# Trends in Pike County: Land in Farms & Farms by Size

Land in Farms  
Pike County

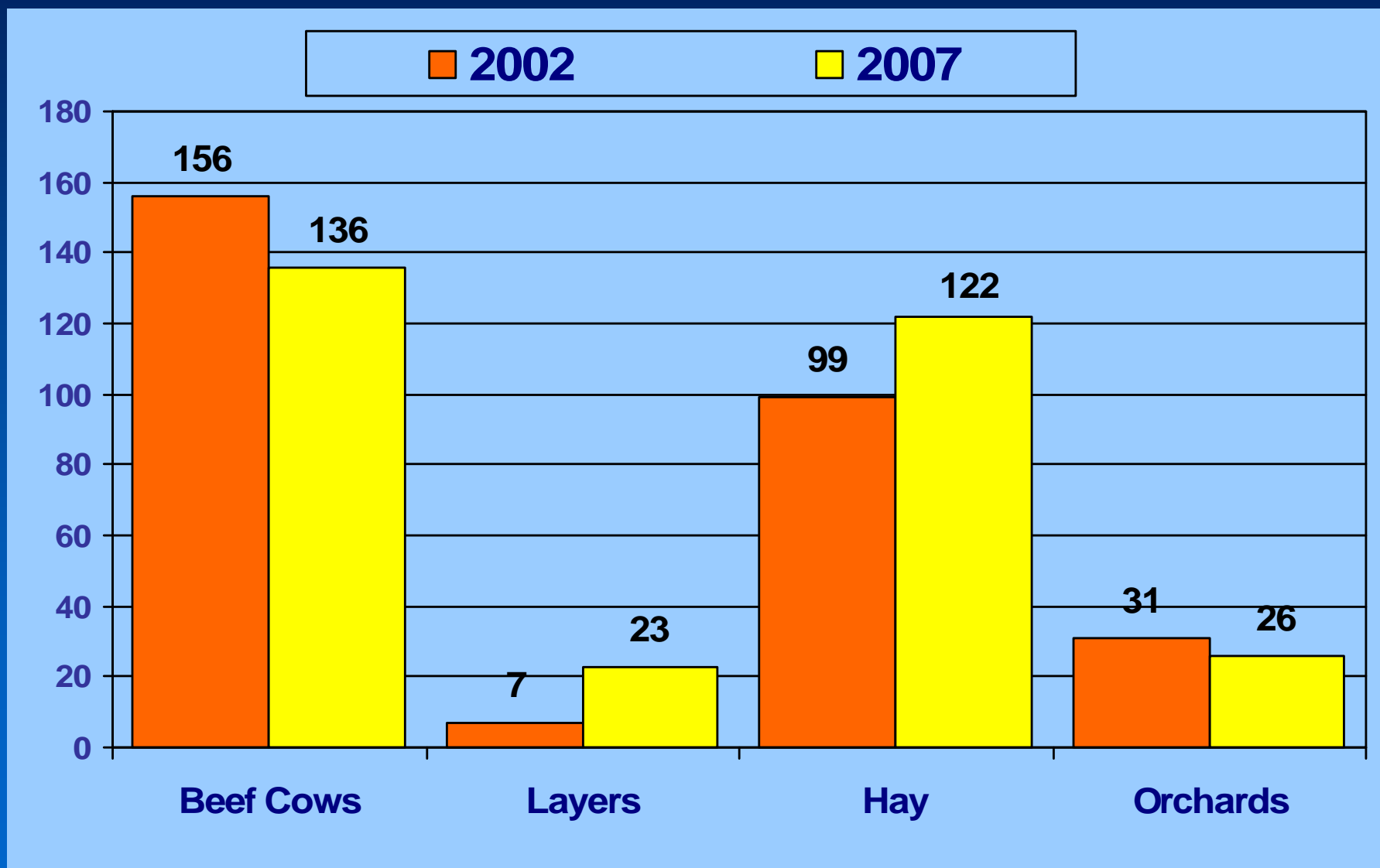


Percent of Farms by Size, 2007



# Trends in Pike County

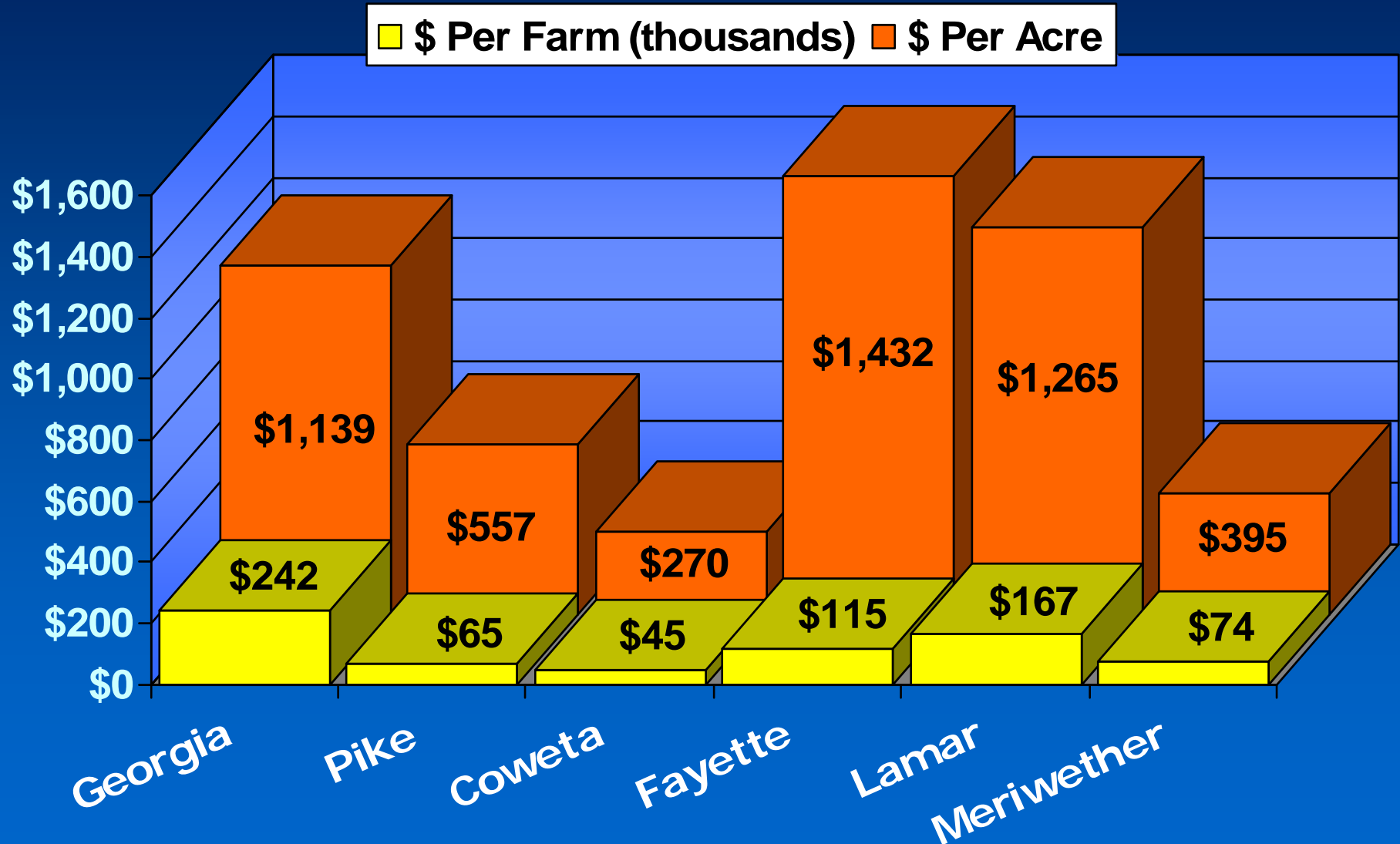
## Number of Farms by Commodity



Source: 2002-2007 (quinquennial) Censuses of Agriculture

# How Do We Compare ?

## Georgia, Pike and Surrounding Counties Farm Gate Value



# What We Did

## County Economy Modeled

---

- The Center for Agribusiness and Economic Development performed an analysis of the county's economy, focusing on the role of food and fiber.
- How much of the county's total current economic output comes from food and fiber production and directly related processing? (A Snapshot of the Economy)
- What is the total (direct and indirect) *Impact* of food and fiber production and directly related industries?

# Pike County Economy

## Agriculture *OUTPUT*

	Output in \$ Millions	Percent
Agriculture	28.285	8.3
Mining	1.448	0.4
Construction	95.318	28.1
Manufacturing	29.115	8.6
Trans-Utilities-Info	12.518	3.7
Trade	13.794	4.1
Finance-Ins-RE	67.859	20.0
Services	51.832	15.3
Government	38.910	11.5

Total County Economic Output = \$339 million

# Pike County Economy

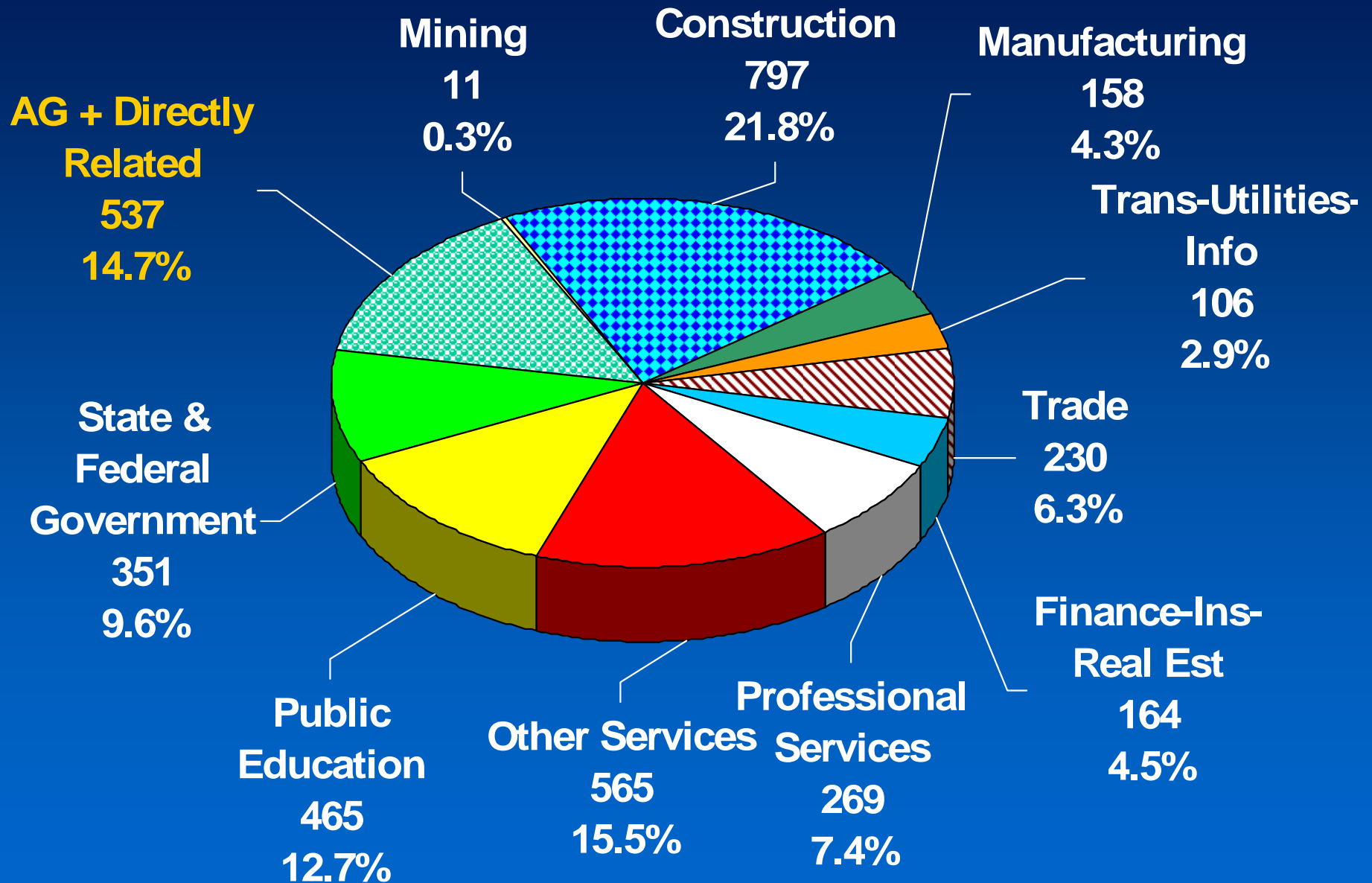
## Agriculture + Directly Related Businesses *OUTPUT*

	Output in \$ Millions	Percent
Agriculture + Direct	29.428	8.7
Mining	1.448	0.4
Construction	95.318	28.1
Manufacturing	27.973	8.2
Trans-Utilities-Info	12.518	3.7
Trade	13.794	4.1
Finance-Ins-Real Est	67.859	20.0
Services	51.832	15.3
Government	38.910	11.5

Total County Economic Output = \$339 million

# Pike County Employment

Total Jobs = 3,653

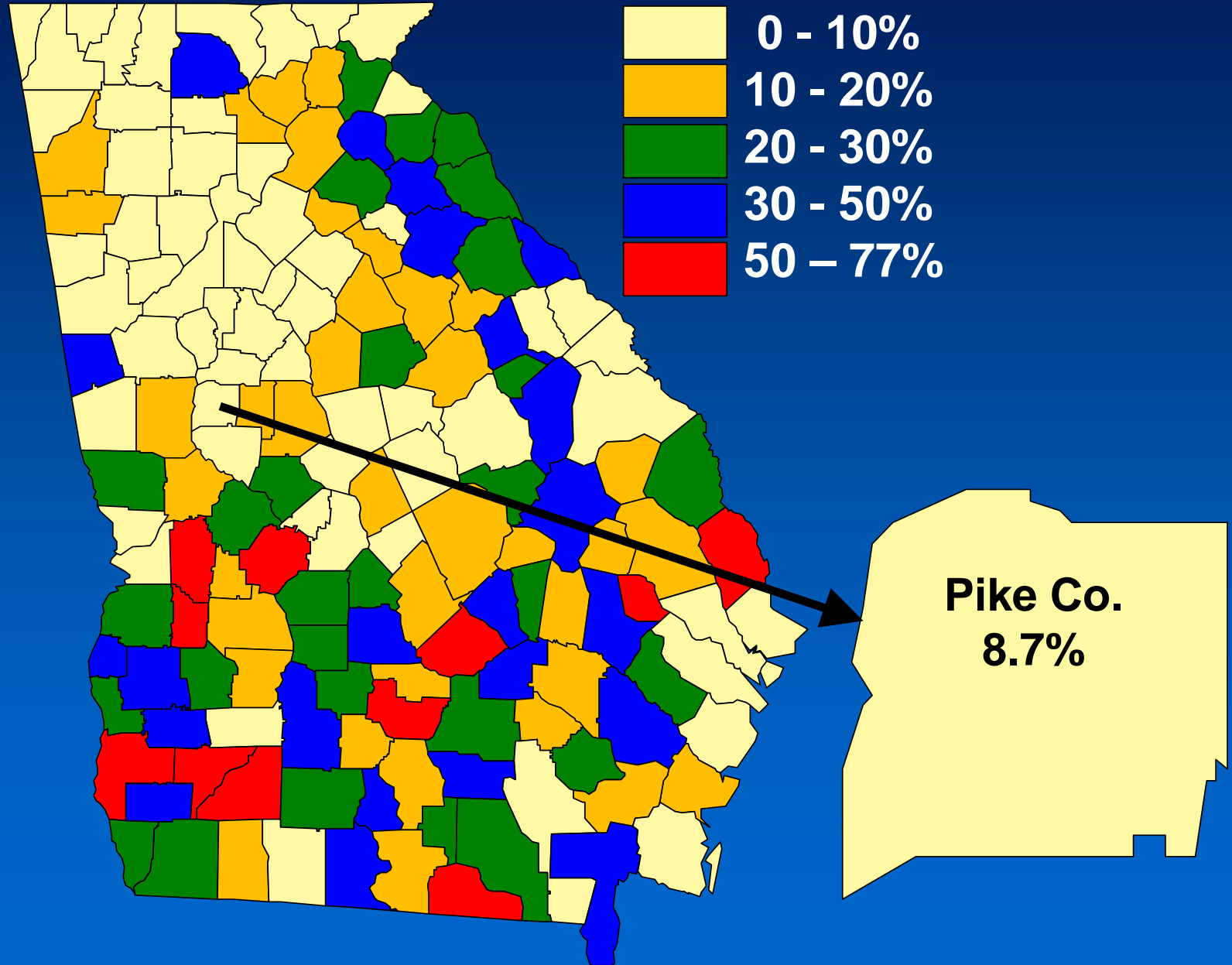


# An Economic Snapshot of Pike County

---

- How much of Pike County's total economic output comes from food and fiber production?
- AG value alone of \$28.3 million consisting of Farm Gate Value and landscape services comprises 8.3% of the county's economy.
- AG plus directly related businesses (ex. logging, etc.) comprise 8.7% of the county's economy.

# Food and Fiber Production and Directly Related Manufacturing as % of Total Output



# What is the Impact?

---

- What is the total (direct and indirect) *impact* of food and fiber production and directly related industries?
- This scenario illustrates how other industries are affected by the presence of food and fiber in the county. The indirect impacts measure output created due to food and fiber production and processing in the county.

# What Impact Means: A Brief Explanation

- The *impact* numbers capture the ripple effects that food and fiber create in the county's economy. Many other sectors rely in part on the existence of food and fiber for sales.



Labor



Seed

Utilities



# Pike County

## Agriculture *IMPACT*

	Direct \$ Millions	Indirect \$ Millions
Agriculture	28.285	0
Mining	0	0.019
Construction	0	0.176
Manufacturing	0	0.029
Trans-Utilities-Info	0	0.517
Trade	0	0.295
Finance-Ins-Real Est	0	1.387
Services	0	0.688
Government	0	0.125
<b>Total</b>	<b>28.285</b>	<b>3.236</b>

Total Impact of Production AG = \$31.5 million  
9.3% of total economy

# Pike County

## Production Agriculture + Directly Related Businesses *IMPACT*

	Direct \$ Millions	Indirect \$ Millions
Agriculture + Direct	29.428	0
Mining	0	0.019
Construction	0	0.177
Manufacturing	0	0.030
Trans-Utilities-Info	0	0.527
Trade	0	0.306
Finance-Ins-Real Est	0	1.421
Services	0	0.712
Government	0	0.127
Total	0	3.320

Total Impact of AG + Directly Related = \$32.7 million  
9.7% of total economy

# Pike County

## Production Agriculture + Directly Related Industries Employment *IMPACT*

	Direct	Indirect
Agriculture + Direct	482	0
Construction	0	2
Manufacturing	0	0
Trans-Utilities-Info	0	4
Trade	0	4
Finance-Ins-Real Est	0	5
Services	0	12
Government	0	1

Total Impact of AG + Directly Related Employment = 511 Jobs  
14% of total employment

# What These Numbers Mean: A Brief Explanation

---

- *Direct* impact is \$29.4 million. This includes food and fiber production, processing and directly related manufacturing.
- *Indirect* impact from the Trade sector is \$306 thousand. This captures the effects of farmers (direct source) buying supplies (seed, fertilizer, work boots) from local stores. These stores must increase their output to meet farmer demand.

# What These Numbers Mean:

## A Brief Explanation (continued)

---

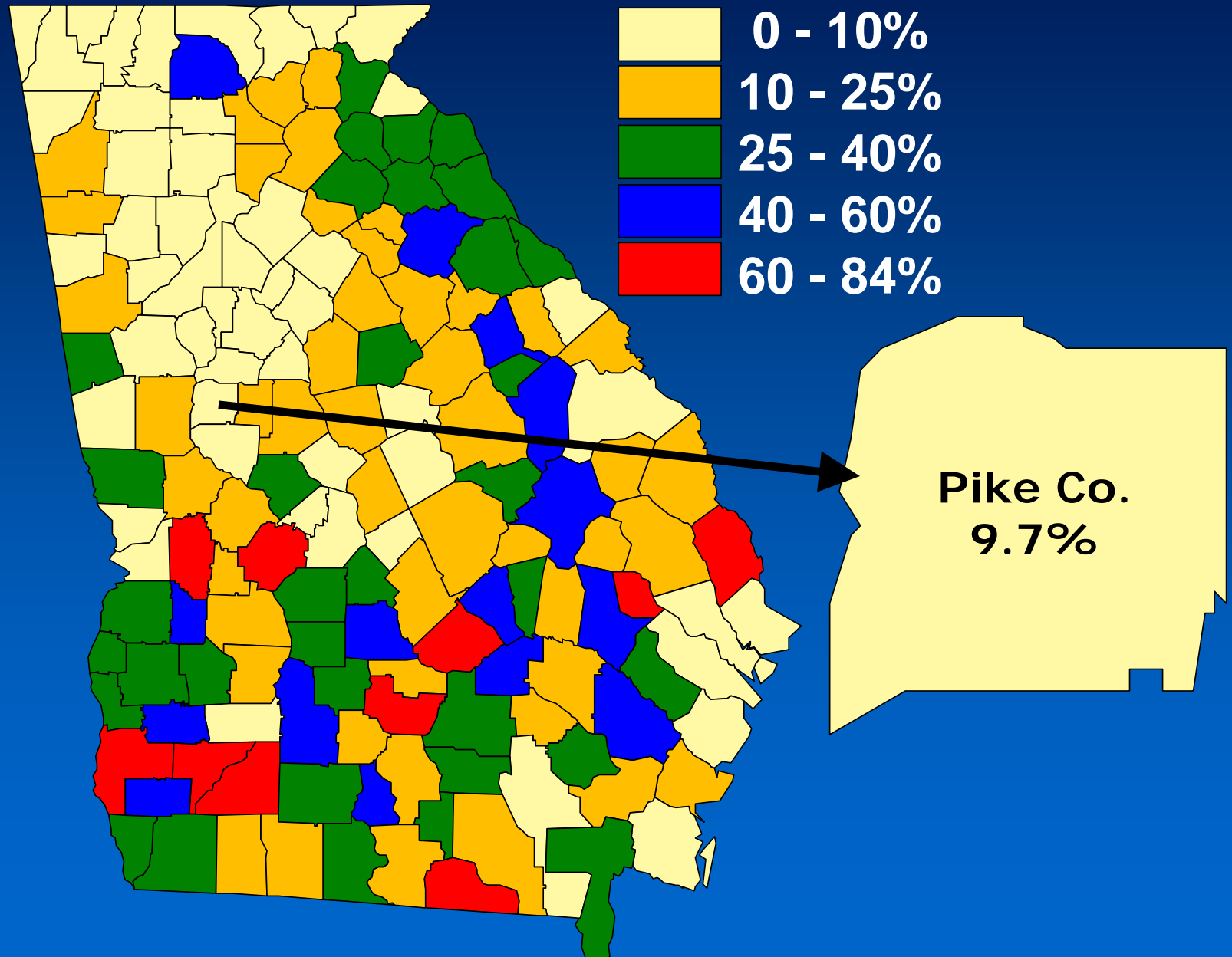
- As local stores increase their output, they may demand more stock from local wholesalers (also in the Trade sector). Local wholesalers demand more from local manufacturers, thus increasing activity in the Manufacturing sector.
- Local stores also hire employees to assist farmers. They take home wages and buy groceries at the local store which increases demand there.

# Pike County Food and Fiber Impact Conclusions

---

- The total *impact* of food and fiber production, processing and direct manufacturing is \$32.7 million.
- The total county *output* is \$339 million.
- Thus, food and fiber (directly and indirectly) account for 9.7% of the total county output.

# Food and Fiber Production and Directly Related Manufacturing *IMPACT* as % of Total Output



# Contact Information

---

Prepared by:

Sue Boatright and Sharon Kane

Center for Agribusiness & Economic Development

*“Adding Value to Georgia's Agricultural Economy  
Through Research and Extension”*

*To learn more about your county, go to:*

*<http://www.caed.uga.edu/>*

*...click on “Georgia Statistics System”*

**Special County Area Report**

**#09-09A**

**March, 2009**

