

CALL FOR ENTRIES

AMERICAN SOCIETY OF LANDSCAPE ARCHITECTS **2006** AWARDS

2005 ASLA Award of Honor
Island Modern
Key West, Florida
Raymond Jungles, Inc.




Photo: Lanny Provo

DEADLINES

PROFESSIONALS: Entry forms due by Friday, February 10;
Submissions must be received by Friday, February 24.

STUDENTS: Entry forms due by Friday, May 19;
Submissions must be received by Friday, June 2.



Each year, the ASLA Professional Awards honors the best in landscape architecture from around the globe, while the ASLA Student Awards program gives us a glimpse into the future of the profession.

Award recipients receive featured coverage in *Landscape Architecture* magazine and in many other design and construction industry and general interest media. Residential category award recipients will also be featured in *Garden Design* magazine. Award recipients, their clients, and professors will be honored at the Awards Presentation Ceremony followed by a special luncheon during the ASLA Annual Meeting and EXPO in Minneapolis, Minnesota, October 7-10, 2006.

The prestige of the ASLA awards program relies in large part on the high-caliber juries that are convened each year to review submissions.

2005 ASLA Award of Excellence
Kreielshimer Promenade
Seattle, WA
Gustafson Guthrie Nichol Ltd



Photo: Gareth Loveridge

2005 Landmark Award
Golden Gate
National Recreation
Area North Portion
San Francisco, CA
SWA Group




Tom Fox, SWA Group


Professional Awards Jury



Todd D. Johnson FASLA
Jury Chair
Design Workshop, Inc.
Denver, Colorado




Pamela G. Burton ASLA
Pamela Burton
& Company
Santa Monica,
California



Malcolm D. Cairns FASLA
Ball State University
Muncie, Indiana





Andrea Cochran ASLA
Andrea Cochran
Landscape Architecture
San Francisco,
California



David Dillon
Dallas Morning News
Dallas, Texas

Joining the jury for the
Residential Category:
Bill Marken
Garden Design
magazine
Los Altos, California




Paul Rookwood ASLA, AICP
Wallace Roberts
& Todd, LLC
Philadelphia,
Pennsylvania



Elizabeth Barlow Rogers HONORARY ASLA
Foundation for
Landscape Studies
New York, New York



Janet Rosenberg ASLA
Janet Rosenberg
& Associates, Inc.
Toronto, Ontario,
Canada




Rodney L. Swink FASLA
North Carolina Main
Street Center
Raleigh, North Carolina



Kenneth R. Brooks ASLA
Arizona State University
Tempe, Arizona


Joining the jury
for selection of
The Landmark Award:
Karen L. Jessup
National Trust for
Historic Preservation
Providence, Rhode Island




Student Awards Jury



Gary R. Hilderbrand FASLA
Jury Chair
Reed Hilderbrand
Associates, Inc.
Watertown,
Massachusetts



Ignacio Bunster-Ossa ASLA
Wallace Roberts &
Todd, LLC
Philadelphia,
Pennsylvania




Richard Hawks FASLA
State University of
New York
Syracuse, New York



Mia M. Lehrer ASLA
Mia Lehrer + Associates
Santa Monica,
California



Elizabeth Meyer FASLA
University of Virginia
Charlottesville, Virginia



Thomas R. Oslund FASLA
oslund.and.assoc.
Minneapolis, Minnesota



Peter Lindsay Schaudt ASLA
Peter Lindsay
Schaudt Landscape
Architecture, Inc.
Chicago, Illinois

ASLA Professional and Student Awards Categories

GENERAL DESIGN

Recognizes: site-specific works of landscape architecture or urban design. Professional entries in this category must be built; Student Awards entries are not required to be built.

Typical entries include: public, institutional, or private landscapes, of all kinds; historic preservation, reclamation, conservation, or sustainable design; design for transportation or infrastructure; landscape art or installation; interior landscape design; and more.

Criteria: The jury will consider the quality of design and execution; design context and the expression of local or regional characteristics; environmental sensitivity and sustainability; and demonstration of design value to the client and to other designers.

Recognition: The Professional Awards Jury and the Student Awards Jury may each select one Award of Excellence and any number of Honor Awards in this category.

RESIDENTIAL DESIGN

In partnership with *Garden Design* magazine.

GARDEN
DESIGN

Recognizes: site-specific works of landscape architecture for residential use. Entries are encouraged in all scales of design, from small gardens to large private landholdings. Professional entries in this category must be built; Student Awards entries in this category are not required to be built.

Typical entries include: single or multi-family residential projects; activity areas for family entertaining, recreation, relaxing; sustainable landscape applications; indigenous and native landscapes; new construction or renovation projects; historic preservation, rehabilitation, reconstruction, or restoration; affordable landscape concepts and innovations; small site development; private gardens; rooftop gardens; and more.

Criteria: The jury will consider the quality of design and execution; design context and the expression of local or regional characteristics; environmental sensitivity and sustainability; and demonstration of design value to the client and to other designers.

Recognition: The Professional Awards Jury and the Student Awards Jury may each select one Award of Excellence and any number of Honor Awards in this category.

ANALYSIS AND PLANNING

Recognizes: the wide variety of professional activities that lead to, guide, and evaluate landscape architecture design. Professional and Student entries in this category are not required to be built or implemented.

Typical entries include: urban, suburban, rural, or regional planning efforts and/or development guidelines; transportation planning, town planning, or campus planning; plans for recovery or reclamation of brown-field sites; environmental planning in relation to legislative or policy initiatives or regulatory controls; cultural resource reports; cultural and natural resources protection, conservation, or historic preservation planning; and more.

Criteria: The jury will consider the quality of the analysis and planning effort; planning context and the application of local or regional characteristics; environmental sensitivity and sustainability; likelihood of successful implementation; and demonstration of design value to the client, the public, and other designers.

Recognition: The Professional Awards Jury and the Student Awards Jury may each select one Award of Excellence and any number of Honor Awards in this category.

RESEARCH

In partnership with the Council of Educators in Landscape Architecture and *Landscape Journal*.

cela COUNCIL OF EDUCATORS IN LANDSCAPE ARCHITECTURE LANDSCAPE JOURNAL

Recognizes: research that identifies and investigates challenges posed in landscape architecture, providing results that advance the body of knowledge for the profession.

Typical entries include: investigations into methods, techniques, or materials related to landscape architecture practice or education; assessments of social, economic, or environmental impacts of landscape architecture; study of relationships of landscape architecture to law, education, public health and safety, or public policy; investigations into historic practices, individual designers, design heritage; and more.

Criteria: The jury will consider how the research is framed, the context and resources of the study, the methods of inquiry, the results of investigation, and the lesson value of the research conclusions to the field at large.

Recognition: The Professional Awards Jury and the Student Awards Jury may each select one Award of Excellence and any number of Honor Awards in this category.

COMMUNICATIONS

Recognizes: achievements in communicating landscape architecture works, techniques, technologies, history, or theory, and their lesson value to the intended audience.


Typical entries include: print media, film, video, audio, CD, or DVD formats; online communications; interpretive design; exhibition design; and more. For students, project representations may also be entered in this category.

Criteria: The jury will consider the effectiveness of message presentation, innovation in approach or delivery, and value to the intended audience.

Recognition: The Professional Awards Jury and the Student Awards Jury may each select one Award of Excellence and any number of Honor Awards in this category.

THE LANDMARK AWARD

In partnership with the National Trust for Historic Preservation.



Recognizes: a distinguished landscape architecture project completed between 15 and 50 years ago that retains its original design integrity and contributes significantly to the public realm.

Typical entries include: built landscape works of all kinds.

Criteria: The jury will consider the significance of the project's sustained value to its community, its durability, and the continued relevance of the project's specific design expression.

Recognition: The Professional Awards Jury may select one Landmark Award recipient.

STUDENT COLLABORATION

Recognizes: collaborative work by landscape architecture students with students from allied and complementary disciplines, including those in other design fields, business, and the natural and social sciences. Student entries are not required to be built.

Typical entries include: landscape architecture projects that meet the criteria within the categories of General Design, Residential Design, Analysis & Planning, Research, and Communications, brought about through collaborative effort with students from allied and complementary disciplines, including other design fields, business, and the natural and social sciences.

Criteria: Projects submitted in this category must be team projects and must have at least one landscape architecture student as part of the team.

Recognition: The Student Awards jury may each select one Award of Excellence and any number of Honor Awards in this category.

THE STUDENT COMMUNITY SERVICE AWARD

Recognizes: *pro bono* community service by students demonstrating sound principles or values of landscape architecture.

Typical entries include: individual students or student organizations providing community-based advocacy or public service; development of public education programs; leadership in advocacy through local organizations or through Student ASLA Chapter activities; and more.

Criteria: The jury will consider effectiveness related to the community's environment and quality of life, and the demonstration value to other communities, students, and professionals.

Recognition: The Student Awards Jury may select one organizational and one individual Community Service Award recipient.

2005 ASLA Award of Honor
Toyota Motor Sales, USA, Inc.
South Campus
Torrance, CA
LPA, Inc.



Photo: Chris Crostee

2005 ASLA Award of Honor
Ivy Street Roof Garden
San Francisco, CA
Andrea Cochran Landscape Architecture



Photo: Jerry Harpur

2005 ASLA Award of Honor
Private Residential Garden
Minneapolis, MN
oslund.and.assoc.



Photo: George Heinrich

2005 ASLA Award of Honor
Ben Gurion International Airport
Lod, Israel
Shlomo Aronson Architects






Photo: Shlomo Aronson, Barbara Aronson, Liya Kochavi



2005 ASLA Award of Excellence
The Heart of the Park
at Hermann Park
Houston, TX
SWA Group

Photo: SWA Group



2005 ASLA Award of Honor
 Capitol Plaza
 New York, NY
 Thomas Balsley Associates

Photo: Michael Koontz



2005 ASLA Award of Honor
 Parc Diagonal Mar
 Barcelona, Spain
 EDAW, Inc., Atlanta, GA
 EMBT Arquitectes

Photo: EDAW/Photography by Dixi Carrillo

Eligibility

PROFESSIONAL AWARDS

The project's creative team must include at least one of the following:

- A landscape architect;
- A graduate of a landscape architecture program; or
- A faculty member of a landscape architecture program.

NOTE: The work of non-landscape architects may be submitted in the Communications category.

The jury process is "blind," in other words the identities of the entrant and creative team are not revealed to the jury. Members of the ASLA Honors and Awards Advisory Committee and the Professional Awards Jury, as well as the firms, organizations, or agencies they represent, are not eligible to enter the Professional Awards program. The ASLA retains the right to disqualify any entry that does not meet the program requirements or that presents a conflict of interest. In such cases, refunds will not be issued.

STUDENT AWARDS

Landscape architecture students are eligible to enter one project per category. Entrants must provide proof of registration as a student during the 2005-2006 academic year (such as a copy of a student identification card). Student entries may be individual or team efforts. For team entries, all landscape architecture students must already be ASLA members or must join ASLA in order to enter.

The jury process is "blind," in other words the identities of the entrant and creative team are not revealed to the jury. Members of the Student Awards Jury will recuse themselves from judging any entries with which they have a conflict of interest (for example, a juror who teaches in a landscape architecture program will not judge entries submitted by students from that program). The ASLA retains the right to disqualify any entry that does not meet the program requirements or that presents a conflict of interest, if applicable. In such cases, refunds will not be issued.

2005 ASLA Award of Honor
 Livingood Residence
 Jackson, WY
 VLA, Inc.




Photo: Kevin Perrenoud

2005 ASLA Award of Excellence
 Stone Meadow
 Martha's Vineyard, MA
 Stephen Stimson Associates



Photo: Charles Mayer Photography

TO ENTER

Complete and return the entry form with payment (if applicable) for each project to be submitted.

Professional Award entry forms and payment must be received by ASLA by Friday, February 10.

Student Award entry forms must be received by Friday, May 19.

- Upon receipt of your entry form, you will be sent an official, numbered entry kit for each project to be submitted. Each entry kit includes a submission binder, forms, and instructions. Submission requirements and forms are also available online for downloading and completing electronically at www.asla.org.
- Please note that each project must be submitted in the official, numbered ASLA binder provided.
- Deadline for submissions: professional submissions must be received by Friday, February 24. Student submissions must be received by Friday, June 2.

AWARD SELECTIONS AND ANNOUNCEMENT

The Professional Awards Jury will review all submissions March 10-12, 2006.

The Student Awards Jury will review all submissions June 16-19, 2006.

Entrants will be notified of the results shortly following the jury meetings.

The awards will be announced to the media following notification of and coordination with the recipients.

Recipients will be honored at the Awards Presentation Ceremony and the special luncheon following at the ASLA Annual Meeting and EXPO, October 7-10, 2006, in Minneapolis.

QUESTIONS?

Contact **Carolyn Mitchell**, ASLA Honors and Awards Coordinator, at 202-216-2331 or cmitchell@asla.org.

ASLA 2006 AWARDS

AMERICAN SOCIETY OF LANDSCAPE ARCHITECTS 2006 AWARDS

ENTRY FORM

DEADLINES

PROFESSIONALS: Entry forms due by Friday, February 10;

Submissions must be received by Friday, February 24.

STUDENTS: Entry forms due by Friday, May 19;

Submissions must be received by Friday, June 2.

Please send my entry kit(s) to:
 (please print and use black or blue ink)

Name: _____
 Company/School: _____
 Street Address: _____
 City/State/Zip: _____
 Telephone/Fax: _____
 Email: _____

Official Entrant:

Name: _____
 Company/School: _____
 Street Address: _____
 City/State/Zip: _____
 Telephone/Fax: _____
 Email: _____

Please provide the name of the landscape architect or student involved in the project (if applicable):

Name: _____
 ASLA Designation (ASLA, FASLA, Student ASLA, etc., if applicable and different from above) _____
 Company/School: _____
 Street Address: _____
 City/State/Zip: _____
 Telephone/Fax: _____
 Email: _____

* The non-member fee provides a one-year membership in ASLA, including a subscription to *Landscape Architecture* magazine and ASLA Chapter dues. Non-members entering multiple projects may pay the non-member fee for the first entry and the member fee for any additional entries.

AWARDS ENTRY FEES	@COST	QTY	SUBTOTAL
Professional Awards, ASLA Member	\$250		
Professional Awards, Non-member	\$500		
The Landmark Award	\$50		
Student Awards, ASLA Member <i>FREE for first entry, \$15 each additional</i>	FREE/\$15		
Student Awards, Non-member* <i>\$43 for first entry, \$15 each additional</i>	\$43/\$15		
Student Community Service Award, ASLA Member <i>FREE for first entry, \$15 each additional</i>	FREE/\$15		
Student Community Service Award, Non-member* <i>\$43 for first entry, \$15 each additional</i>	\$43/\$15		
Student Collaboration, ASLA Member <i>FREE for first entry, \$15 each additional</i>	FREE/\$15		
Student Collaboration, Non-member* <i>\$43 for first entry, \$15 each additional</i>	\$43/\$15		

Refunds for professional award entries must be requested in writing before Friday, February 10, 2006.

PAYMENT INFORMATION

A check in the amount of \$_____ is enclosed in U.S. funds, payable to the ASLA Library and Education Advocacy Fund (ASLA Fund).
 ___VISA ___MasterCard ___American Express

For credit card entries only: you may fax your entry form to 202-842-0861.

Credit card number: _____

Expiration date: _____

Print name as it appears on the card: _____

Signature: _____

FAX TO: 202-842-0861. **MAIL TO:** Awards Program, American Society of Landscape Architects, 636 Eye Street, NW Washington, DC 20001.



AMERICAN
SOCIETY OF
LANDSCAPE
ARCHITECTS

636 Eye Street, NW Washington, DC 20001-3736
1-888-990-ASLA 202-898-2444 www.asla.org

2005 ASLA Award of Honor
Private Residence/Garden of Planes
Richmond, VA
Gregg Blearm Landscape Architects




Photo: Scott Smith



ASLA
FUND

DEADLINES

PROFESSIONALS: Entry forms due by Friday, February 10;

Submissions must be received by Friday, February 24.

STUDENTS: Entry forms due by Friday, May 19;

Submissions must be received by Friday, June 2.

CALL FOR ENTRIES

AMERICAN SOCIETY OF LANDSCAPE ARCHITECTS **2006 AWARDS**